

Viscosity Enhancement by Electron-Hole Collisions in Dirac Electron Fluid

Weiwei Chen^{1,2} and W. Zhu^{1,2}

¹*School of Science, Westlake University, 18 Shilongshan Road, Hangzhou 310024, China*

²*Institute of Natural Sciences, Westlake Institute for Advanced Study, 18 Shilongshan Road, Hangzhou 310024, China*

(Dated: April 20, 2022)

Rejuvenation of hydrodynamic transport in solids provides a new window to study collective motion of electrons, where electrons behave like a viscous fluid akin to classical liquids. Experimental observations of such exotic states have not been realized until recent years, and an on-going quest is to amplify the hydrodynamic effect in electron fluids. Here we investigate the hydrodynamic properties of Dirac electron fluid in graphene from a microscopic viewpoint, and elucidate a novel way to enhance electron hydrodynamics. In particular, we present strong evidences that the shear viscosity of Dirac electrons can be enhanced by frequent electron-hole collisions, through three distinct aspects: promoting electrons and holes around the Dirac point by disorder, creating electron-hole shared zeroth Landau level by external magnetic field, and inducing electron-hole excitations by dynamic deformation. We also study Hall viscosity, which is closely related to the geometric topology and exhibits quantum behavior analogous to Hall conductivity. Therefore, our work demonstrates the exotic landscape of hydrodynamic electronics in graphene, and presents experimentally relevant responses to quantify the effects of electronic viscosity.

I. INTRODUCTION

Hydrodynamic behavior of electrons in solids has been predicted for decades¹, but only in the recent years has it become a reality in two-dimensional materials, where many signatures of viscous electron flows have been probed, such as negative local resistance^{2,3}, superballistic flow⁴⁻⁶, current vortices⁷⁻⁹, Poiseuille flow^{10,11}, Hall viscosity¹² and violation of the Wiedemann-Franz law^{13,14}. Generally speaking, to maximize hydrodynamic effects in experiment, so far there are two main roads. One is to seek a material in which momentum relaxing effects (e.g. electron-phonon scattering) are greatly suppressed. In this respect, graphene becomes a promising candidate to observe hydrodynamic phenomena, due to its extremely stiffness. The other way is, to create inhomogeneous electron flows moving through artificial constriction geometry such as a narrow slit², where hydrodynamic behavior is generally expected. Beyond the above two ways, an ongoing quest is to find more mechanism that can amplify the hydrodynamic effect in electron fluids, which is not only conceptually important but also practically relevant for experiment.

Most of existing studies on hydrodynamic effect focus on the electron-electron collisions¹⁵⁻¹⁷, and theoretical modeling of viscous electron flow is usually based on the simulation of Navier-Stokes equations¹⁷⁻¹⁹, where the prevalence of imperfection like disorder is usually overlooked. One plausible reason is that disorder is always expected to disrupt collective motions by introducing a momentum-relaxing collisions^{20,21}. To date a systematic study of disorder effect on hydrodynamic phenomena in experimentally relevant two-dimensional materials (e.g. graphene) is still lacking. On the other hand, it has been known that disorder profoundly impacts carrier transport in graphene. One novel example is the observation of minimum conductivity in graphene²², originating from impurity assisted resonant tunneling of massless Dirac fermions, where the impurity induces significant potential barriers and the systems are likely to split into a random distribution of p-n junctions.²³⁻²⁶ Hence, with this fact on hand, it is natural to ask to what extent hydrodynamic phenomena could

be promoted or symbiotic coexistence in disordered Dirac electron fluids. We study the shear viscosity (η_s) in disordered graphene using analytic and numerical methods. Counterintuitively, we discover an enhancement of viscosity for Dirac electron fluid in the regime of low carrier concentrations, which endows the graphene system with interesting, yet mostly unexplored, static and dynamic hydrodynamic behavior.

Inspired from this peculiar behavior, we further investigate the viscosity in graphene in the presence of a perpendicular magnetic field, since the zeroth Landau level around the neutral point is shared by the electrons and holes. As expected, the shear viscosity around the Dirac point can be further enhanced by an external magnetic field. These findings are in stark contrast to those found in the conventional two-dimensional ordinary electron gas (2DEG)²⁷, suggesting the importance of the inherent electron-hole coherence around the Dirac point of graphene. Away from charge neutrality, the viscosity coefficients tend to agree with those of Fermi liquids. (For a detailed comparison please see Tab. I)

Going even further, we consider the dynamic situation. Dynamic deformation is introduced, which will result in transitions between energy levels with an interval of dynamic frequency. Thus, when the Fermi energy is lower than the dynamic frequency, the interband (electron-hole) transitions are induced. The results in this regime show that shear viscosity is positively related to frequency, in other words, shear viscosity increases with more electron-hole collisions.

To fully understand the hydrodynamic properties of Dirac electronic fluids, we also study the Hall viscosity (η_H), which is closely related to the geometric topology and exhibits quantum behavior analogous to Hall conductivity, in both static and dynamic situations, with or without an external magnetic field. In the presence of magnetic field, assuming good separation of Landau levels, we find the contributions from the interband transition counterparts $E_{n,-} \rightarrow E_{n+2,+}$ and $E_{n,+} \rightarrow E_{n+2,-}$, which are same to dynamic shear viscosity, cancel each other in dynamic Hall viscosity. This implies the electron-hole collision effect is different for shear and Hall viscosity.

TABLE I. Analytic results of static shear (η_s) and Hall (η_H) viscosity of disordered graphene in the absence of magnetic field $B = 0$ and presence of perpendicular magnetic field $B = B\hat{z}$. E is the Fermi energy, ρ is the density of states, τ is the quasiparticle relaxation time, N is index of Landau level, A is disorder scattering parameter, and ε is the distance between the Fermi energy and the nearest Landau level center. In 2DEG, $\tilde{\omega}_c = \frac{eB}{m}$ is the cyclotron frequency. In graphene, $\tilde{\omega}_c = \frac{eB}{|E|/v_f^2}$ is effective cyclotron frequency. They are equivalent by introducing effective mass $m = |E|/v_f^2$ in graphene. “Overlapped” and “Well Separated” are the regions divided by $\tilde{\omega}_c\tau \lesssim 1$ and $\tilde{\omega}_c\tau \gg 1$.

	η_s in the case $B = 0$	η_s in the case $B = B\hat{z}$		η_H in the case of $B = B\hat{z}$	
		Overlapped	Well Separated	Overlapped	Well Separated
2DEG	$\frac{1}{2}E^2\rho\tau^{27,29}$	$\frac{1}{2}\frac{E^2\rho\tau}{1+4(\tilde{\omega}_c\tau)^2}$ 27,28	$\frac{N^2\hbar}{8\pi^2l_B^2}(1-2A\varepsilon^2)^{27}$	$\frac{\rho\tilde{\omega}_c\tau^2E^2}{1+4\tilde{\omega}_c^2\tau^2}$ 27–29	$\frac{N^2\hbar}{8\pi l_B^2} - \frac{1}{4\tilde{\omega}_c}\frac{\rho E^2}{1+4\tilde{\omega}_c^2\tau^2}$ 27
Graphene	$\frac{1}{8}E^2\rho\tau + \frac{3}{32}\frac{\hbar^2\rho}{\tau}$	$\frac{1}{8}\frac{E^2\rho\tau}{1+4\tilde{\omega}_c^2\tau^2} + \frac{\hbar^2}{32\tau}\rho\frac{3+16\tilde{\omega}_c^2\tau^2}{1+4\tilde{\omega}_c^2\tau^2}$	$\frac{(N^2+\delta_{N,0})\hbar}{2\pi^2l_B^2}(1-2A\varepsilon^2)$	$\frac{1}{4}\frac{\rho\tilde{\omega}_c\tau^2E^2}{1+4\tilde{\omega}_c^2\tau^2}$	$\frac{\text{sgn}(E)(2N^2+2N+1)\hbar}{4\pi l_B^2} - \frac{1}{16\tilde{\omega}_c}\frac{\rho E^2}{1+4\tilde{\omega}_c^2\tau^2}$

All these findings are highly relevant to the on-going experiments on graphene, calling for detailed studies of hydrodynamic electronics of Dirac fluid.

II. RESULTS

For systematicness, in the following, we present our results with the order: A. static shear viscosity with and without magnetic field; B. static Hall viscosity; C. dynamic shear viscosity with and without magnetic field; D. dynamic Hall viscosity.

A. Static Shear Viscosity η_s

We start our discussion from evaluating the static shear viscosity η_s in graphene using the linear response theory (see Appendix I):

$$\eta_s(E) = \text{Re}[\eta_s^{RA}(E) - \eta_s^{RR}(E)] \quad (1)$$

with

$$\eta_s^{LM}(E) = 4\frac{\hbar}{2\pi V}\text{Tr}[G^L(E)T_{xy}G^M(E)T_{xy}] \quad (2)$$

where $G^{L,M}$ denotes the retarded and advanced Green’s function, the stress tensor components are chosen as $T_{ij} = T_{kl} = T_{xy}$, and the factor 4 denotes the degeneracy of spin and valley. In the Boltzmann transport theory, the contribution from the retarded-retarded (RR) channel is usually discarded. In this work, we find η_s^{RR} becomes as much relevant as the η_s^{RA} one in proximity to Dirac point.

In the following, we will calculate and analyze the shear viscosity in the two cases: (1) in the absence of magnetic field, $B = 0$; (2) in the presence of a magnetic field perpendicular to the xy -plane, $B = B\hat{z}$. The vertex corrections of the Kubo formula for viscosity in both cases $B = 0$ and $B = B\hat{z}$ are proved to be zero due to short-range disorder scattering in Appendix IV. A plausible explanation is given by analogizing the vertex correction in Kubo formula to the transport relaxation time correction in Boltzmann transport theory, which is a scheme to distinguish the contributions of forward

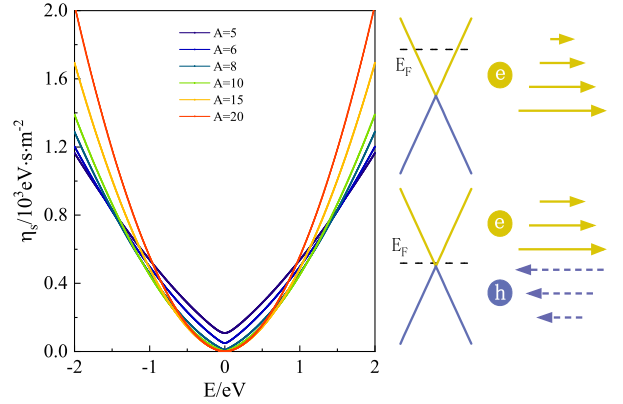


FIG. 1. (color online) (Left) Numerical result for the shear viscosity η_s as a function of Fermi energy in the absence of magnetic field. $A = \frac{4\pi(\hbar v_f)^2}{n_i v_0^2}$ is a dimensionless parameter characterizing the scattering strength (see main text). (Right) Cartoon picture for hydrodynamic flow for doped and undoped graphene.

scattering and back scattering. The Kubo formula for viscosity is in nature a stress-stress correlation function and the stress is an outer product of velocity and momentum. Therefore, the effect of short-range disorder consisting of uniformly distributed plane waves in the momentum space on viscosity is isotropic due to a nontrivial compensation between the velocity direction and momentum direction.

I. $B = 0$

In the absence of magnetic field, the η_s^{LM} in Eq.(2) can be analytically derived (see Appendix V). η_s^{RA} finally arrives at $\eta_s^{RA}(E) = \frac{1}{8}E^2\rho\tau + \frac{\hbar^2}{32\tau}\rho$, where $\tau = \frac{\hbar}{2|\text{Im}\Sigma(E)|}$ is the quasiparticle relaxation time. The real part of η_s^{RR} approaches to $\text{Re}\eta_s^{RR}(E) = -\frac{\hbar^2}{16\tau}\rho$, which is as much relevant as η_s^{RA} in the limit $E \rightarrow 0$. The total real part of shear viscosity, therefore,

is obtained as

$$\eta_s(E) = \frac{1}{8} E^2 \rho \tau + \frac{3}{32} \frac{\hbar^2 \rho}{\tau} \quad (3)$$

If we plug the expressions of self-energy and density of states (see Appendix III) into the above result, it can be rewritten as

$$\eta_s(E) = \frac{\hbar}{8\pi^2(\hbar v_f)^2} \left[AE^2 + \frac{3}{A} (\pi|E| + E_c A e^{-A/2})^2 \right] \quad (4)$$

The first term in Eq. (3) and Eq. (4) is in accordance with that in 2DEG, and can also be written as $\frac{1}{4} m \bar{n} v_f l$, where m is the effective mass, $\bar{n} = \int \rho dE \approx \frac{1}{2} \rho E$ is the average charge density and $l = v_f \tau$ is mean free path. The second term, which does not exist in 2DEG, is inversely proportional to the quasiparticle relaxation time and implies the viscosity will be enhanced by disorder potential near the Dirac point. This is inconsistent with ordinary metals and classical fluids, where impurities can pack to eliminate any sign of collective behavior of particles. Similar to the minimal conductivity of graphene due to impurity assisted resonant tunneling through the electron-hole coherence and retarded-retarded (RR) channel³⁰, this anomalous term in static shear viscosity also mainly comes from the electron-hole coherence and RR term. However, in distinction to the charge current, the momentum current also contains single-particle contributions. Thus, the disorder-assisted transport is significantly larger in viscosity compared to conductivity.

In order to clearly see the effect of the anomalous term in η_s , we also performed the numerical calculation of the Eq. (1). The results for several different disorder strengths are illustrated in Fig. 1. The relationship between η_s and disorder scattering can be divided into two regions with opposite behaviors. In the high energy region that we call the “normal region”, η_s decays rapidly with the increasing of disorder scattering. This is consistent with the 2DEG and classical fluids. In the low energy region roughly $[-1.1\text{eV}, 1.1\text{eV}]$, which we call “anomalous region”, η_s has a peculiar enhancement induced by disorder. It is well agree with the analytic prediction in Eq. (3). Furthermore, the range of this “anomalous region” is quite large, not just the interval extremely close to the Dirac point, which is consistent with the hydrodynamic transport region detected in experiments²⁻⁴. Intuitively, the different observation in doped and undoped graphene can be understood by the pictures as illustrated in Fig. 1: In the undoped case in the vicinity of Dirac point, electrons flow in the direction opposite to the holes, and frequent electron-hole collisions leads to enhancement of hydrodynamic behavior. While in the doped case with a large Fermi surface, only one type of carriers contributes so the hydrodynamic behavior should be similar to the case of normal Fermi liquids.

2. $B \neq 0$

In the presence of a magnetic field perpendicular to the graphene, we find the anomalous response of shear viscosity remains. Here the discussion of the analytic expression of η_s

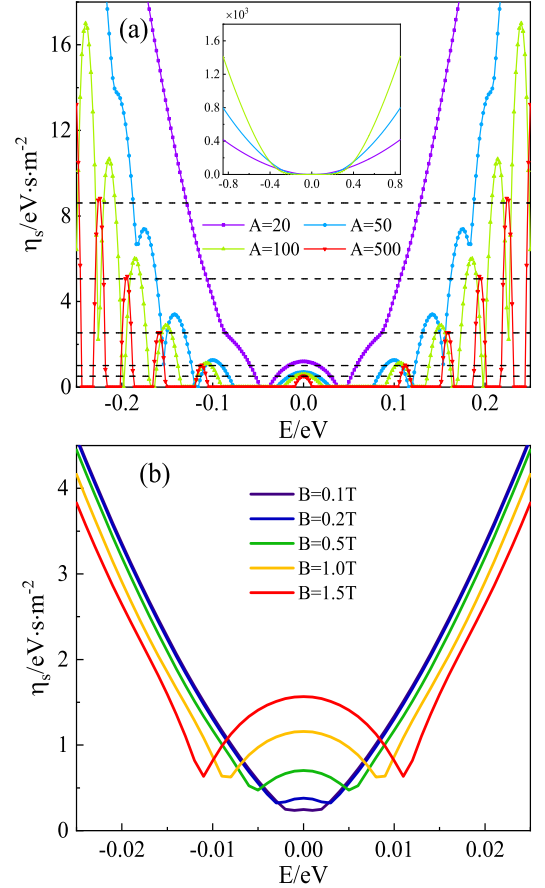


FIG. 2. (color online) (a) Shear viscosity η_s as a function of Fermi energy, fixed magnetic field strength $B = 10\text{T}$ and different disorder scattering $A = \frac{4\pi(\hbar v_f)^2}{n_i v_0^2} = 20, 50, 100, 500$. Dashed lines in top pane denote the predicted values of static shear viscosity of each Landau level in the absence of disorder: $\eta_s = (N^2 + \delta_{N,0}) \frac{\hbar}{2\pi^2 l_B^2}$. The inset is the same plot with a larger energy scope. (b) Static η_s vs E for fixed $A = 15$ and $B = 0.1\text{T}, 0.2\text{T}, 0.5\text{T}, 1.0\text{T}, 1.5\text{T}$.

for $B \neq 0$ is separated into two parts. When the Landau levels are well separated, i.e. $\tilde{\omega}_c \tau \gg 1$, we get

$$\eta_s(E) = (N^2 + \delta_{N,0}) \frac{\hbar}{2\pi^2 l_B^2} (1 - 2A\varepsilon^2) \quad (5)$$

where $\varepsilon = (E - E_{NS})/2\hbar\omega_c$ characterizes the distance between the Fermi energy and the center of nearest Landau level. The predicted values of static shear viscosity at the center of Landau levels are quantized as $\eta_s = (N^2 + \delta_{N,0}) \frac{\hbar}{2\pi^2 l_B^2}$. When the Landau levels are overlapped ($\tilde{\omega}_c \tau \lesssim 1$), η_s is approximately given by

$$\eta_s = \frac{1}{8} \frac{E^2 \rho \tau}{1 + 4\tilde{\omega}_c^2 \tau^2} + \frac{\hbar^2}{32\tau} \rho \frac{3 + 16\tilde{\omega}_c^2 \tau^2}{1 + 4\tilde{\omega}_c^2 \tau^2} \quad (6)$$

The first term in this result is consistent with the result for 2DEG²⁷, except for the cyclotron frequency $\tilde{\omega}_c$, which depends on both magnetic field and Fermi energy in graphene but only depends on magnetic field in 2DEG. Since the well

separated and overlapped regions are determined by the value of $\tilde{\omega}_c\tau$, the relation $\tilde{\omega}_c \propto \frac{1}{|E|}$ means that the separated region in graphene is close to the Dirac point. The second term, which can reduce to the anomalous term in Eq. (3) when $\tilde{\omega}_c \rightarrow 0$, is positively related to both disorder scattering and magnetic field strength according to the self-energy. After plugging the self-energy function and density of states into the Eq.(6), the static shear viscosity can be further evaluated by separated the states into $|E|/\hbar\omega_c > 1$ and $|E|/\hbar\omega_c \lesssim 1$. For the states $|E|/\hbar\omega_c > 1$, the static shear viscosity is obtained as

$$\eta_s(E) = \frac{\hbar}{4\pi^2 l_B^2} \frac{AE^2}{(\hbar\omega_c)^2(1+4\alpha^2)} \left[1 + \frac{4\alpha^2\delta}{1+4\alpha^2} \cos \frac{\pi E}{\hbar\omega_c} \right] \quad (7)$$

where $\alpha = \frac{A}{\pi} \frac{\hbar\tilde{\omega}_c}{E}$ and $\delta = e^{-\frac{4\pi^2 E^2}{A(\hbar\omega_c)^2}}$. The second term in the above expression exhibits Shubnikov-de Haas-type oscillations, but the contribution of this term will be suppressed as E increases since the parameters α and δ both decrease with E .

For the states $|E|/\hbar\omega_c \lesssim 1$, which are in the vicinity of Dirac point, the static shear viscosity can be approximately given by

$$\eta_s(E) = \frac{3A}{8\pi^2 \hbar^2 v_f^2} \left[E_c e^{-A/2} + \frac{\hbar v_f^2}{E_c e^{-A/2}} eB \right]^2 \quad (8)$$

which is positively related to the strength of magnetic field.

In Figure 2 we show the numerical results of η_s in the presence of magnetic field, which are obtained by numerically solving Kubo formula. As the Fig. 2(a) shown, the curves of $\eta_s(E)$ with different disorder strength change from separated peaks to Shubnikov-de Haas-type oscillations and then to smooth, which is consistent with the prediction of analytic solutions. From the inset in Fig. 2(a), one can also find an anomalous disorder-induced shear viscosity enhancement behavior in the low energy region, similar to the case in the absence of a magnetic field. Furthermore, for the states near the Dirac point, the shear viscosity can also be enhanced by magnitude of the applied magnetic field B as shown in Fig. 2(b). This behavior is contract to the 2DEG, where the static shear viscosity decays with B as a function: $\eta_s \propto \frac{B_0^2}{B_0^2 + B^2}$.²⁹

B. Static Hall Viscosity η_H

The Hall viscosity is rooted in the gravitational anomaly, which can be represented by the strain-induced Berry curvature of wave function and therefore exhibit the striking phenomenon of topology³¹⁻³³. Here, we focus on the static Hall viscosity η_H in the presence of magnetic field perpendicular to the graphene plane. It can be calculated by the real part of Kubo formula with $T_{ij} = T_{xy}$, $T_{kl} = \frac{1}{2}(T_{xx} - T_{yy})$:

$$\eta_H(E) = \text{Re} \left[\eta_H^{L,RA}(E) - \eta_H^{L,RR}(E) + \eta_H^I(E) \right] \quad (9)$$

where

$$\eta_H^{L,LM}(E) = 4 \frac{\hbar}{4\pi^2 V} \text{Tr} \left[G^L(E)(T_{xy} - T_{yy})G^M(E)T_{xy} \right] \quad (10)$$

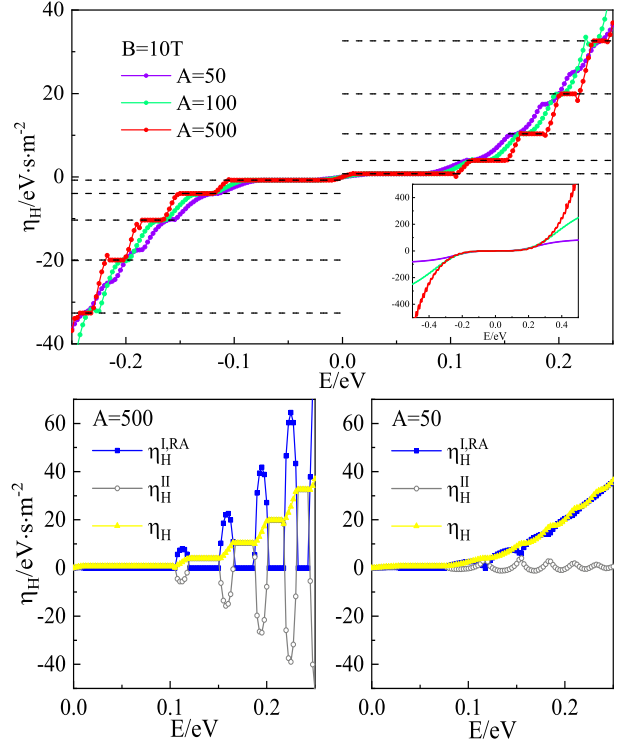


FIG. 3. (color online) Top: dc Hall viscosity η_H as a function of Fermi energy E for fixed magnetic field strength $B = 10T$ and different disorder scattering $A = \frac{4\pi(\hbar v_f)^2}{n_i V_0^2} = 50, 100, 500$. Dashed lines denote the predicted values of Hall viscosity of each Landau level in the absence of disorder: $\eta_H = \frac{\text{sgn}(E)(2N^2+2N+1)\hbar}{4\pi l_B^2}$. Bottom: different contributions of η_H (see main text).

$$\eta_H^I(E) = 4 \frac{\hbar}{4\pi^2 V} \int d\omega f_\omega \text{Tr} \left[G^R(\omega)(T_{xy} - T_{yy}) \frac{dG^R(\omega)}{d\omega} T_{xy} - \frac{dG^R(\omega)}{d\omega} (T_{xy} - T_{yy}) G^R(\omega) T_{xy} \right] \quad (11)$$

which is analogous to the Kubo-Streda formula of the Hall conductivity. Compared with η_s , the Kubo formula of η_H has an extra term η_H^I . η_H^I is strikingly different from terms $\eta_H^{L,LM}$ in that it contains contributions from the entire Fermi sea, while $\eta_H^{L,LM}$ only from electron states at the Fermi surface. Plugging in the form of Green's function, the analytic expression of the total static Hall viscosity η_H is

$$\eta_H(E) = \begin{cases} \frac{\text{sgn}(E)(2N^2+2N+1)\hbar}{4\pi l_B^2} - \frac{1}{16\tilde{\omega}_c} \frac{\rho E^2}{1+4\tilde{\omega}_c^2 \tau^2}; & \tilde{\omega}_c \tau \gg 1 \\ \frac{1}{4} \frac{\rho \tilde{\omega}_c \tau^2 E^2}{1+4\tilde{\omega}_c^2 \tau^2}; & \tilde{\omega}_c \tau \ll 1 \end{cases} \quad (12)$$

From this result, we find the behavior of static Hall viscosity is somewhat similar to the Hall conductivity. It is also quantized in the Landau level gaps where the density of states vanishes, and has opposite signs for the electron states and hole states. Additionally, η_H is not integral quantized but has an additional 1/4, which is analogy to the additional 1/2 in Hall conductivity of graphene, both of which are the hallmark of the chiral nature of graphene³⁴. Besides, we find that

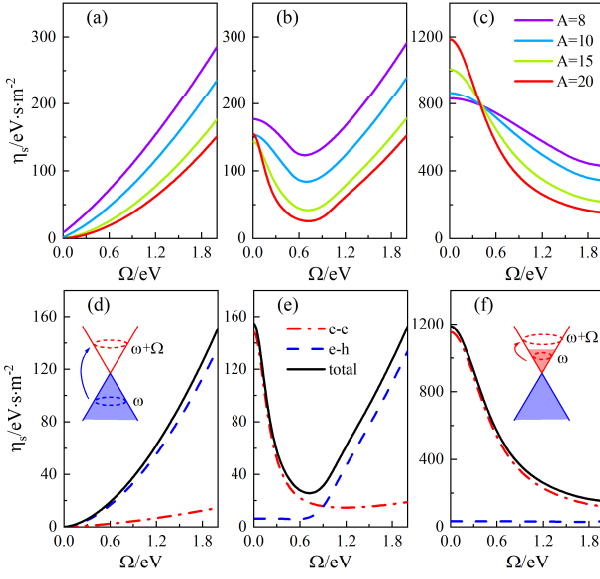


FIG. 4. (color online) (a-c) Numerical results of as shear viscosity η_s versus frequency $\hbar\Omega$ in the disordered graphene at zero temperature with Fermi energy: (a) $E = 0\text{eV}$; (b) $E = 0.5\text{eV}$; and (c) $E = 1.5\text{eV}$. (d-e) Comparison of the contributions of electron-electron coherence and electron-hole coherence for disorder scattering $A = 20$ and Fermi energy corresponding to (a-c).

the quantized value is mainly contributed from the Fermi sea states, i.e. η_H^{II} . With the overlap of the Landau levels, the contribution from Fermi sea fades and the contribution from Fermi surface states increases. Therefore, when the Landau level gaps are smoothed by the decrease of $\tilde{\omega}_c\tau$, the quantization behavior of η_H disappears.

In Figure 3, we show the numerical results of η_H for a fixed magnetic field strength $B = 10\text{T}$ and different disorder scattering strengths: $A = 50, 100$, and 500 (top pane), and compare the different contributions from $\eta_H^{\text{I,RA}}$ and η_H^{II} at $A = 50$ and 500 (bottom pane). For the extremely small scattering $A = 500$ close to pure graphene, it can be clearly seen that η_H has a step structure. The height of the step in the Landau level gap is well consistent with the analytically prediction: $\eta_H = \frac{\text{sgn}(E)(2N^2+2N+1)\hbar}{4\pi l_B^2}$. When the disorder scattering is strengthened, the plateau of the step structure shrinks due to the broaden of Landau levels, and the center of plateau slightly moves to zero energy due to the shift of Landau levels. Furthermore, the contribution from Fermi sea η_H^{II} is fading away with the overlap of Landau levels.

C. Dynamic Shear Viscosity $\eta_s(\Omega)$

Next we turn to the dynamic shear viscosity $\eta_s(\Omega)$ in graphene, where Ω is the frequency. Similar to the static shear viscosity, we separate the calculation of dynamic shear viscosity into two conditions: $B = 0$ and $B = B\hat{z}$.

1. $B = 0$

In the absence of magnetic field, the analytic derivation of $\eta_s(\Omega)$ is displayed in Appendix. VIII. When $\hbar\Omega \rightarrow 0$, the dynamic shear viscosity $\eta_s(\Omega)$ reverts to the static shear viscosity described in Sec. II A. In this section, we will evaluate the $\eta_s(\Omega)$ under two other constraints at zero temperature: (1) $E \approx 0 \ll \Omega$ and (2) $0 < \Omega \ll E$. Due to the electron-hole symmetry in graphene, the condition for negative Ω is symmetric to the case for positive Ω and is therefore ignored. In the regime of $\omega < 0 < \omega + \Omega$, the contribution from electron-hole (e-h) coherence plays a dominant role. In contrast, in the regime of $0 < \omega \lesssim \omega + \Omega$, the electron-electron (e-e) coherent contribution due to collisions of thermally excited carriers is dominant.

In the e-h dominant region $E \ll \Omega$, the $\eta_s(\Omega)$ is given by

$$\eta_s(\Omega) = \frac{\Omega^2}{16\hbar v_f^2} \left(\frac{1}{2} + \frac{16}{15} \frac{1}{A} \right), \quad (13)$$

In the e-e dominant region $0 < \Omega \ll E$, the $\eta_s(\Omega)$ arrives at

$$\eta_s(\Omega) = \frac{E^2}{2\pi^2 \hbar v_f^2} \left(\frac{\pi^2}{A} + \frac{AE^2}{\pi^2 \Omega^2 + 4E^2} \right) \quad (14)$$

We compare and analyze these two results for dynamic shear viscosity in the e-h dominant and e-e dominant regions from both frequency-dependent and disorder effects perspectives. We find that the dynamic shear viscosity η_s is positively correlated with frequency Ω in the e-h dominant region, but negatively correlated with frequency Ω in the e-e dominant region. The dependence of $\eta_s(\Omega)$ on disorder scattering is more complicated. In the e-h dominant region, η_s is monotonically increasing with the disorder scattering. When the e-h coherence is dominant, however, η_s also relies on the Fermi energy. As disorder scattering increases, η_s declines at $4E^2 \gg \frac{A^2}{\pi^2} \Omega^2$ and strengthens at $4E^2 \ll \frac{A^2}{\pi^2} \Omega^2$. This opposite behavior of dynamic η_s versus disorder scattering over different Fermi energy region is reminiscent of the static shear viscosity shown in Fig. 1, where one finds similar behaviors in two different regions: “normal region” ($|E| > 1.1\text{eV}$) and “anomalous region” ($|E| \lesssim 1.1\text{eV}$).

To clearly show the above properties of dynamic shear viscosity, we also illustrate the numerical results of η_s vs Ω in the disordered graphene at zero temperature in Fig. 4(a-c), where the Fermi energies are set to: $E = 0\text{eV}$, 0.5eV , and 1.5eV . In the results of $E = 0.0\text{eV}$ which belongs to e-h dominant region, η_s increases superlinearly with Ω and decreases with A , both behaviors are well agree with the analytic prediction Eq. (13). In the case of $E = 1.5\text{eV}$ and low frequency, which belongs to e-e dominant region, η_s drops sharply with Ω , and the $\eta_s(\Omega)$ curves of different disorder strengths have a cross. These behaviors also meet expectation of Eq. (14). In the case of $E = 0.5\text{eV}$, the transition between the e-h dominant region and e-e dominant region can be seen. The different transport mechanisms for these Fermi energies are also demonstrated by comparing of the contributions of electron-electron coherence and electron-hole coherence in Fig. 4(d-e).

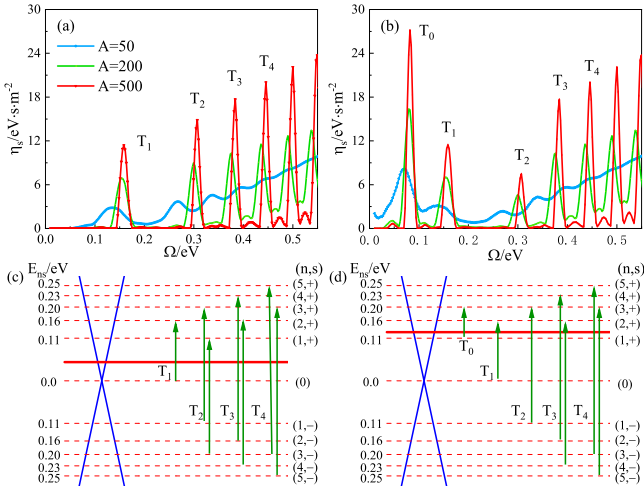


FIG. 5. (color online). (a)(b) The numerical results of η_s vs Ω for the magnetic field $B = 10T$ and Fermi energy: (a) $E = 0.05eV$ and (b) $E = 0.13eV$. (c)(d) The schematic representation of the transitions correspond to the peaks T_i in (a)(b).

Another remarkable piece of information we gain from the numerical results is a link between dynamic and static shear viscosities. We introduced “normal region” ($|E| > 1.1eV$) and “anomalous region” ($|E| \leq 1.1eV$) when analyzing the static shear viscosity. In the case of $E = 1.5eV$, the increase of Ω can let available ω cross the “normal region” into “anomalous region”. The critical frequency is $\hbar\Omega \approx 0.4eV$, which quite matches the cross point shown in Fig. 4(c).

2. $B \neq 0$

In the presence of magnetic field $B = B\hat{z}$, the total dynamic shear viscosity can be written as

$$\eta_s(\Omega) = -\frac{\hbar^3 \omega_c^2}{8\pi^2 l_B^2} \int_{-\infty}^{\infty} d\omega \frac{f_{\omega+\Omega} - f_{\omega}}{\Omega} \sum_{n,s,s'} (n+1) [\text{Im}G_{ns}^R(\omega+\Omega)\text{Im}G_{n+2,s'}^R(\omega) + (\omega+\Omega \leftrightarrow \omega)] \quad (15)$$

At the well separated Landau levels region and zero temperature, it is evaluated as

$$\eta_s(\Omega) = \frac{\hbar^3 \omega_c^2}{8l_B^2} \sum_{n,s,s'} \frac{n+1}{\Omega} [(f_{E_{ns}} - f_{E_{n+2,s'}})\delta(\Omega + E_{n+2,s'} - E_{ns}) + (E_{ns} \leftrightarrow E_{n+2,s'})] \quad (16)$$

One can easily find that in this case the dynamic shear viscosity is determined by the state transitions between Landau levels, $E_{ns} \leftrightarrow E_{ms'}$, where the level indices satisfy $|m-n| = 2$ and there is no restriction on s and s' (see Appendix II). Similar selection rule exists in the calculation of magneto-optical conductivity in graphene, but in which level index of the allowed transitions satisfies $|m-n| = 1$ ^{35–38}.

In Fig 5(a-b), we show the results of $\eta_s(\Omega)$ as a function of frequency Ω . When the disorder scattering is extremely small,

$\eta_s(\Omega)$ shows a series of resonant peaks. These peaks correspond to the transitions between the separated Landau levels. Meanwhile, the schematic diagrams which can help us understand the transitions in Fig 5(a) and (b) are given in Fig 5(c) and (d). It can be seen from the numerical results combining with the schematic diagrams that the transitions between the same two Landau levels contributes the same intensity to the resonance peak of η_s despite the location of Fermi energy. The peaks T_1 , T_3 , and T_4 in Fig 5(a) and (b) have same intensities since they correspond to the same transitions in two cases, as shown in Fig 5(c) and (d). The peak T_2 in Fig. 5(b) is half of that in Fig. 5(a) because the peak T_2 in Fig. 5(a) contains the transitions E_{3-} to E_{1+} and E_{1-} to E_{3+} but the peak T_2 in Fig. 5(a) has only contributions from E_{1-} to E_{3+} .

Another notable feature is the dependence on frequency Ω . For $\Omega > 0$, in the electron-hole (e-h) transitions, $\frac{n+1}{\Omega} \propto \Omega$ due to $\hbar\Omega = |E_{n+2,s'} - E_{ns}| \approx 2\sqrt{n}\hbar\omega_c$, but in the electron-electron (e-e) transitions, $\frac{n+1}{\Omega} \propto \Omega^{-3}$ since $\hbar\Omega = |E_{n+2,s'} - E_{ns}| \approx \frac{\hbar\omega_c}{\sqrt{n}}$. This is also confirmed by the numerical results in Fig. 5(b), where the η_s contributed by electron-electron transition tends to diverge as Ω approaches zero. As the Landau levels gradually overlap, the peak of $\eta_s(\Omega)$ will drop and merge with others, but as shown by the numerical results, the magnitude of η_s still maintains a general trend of decreasing with Ω for the e-e transitions and increasing with Ω for the e-h transitions.

D. Dynamic Hall Viscosity $\eta_H(\Omega)$

The Kubo formula of dynamic Hall viscosity is similar as the one of the static shear viscosity except the finite frequency Ω . It is also divided into three parts as

$$\eta_H(\Omega) = \text{Re} [\eta_H^{I,RA}(\Omega) - \eta_H^{I,RR}(\Omega) + \eta_H^I(\Omega)] \quad (17)$$

Then, we evaluate dynamic Hall viscosity at the well separated Landau levels region and zero temperature,

$$\eta_H(\Omega) = \frac{\hbar^3 \omega_c^2}{8\pi l_B^2} \sum_{n,s,s'} \frac{n+1}{\Omega} \left\{ 2(f_{E_{ns}+\Omega} - f_{E_{ns}}) \frac{\Omega - E_{n+2,s'} + E_{ns}}{(\Omega - E_{n+2,s'} + E_{ns})^2 + \Gamma^2} + (f_{E_{n+2,s'}+\Omega} - f_{E_{ns}-\Omega}) \frac{\Omega + E_{n+2,s'} - E_{ns}}{(\Omega + E_{n+2,s'} - E_{ns})^2 + \Gamma^2} - (E_{ns} \leftrightarrow E_{n+2,s'}) \right\} \quad (18)$$

where the self-energy is assumed to be a small pure imaginary number $-i\Gamma$. It is obvious that, at the limit $\Omega \rightarrow 0$, the first and second terms in the curly brace represent the Fermi surface and Fermi sea contributions, which have been analyzed in the section of static Hall viscosity. Here, we focus on the dependence of η_H on Ω . Since the term $\frac{\Omega \mp E_{n+2,s'} \pm E_{ns}}{(\Omega \mp E_{n+2,s'} \pm E_{ns})^2 + \Gamma^2}$ in Eq. (18) describes a kink with the center $\Omega_c = \pm(E_{n+2,s'} - E_{ns})$, we assume the Ω in the distribution function multiplied by the kind function tends to Ω_c . Thus, the dynamic Hall viscosity

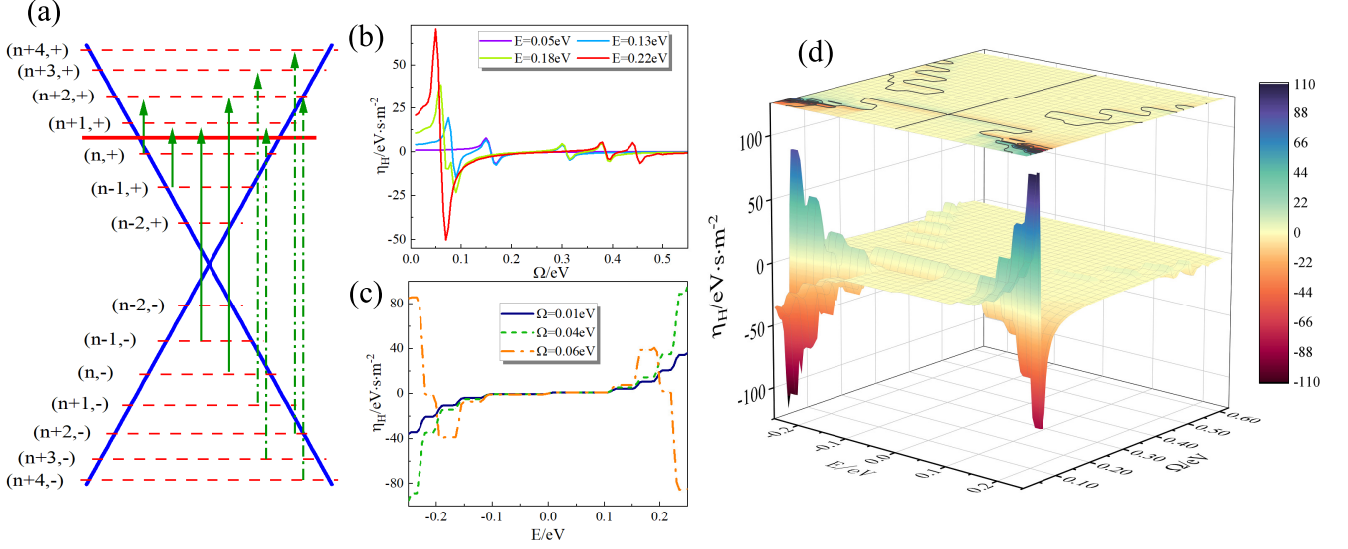


FIG. 6. (color online) (a) The schematic diagram of the allowed transitions in calculating dynamic Hall viscosity. (b) dynamic Hall viscosity η_H vs frequency Ω for magnetic field $B = 10T$ and several Fermi energies. (c) dynamic Hall viscosity η_H vs Fermi energy E for same magnetic field and several frequencies. (d) A global dependence of η_H on Ω and E .

can be further simplified as

$$\eta_H(\Omega) \approx \frac{\hbar^3 \omega_c^2}{8\pi l_B^2} \sum_{n,s,s'} \frac{n+1}{\Omega} \left[(f_{E_{n+2,s'}} - f_{E_{ns}}) \frac{\Omega - E_{n+2,s'} + E_{ns}}{(\Omega - E_{n+2,s'} + E_{ns})^2 + \Gamma^2} - (E_{ns} \leftrightarrow E_{n+2,s'}) \right] \quad (19)$$

This expression is somewhat analogous to the evaluation of dynamic shear viscosity in the well separated Landau levels region. They have the same transition rule: $n \leftrightarrow n+2$, but different types of transition function: delta structure for $\eta_s(\Omega)$ and kink structure for $\eta_H(\Omega)$. Another essential difference between these two is the sign before the exchange ($E_{ns} \leftrightarrow E_{n+2,s'}$). In the expression of $\eta_s(\Omega)$, it is a plus sign, which means the addition of the counterparts. In the expression of $\eta_H(\Omega)$, however, it is a minus sign, so the counterparts cancel each other out. Figure 6(a) shows the schematic diagram of the transitions in a general case where the Fermi level is assumed to fall in the gap between the Landau levels with indices $(n, +)$ and $(n+1, +)$. It is noticeable that there are only four transitions left, as the others cancel out with their counterparts under the exchange $(ns) \leftrightarrow (n+2, s')$.

The numerical results of dynamic Hall viscosity are shown in Fig. 6(b-d). In Fig. 6(b), we plot dynamic Hall viscosity η_H vs frequency Ω in the presence of magnetic field $B = 10T$. The energies of the low-order Landau levels in this condition are shown in Fig. 5(c)(d). For Fermi energy $E = 0.05\text{eV}$, there is only one resonance kink structure around $\Omega = 0.16\text{eV}$, which is consistent with the prediction of Eq. (19), since there is only one single transition with frequency $\Omega = 0.16\text{eV}$ in this case. For Fermi energy $E = 0.13\text{eV}$, there are three resonance kink structures corresponding to the three single transitions at: $\Omega = 0.09\text{eV}$, 0.16eV , and 0.31eV . For Fermi energy

$E = 0.18\text{eV}$ and 0.22eV , there should be four resonance kink structures according to the Eq. (19). However, in the numerical results, the lowest two resonance structure are partially and fully overlap for $E = 0.18\text{eV}$ and $E = 0.22\text{eV}$, since their transition frequencies are too close together.

In Fig. 6(b), we plot η_H vs E for different frequencies. In Fig. 6(c), we plot a global dependence of η_H on Ω and E . Both of these figures show how the static quantized Hall viscosity should evolve into the dynamic Hall viscosity. The plateau structure is retained, but the heights of the plateaus vary with frequency and resonate around the frequencies that lead to single transitions.

III. DISCUSSION

We have presented a microscopic theory on hydrodynamic electronics in disordered graphene. We provide a unified description for both undoped and doped graphene, with or without external magnetic fields. Surprisingly, we identify the shear viscosity exhibits an anomalous enhancement around the Dirac point. By considering the external magnetic field, the shear viscosity can be further enhanced. These findings are in remarkable contrast to the normal Fermi liquids, where hydrodynamic properties are usually suppressed by disorder-scattering or external magnetic field. Crucially, we present what we believe to be compelling evidences that this anomalous phenomena is from electron-hole collisions in the vicinity of Dirac point.

The reason for selecting graphene as the platform to realize hydrodynamics in the existing experiments mainly relies on two facts. First, graphene is stiff so the electron-phonon scattering is greatly suppressed. Second, typical mean-free path

due to electron-electron scattering could become the smallest length scale above certain temperature in graphene, which fits the Gurzhi condition for viscous electronic flow¹. In this context, the current work promotes a third viewpoint, i.e. hydrodynamic phenomena can be further amplified due to disorder-assisted electron-hole collisions in the vicinity of Dirac point. So our study implies that undoped graphene is ethereal for hydrodynamic electronics. Moreover, momentum currents contains single-particle contributions compared to charge currents, which makes the disorder-assisted effect significantly larger in viscosity than that in conductivity. Uncovering the critical relevance of hydrodynamic electronics with electron-hole coherent collisions affords a unique link between quantum-critical electron transport and the wealth of fluid dynamics phenomena.

Furthermore, electrons in graphene behave as quasi-relativistic gas of quasiparticles satisfying the relativistic

equation of motion, providing a playground to study relativistic effects in fluid dynamics. In this work, we have shown that the electron-hole coherence related to quasi-relativistic nature of graphene results in numerous peculiar behaviors in both static and dynamic viscosities. It calls for more careful studies on the Navier-Stokes equation due to relativistic effects in describing the flow of Dirac electrons.

ACKNOWLEDGMENTS

We thank Igor S. Burmistrov, S. G. Xu and X. Lin for discussion. W.W.C. and W.Z. are supported by National Science Foundation of China (92165102,11974288), and the foundation from Westlake University. This work was supported by “Pioneer” and “Leading Goose” R&D Program of Zhejiang (2022SDXHXDX0005), the Key R&D Program of Zhejiang Province (2021C01002).

- ¹ R. N. Gurzhi, J. Exp. Theor. Phys. **17**, 521 (1963)
- ² D. A. Bandurin, I. Torre, R. Krishna Kumar, M. Ben Shalom, A. Tomadin, A. Principi, G. H. Auton, E. Khestanova, K. S. Novoselov, I. V. Grigorieva, L. A. Ponomarenko, A. K. Geim, and M. Polini, Negative local resistance caused by viscous electron backflow in graphene, Science **351**, 1055 (2016).
- ³ Denis A. Bandurin, Andrey V. Shtytov, Leonid S. Levitov, Roshan Krishna Kumar, Alexey I. Berdyugin, Moshe Ben Shalom, Irina V. Grigorieva, Andre K. Geim, and Gregory Falkovich, Fluidity onset in graphene, Nat. Comm. **9**, 4533 (2018).
- ⁴ R. Krishna Kumar, D. A. Bandurin, F. M. D. Pellegrino, Y. Cao, A. Principi, H. Guo, G. H. Auton, M. Ben Shalom, L. A. Ponomarenko, G. Falkovich, K. Watanabe, T. Taniguchi, I. V. Grigorieva, L. S. Levitov, M. Polini and A. K. Geim, Superballistic flow of viscous electron fluid through graphene constrictions, Nat. Phys. **13**, 1182 (2017).
- ⁵ Haoyu Guo, Ekin Ilseven, Gregory Falkovich, and Leonid S. Levitov, Higher-than-ballistic conduction of viscous electron flows, Proc. Natl. Acad. Sci. U.S.A **114** 3068 (2017).
- ⁶ Aydın Cem Keser, Daisy Q. Wang, Oleh Klochan, Derek Y. H. Ho, Olga A. Tkachenko, Vitaly A. Tkachenko, Dimitrie Culcer, Shafique Adam, Ian Farrer, David A. Ritchie, Oleg P. Sushkov, and Alexander R. Hamilton, Geometric Control of Universal Hydrodynamic Flow in a Two-Dimensional Electron Fluid Phys. Rev. X **11**, 031030 (2021).
- ⁷ Leonid Levitov and Gregory Falkovich, Electron viscosity, current vortices and negative nonlocal resistance in graphene, Nat. Phys. **12**, 672 (2016).
- ⁸ Jonathan Mayzel, Victor Steinberg and Atul Varshney, Stokes flow analogous to viscous electron current in graphene, Nat. Comm. **10**, 937 (2019).
- ⁹ Gregory Falkovich and Leonid Levitov, Linking Spatial Distributions of Potential and Current in Viscous Electronics, Phys. Rev. Lett. **119**, 066601 (2017).
- ¹⁰ Joseph A. Sulpizio, Lior Ella, Asaf Rozen, John Birkbeck, David J. Perello, Debarghya Dutta, Moshe Ben-Shalom, Takashi Taniguchi, Kenji Watanabe, Tobias Holder, Raquel Queiroz, Alessandro Principi, Ady Stern, Thomas Scaffidi, Andre K. Geim and Shahal Ilani, Visualizing Poiseuille flow of hydrodynamic electrons, Nature **576**, 75 (2019).
- ¹¹ Philip J. W. Moll, Pallavi Kushwaha, Nabhanila Nandi, Burkhard Schmidt, Andrew P. Mackenzie, Evidence for hydrodynamic electron flow in PdCoO₂, Science **351**, 1061 (2016).
- ¹² A. I. Berdyugin, S. G. Xu, F. M. D. Pellegrino, R. Krishna Kumar, A. Principi, I. Torre, M. Ben Shalom, T. Taniguchi, K. Watanabe, I. V. Grigorieva, M. Polini, A. K. Geim, D. A. Bandurin, Measuring Hall viscosity of graphene’s electron fluid, Science **436**, 162 (2019).
- ¹³ Jesse Crossno, Jing K. Shi, Ke Wang, Xiaomeng Liu, Achim Harzheim, Andrew Lucas, Subir Sachdev, Philip Kim, Takashi Taniguchi, Kenji Watanabe, Thomas A. Ohki, Kin Chung Fong, Observation of the Dirac fluid and the breakdown of the Wiedemann-Franz law in graphene, Science **351**, 1058 (2016).
- ¹⁴ J. Gooth, F. Menges, N. Kumar, V. Süß, C. Shekhar, Y. Sun, U. Drechsler, R. Zierold, C. Felser and B. Gotsmann, Thermal and electrical signatures of a hydrodynamic electron fluid in tungsten diphosphide, Nat. Comm. **90**, 4093 (2018).
- ¹⁵ U. Briskot, M. Schütt, I. V. Gornyi, M. Titov, B. N. Narozhny, and A. D. Mirlin, Collision-dominated nonlinear hydrodynamics in graphene, Phys. Rev. B **92**, 115426 (2015).
- ¹⁶ Markus Müller, Jörg Schmalian, and Lars Fritz, Graphene: A Nearly Perfect Fluid, Phys. Rev. Lett. **103**, 025301 (2009).
- ¹⁷ B. N. Narozhny and M. Schütt, Magnetohydrodynamics in graphene: Shear and Hall viscosities Phys. Rev. B **100**, 035125 (2019).
- ¹⁸ Iacopo Torre, Andrea Tomadin, Andre K. Geim, and Marco Polini, Nonlocal transport and the hydrodynamic shear viscosity in graphene, Phys. Rev. B **92**, 165433 (2015).
- ¹⁹ Francesco M. D. Pellegrino, Iacopo Torre, Andre K. Geim, and Marco Polini, Electron hydrodynamics dilemma: Whirlpools or no whirlpools, Phys. Rev. B **94**, 155414 (2016).
- ²⁰ Andrew Lucas, Hydrodynamic transport in strongly coupled disordered quantum field theories, J. Phys.: Condens. Matter **17**, 113007 (2015).
- ²¹ Andrew Lucas and Kin Chung Fong, Hydrodynamics of electrons in graphene, J. Phys.: Condens. Matter **30**, 053001 (2018).
- ²² Novoselov, K. S. et al. Two-dimensional gas of massless Dirac fermions in graphene. Nature **438**, 197–200 (2005).
- ²³ M. I. Katsnelson, K. S. Novoselov, and A. K. Geim, Chiral tunnelling and the Klein paradox in graphene, Nat. Phys. **2**, 620–625

- (2006).
- ²⁴ M. Titov, EPL 79, 17004 (2007).
 - ²⁵ K. Nomura, A. H. MacDonald, Phys. Rev. Lett. 98, 076602 (2007).
 - ²⁶ S. Adam, E. H. Hwang, V. M. Galitski, and S. Das Sarma PNAS 104, 18392-18397 (2007).
 - ²⁷ Igor S. Burmistrov, Moshe Goldstein, Mordecai Kot, Vladislav D. Kurilovich, and Pavel D. Kurilovich, Dissipative and Hall Viscosity of a Disordered 2D Electron Gas, Phys. Rev. Lett. 123, 026804 (2019).
 - ²⁸ P. S. Alekseev, Negative Magnetoresistance in Viscous Flow of Two-Dimensional Electrons, Phys. Rev. Lett. 117, 166601 (2016).
 - ²⁹ Francesco M. D. Pellegrino, Iacopo Torre, and Marco Polini, Non-local transport and the Hall viscosity of two-dimensional hydrodynamic electron liquids, Phys. Rev. B 96, 195401 (2017).
 - ³⁰ Weiwei Chen, Yedi Shen, Bo Fu, Qinwei Shi, W. Zhu, On the sample-dependent minimal conductivity in weakly disordered graphene, arXiv:2108.13787
 - ³¹ Mohammad Sherafati, Alessandro Principi, and Giovanni Vignale, Hall viscosity and electromagnetic response of electrons in graphene, Phys. Rev. B 94, 125427 (2016).
 - ³² Liangdong Hu, Zhao Liu, D. N. Sheng, F. D. M. Haldane, and W. Zhu, Microscopic diagnosis of universal geometric responses in fractional quantum Hall liquids Phys. Rev. B 103, 085103 (2021).
 - ³³ Carlos Hoyos and Dam Thanh Son, Hall Viscosity and Electromagnetic Response Phys. Rev. Lett. 108, 066805 (2012).
 - ³⁴ S. Das Sarma, Shaffique Adam, E. H. Hwang, and Enrico Rossi, Electronic transport in two-dimensional graphene, Rev. Mod. Phys. 83, 407 (2011).
 - ³⁵ V. P. Gusynin, S. G. Sharapov, and J. P. Carbotte, Unusual Microwave Response of Dirac Quasiparticles in Graphene, Phys. Rev. Lett. 96, 256802 (2006).
 - ³⁶ V. P. Gusynin and S. G. Sharapov, Transport of Dirac quasiparticles in graphene: Hall and optical conductivities, Phys. Rev. B 73, 245411 (2006).
 - ³⁷ V. P. Gusynin, S. G. Sharapov and J. P. Carbotte, Magneto-optical conductivity in graphene, J. Phys.: Condens. Matter. 19, 026222 (2006).
 - ³⁸ V. P. Gusynin, S. G. Sharapov, and J. P. Carbotte, Anomalous Absorption Line in the Magneto-Optical Response of Graphene Phys. Rev. Lett. 98, 157402 (2007).
 - ³⁹ Alessandro Principi, Giovanni Vignale, Matteo Carrega, and Marco Polini, Bulk and shear viscosities of the two-dimensional electron liquid in a doped graphene sheet, Phys. Rev. B 93, 125410 (2016).
 - ⁴⁰ Marco Polini and Andre Geim, Viscous electron fluids, Physics Today 73, 6, 28 (2020).

Supplementary Materials for “Viscosity Enhancement by Electron-Hole Collisions in Dirac Electron Fluid”

Weiwei Chen^{1,2} and W. Zhu^{1,2}

¹*School of Science, Westlake University, 18 Shilongshan Road, Hangzhou 310024, China*

²*Institute of Natural Sciences, Westlake Institute for Advanced Study, 18 Shilongshan Road, Hangzhou 310024, China*

(Dated: April 20, 2022)

CONTENTS

I. Methods	3
A. Definition of Shear and Hall Viscosity	3
B. Strain Deformation, Stress Tensor	3
C. Kubo Formula of Viscosity	5
D. Eigenbasis of the Pure System and Disorder-induced Self-energy	8
II. Second Quantization of Graphene in the Presence of Magnetic Field	10
III. SCBA of Self-Energy	12
A. $B = 0$	12
B. $\mathbf{B} = B\hat{z}$	12
IV. vertex correction	14
A. $B = 0$	14
B. $\mathbf{B} = B\hat{z}$	15
V. Derivation of static shear viscosity η_s in the presence of $B = 0$	16
VI. Derivation of static shear viscosity η_s in the presence of $B \neq 0$	17
VII. Static Hall viscosity $\eta_H^{I,RA}$ and η_H^{II}	18
VIII. Derivation of dynamic shear viscosity $\eta_s(\Omega)$ in the presence $B = 0$	21
References	23

I. METHODS

A. Definition of Shear and Hall Viscosity

The viscosity, which relates the viscous stress in a fluid to the rate of change of a deformation (i.e., strain rate), is defined in a homogeneous Newtonian fluid by the following relation¹,

$$\tau_{ij} = \sum_{kl} \eta_{ij,kl} \frac{\partial \lambda_{kl}}{\partial t}, \quad (1)$$

where $\eta_{ij,kl}$ is the viscosity tensor, τ_{ij} is the stress tensor, $\lambda_{kl} = \frac{1}{2}(\frac{\partial u_k}{\partial x_l} + \frac{\partial u_l}{\partial x_k})$ is the symmetric strain tensor and u_i is the deformation displacement along i -direction. In an isotropic system, τ_{ij} is also symmetric so that η is symmetric under $i \leftrightarrow j$ and $k \leftrightarrow l$. Thus, η can be divided into symmetric and antisymmetric parts with respect to interchanging the first with the second pair of indices. Based on these features, the viscosity tensor of a two dimensional isotropic system is characterized in a natural basis $\eta = \sum \eta_{ab} \sigma_a \otimes \sigma_b$ ($a, b = 0, x, z$) by three coefficients¹⁻⁴

$$\eta_{ij,kl} = \zeta \sigma_0 \otimes \sigma_0 + \eta_s (\sigma_z \otimes \sigma_z + \sigma_x \otimes \sigma_x) + \eta_H (\sigma_z \otimes \sigma_x - \sigma_x \otimes \sigma_z) = \left(\begin{pmatrix} \zeta + \eta_s & \eta_H \\ \eta_H & \zeta - \eta_s \end{pmatrix}_{kl} \begin{pmatrix} -\eta_H & \eta_s \\ \eta_s & \eta_H \end{pmatrix}_{kl} \right)_{ij} \quad (2)$$

where the symmetric components under the exchange ($ij \leftrightarrow kl$), ζ and η_s , denote bulk viscosity and shear viscosity, and the antisymmetric components under the exchange ($ij \leftrightarrow kl$), η_H , denotes Hall viscosity. In an incompressible fluid ($\frac{\partial \lambda_{ii}}{\partial t} = 0$), the stress becomes independent of ζ . Thus, the incompressible and isotropic fluids in two dimensions are characterized by two coefficients one for the even part η_s and one for the odd part η_H . η_s contributes to dissipation of energy, so it is also called dissipative viscosity. η_H is dissipationless and only exist when time reversal symmetry is broken.

B. Strain Deformation, Stress Tensor

In the following, we derive the expression of the stress tensor in two ways. On the one hand, we associate the spatial strain transformation of the system with the unitary transformation of the Hamiltonian and derive the stress in quantum-mechanical theory. On the other hand, we simulate graphene by a symmetric 2+1 dimensional Dirac field and obtain the stress tensor based on the Noether's theorem combining symmetrization procedure of Belinfante.

a. Quantum-mechanical theory of stress In quantum-mechanical theory, the stress is considered to be an intrinsic property of the quantum-mechanical ground state of matter response to deformation⁵, so we start from using the unitary transformation in Hilbert space to describe the deformation. The Hamiltonian of the charge carriers of graphene near the half filling is described by a two-dimensional massless Dirac particles with the speed of light replaced by v_f ,

$$H = v_f \boldsymbol{\sigma} \cdot \mathbf{p} \quad (3)$$

where $\boldsymbol{\sigma} = (\sigma_x, \sigma_y)$ are the Pauli matrices of pseudospin. In the presence of magnetic field, the Hamiltonian is changed by $\mathbf{p} \rightarrow \boldsymbol{\Pi} = \mathbf{p} + e\mathbf{A}$.

the infinitesimal spatial deformation can be described as

$$x_i \rightarrow x'_i = x_i + u_i(\mathbf{x}) = u_{0,i} + \frac{\partial u_i}{\partial x_j} x_j + o(x^2) \quad (4)$$

where $u_{0,i}$ corresponds to the translation so that is ignored here, and the repeated indices are summed in all cases. Then the matrix of deformation transformation ($\mathbf{x}' = \Lambda \mathbf{x}$) can be derived as⁶

$$\Lambda = 1 + \frac{1}{2} \lambda_{ij} (x_j \partial_i + x_i \partial_j) - \frac{1}{4} r_{ij} (x_i \partial_j - x_j \partial_i) \quad (5)$$

where we introduced strain tensor λ_{ij} and rotation tensor r_{ij} :

$$\lambda_{ij} = \frac{1}{2} \left(\frac{\partial u_i}{\partial x_j} + \frac{\partial u_j}{\partial x_i} \right); \quad r_{ij} = \frac{\partial u_i}{\partial x_j} - \frac{\partial u_j}{\partial x_i}; \quad (6)$$

It is noticed that the strain tensor is symmetric ($\lambda_{ij} = \lambda_{ji}$) and the rotation tensor is antisymmetric ($r_{ij} = -r_{ji}$). Based on this infinitesimal transformation, we can define two generators, strain transformation generator \mathcal{J}_{ij} and rotation transformation generator L_{ij} which is the well-known angular momentum:

$$\mathcal{J}_{ij} = -\frac{1}{2}(x_i p_j + x_j p_i); \quad L_{ij} = x_i p_j - x_j p_i \quad (7)$$

Respectively, the strain transformation generator is symmetric ($\mathcal{J}_{ij} = \mathcal{J}_{ji}$) and the rotation transformation generator is antisymmetric ($L_{ij} = -L_{ji}$). Thus, one can parametrize the representation of spatial strain transformation $\mathcal{S}(\lambda)$ in terms of the strain transformation generator as

$$\mathcal{S}(\lambda) = e^{-i\lambda_{ij}\mathcal{J}_{ij}/\hbar} \quad (8)$$

Then, the deformed Hamiltonian is obtained by using time-dependent unitary operator $\mathcal{S}[\lambda(t)]$ ⁷

$$H_\lambda(t) = \mathcal{S}H\mathcal{S}^{-1} + i\hbar\frac{\partial\mathcal{S}}{\partial t}\mathcal{S}^{-1} = H - \frac{i\lambda_{ij}}{\hbar}[\mathcal{J}_{ij}, H] + \frac{\partial\lambda_{ij}}{\partial t}\mathcal{J}_{ij} \quad (9)$$

Thus one can obtain the integral stress tensor by the fundamental thermodynamic relation for deformed bodies^{2,8,9}

$$T_{ij} = \int d\mathbf{r} \tau_{ij} = -\frac{\partial H_\lambda}{\partial \lambda_{ij}} = \frac{i}{\hbar}[\mathcal{J}_{ij}, H] \quad (10)$$

Substituting the Hamiltonian Eq.(3) into the above equation and performing Fourier transformation, the symmetric stress tensor is obtained as

$$T_{ij} = \frac{v_f}{2}(\sigma_i p_j + \sigma_j p_i) \quad (11)$$

which does not contain the effect from disorder potential since that one strains the electron liquid rather than the host materials¹⁰.

In the presence of magnetic field, the spatial strain transformation should couple a gauge transformation $\mathcal{S}(\lambda) \rightarrow \mathcal{S}(\lambda)e^{-\frac{ie}{\hbar}\xi}$. Respectively, the Eq. (10) becomes $T_{ij} \rightarrow \frac{i}{\hbar}e^{-\frac{ie}{\hbar}\xi}[\mathcal{J}_{ij}, H]e^{\frac{ie}{\hbar}\xi}$. It is obvious that the stress tensor under magnetic field is obtained by $\mathbf{p} \rightarrow \mathbf{\Pi} = \mathbf{p} + e\mathbf{A}$.

Above, we obtained the stress tensor based on the thermodynamics of deformation, in fact, the Eq. (10) is equal to the definition in a metric compatible Riemannian manifold $T_{\mu\nu} = 2\frac{1}{\sqrt{|g|}}\frac{\delta S}{\delta g^{\mu\nu}}$ ¹¹, where the small deformations strain tensor is replaced by the fundamental metric tensor, which have the relation $\lambda_{ij} = \frac{1}{2}(g_{ij} - \delta_{ij})$. The δ_{ij} plays the role of the fundamental metric tensor for undeformed region whose geometry corresponds to a flat Euclidean Space¹².

Another thing worth noting is that for the same stress tensor T_{ij} , the strain transformation generator \mathcal{J}_{ij} that satisfies the relation, $T_{ij} = \frac{i}{\hbar}[\mathcal{J}_{ij}, H]$, is not unique. In some previous work^{13,14}, scientists established a strain transformation generator including strain transformations in pseudospin of graphene as $\mathcal{J}'_{ij} = -\frac{1}{2}\{x_i, p_j\} + \frac{i\hbar}{8}[\sigma_i, \sigma_j]$, and they acquired the same stress tensor as Eq.(11). The similarity between \mathcal{J}_{ij} and \mathcal{J}'_{ij} is that they are both symmetric¹⁵. The latter is closer to the symmetrization procedure of Belinfante in field theory, which we will simply derive in 2+1 dimensional Dirac field.

b. Belinfante stress-energy-momentum tensor in field theory The symmetric stress tensor can also be arrived from Belinfante stress-energy-momentum tensor in field theory. We start with a symmetric Lagrangian density of a 2+1 dimensional Dirac field

$$\mathcal{L} = \frac{i}{2}\hbar v_f \bar{\psi} \bar{\sigma}^\mu (\vec{\partial}_\mu - \overleftarrow{\partial}_\mu) \psi, \quad (12)$$

where $\bar{\psi} = \psi^\dagger \sigma_z$ is adjoint of the field ψ , $D_\nu \equiv (\partial_{\nu t}, \nabla)$ is the covariant derivation in time-space coordinate, the Dirac matrices are chosen as

$$\bar{\sigma}^0 = \sigma_z; \quad \bar{\sigma}^1 = i\sigma_y; \quad \bar{\sigma}^2 = -i\sigma_x; \quad (13)$$

which satisfy Clifford algebra $\{\bar{\sigma}^\mu, \bar{\sigma}^\nu\} = 2g^{\mu\nu}$.

Based on the Noether's theorem, one can obtain the canonical stress-energy-momentum tensor¹¹:

$$\begin{aligned} \tau^{\mu\nu} &= \frac{\partial \mathcal{L}}{\partial(\partial_\mu \psi)} \partial^\nu \psi + \partial^\nu \bar{\psi} \frac{\partial \mathcal{L}}{\partial(\partial_\mu \bar{\psi})} - g^{\mu\nu} \mathcal{L} \\ &= \frac{i}{2}\hbar v_f \bar{\psi} \bar{\sigma}^\mu (\vec{\partial}^\nu - \overleftarrow{\partial}^\nu) \psi \end{aligned} \quad (14)$$

By adding the divergence of a Belinfante tensor $B^{\alpha\mu\nu}$ antisymmetric in the first two indices ($B^{\alpha\mu\nu} = -B^{\mu\alpha\nu}$):

$$B^{\alpha\mu\nu} = \frac{1}{8}\hbar v_f \bar{\psi} \{\bar{\sigma}^\alpha, \frac{i}{2}[\bar{\sigma}^\mu, \bar{\sigma}^\nu]\} \psi \quad (15)$$

one can obtain the Belinfante stress-energy-momentum tensor as

$$\begin{aligned} \tau_B^{\mu\nu} &= T^{\mu\nu} + \partial_\alpha B^{\alpha\mu\nu} \\ &= \frac{i}{4}\hbar v_f \bar{\psi} \left[\bar{\sigma}^\mu (\bar{\partial}^\nu - \overleftarrow{\partial}^\nu) + \bar{\sigma}^\nu (\bar{\partial}^\mu - \overleftarrow{\partial}^\mu) \right] \psi \end{aligned} \quad (16)$$

Here, τ_B^{00} represents the energy density, τ_B^{0i} the momentum density (or energy flux density) and τ_B^{ij} the stress tensor. Since this stress tensor is derived for the Lagrangian density, the integral form of τ_B^{ij} is consistent to the result Eq. (11).

C. Kubo Formula of Viscosity

Since we have got the expression of the deformed Hamiltonian and stress tensor, the viscosity defined in Eq. (1) can be evaluated by the linear response theory²,

$$\begin{aligned} \langle T_{ij} \rangle(t) &= -i \int_{-\infty}^{\infty} dt' \theta(t-t') \langle [T_{ij}(t), \mathcal{J}_{kl}(t')] \frac{\partial \lambda_{\alpha\beta}(t')}{\partial t'} \rangle \\ &= \int_{-\infty}^{\infty} dt' X_{ijkl}(t-t') \frac{\partial \lambda_{\alpha\beta}(t')}{\partial t'} \end{aligned} \quad (17)$$

where

$$X_{ijkl}(t-t') = -i\theta(t-t') \langle [T_{ij}(t), \mathcal{J}_{kl}(t')] \rangle \quad (18)$$

is stress-strain correlation function and $\langle \cdots \rangle$ means average over disorder. The Fourier transformation of it is

$$X_{ijkl}(\Omega) = i \int_0^{\infty} dt \langle [T_{ij}(t), \mathcal{J}_{kl}(0)] \rangle e^{i\Omega^+ t} \quad (19)$$

where $\Omega^+ = \Omega + i0^+$. We can express Eq.(19) in an additional equivalent form as stress-stress form by using time-translation invariance and the relation

$$\begin{aligned} \int_0^{\infty} \mathcal{J}_{kl}(-t) e^{i\omega^+ t} dt &= \int_{-\infty}^0 \mathcal{J}_{kl}(t) e^{-i\Omega^+ t} dt \\ &= \frac{1}{-i\Omega^+} \left[\mathcal{J}_{kl}(0) + \int_0^{\infty} T_{kl}(-t) e^{i\Omega^+ t} dt \right] \end{aligned} \quad (20)$$

based on

$$T_{ij} = \frac{i}{\hbar} [\mathcal{J}_{ij}, H] = -\frac{\partial \mathcal{J}_{ij}}{\partial t} \quad (21)$$

Thus the response function can rewritten as

$$\begin{aligned} X_{ijkl}(\Omega) &= \frac{1}{\Omega^+} \left\{ \langle [T_{ij}(0), \mathcal{J}_{kl}(0)] \rangle \right. \\ &\quad \left. + \int_0^{\infty} dt \langle [T_{ij}(t), T_{kl}(0)] \rangle e^{i\Omega^+ t} \right\} \end{aligned} \quad (22)$$

where the first term, which is called a contact term analogous to the diamagnetic conductivity, contributes to the bulk viscosity^{2,16}. In this work we focus on the shear and Hall viscosity, we then obtain the viscosity to be

$$\eta_{ijkl}(\Omega) = \frac{1}{\Omega^+} \int_0^{\infty} dt \langle [T_{ij}(t), T_{kl}(0)] \rangle e^{i\Omega^+ t} \quad (23)$$

which is called Kubo formula of viscosity. The calculation of Eq. (23) is similar to the current-current correlation function, which have been detailed discussed in some books of many-body quantum theory^{17,18}, so here we only briefly outline some significant steps. To calculate this stress-stress correlation function, one can transform it into Matsubara function by analytical continuations: $\Omega^+ \rightarrow i\Omega_n$ and $it \rightarrow \tau$,

$$\eta_{ijkl}(i\Omega_n) = \frac{1}{i} \frac{1}{i\Omega_n} \int_0^\beta d\tau \langle T_\tau T_{ij}(\tau) T_{kl}(0) \rangle e^{i\Omega_n \tau} \quad (24)$$

where the factor $\frac{1}{i}$ origins from $dt \rightarrow \frac{1}{i}d\tau$, and $\beta = \frac{1}{k_B T}$. For the disordered system, the integrand can be evaluated by the perturbation expansion as

$$\langle T_\tau T_{ij}(\tau) T_{kl}(0) \rangle = \frac{\langle T_\tau \psi^\dagger(\tau) T_{ij} \psi(\tau) \psi(0)^\dagger T_{kl} \psi(0) U_\beta \rangle_0}{\langle U_\beta \rangle_0} \quad (25)$$

where the factor $\frac{1}{i}$ origins from $dt \rightarrow \frac{1}{i}d\tau$, and $\beta = \frac{1}{k_B T}$. For the disordered system, the integrand can be evaluated by the perturbation expansion as

$$\langle T_\tau T_{ij}(\tau) T_{kl}(0) \rangle = \frac{\langle T_\tau \psi^\dagger(\tau) T_{ij} \psi(\tau) \psi(0)^\dagger T_{kl} \psi(0) U_\beta \rangle_0}{\langle U_\beta \rangle_0} = -\text{Tr} \langle T_{ij} \mathcal{G}(\tau) T_{kl} \mathcal{G}(-\tau) \rangle \quad (26)$$

where a closed fermion loop always gives a factor of -1 and the trace of a product of Dirac matrices, $\langle \dots \rangle$ means the disorder average, $U_\beta = T_\tau \left\{ \exp[-\int_0^\beta d\tau' V(\tau')] \right\}$ is the time evolution operator in Matsubara formalism, and \mathcal{G} is Matsubara Green's function. Plugging Eq. (26) into Eq. (24), we get

$$\begin{aligned} \eta_{ijkl}(i\Omega_n) &= -\frac{1}{i} \frac{1}{i\Omega_n \mathcal{V}} \int_0^\beta d\tau e^{i\Omega_n \tau} \text{Tr} \langle T_{ij} \mathcal{G}(\tau) T_{kl} \mathcal{G}(-\tau) \rangle \\ &= -\frac{1}{i} \frac{1}{i\Omega_n \mathcal{V}} \int_0^\beta d\tau \int_0^\beta d\tau_1 \frac{1}{\beta} \sum_{iq_n} e^{-iq_n(\tau_1 - \tau)} e^{i\Omega_n \tau} \text{Tr} \langle T_{ij} \mathcal{G}(\tau) T_{kl} \mathcal{G}(-\tau_1) \rangle \\ &= -\frac{1}{i} \frac{1}{i\Omega_n \mathcal{V}} \frac{1}{\beta} \sum_{iq_n} \int_0^\beta d\tau \int_0^\beta d\tau_1 e^{-i(q_n + \Omega_n)\tau} \text{Tr} \langle T_{ij} \mathcal{G}(\tau) T_{kl} \mathcal{G}(-\tau_1) \rangle_0 e^{-iq_n \tau_1} \\ &= -\frac{1}{i} \frac{1}{i\Omega_n \mathcal{V}} \frac{1}{\beta} \sum_{iq_n} \text{Tr} \langle T_{ij} \mathcal{G}(iq_n + i\Omega_n) T_{kl} \mathcal{G}(iq_n) \rangle \end{aligned} \quad (27)$$

where we have inserted a imaginary time integral $\int_0^\beta \delta(\tau_1 - \tau) d\tau_1$ and changed $\delta(\tau_1 - \tau)$ by a frequency summation $\frac{1}{\beta} \sum_{iq_n} e^{-iq_n(\tau_1 - \tau)}$. Here, $iq_n = i(2n+1)\pi/\beta$ denotes Fermi frequency and $i\Omega_n = i2n\pi/\beta$ denotes Boson frequency. Then, we use the techniques for summations of Matsubara Green's functions with known branch cuts. According to the summation of iq_n , one can introduce a contour integral

$$I = \oint_{C_1+C_2+C_3} \frac{dz}{2\pi i} f(z) \mathcal{G}(z + i\Omega_n) \mathcal{G}(z) \quad (28)$$

where $f_\omega = \frac{1}{\exp[\beta(\omega - E)] + 1}$ is the Fermi-Dirac distribution function and the contours are shown in Fig. 1, since for variable z the branch cut (also singularity line) of $\mathcal{G}(z)$ is real axis, $z = \text{Re} z = \omega$, and the branch cut of $\mathcal{G}(z + i\Omega_n)$ is $z = \omega - i\Omega_n$. On the one hand, we calculate I by residue theorem

$$I = \sum_{iq_n} \lim_{z \rightarrow iq_n = i(2n+1)\pi/\beta} \frac{z - iq_n}{e^{iq_n \beta} + 1} \mathcal{G}(iq_n + i\Omega_n) \mathcal{G}(iq_n) = -\frac{1}{\beta} \sum_{iq_n} \mathcal{G}(iq_n + i\Omega_n) \mathcal{G}(iq_n) \quad (29)$$

On the other hand, we calculate I by separating contour integrals

$$\begin{aligned} I &= \int_{-\infty}^{\infty} \frac{d\omega}{2\pi i} f(\omega) \mathcal{G}(z + i\Omega_n) \mathcal{G}(z) \Big|_{z=\omega-i\Omega_n+i0^+} + \int_{\infty}^{-\infty} \frac{d\omega}{2\pi i} f(\omega) \mathcal{G}(z + i\Omega_n) \mathcal{G}(z) \Big|_{z=\omega-i\Omega_n-i0^+} \\ &\quad + \int_{-\infty}^{\infty} \frac{d\omega}{2\pi i} f(\omega) \mathcal{G}(z + i\Omega_n) \mathcal{G}(z) \Big|_{z=\omega+i0^+} + \int_{\infty}^{-\infty} \frac{d\omega}{2\pi i} f(\omega) \mathcal{G}(z + i\Omega_n) \mathcal{G}(z) \Big|_{z=\omega-i0^+} \\ &= \int_{-\infty}^{\infty} \frac{d\omega}{2\pi i} f(\omega) [\mathcal{G}(\omega + i0^+) \mathcal{G}(\omega - i\Omega_n) - \mathcal{G}(\omega - i0^+) \mathcal{G}(\omega - i\Omega_n) + \mathcal{G}(\omega + i\Omega_n) \mathcal{G}(\omega + i0^+) - \mathcal{G}(\omega + i\Omega_n) \mathcal{G}(\omega - i0^+)] \end{aligned} \quad (30)$$

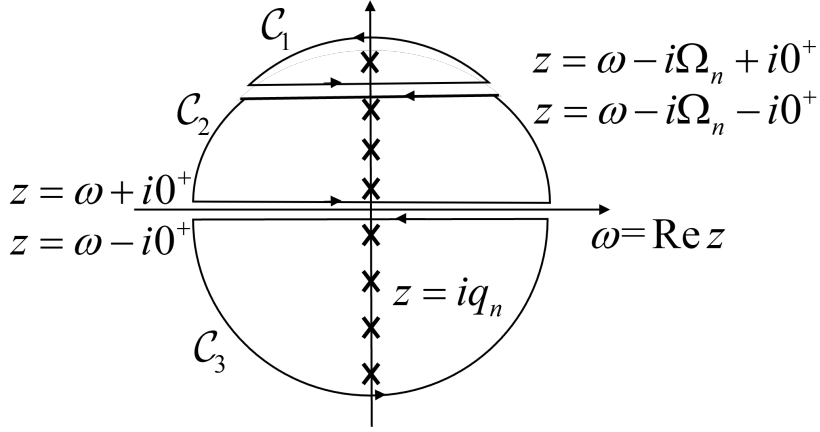


FIG. 1. Contour integral with two branch cuts: $z = \text{Re} z = \omega$ and $z = \omega - i\Omega_n$.

Based on the comparison of the Eq. (29) and Eq. (30), we can rewrite Eq. (27) as

$$\eta_{ijkl}(i\Omega_n) = \frac{1}{i} \frac{1}{i\Omega_n \mathcal{V}} \int_{-\infty}^{\infty} \frac{d\omega}{2\pi i} f(\omega) \text{Tr} \langle T_{ij} \mathcal{G}(\omega + i0^+) T_{kl} \mathcal{G}(\omega - i\Omega_n) - T_{ij} \mathcal{G}(\omega - i0^+) T_{kl} \mathcal{G}(\omega - i\Omega_n) + T_{ij} \mathcal{G}(\omega + i\Omega_n) T_{kl} \mathcal{G}(\omega + i0^+) - T_{ij} \mathcal{G}(\omega + i\Omega_n) T_{kl} \mathcal{G}(\omega - i0^+) \rangle \quad (31)$$

Finally, we do the analytical continuity $i\Omega_n \rightarrow \Omega + i0^+$ and get

$$\begin{aligned} \eta_{ijkl}(\Omega) &= \frac{1}{i} \frac{1}{\Omega \mathcal{V}} \int_{-\infty}^{\infty} \frac{d\omega}{2\pi i} f_\omega \text{Tr} \langle T_{ij} \mathcal{G}(\omega + i0^+) T_{kl} \mathcal{G}(\omega - \Omega - i0^+) - T_{ij} \mathcal{G}(\omega - i0^+) T_{kl} \mathcal{G}(\omega - \Omega - i0^+) \\ &\quad + T_{ij} \mathcal{G}(\omega + \Omega + i0^+) T_{kl} \mathcal{G}(\omega + i0^+) - T_{ij} \mathcal{G}(\omega + \Omega + i0^+) T_{kl} \mathcal{G}(\omega - i0^+) \rangle \\ &= -\frac{1}{\Omega \mathcal{V}} \int_{-\infty}^{\infty} \frac{d\omega}{2\pi} f_\omega \text{Tr} \langle T_{ij} G^R(\omega) T_{kl} G^A(\omega - \Omega) - T_{ij} G^A(\omega) T_{kl} G^A(\omega - \Omega) \\ &\quad + T_{ij} G^R(\omega + \Omega) T_{kl} G^R(\omega) - T_{ij} G^R(\omega + \Omega) T_{kl} G^A(\omega) \rangle \\ &= -\frac{1}{\Omega \mathcal{V}} \text{Tr} \int_{-\infty}^{\infty} \frac{d\omega}{2\pi} f_{\omega+\Omega} \langle T_{ij} G^R(\omega + \Omega) T_{kl} G^A(\omega) - T_{ij} G^A(\omega + \Omega) T_{kl} G^A(\omega) \rangle \\ &\quad + f_\omega \langle T_{ij} G^R(\omega + \Omega) T_{kl} G^R(\omega) - T_{ij} G^R(\omega + \Omega) T_{kl} G^A(\omega) \rangle \\ &= -\frac{1}{\Omega \mathcal{V}} \text{Tr} \int_{-\infty}^{\infty} \frac{d\omega}{2\pi} (f_{\omega+\Omega} - f_\omega) \langle T_{ij} G_{\omega+\Omega}^R T_{kl} G_\omega^A - T_{ij} G_{\omega+\Omega}^A T_{kl} G_\omega^A \rangle + f_\omega \langle T_{ij} G_{\omega+\Omega}^R T_{kl} G_\omega^R - T_{ij} G_{\omega+\Omega}^A T_{kl} G_\omega^A \rangle \end{aligned} \quad (32)$$

In the limit $\Omega \rightarrow 0$, $\eta_{ijkl}(\Omega)$ can be reduced into two different forms under shear and Hall conditions. In the case of shear viscosity, we reserve the real part of $\eta_{ijkl}(\Omega)$ and choose $T_{ij} = T_{kl} = T_{xy}$ so that

$$\begin{aligned} \eta_s(\Omega \rightarrow 0) &= -\lim_{\Omega \rightarrow 0} \frac{\hbar}{\Omega \mathcal{V}} \text{ReTr} \int_{-\infty}^{\infty} \frac{d\omega}{2\pi} [(f_{\omega+\Omega} - f_\omega) (T_{xy} G_{\omega+\Omega}^R T_{xy} G_\omega^A - T_{xy} G_{\omega+\Omega}^A T_{xy} G_\omega^A) \\ &\quad + f_\omega (T_{xy} G_{\omega+\Omega}^R T_{xy} G_\omega^R - T_{xy} G_{\omega+\Omega}^A T_{xy} G_\omega^A)] \end{aligned} \quad (33)$$

Based on the relation

$$\text{ReTr}[T_{xy} G_{\omega+\Omega}^A T_{xy} G_\omega^A] = \text{ReTr}[T_{xy} G_{\omega+\Omega}^R T_{xy} G_\omega^R] \quad (34)$$

the term in the second line of Eq. (33) is canceled, and Eq. (33) can be rewritten as

$$\eta_s(\Omega \rightarrow 0) = -\lim_{\Omega \rightarrow 0} \frac{\hbar}{\Omega \mathcal{V}} \text{ReTr} \int_{-\infty}^{\infty} \frac{d\omega}{2\pi} \frac{f_{\omega+\Omega} - f_\omega}{\Omega} (T_{xy} G_{\omega+\Omega}^R T_{xy} G_\omega^A - T_{xy} G_{\omega+\Omega}^R T_{xy} G_\omega^R) \quad (35)$$

For the zero temperature, $\lim_{\Omega \rightarrow 0} \frac{f_{\omega+\Omega} - f_\omega}{\Omega} = -\delta(\omega - E)$ where E is Fermi energy, the above expression can further reduced as

$$\eta_s(\Omega \rightarrow 0) = \frac{\hbar}{2\pi \mathcal{V}} \text{ReTr}[T_{xy} G^R(E) T_{xy} G^A(E) - T_{xy} G^R(E) T_{xy} G^R(E)] \quad (36)$$

This is the Eq.(1) in the main paper.

On the other hand, in the case of Hall viscosity, we reserve the real part of $\eta_{ijkl}(\Omega)$ and choose $T_{ij} = T_{xy}$, $T_{kl} = \frac{1}{2}(T_{xx} - T_{yy})$, so that

$$\begin{aligned}
\eta_H(\Omega \rightarrow 0) &= -\lim_{\Omega \rightarrow 0} \frac{\hbar}{\Omega^2 \mathcal{V}} \text{ReTr} \int_{-\infty}^{\infty} \frac{d\omega}{2\pi} \{ [(f_{\omega+\Omega} - f_{\omega})(T_{xy} G_{\omega+\Omega}^R \frac{T_{xx} - T_{yy}}{2} G_{\omega}^A - T_{xy} G_{\omega+\Omega}^A \frac{T_{xx} - T_{yy}}{2} G_{\omega}^R) \\
&\quad + f_{\omega}(T_{xy} G_{\omega+\Omega}^R \frac{T_{xx} - T_{yy}}{2} G_{\omega}^R - T_{xy} G_{\omega+\Omega}^A \frac{T_{xx} - T_{yy}}{2} G_{\omega}^A)] \} \\
&= -\lim_{\Omega \rightarrow 0} \frac{\hbar}{\Omega^2 \mathcal{V}} \text{ReTr} \int_{-\infty}^{\infty} \frac{d\omega}{4\pi} \{ (f_{\omega+\Omega} - f_{\omega}) [G_{\omega+\Omega}^R (T_{xx} - T_{yy}) G_{\omega}^A T_{xy} - G_{\omega}^R (T_{xx} - T_{yy}) G_{\omega+\Omega}^R T_{xy}] \\
&\quad + f_{\omega} [G_{\omega+\Omega}^R (T_{xx} - T_{yy}) G_{\omega}^R T_{xy} - G_{\omega}^R (T_{xx} - T_{yy}) G_{\omega+\Omega}^R T_{xy}] \} \\
&= -\lim_{\Omega \rightarrow 0} \frac{\hbar}{\Omega^2 \mathcal{V}} \text{ReTr} \int_{-\infty}^{\infty} \frac{d\omega}{4\pi} \{ \frac{f_{\omega+\Omega} - f_{\omega}}{\Omega} [G_{\omega+\Omega}^R (T_{xx} - T_{yy}) G_{\omega}^A T_{xy} - G_{\omega}^R (T_{xx} - T_{yy}) G_{\omega+\Omega}^R T_{xy}] \\
&\quad - f_{\omega} [G_{\omega}^R (T_{xx} - T_{yy}) \frac{G_{\omega+\Omega}^R - G_{\omega}^R}{\Omega} T_{xy} - \frac{G_{\omega+\Omega}^R - G_{\omega}^R}{\Omega} (T_{xx} - T_{yy}) G_{\omega}^R T_{xy}] \}
\end{aligned} \tag{37}$$

where we have used the relations

$$\text{ReTr}[T_{xy} G_{\omega+\Omega}^A (T_{xx} - T_{yy}) G_{\omega}^A] = \text{ReTr}[G_{\omega}^R (T_{xx} - T_{yy}) G_{\omega+\Omega}^R T_{xy}] \tag{38}$$

For the zero temperature, $\lim_{\Omega \rightarrow 0} \frac{f_{\omega+\Omega} - f_{\omega}}{\Omega} = -\delta(\omega - E)$ where E is Fermi energy, the Eq. (37) can further reduced as

$$\begin{aligned}
\eta_H(\Omega \rightarrow 0) &= \frac{\hbar}{4\pi \mathcal{V}} \text{Re} \left\{ \text{Tr} [G^R(E) (T_{xx} - T_{yy}) G^A(E) T_{xy} - G^R(E) (T_{xx} - T_{yy}) G_{\omega+\Omega}^R T_{xy}] \right. \\
&\quad \left. + \int d\omega f_{\omega} [G_{\omega}^R (T_{xx} - T_{yy}) \frac{dG_{\omega}^R}{d\omega} T_{xy} - \frac{dG_{\omega}^R}{d\omega} (T_{xx} - T_{yy}) G_{\omega}^R T_{xy}] \right\}
\end{aligned} \tag{39}$$

which is the Eq.(9) in the main paper.

D. Eigenbasis of the Pure System and Disorder-induced Self-energy

In the absence of magnetic field, the eigenvalues and eigenstates of the pure graphene are

$$E_{\mathbf{k}s} = s\hbar v_f k \tag{40}$$

$$\Psi_{\mathbf{k}s}(\mathbf{r}) = \langle \mathbf{r} | \mathbf{k}s \rangle = \frac{e^{i\mathbf{k} \cdot \mathbf{r}}}{\sqrt{2A}} \begin{pmatrix} 1 \\ s e^{i\theta_{\mathbf{k}}} \end{pmatrix} \tag{41}$$

where $s = \pm$ denotes the chiral and A is the area of sample. The basis formed by $\Psi_{\mathbf{k}s}$ is called (\mathbf{k}, s) -basis. In this basis, the components of stress tensor T_{xy} and $T_{xx} - T_{yy}$, which will be used in the calculation of shear and Hall viscosity, are written as

$$T_{xy}(\mathbf{k}) = \frac{\hbar v_f k}{2} (\sigma_z \sin 2\theta_{\mathbf{k}} - \sigma_y \cos 2\theta_{\mathbf{k}}) \tag{42}$$

$$T_{xx}(\mathbf{k}) - T_{yy}(\mathbf{k}) = \hbar v_f k (\sigma_z \cos 2\theta_{\mathbf{k}} + \sigma_y \sin 2\theta_{\mathbf{k}}) \tag{43}$$

Then, we consider the graphene in the presence of a magnetic field perpendicular to the graphene, $\mathbf{B} = B\hat{z}$. The corresponding vector potential is given by $\mathbf{A} = Bx\hat{y}$ satisfying Landau gauge. The eigenenergy and eigenstates of the Hamiltonian in the magnetic field are

$$E_{n,k_y,s} = s\hbar\omega_c \sqrt{n}; \quad s = \pm 1; \quad n = 0, 1, 2, \dots \tag{44}$$

and

$$\Psi_{n,k_y,s}(x, y) = \frac{e^{ik_y y}}{\sqrt{L_y}} \begin{cases} \begin{pmatrix} 0, & \phi_{0,k_y} \end{pmatrix}^T; & n = 0 \\ \frac{1}{\sqrt{2}} \begin{pmatrix} -is\phi_{n-1,k_y}, & \phi_{n,k_y} \end{pmatrix}^T; & n \neq 0 \end{cases} \tag{45}$$

with

$$\phi_{n,k_y}(x) = \sqrt{\frac{1}{2^n n! \sqrt{\pi} l_B}} e^{-(\frac{x}{l_B} + l_B k_y)^2 / 2} H_n(\frac{x}{l_B} + l_B k_y) \quad (46)$$

where $l_B = \sqrt{\hbar/eB}$ is magnetic length, $\omega_c = \sqrt{2}v_f/l_B$ is cyclotron frequency. The basis formed by $\Psi_{n,k_y,s}$ is called (n, k_y, s) -basis. In this basis, the components of stress tensor T_{xy} and $T_{xx} - T_{yy}$ are written as

$$\begin{aligned} & \langle n, k_y, s | T_{xy} | n', k'_y, s' \rangle \\ &= \delta_{k_y, k'_y} \begin{cases} 0; & n = n' = 0 \\ -is' \frac{\hbar\omega_c}{2\sqrt{2}} \delta_{0, n'-2}; & n = 0, n' \neq 0 \\ is \frac{\hbar\omega_c}{2\sqrt{2}} \delta_{0, n-2}; & n \neq 0, n' = 0 \\ \frac{\hbar\omega_c}{4} (is \sqrt{n-1} \delta_{n, n'+2} - is' \sqrt{n+1} \delta_{n, n'-2}); & n, n' \neq 0 \end{cases} \quad (47) \end{aligned}$$

$$\begin{aligned} & \langle n, k_y, s | T_{xx} - T_{yy} | n', k'_y, s' \rangle \\ &= \delta_{k_y, k'_y} \begin{cases} 0; & n = n' = 0 \\ -s' \frac{\hbar\omega_c}{\sqrt{2}} \delta_{0, n'-2}; & n = 0, n' \neq 0 \\ -s \frac{\hbar\omega_c}{\sqrt{2}} \delta_{n-2, 0}; & n \neq 0, n' = 0 \\ -(s \sqrt{n-1} \delta_{n', n-2} + s' \sqrt{n+1} \delta_{n', n+2}); & n, n' \neq 0 \end{cases} \quad (48) \end{aligned}$$

which can be easily derived by the second quantization shown in Appendix. II.

The disorder $V(\mathbf{r})$ we considered is a short-range random potential having form in the \mathbf{r} -space as

$$V(\mathbf{r}) = \sum_i^{N_i} V_i \delta(\mathbf{r} - \mathbf{r}_i) \quad (49)$$

with random strength distribution satisfying $\overline{V(\mathbf{r})} = 0$ and $\overline{V(\mathbf{r})V(\mathbf{r}')} = n_i V_0^2 \delta(\mathbf{r} - \mathbf{r}')$, where $\overline{\dots}$ stands for averaging over disorder realizations, V_0^2 is the variance of impurity strength, and $n_i = N_i/V$ is the concentration of impurity. In the following, we show the analytic expression of self-energy function based on self-consistent Born approximation (SCBA) (details in Appendix III), and express the density of state in term of self-energy.

a. In the absence of magnetic field $B = 0$ At first, we evaluate the self-energy with SCBA in the absence of magnetic field

$$\Sigma(E) = \frac{2(\hbar v_f)^2}{A} \int dk k \frac{E - \Sigma}{(E - \Sigma)^2 - (\hbar v_f k)^2} \quad (50)$$

where $A = \frac{4\pi(\hbar v_f)^2}{n_i V_0^2}$ is the dimensionless parameter characterizing the scattering strength. The solution of the above self-consistent equation in weak disorder limit is given by?

$$\text{Im}\Sigma(E) = -E_c e^{-A/2} - \frac{\pi}{A} |E| \quad (51)$$

where $E_c \approx 7.2eV$ is the energy cutoff. The density of states in terms of self-energy is given by

$$\rho(E) = -\frac{2A}{\pi^2 (\hbar v_f)^2} \text{Im}\Sigma(E) \quad (52)$$

b. In the presence of magnetic field $B \neq 0$ In the presence of magnetic field, we write the SCBA equation of self-energy in Landau quantized (n, k_y, s) -basis,

$$\Sigma(E) = \overline{\langle n, k_y, s | VG(E)V | n, k_y, s \rangle} = \frac{(\hbar\omega_c)^2}{2A} \sum_{ns} G_{ns}(E) \quad (53)$$

where $G_{ns}(E) = (E - s\sqrt{n}\hbar\omega_c - \Sigma)^{-1}$ is the Green's function in the (n, k_y, s) -basis. $\omega_c = \sqrt{2}v_f/l_B$ is cyclotron frequency, $l_B = \sqrt{\hbar/eB}$ is magnetic length. Similar to the case of 2DEG, we consider the graphene in the presence of magnetic field in two classes: “Well Separated” region, where the Landau levels are well separated with each other, and “Overlapped” region, where

the Landau subbands broaden and overlap with each other due to the disorder scattering. While the criterion distinguishing these two regions in 2DEG is the product of the cyclotron frequency, which is determined by the magnetic field, and the relaxation time, which is determined by the disorder strength, in graphene, due to the uneven distribution of Landau levels, it should also consider the location of the Fermi level. Thus, we introduce an effective cyclotron frequency $\tilde{\omega}_c = \frac{\hbar\omega_c^2}{2|E|}$, which can tend to the expression of cyclotron frequency in 2DEG, i.e. $\tilde{\omega}_c = \frac{eB}{m}$, by using effective mass $m = \frac{2|E|}{v_f^2}$. Then the “Well Separated” region and “Overlapped” region are divided by $\tilde{\Omega}_c\tau \gg 1$ and $\tilde{\Omega}_c\tau \lesssim 1$

In the region of well separated Landau levels, we get

$$\text{Im}\Sigma(E) = -\hbar\omega_c \sqrt{\frac{1}{2A} - \varepsilon^2} \quad (54)$$

where the Fermi energy E is assumed locating close to the Landau level E_{NS} and the distance is characterized by the $\varepsilon = (E - E_{NS})/2\hbar\omega_c$.

In the region of overlapped Landau levels,

$$\text{Im}\Sigma(E) = -E_c e^{-A/2} - \frac{(\hbar\omega_c)^2}{2E_c e^{-A/2}} - \frac{\pi}{A}|E| \left[1 + 2\delta \cos \frac{\pi E}{\hbar\tilde{\omega}_c} \right] \quad (55)$$

where $\delta = e^{-\frac{4\pi^2 E^2}{A(\hbar\omega_c)^2}}$.

In this condition, the density of states is expressed as

$$\rho(E) = -\frac{2}{\pi^2 l_B^2} \frac{2A}{(\hbar\omega_c)^2} \text{Im}\Sigma(E) \quad (56)$$

II. SECOND QUANTIZATION OF GRAPHENE IN THE PRESENCE OF MAGNETIC FIELD

One can second quantized the Hamiltonian of graphene in the presence of magnetic field as

$$H = -i \int d\mathbf{r} \frac{\hbar\omega_c}{2} (b_- \sigma^+ - b_+ \sigma^-) \quad (57)$$

where $b_{\pm} = \frac{1}{\sqrt{2}}(\mp\partial_{\xi} + \xi)$ is ladder operator, $l_B = \sqrt{\hbar c/eB}$ is magnetic length, $\omega_c = \sqrt{2}v_f/l_B$ is cyclotron frequency, $\xi = x/l_B + l_B k_y$ dimensionless length scale, and $\sigma^{\pm} = \sigma_x \pm i\sigma_y$. The eigenenergy and eigenstates of the Hamiltonian in the magnetic field are

$$E_{n,k_y,s} = s\hbar\omega_c \sqrt{n}; \quad s = \pm 1; \quad n = 0, 1, 2, \dots \quad (58)$$

and

$$\Psi_{n,k_y,s}(x,y) = \frac{e^{ik_y y}}{\sqrt{L_y}} \begin{cases} \begin{pmatrix} 0, & \phi_{0,k_y} \end{pmatrix}^T; & n = 0 \\ \frac{1}{\sqrt{2}} \begin{pmatrix} -is\phi_{n-1,k_y}, & \phi_{n,k_y} \end{pmatrix}^T; & n \neq 0 \end{cases} \quad (59)$$

where the ϕ_{n,k_y} satisfies

$$b_+ \phi_{n,k_y} = \sqrt{n+1} \phi_{n+1,k_y}; \quad b_- \phi_{n,k_y} = \sqrt{n} \phi_{n-1,k_y}; \quad b_- \phi_{0,k_y} = 0 \quad (60)$$

In previous section, we have got the stress tensor of graphene with nonzero magnetic field

$$T_{ij} = \frac{v_f}{2} (\Pi_i \sigma_j + \Pi_j \sigma_i); \quad \Pi = \mathbf{p} + \frac{e}{c} \mathbf{A}. \quad (61)$$

Here, we shall rewrite them in the (n, k_y, s) -basis. At first, we express T_{xy} in terms of ladder operators b_{\pm} as

$$\begin{aligned} T_{xy} &= \frac{v_f}{2} [p_x \sigma_y + (p_y + \frac{eB}{c} x) \sigma_x] = \frac{\hbar v_f}{2} [-i\partial_x \sigma_y + (k_y + \frac{x}{l_B^2}) \sigma_x] \\ &= \frac{\hbar\omega_c}{4} [-i(b_- - b_+) \sigma_y + (b_- + b_+) \sigma_x] \\ &= \frac{\hbar\omega_c}{2} \begin{pmatrix} 0 & b_+ \\ b_- & 0 \end{pmatrix} \end{aligned} \quad (62)$$

The components of stress tensor $\langle n, k_y, s | T_{xy} | n', k'_y, s' \rangle$ can be separated into three classes:

(i) $n = n' = 0$;

$$\begin{aligned} \langle 0, k_y | T_{xy} | 0, k'_y \rangle &= \delta_{k_y, k'_y} \frac{\hbar \omega_c}{2} \begin{pmatrix} 0 & \langle \phi_{0, k_y} | \end{pmatrix} \begin{pmatrix} |\phi_{1, k_y}\rangle \\ 0 \end{pmatrix} \\ &= 0 \end{aligned} \quad (63)$$

(ii) $n = 0, n' \neq 0$ or $n \neq 0, n' = 0$;

$$\begin{aligned} \langle n k_y, s | T_{xy} | 0 k'_y \rangle &= \delta_{k_y, k'_y} \frac{\hbar \omega_c}{2 \sqrt{2}} \begin{pmatrix} i s \langle \phi_{n-1, k_y} | \end{pmatrix} \begin{pmatrix} \langle \phi_{n k_y} | \end{pmatrix} \begin{pmatrix} |\phi_{1 k'_y}\rangle \\ 0 \end{pmatrix} \\ &= i s \frac{\hbar \omega_c}{2 \sqrt{2}} \delta_{0, n-2} \delta_{k_y, k'_y} \end{aligned} \quad (64)$$

Similarly,

$$\langle 0 k_y | T_{xy} | n' k'_y, s' \rangle = -i s' \frac{\hbar \omega_c}{2 \sqrt{2}} \delta_{0, n'-2} \delta_{k_y, k'_y} \quad (65)$$

(iii) $n \neq 0$ and $n' \neq 0$;

$$\begin{aligned} \langle n, k_y, s | T_{xy} | n', k'_y, s' \rangle &= \delta_{k_y, k'_y} \frac{\hbar \omega_c}{4} \begin{pmatrix} i s \langle \phi_{n-1, k_y} | \end{pmatrix} \begin{pmatrix} \langle \phi_{n k_y} | \end{pmatrix} \begin{pmatrix} \sqrt{n'+1} |\phi_{n'+1, k'_y}\rangle \\ -i s' \sqrt{n'-1} |\phi_{n'-2, k'_y}\rangle \end{pmatrix} \\ &= \frac{\hbar \omega_c}{4} (i s \sqrt{n-1} \delta_{n, n'+2} - i s' \sqrt{n+1} \delta_{n, n'-2}) \delta_{k_y, k'_y} \end{aligned} \quad (66)$$

In a same way, we can express T_{xx} and T_{yy} in terms of b_{\pm} as

$$T_{xx} = -i \hbar v_f \partial_x \sigma_x = -i \frac{\hbar v_f}{\sqrt{2} l_B} (b_- - b_+) \sigma_x \quad (67)$$

$$T_{yy} = v_f (p_y + \frac{eB}{c} x) \sigma_y = \frac{\hbar v_f}{\sqrt{2} l_B} (b_- + b_+) \sigma_y \quad (68)$$

Thus

$$T_{xx} - T_{yy} = i \hbar \omega_c \begin{pmatrix} b_+ \\ -b_- \end{pmatrix} \quad (69)$$

Based the expression of eigenstates Eq. (59) and the relations Eq. (60), the $\langle n, k_y, s | T_{xx} - T_{yy} | n', k'_y, s' \rangle$ can be given in three classes:

(i) $n = n' = 0$;

$$\langle 0, k_y | T_{xx} - T_{yy} | 0, k'_y \rangle = 0. \quad (70)$$

(ii) $n = 0, n' \neq 0$ or $n \neq 0, n' = 0$;

$$\langle 0, k_y | T_{xx} - T_{yy} | n', k'_y, s' \rangle = -s' \frac{\hbar \omega_c}{\sqrt{2}} \delta_{0, n'-2} \delta_{k_y, k'_y} \quad (71)$$

$$\langle n, k_y, s | T_{xx} - T_{yy} | 0, k'_y \rangle = -s \frac{\hbar \omega_c}{\sqrt{2}} \delta_{n-2, 0} \delta_{k_y, k'_y} \quad (72)$$

(iii) $n \neq 0$ and $n' \neq 0$;

$$\begin{aligned} \langle n, k_y, s | T_{xx} - T_{yy} | n', k'_y, s' \rangle &= -\frac{\hbar \omega_c}{2} (s \sqrt{n-1} \delta_{n', n-2} + s' \sqrt{n+1} \delta_{n', n+2}) \delta_{k_y, k'_y} \end{aligned} \quad (73)$$

III. SCBA OF SELF-ENERGY

A. $B = 0$

In the absence of magnetic field, the self-energy function based on self-consistent Born approximation (SCBA) is evaluated as

$$\begin{aligned}\Sigma(E) &= \frac{n_i V_0^2}{2} \sum_s \int \frac{d^2 \mathbf{k}}{(2\pi)^2} G(\mathbf{k}s, E) = \frac{n_i V_0^2}{2} \sum_s \int \frac{d^2 \mathbf{k}}{(2\pi)^2} \frac{1}{E - E_{\mathbf{k}s} - \Sigma} = \frac{n_i V_0^2}{2} \int \frac{d^2 \mathbf{k}}{(2\pi)^2} \frac{1}{E - \hbar v_f k - \Sigma} + \frac{1}{E + \hbar v_f k - \Sigma} \\ &= n_i V_0^2 \int \frac{d^2 \mathbf{k}}{(2\pi)^2} \frac{E - \Sigma}{(E - \Sigma)^2 - (\hbar v_f k)^2} = \frac{n_i V_0^2}{2\pi} \int dk k \frac{E - \Sigma}{(E - \Sigma)^2 - (\hbar v_f k)^2} \\ &= \frac{2(\hbar v_f)^2}{A} \int dk k \frac{E - \Sigma}{(E - \Sigma)^2 - (\hbar v_f k)^2}\end{aligned}\quad (74)$$

Since self-energy independent with momentum, it can be integrated as

$$\Sigma(E) = -\frac{(E - \Sigma)}{A} \ln \frac{-E_c^2}{(E - \Sigma)^2} \quad (75)$$

Then, we assume $\text{Re}\Sigma(E) \rightarrow 0$, and evaluate $\text{Im}\Sigma$ in two limits.

For $|E| \ll |\text{Im}\Sigma|$,

$$\text{Im}\Sigma \approx \frac{\text{Im}\Sigma}{A} \ln \frac{-E_c^2}{-\text{Im}\Sigma^2} \implies \text{Im}\Sigma = -E_c e^{-A/2} \quad (76)$$

For $|E| \gg |\text{Im}\Sigma|$,

$$\Sigma \approx -\frac{E}{A} \ln \frac{-E_c^2}{E^2 + i\text{sgn}(E)0^+} = -\frac{E}{A} \ln \frac{E_c^2}{E^2 e^{-i\pi\text{sgn}(E)}} = -\frac{E}{A} \left[2 \ln \frac{E_c}{|E|} + i\pi\text{sgn}(E) \right] \quad (77)$$

$$\implies \text{Im}\Sigma = -\frac{\pi}{A} |E| \quad (78)$$

Combining the results in two limits, we can get

$$\text{Im}\Sigma = -E_c e^{-A/2} - \frac{\pi}{A} |E| \quad (79)$$

B. $\mathbf{B} = B\hat{z}$

Then, we evaluate the self-energy in the presence of magnetic with SCBA,

$$\begin{aligned}\Sigma_{n,k_y,s}(E) &= \overline{\langle n, k_y, s | V G(E) V | n, k_y, s \rangle} = \sum_{n',k'_y,s'} |\overline{\langle n, k_y, s | V | n', k'_y, s' \rangle}|^2 G_{n',k'_y,s'}(E) \\ &= n_i V_0^2 \sum_{n',s'} G_{n',s'}(E) \left[\sum_{k'_y} \int d\mathbf{r} \Psi_{n,k_y,s}^\dagger(\mathbf{r}) \Psi_{n',k'_y,s'}(\mathbf{r}) \Psi_{n',k'_y,s'}^\dagger(\mathbf{r}) \Psi_{n,k_y,s}(\mathbf{r}) \right] \\ &= n_i V_0^2 \sum_{n',s'} G_{n',s'}(E) \left[\int \frac{dk'_y}{2\pi} \int dx \Psi_{n,k_y,s}^\dagger(x) \Psi_{n',k'_y,s'}(x) \Psi_{n',k'_y,s'}^\dagger(x) \Psi_{n,k_y,s}(x) \right] \\ &= n_i V_0^2 \sum_{n',s'} G_{n',s'}(E) \left[\int \frac{dx'}{2\pi l_B^2} \int dx \Psi_{n,k_y,s}^\dagger(x) \Psi_{n',k'_y,s'}(x') \Psi_{n',k'_y,s'}^\dagger(x') \Psi_{n,k_y,s}(x) \right] \\ &= \frac{n_i V_0^2}{2\pi l_B^2} \sum_{n',s'} G_{n',s'}(E) \int dx dx' \frac{1}{4} \begin{pmatrix} is\phi_{n-1}(x) & \phi_n(x) \end{pmatrix} \begin{pmatrix} -is'\phi_{n'-1}(x') \\ \phi_{n'}(x') \end{pmatrix} \begin{pmatrix} is'\phi_{n'-1}(x') & \phi_{n'}(x') \end{pmatrix} \begin{pmatrix} -is\phi_{n-1}(x') \\ \phi_n(x') \end{pmatrix} \\ &= \frac{n_i V_0^2}{4\pi l_B^2} \sum_{n',s'} G_{n',s'}(E) = \frac{(\hbar\omega_c)^2}{2A} \sum_{n,s} G_{ns}(E)\end{aligned}\quad (80)$$

It is clear to see that self-energy due to short-range scattering is Landau index (n, k_y, s) independent but only depends on Fermi energy.

In the region of well separated Landau levels, the Fermi energy is close to the N th Landau level which is well separated from others. The self-consistent equation can be reduced as

$$\text{Re}\Sigma = \frac{(\hbar\omega_c)^2}{2A} \frac{E - E_{NS} - \text{Re}\Sigma}{(E - E_{NS} - \text{Re}\Sigma)^2 + (\text{Im}\Sigma)^2} \quad (81)$$

$$\text{Im}\Sigma = \frac{(\hbar\omega_c)^2}{2A} \frac{\text{Im}\Sigma}{(E - E_{NS} - \text{Re}\Sigma)^2 + (\text{Im}\Sigma)^2} \quad (82)$$

and solved as

$$\text{Re}\Sigma(E) = \hbar\omega_c \varepsilon; \quad \text{Im}\Sigma(E) = -\hbar\omega_c \sqrt{\frac{1}{2A} - \varepsilon^2} \quad (83)$$

which is shown in Eq. (54) in the main paper.

In the region of overlapping Landau levels, we rewrite self-consistent equation as

$$\Sigma = \frac{E - \Sigma}{A} \sum_n \frac{1}{(E - \Sigma)^2 / (\hbar\omega_c)^2 - n} \quad (84)$$

Then, we introduce a integral

$$I = \int_c dz f(z) \cot(\pi z) \quad \text{with} \quad f(z) = \frac{1}{(E - \Sigma)^2 / (\hbar\omega_c)^2 - z} \quad (85)$$

and rewrite Eq. (84) as

$$\Sigma = \frac{E - \Sigma}{A} \sum_{n=0}^{\infty} f(n) \quad (86)$$

If we do the integral over circle $|z| \rightarrow \infty$,

$$0 = I = 2\pi i \left\{ \frac{1}{\pi} \sum_{n=-\infty}^{\infty} f(n) - \cot \left[\pi \frac{(E - \Sigma)^2}{(\hbar\omega_c)^2} \right] \right\} \quad (87)$$

so that

$$\sum_{n=-\infty}^{\infty} f(n) = \pi \cot \left[\pi \frac{(E - \Sigma)^2}{(\hbar\omega_c)^2} \right] \quad (88)$$

When $|E|/\hbar\omega_c \gg 1$, the summation over n in Eq. (88) can be safely extended from $n = -\infty$ to $n = \infty$. By using Eq. (87), the equation of self-energy becomes

$$\text{Re}\Sigma + i\text{Im}\Sigma \approx \frac{E - \Sigma}{A} \pi \cot \left[\pi \frac{(E - \Sigma)^2}{(\hbar\omega_c)^2} \right] = -i \frac{\pi}{A} [(E - \text{Re}\Sigma) - i\text{Im}\Sigma] \left\{ 1 + 2 \sum_{k=1}^{\infty} \exp \left[\frac{2ik\pi}{(\hbar\omega_c)^2} (E - \text{Re}\Sigma - i\text{Im}\Sigma)^2 \right] \right\} \quad (89)$$

One can only keep $k = 1$ since the exponential term is decaying with the increase with k . Meanwhile the real part of self-energy is ignored.

$$\text{Im}\Sigma \approx -\frac{\pi}{A} E \left[1 + 2\delta \cos \frac{2\pi E^2}{(\hbar\omega_c)^2} \right] \quad (90)$$

When $|E|/\hbar\omega_c \lesssim 1$, we evaluate the self-energy as

$$\begin{aligned} i\text{Im}\Sigma &\approx -i \frac{\text{Im}\Sigma}{A} \left\{ \pi \cot \left[-\pi \frac{(\text{Im}\Sigma)^2}{(\hbar\omega_c)^2} \right] - \sum_{n \geq 1} \frac{(\hbar\omega_c)^2}{(\text{Im}\Sigma)^2 + n(\hbar\omega_c)^2} \right\} \\ A &\approx \pi \cot \frac{\pi(\text{Im}\Sigma)^2}{(\hbar\omega_c)^2} + \ln \frac{E_c^2}{(\text{Im}\Sigma)^2} \\ A &\approx \frac{(\hbar\omega_c)^2}{(\text{Im}\Sigma)^2} + \ln \frac{E_c^2}{(\text{Im}\Sigma)^2} \\ \frac{(\hbar\omega_c)^2}{E_c^2} e^A &= e^{\frac{(\hbar\omega_c)^2}{(\text{Im}\Sigma)^2}} \frac{(\hbar\omega_c)^2}{(\text{Im}\Sigma)^2} \end{aligned} \quad (91)$$

The last equation can be rewritten as $z = we^w$ which is the definition of Lambert W function, thus

$$\text{Im}\Sigma \approx -\frac{\hbar\omega_c}{\sqrt{W\left[\frac{(\hbar\omega_c)^2}{E_c^2}e^A\right]}} \approx -\left[E_ce^{-A/2} + \frac{(\hbar\omega_c)^2}{2E_ce^{-A/2}}\right] \quad (92)$$

where $W(x)$ is Lambert W function. Combining the results in two limits, we can get

$$\text{Im}\Sigma = -E_ce^{-A/2} - \frac{(\hbar\omega_c)^2}{2E_ce^{-A/2}} - \frac{\pi}{A}|E|\left[1 + 2\delta \cos \frac{\pi|E|}{\hbar\tilde{\omega}_c}\right] \quad (93)$$

IV. VERTEX CORRECTION

A. $B = 0$

The “dressed” vertex function \tilde{T}_{xy}^{LM} can be obtained by Bethe-Salpeter equation. In the absence of magnetic field, we write the Bethe-Salpeter equation in (\mathbf{k}, s) -basis

$$\tilde{T}_{xy}^{LM}(\mathbf{k}, E) = T_{xy}(\mathbf{k}) + \int \frac{d^2\mathbf{k}'}{(2\pi)^2} V^2(\mathbf{k} - \mathbf{k}') U_{\mathbf{k}}^\dagger U_{\mathbf{k}'} G^L(\mathbf{k}', E) \tilde{T}_{xy}^{LM}(\mathbf{k}', E) G^M(\mathbf{k}', E) U_{\mathbf{k}'}^\dagger U_{\mathbf{k}} \quad (94)$$

where $U_{\mathbf{k}}^\dagger U_{\mathbf{k}'}$ denotes the spin rotation while momentum changing

$$U_{\mathbf{k}}^\dagger U_{\mathbf{k}'} = \frac{1}{2} \begin{pmatrix} 1 + e^{i\Delta\theta} & 1 - e^{i\Delta\theta} \\ 1 - e^{i\Delta\theta} & 1 + e^{i\Delta\theta} \end{pmatrix} \quad (95)$$

with $\Delta\theta = \theta_{\mathbf{k}'} - \theta_{\mathbf{k}}$, and $V^2(\mathbf{k} - \mathbf{k}') = n_i V_0^2$ with n_i and V_0 denoting the concentration and strength of impurity for short-range disorder. In order to solve this self-consistent equation, we start with the first order approximation in the following

$$\begin{aligned} \tilde{T}_{xy}^{(1),LM}(\mathbf{k}, E) &= n_i V_0^2 \int \frac{d^2\mathbf{k}'}{(2\pi)^2} U_{\mathbf{k}}^\dagger U_{\mathbf{k}'} G^L(\mathbf{k}', E) T_{xy}(\mathbf{k}') G^M(\mathbf{k}', E) U_{\mathbf{k}'}^\dagger U_{\mathbf{k}} \\ &= v_f \frac{n_i V_0^2}{4} \int \frac{d^2\mathbf{k}'}{(2\pi)^2} \frac{\hbar v_f k}{2} \begin{pmatrix} 1 + e^{i\Delta\theta} & 1 - e^{i\Delta\theta} \\ 1 - e^{i\Delta\theta} & 1 + e^{i\Delta\theta} \end{pmatrix} \begin{pmatrix} g_+^L \\ g_-^L \end{pmatrix} \begin{pmatrix} \sin 2\theta_{\mathbf{k}'} & i \cos 2\theta_{\mathbf{k}'} \\ -i \cos 2\theta_{\mathbf{k}'} & -\sin 2\theta_{\mathbf{k}'} \end{pmatrix} \begin{pmatrix} g_+^M \\ g_-^M \end{pmatrix} \begin{pmatrix} 1 + e^{-i\Delta\theta} & 1 - e^{-i\Delta\theta} \\ 1 - e^{-i\Delta\theta} & 1 + e^{-i\Delta\theta} \end{pmatrix} \\ &= v_f \frac{n_i V_0^2}{4} \int \frac{d^2\mathbf{k}'}{(2\pi)^2} i \frac{\hbar v_f k}{4} \\ &\quad \begin{pmatrix} (1 + e^{i\Delta\theta})g_+^L & (1 - e^{i\Delta\theta})g_-^L \\ (1 - e^{i\Delta\theta})g_+^L & (1 + e^{i\Delta\theta})g_-^L \end{pmatrix} \left[e^{2i(\theta_{\mathbf{k}} + \Delta\theta)} \begin{pmatrix} -1 & 1 \\ -1 & 1 \end{pmatrix} + e^{-2i(\theta_{\mathbf{k}} + \Delta\theta)} \begin{pmatrix} 1 & 1 \\ -1 & -1 \end{pmatrix} \right] \begin{pmatrix} (1 + e^{-i\Delta\theta})g_+^M & (1 - e^{-i\Delta\theta})g_+^M \\ (1 - e^{-i\Delta\theta})g_-^M & (1 + e^{-i\Delta\theta})g_-^M \end{pmatrix} \\ &= 0 \end{aligned} \quad (96)$$

Since the Bethe-Salpeter equation is a self-consistent iterative equation, we can get the vertex correction of shear viscosity to zero in the presence of short-range disorder.

B. $\mathbf{B} = B\hat{z}$

In the presence of magnetic field, we rewrite the Bethe-Salpeter equation in (n, k_y, s) -basis. Similar to the case of $B = 0$, we start with the first order of corrected stress tensor

$$\begin{aligned}
& \langle n, k_y, s | \tilde{T}_{xy}^{(1)} | n', k'_y, s' \rangle \\
&= \overline{\langle n, k_y, s | VGT_{xy}GV | n', k'_y, s' \rangle} \\
&= \sum_{n'', k''_y, s''} \sum_{n''', k'''_y, s'''} \overline{\langle n, k_y, s | V | n'', k''_y, s'' \rangle G_{n'', s''} \langle n'', k''_y, s'' | T_{xy} | n''', k'''_y, s''' \rangle G_{n''', s'''} \langle n''', k'''_y, s''' | V | n', k'_y, s' \rangle} \\
&= n_i V_0^2 \sum_{n'', k''_y, s''} \sum_{n''', k'''_y, s'''} G_{n'', s''} G_{n''', s'''} \langle n'', s'' | T_{xy} | n''', s''' \rangle \delta_{k''_y, k'''_y} \left[\int d\mathbf{r} \Psi_{n, k_y, s}^\dagger(\mathbf{r}) \Psi_{n'', k''_y, s''}(\mathbf{r}) \Psi_{n''', k'''_y, s'''}^\dagger(\mathbf{r}) \Psi_{n', k'_y, s'}(\mathbf{r}) \right] \\
&= n_i V_0^2 \sum_{n'', s''} \sum_{n''', s'''} G_{n'', s''} G_{n''', s'''} \langle n'', s'' | T_{xy} | n''', s''' \rangle \\
&\quad \left[\sum_{k''_y} \int dx dy \Psi_{n, k_y, s}^\dagger(x) \frac{e^{-ik''_y y}}{\sqrt{L_y}} \Psi_{n'', k''_y, s''}(x) \frac{e^{ik''_y y}}{\sqrt{L_y}} \Psi_{n''', k'''_y, s'''}^\dagger(x) \frac{e^{-ik''_y y}}{\sqrt{L_y}} \Psi_{n', k'_y, s'}(x) \frac{e^{-ik''_y y}}{\sqrt{L_y}} \right] \\
&= n_i V_0^2 \sum_{n'', s''} \sum_{n''', s'''} G_{n'', s''} G_{n''', s'''} \langle n'', s'' | T_{xy} | n''', s''' \rangle \\
&\quad \left[\frac{1}{L_y^2} \sum_{k''_y} \int dx dy e^{-i(k_y - k''_y)y} \Psi_{n, k_y, s}^\dagger(x) \Psi_{n'', k''_y, s''}(x) \Psi_{n''', k'''_y, s'''}^\dagger(x) \Psi_{n', k'_y, s'}(x) \right] \\
&= n_i V_0^2 \delta_{k_y, k'_y} \sum_{n'', s''} \sum_{n''', s'''} G_{n'', s''} G_{n''', s'''} \langle n'', s'' | T_{xy} | n''', s''' \rangle \left[\frac{1}{L_y} \sum_{k''_y} \int dx \Psi_{n, k_y, s}^\dagger(x) \Psi_{n'', k''_y, s''}(x) \Psi_{n''', k'''_y, s'''}^\dagger(x) \Psi_{n', k'_y, s'}(x) \right] \\
&= n_i V_0^2 \delta_{k_y, k'_y} \sum_{n'', s''} \sum_{n''', s'''} G_{n'', s''} G_{n''', s'''} \langle n'', s'' | T_{xy} | n''', s''' \rangle \left[\frac{dx'}{2\pi l_B^2} \int dx \Psi_{n, k_y, s}^\dagger(x) \Psi_{n'', k''_y, s''}(x') \Psi_{n''', k'''_y, s'''}^\dagger(x') \Psi_{n', k'_y, s'}(x') \right] \\
&= \frac{n_i V_0^2}{2\pi l_B^2} \delta_{k_y, k'_y} \sum_{n'', s''} \sum_{n''', s'''} G_{n'', s''} G_{n''', s'''} \langle n'', s'' | T_{xy} | n''', s''' \rangle \int dx dx' \\
&\quad \frac{1}{4} \begin{pmatrix} is\phi_{n-1}(x) & \phi_n(x) \end{pmatrix} \begin{pmatrix} -is''\phi_{n''-1}(x') \\ \phi_{n''}(x') \end{pmatrix} \begin{pmatrix} is''' \phi_{n'''-1}(x') & \phi_{n'''}(x') \end{pmatrix} \begin{pmatrix} -is'\phi_{n'-1}(x) \\ \phi_{n'}(x) \end{pmatrix} \\
&= \frac{n_i V_0^2}{8\pi l_B^2} \delta_{k_y, k'_y} \sum_{n'', s''} \sum_{n''', s'''} G_{n'', s''} G_{n''', s'''} \langle n'', s'' | T_{xy} | n''', s''' \rangle \int dx dx' \\
&\quad [ss''\phi_{n-1}(x)\phi_{n''-1}(x') + \phi_n(x)\phi_{n''}(x')][s'''s'\phi_{n'''-1}(x')\phi_{n'-1}(x) + \phi_{n'''}(x')\phi_{n'}(x)] \\
&= \frac{n_i V_0^2}{8\pi l_B^2} \delta_{k_y, k'_y} \sum_{n'', s''} \sum_{n''', s'''} G_{n'', s''} G_{n''', s'''} \langle n'', s'' | T_{xy} | n''', s''' \rangle \int dx dx' \\
&\quad [(ss's''s''' + 1)\delta_{n, n'}\delta_{n'', n'''} + ss''\delta_{n, n'+1}\delta_{n'', n'''+1} + s's'''\delta_{n, n'-1}\delta_{n'', n'''-1}]
\end{aligned} \tag{97}$$

where the disorder average is reflected in the relation

$$\begin{aligned}
\overline{\langle n, k_y, s | V | n'', k''_y, s'' \rangle \langle n''', k'''_y, s''' | V | n', k'_y, s' \rangle} &= \int d\mathbf{r} d\mathbf{r}' \overline{\Psi_{n, k_y, s}^\dagger(\mathbf{r}) V(\mathbf{r}) \Psi_{n'', k''_y, s''}(\mathbf{r}) \Psi_{n''', k'''_y, s'''}^\dagger(\mathbf{r}') V(\mathbf{r}') \Psi_{n', k'_y, s'}(\mathbf{r}')} \\
&= \int d\mathbf{r} d\mathbf{r}' \overline{V(\mathbf{r}) V(\mathbf{r}') \Psi_{n, k_y, s}^\dagger(\mathbf{r}) \Psi_{n'', k''_y, s''}(\mathbf{r}) \Psi_{n''', k'''_y, s'''}^\dagger(\mathbf{r}') \Psi_{n', k'_y, s'}(\mathbf{r}')} \\
&= n_i V_0^2 \int d\mathbf{r} \Psi_{n, k_y, s}^\dagger(\mathbf{r}) \Psi_{n'', k''_y, s''}(\mathbf{r}) \Psi_{n''', k'''_y, s'''}^\dagger(\mathbf{r}) \Psi_{n', k'_y, s'}(\mathbf{r})
\end{aligned} \tag{98}$$

The corrected stress tensor is zero $\langle n'', s'' | \tilde{T}_{xy} | n''', s''' \rangle = 0$, since $\langle n'', s'' | T_{xy} | n''', s''' \rangle$ is finite only when $n'' = n''' \pm 2$.

V. DERIVATION OF STATIC SHEAR VISCOSITY η_s IN THE PRESENCE OF $B = 0$

$$\begin{aligned}
\eta_s^{RA}(E) &= \frac{\hbar^3 v_f^2}{8\pi^2} \int dk k^3 \left(\frac{1}{E - \hbar v_f k - \Sigma^R} + \frac{1}{E + \hbar v_f k - \Sigma^R} \right) \left(\frac{1}{E - \hbar v_f k - \Sigma^A} + \frac{1}{E + \hbar v_f k - \Sigma^A} \right) \\
&= \frac{\hbar^3 v_f^2}{2\pi^2} \int dk k^3 \frac{E - \Sigma^R}{(E - \Sigma^R)^2 - (\hbar v_f k)^2} \frac{E - \Sigma^A}{(E - \Sigma^A)^2 - (\hbar v_f k)^2} \\
&= \frac{\hbar}{2\pi^2} (E - \Sigma^R)(E - \Sigma^A) \int dk k \left[\frac{(\hbar v_f k)^2}{(E - \Sigma^R)^2 - (\hbar v_f k)^2} - \frac{(\hbar v_f k)^2}{(E - \Sigma^A)^2 - (\hbar v_f k)^2} \right] \frac{1}{(E - \Sigma^A)^2 - (E - \Sigma^R)^2} \\
&= \frac{\hbar}{2\pi^2} \frac{(E - \text{Re}\Sigma^R)^2 + (\text{Im}\Sigma)^2}{2\text{Im}\Sigma(E - \text{Re}\Sigma^R)} \int dk k \text{Im} \left[\frac{(E - \Sigma^R)^2}{(E - \Sigma^R)^2 - (\hbar v_f k)^2} \right] \\
&= \frac{\hbar}{2\pi^2} \frac{(E - \text{Re}\Sigma^R)^2 + (\text{Im}\Sigma)^2}{2\text{Im}\Sigma(E - \text{Re}\Sigma^R)} \left\{ (E - \text{Re}\Sigma) \int dk k \text{Im} \left[\frac{E - \Sigma^R}{(E - \Sigma^R)^2 - (\hbar v_f k)^2} \right] - \text{Im}\Sigma \int dk k \text{Re} \left[\frac{E - \Sigma^R}{(E - \Sigma^R)^2 - (\hbar v_f k)^2} \right] \right\} \\
&\approx \frac{\hbar}{2\pi^2} \frac{(E - \text{Re}\Sigma^R)^2 + (\text{Im}\Sigma)^2}{2\text{Im}\Sigma(E - \text{Re}\Sigma^R)} \left\{ (E - \text{Re}\Sigma) \left(-\frac{\pi^2}{4} \rho \right) - \text{Im}\Sigma \frac{A}{2(\hbar v_f)^2} \text{Re}\Sigma \right\} \\
&\approx \hbar \frac{E^2 + (\text{Im}\Sigma)^2}{-16\text{Im}\Sigma} \rho(E) \\
&= \frac{1}{8} E^2 \rho \tau + \frac{\hbar^2}{32\tau} \rho
\end{aligned} \tag{99}$$

$$\begin{aligned}
\text{Re}\eta_s^{RR}(E) &= \text{Re} \frac{\hbar^3 v_f^2}{8\pi^2} \int dk k^3 \left(\frac{1}{E - \hbar v_f k - \Sigma^R} + \frac{1}{E + \hbar v_f k - \Sigma^R} \right)^2 = -\text{Re} \frac{\hbar}{2\pi^2} (E - \Sigma^R)^2 \int dk k \frac{(E - \Sigma^R)^2 - (\hbar v_f k)^2 - (E - \Sigma^R)^2}{[(E - \Sigma^R)^2 - (\hbar v_f k)^2]^2} \\
&= -\text{Re} \frac{\hbar}{2\pi^2} (E - \Sigma^R)^2 \left\{ \int dk k \frac{1}{(E - \Sigma^R)^2 - (\hbar v_f k)^2} - \int dk k \frac{(E - \Sigma^R)^2}{[(E - \Sigma^R)^2 - (\hbar v_f k)^2]^2} \right\} \\
&= -\text{Re} \frac{\hbar}{2\pi^2} (E - \Sigma^R) \int dk k \left[\frac{E - \Sigma^R}{(E - \Sigma^R)^2 - (\hbar v_f k)^2} \right] - \text{Re} \frac{(E - \Sigma^R)^2}{4\pi^2 \hbar v_f^2} \\
&\approx -\frac{\hbar}{2\pi^2} \text{Im}\Sigma \int dk k \left[\frac{E - \Sigma^R}{(E - \Sigma^R)^2 - (\hbar v_f k)^2} \right] \\
&= -\frac{\hbar^2}{16\tau} \rho
\end{aligned} \tag{100}$$

where we have used the SCBA of self-energy

$$\int dk k \frac{E - \Sigma^{R/A}}{(E - \Sigma^{R/A})^2 - (\hbar v_f k)^2} = \frac{A}{2(\hbar v_f)^2} \Sigma^{R/A}, \tag{101}$$

the relation between density of states and self-energy

$$\rho(E) = -\frac{4}{\pi} \text{Tr}[\text{Im}G^R(E)] = -\frac{4}{\pi^2} \int dk k \text{Im} \left[\frac{E - \Sigma^R}{(E - \Sigma^R)^2 - (\hbar v_f k)^2} \right] \tag{102}$$

and ignored the real part of self-energy $\text{Re}\Sigma \rightarrow 0$.

VI. DERIVATION OF STATIC SHEAR VISCOSITY η_s IN THE PRESENCE OF $B \neq 0$

$$\begin{aligned}
 \eta_s^{RA}(E) &= \frac{\hbar^3 \omega_c^2}{4\pi^2 l_B^2} \sum_n (n+1) (g_n^R g_{n+2}^A + g_{n+2}^R g_n^A) \\
 &= \frac{\hbar^3 \omega_c^2}{4\pi^2 l_B^2} \sum_n (n+1) \left[\frac{E - \Sigma^R}{(E - \Sigma^R)^2 - n(\hbar\omega_c)^2} \frac{E - \Sigma^A}{(E - \Sigma^A)^2 - (n+2)(\hbar\omega_c)^2} + \frac{E - \Sigma^R}{(E - \Sigma^R)^2 - (n+2)(\hbar\omega_c)^2} \frac{E - \Sigma^A}{(E - \Sigma^A)^2 - n(\hbar\omega_c)^2} \right] \\
 &= \frac{\hbar^3 \omega_c^2}{4\pi^2 l_B^2} \sum_n (n+1) (E - \Sigma^R)(E - \Sigma^A) \left\{ \frac{1}{(E - \Sigma^A)^2 - (E - \Sigma^R)^2 - 2(\hbar\omega_c)^2} \left[\frac{1}{(E - \Sigma^R)^2 - n(\hbar\omega_c)^2} - \frac{1}{(E - \Sigma^A)^2 - (n+2)(\hbar\omega_c)^2} \right] \right. \\
 &\quad \left. + \frac{1}{(E - \Sigma^R)^2 - (E - \Sigma^A)^2 - 2(\hbar\omega_c)^2} \left[\frac{1}{(E - \Sigma^A)^2 - n(\hbar\omega_c)^2} - \frac{1}{(E - \Sigma^R)^2 - (n+2)(\hbar\omega_c)^2} \right] \right\} \\
 &= \frac{\hbar^3 \omega_c^2}{8\pi^2 l_B^2} \left\{ \frac{-(\hbar\omega_c)^2}{4(E - \text{Re}\Sigma)^2 (\text{Im}\Sigma)^2 + (\hbar\omega_c)^4} \left[(E - \Sigma^R)(g_0^A + 2 \sum_{n \geq 1} g_n^A) + (E - \Sigma^A)(g_0^R + 2 \sum_{n \geq 1} g_n^R) \right] \right. \\
 &\quad \left. + \frac{2i(E - \text{Re}\Sigma)\text{Im}\Sigma}{4(E - \text{Re}\Sigma)^2 (\text{Im}\Sigma)^2 + (\hbar\omega_c)^4} \left[(E - \Sigma^R)(g_0^A + \sum_n 2ng_n^A) - (E - \Sigma^A)(g_0^R + \sum_n 2ng_n^R) \right] \right\} \\
 &= \frac{\hbar^3 \omega_c^2}{8\pi^2 l_B^2} \left\{ \frac{-(\hbar\omega_c)^2}{4(E - \text{Re}\Sigma)^2 (\text{Im}\Sigma)^2 + (\hbar\omega_c)^4} \left[2(E - \text{Re}\Sigma) \sum_{ns} \text{Re}G_{ns}^R - 2\text{Im}\Sigma \sum_{ns} \text{Im}G_{ns}^R \right] \right. \\
 &\quad + \frac{2i(E - \text{Re}\Sigma)\text{Im}\Sigma}{4(E - \text{Re}\Sigma)^2 (\text{Im}\Sigma)^2 + (\hbar\omega_c)^4} \left[\frac{-4i(E - \text{Re}\Sigma)\text{Im}\Sigma}{(E - \text{Re}\Sigma)^2 + (\text{Im}\Sigma)^2} \right] \\
 &\quad \left. + \frac{2i(E - \text{Re}\Sigma)\text{Im}\Sigma}{4(E - \text{Re}\Sigma)^2 (\text{Im}\Sigma)^2 + (\hbar\omega_c)^4} \frac{(E - \text{Re}\Sigma)^2 + (\text{Im}\Sigma)^2}{(\hbar\omega_c)^2} \left[2i\text{Im}\Sigma \sum_{ns} \text{Re}G_{ns}^R - 2i(E - \text{Re}\Sigma) \sum_{ns} \text{Im}G_{ns}^R \right] \right\} \\
 &\approx \frac{\hbar}{8\pi^2 l_B^2} \left\{ \frac{(\hbar\omega_c)^4}{4E^2 (\text{Im}\Sigma)^2 + (\hbar\omega_c)^4} \left[2\text{Im}\Sigma \sum_{ns} \text{Im}G_{ns}^R \right] + \frac{2E\text{Im}\Sigma(\hbar\omega_c)^2}{4E^2 (\text{Im}\Sigma)^2 + (\hbar\omega_c)^4} \left[\frac{4E\text{Im}\Sigma}{E^2 + (\text{Im}\Sigma)^2} \right] \right. \\
 &\quad \left. + \frac{2E\text{Im}\Sigma}{4E^2 (\text{Im}\Sigma)^2 + (\hbar\omega_c)^4} [E^2 + (\text{Im}\Sigma)^2] \left[2E \sum_{ns} \text{Im}G_{ns}^R \right] \right\} \\
 &= \frac{\hbar}{8\pi^2 l_B^2} \left\{ \frac{4\tilde{\omega}_c^2 \tau^2}{1 + 4\tilde{\omega}_c^2 \tau^2} \left[\frac{\hbar \pi^2 l_B^2}{\tau} \rho(E) \right] + \frac{4\tilde{\omega}_c^2 \tau^2}{1 + 4\tilde{\omega}_c^2 \tau^2} \left[\frac{8E^2 (\text{Im}\Sigma)^2}{(\hbar\omega_c)^2 [(\text{Im}\Sigma)^2 + E^2]} \right] + \frac{1}{1 + 4\tilde{\omega}_c^2 \tau^2} [E^2 + (\frac{\hbar}{2\tau})^2] \frac{2\tau}{\hbar} \left[\frac{\pi^2 l_B^2}{2} \rho(E) \right] \right\} \\
 &\approx \frac{1}{8} \frac{E^2 \rho \tau}{1 + 4\tilde{\omega}_c^2 \tau^2} + \frac{\hbar^2}{32\tau} \rho \frac{1 + 8\tilde{\omega}_c^2 \tau^2}{1 + 4\tilde{\omega}_c^2 \tau^2}
 \end{aligned} \tag{103}$$

$$\begin{aligned}
 \eta_s^{RR}(E) &= \frac{\hbar^3 \omega_c^2}{2\pi^2 l_B^2} \sum_n (n+1) g_n^R g_{n+2}^R = \frac{\hbar^3 \omega_c^2}{2\pi^2 l_B^2} \sum_n (n+1) \frac{E - \Sigma^R}{(E - \Sigma^R)^2 - n(\hbar\omega_c)^2} \frac{E - \Sigma^R}{(E - \Sigma^R)^2 - (n+2)(\hbar\omega_c)^2} \\
 &= -\frac{\hbar}{4\pi^2 l_B^2} \sum_n (n+1) (E - \Sigma^R)^2 \left[\frac{1}{(E - \Sigma^R)^2 - n(\hbar\omega_c)^2} - \frac{1}{(E - \Sigma^R)^2 - (n+2)(\hbar\omega_c)^2} \right] \\
 &= -\frac{\hbar}{4\pi^2 l_B^2} (E - \Sigma^R) (g_0^R + 2 \sum_{n \geq 1} g_n^R) = -\frac{1}{\pi^2 l_B^2} (E - \Sigma^R) \sum_{ns} G_{ns}^R \\
 &\approx -\frac{\hbar}{4\pi^2 l_B^2} \left[\text{Im}\Sigma \sum_{ns} \text{Im}G_{ns}^R + i(E - \text{Re}\Sigma) \sum_{ns} \text{Im}G_{ns}^R \right] \approx -\frac{\hbar^2}{16\tau} \rho(E)
 \end{aligned} \tag{104}$$

where we used the SCBA of self energy $\text{Re}\Sigma(E) = \frac{(\hbar\omega_c)^2}{2A} \sum_{ns} \text{Re}G_{ns}(E)$ and then assumed $\text{Re}\Sigma \rightarrow 0$, applied the expression of density of states $\rho(E) = -\frac{2}{\pi^2 l_B^2} \sum_{ns} \text{Im}G_{ns}^R(E)$ and quasiparticle relaxation time $\tau(E) = -\frac{\hbar}{2\text{Im}\Sigma}$, and introduced $\tilde{\omega}_c = \frac{\hbar\omega_c^2}{2E}$ which can transform to the cyclotron frequency in 2DEG by using the effective mass $m = \frac{2E}{v_f^2}$,

$$\tilde{\omega}_c = \frac{\hbar\omega_c^2}{2E} \xrightarrow{m=\frac{2E}{v_f^2}} \frac{eB}{mc}; \tag{105}$$

VII. STATIC HALL VISCOSITY $\eta_H^{I,RA}$ AND η_H^{II}

$$\begin{aligned}
 \eta_H^{I,RA} &= \frac{i\hbar^3 \omega_c^2}{16\pi^2 l_B^2} \sum_{n,s,s'} (n+1) \left[G_{n+2,s}^L(E) G_{n,s'}^M(E) - G_{n,s}^L(E) G_{n+2,s'}^M(E) \right] = \frac{i\hbar^3 \omega_c^2}{4\pi^2 l_B^2} \sum_n (n+1) \\
 &\quad \left[\frac{E - \Sigma^R}{(E - \Sigma^R)^2 - (n+2)(\hbar\omega_c)^2} \frac{E - \Sigma^A}{(E - \Sigma^A)^2 - n(\hbar\omega_c)^2} - \frac{E - \Sigma^R}{(E - \Sigma^R)^2 - n(\hbar\omega_c)^2} \frac{E - \Sigma^A}{(E - \Sigma^A)^2 - (n+2)(\hbar\omega_c)^2} \right] \\
 &= \frac{i\hbar^3 \omega_c^2}{4\pi^2 l_B^2} \sum_n (n+1) \left\{ \frac{(E - \Sigma^R)(E - \Sigma^A)}{(E - \Sigma^R)^2 - (E - \Sigma^A)^2 - 2(\hbar\omega_c)^2} \left[\frac{1}{(E - \Sigma^A)^2 - n(\hbar\omega_c)^2} - \frac{1}{(E - \Sigma^R)^2 - (n+2)(\hbar\omega_c)^2} \right] \right. \\
 &\quad \left. - \frac{(E - \Sigma^R)(E - \Sigma^A)}{(E - \Sigma^A)^2 - (E - \Sigma^R)^2 - 2(\hbar\omega_c)^2} \left[\frac{1}{(E - \Sigma^R)^2 - n(\hbar\omega_c)^2} - \frac{1}{(E - \Sigma^A)^2 - (n+2)(\hbar\omega_c)^2} \right] \right\} \\
 &= \frac{i\hbar^3 \omega_c^2}{4\pi^2 l_B^2} \sum_n (n+1) \left\{ \frac{1}{(E - \Sigma^R)^2 - (E - \Sigma^A)^2 - 2(\hbar\omega_c)^2} \left[(E - \Sigma^R)g_n^A - (E - \Sigma^A)g_{n+2}^R \right] \right. \\
 &\quad \left. - \frac{1}{(E - \Sigma^A)^2 - (E - \Sigma^R)^2 - 2(\hbar\omega_c)^2} \left[(E - \Sigma^A)g_n^R - (E - \Sigma^R)g_{n+2}^A \right] \right\} \\
 &= \frac{i\hbar^3 \omega_c^2}{8\pi^2 l_B^2} \sum_n (n+1) \left\{ \frac{2i(E - \text{Re}\Sigma)\text{Im}\Sigma - (\hbar\omega_c)^2}{4(E - \text{Re}\Sigma)^2(\text{Im}\Sigma)^2 + (\hbar\omega_c)^4} \left[(E - \Sigma^R)g_n^A - (E - \Sigma^A)g_{n+2}^R \right] \right. \\
 &\quad \left. + \frac{2i(E - \text{Re}\Sigma)\text{Im}\Sigma + (\hbar\omega_c)^2}{4(E - \text{Re}\Sigma)^2(\text{Im}\Sigma)^2 + (\hbar\omega_c)^4} \left[(E - \Sigma^A)g_n^R - (E - \Sigma^R)g_{n+2}^A \right] \right\} \\
 &= \frac{i\hbar^3 \omega_c^2}{8\pi^2 l_B^2} \left\{ \frac{2i(E - \text{Re}\Sigma)\text{Im}\Sigma}{4(E - \text{Re}\Sigma)^2(\text{Im}\Sigma)^2 + (\hbar\omega_c)^4} \left[(E - \Sigma^A)(g_0^R + \sum_{n \geq 1} 2g_n^R) + (E - \Sigma^R)(g_0^A + \sum_{n \geq 1} 2g_n^A) \right] \right. \\
 &\quad \left. + \frac{(\hbar\omega_c)^2}{4(E - \text{Re}\Sigma)^2(\text{Im}\Sigma)^2 + (\hbar\omega_c)^4} \left[(E - \Sigma^A)(g_0^R + \sum_{n \geq 1} 2ng_n^R) - (E - \Sigma^R)(g_0^A + \sum_{n \geq 1} 2ng_n^A) \right] \right\} \\
 &= \frac{i\hbar^3 \omega_c^2}{8\pi^2 l_B^2} \left\{ \frac{2i(E - \text{Re}\Sigma)\text{Im}\Sigma}{4(E - \text{Re}\Sigma)^2(\text{Im}\Sigma)^2 + (\hbar\omega_c)^4} \left[(E - \Sigma^A) \sum_{ns} G_{ns}^R + (E - \Sigma^R) \sum_{ns} G_{ns}^A \right] \right. \\
 &\quad + \frac{(\hbar\omega_c)^2}{4(E - \text{Re}\Sigma)^2(\text{Im}\Sigma)^2 + (\hbar\omega_c)^4} \left[(E - \Sigma^A)G_0^R - (E - \Sigma^R)G_0^A \right] \\
 &\quad + \frac{(\hbar\omega_c)^2}{4(E - \text{Re}\Sigma)^2(\text{Im}\Sigma)^2 + (\hbar\omega_c)^4} \left[\frac{(E - \Sigma^A)(E - \Sigma^R)^2}{(\hbar\omega_c)^2} \sum_{ns} G_{ns}^R - \frac{(E - \Sigma^R)(E - \Sigma^A)^2}{(\hbar\omega_c)^2} \sum_{ns} G_{ns}^A \right] \Big\} \\
 &= \frac{i\hbar^3 \omega_c^2}{8\pi^2 l_B^2} \left\{ \frac{2i(E - \text{Re}\Sigma)\text{Im}\Sigma}{4(E - \text{Re}\Sigma)^2(\text{Im}\Sigma)^2 + (\hbar\omega_c)^4} \left[2(E - \text{Re}\Sigma) \sum_{ns} \text{Re}G_{ns}^R - 2\text{Im}\Sigma \sum_{ns} \text{Im}G_{ns}^R \right] \right. \\
 &\quad + \frac{(\hbar\omega_c)^2}{4(E - \text{Re}\Sigma)^2(\text{Im}\Sigma)^2 + (\hbar\omega_c)^4} \left[\frac{4i(E - \text{Re}\Sigma)\text{Im}\Sigma}{(E - \text{Re}\Sigma)^2 + (\text{Im}\Sigma)^2} \right] \\
 &\quad + \frac{(\hbar\omega_c)^2}{4(E - \text{Re}\Sigma)^2(\text{Im}\Sigma)^2 + (\hbar\omega_c)^4} \frac{(E - \text{Re}\Sigma)^2 + (\text{Im}\Sigma)^2}{(\hbar\omega_c)^2} \left[2i(E - \text{Re}\Sigma) \sum_{ns} \text{Im}G_{ns}^R - 2i\text{Im}\Sigma \sum_{ns} \text{Re}G_{ns}^R \right] \Big\} \\
 &\approx \frac{i\hbar^3 \omega_c^2}{8\pi^2 l_B^2} \left\{ \frac{2iE\text{Im}\Sigma}{4E^2(\text{Im}\Sigma)^2 + (\hbar\omega_c)^4} \left[-2\text{Im}\Sigma \sum_{ns} \text{Im}G_{ns}^R \right] + \frac{(\hbar\omega_c)^2}{4E^2(\text{Im}\Sigma)^2 + (\hbar\omega_c)^4} \left[\frac{4iE\text{Im}\Sigma}{E^2 + (\text{Im}\Sigma)^2} \right] \right. \\
 &\quad \left. + \frac{E^2 + (\text{Im}\Sigma)^2}{4E^2(\text{Im}\Sigma)^2 + (\hbar\omega_c)^4} \left[2iE \sum_{ns} \text{Im}G_{ns}^R \right] \right\} \\
 &= \frac{\hbar^3 \omega_c^2}{4\pi^2 l_B^2} \left\{ \frac{(\hbar\omega_c)^2}{4E^2(\text{Im}\Sigma)^2 + (\hbar\omega_c)^4} \left[\frac{-2E\text{Im}\Sigma}{E^2 + (\text{Im}\Sigma)^2} \right] + \frac{E^2 - (\text{Im}\Sigma)^2}{4E^2(\text{Im}\Sigma)^2 + (\hbar\omega_c)^4} \left[-E \sum_{ns} \text{Im}G_{ns}^R \right] \right\} \\
 &= \frac{\hbar}{2\pi^2 l_B^2} \frac{4\tilde{\omega}_c^2 \tau^2}{1 + 4\tilde{\omega}_c^2 \tau^2} \left[\frac{1}{\frac{2E\tau}{\hbar} + \frac{\hbar}{2E\tau}} \right] + \frac{1}{4} \frac{\tilde{\omega}_c \tau^2}{1 + 4\tilde{\omega}_c^2 \tau^2} [E^2 - (\frac{\hbar}{2\tau})^2] \rho \\
 &\approx \frac{1}{4} \frac{\tilde{\omega}_c \tau^2 E^2}{1 + 4\tilde{\omega}_c^2 \tau^2} \rho
 \end{aligned} \tag{106}$$

$$\begin{aligned}
\eta_H^{II}(E) &= \frac{i\hbar^3 \omega_c^2}{8\pi^2 l_B^2} \int f_\omega d\omega \sum_{nss'} (n+1) \left[G_{n+2,s}^R(\omega) \frac{dG_{ns'}^R(\omega)}{d\omega} - G_{ns'}^R(\omega) \frac{dG_{n+2,s}^R(\omega)}{d\omega} \right] \\
&= \frac{i\hbar^3 \omega_c^2}{8\pi^2 l_B^2} \int f(\omega) d\omega \sum_{nss'} (n+1) \left[\frac{1}{\omega - \Sigma^R - E_{n+2,s}} \frac{-(1 - \partial_\omega \Sigma)}{(\omega - \Sigma^R - E_{ns'})^2} - \frac{1}{\omega - \Sigma^R - E_{ns'}} \frac{-(1 - \partial_\omega \Sigma)}{(\omega - \Sigma^R - E_{n+2,s})^2} \right] \\
&= \frac{i\hbar^3 \omega_c^2}{8\pi^2 l_B^2} \int d\omega f(\omega) [-(1 - \partial_\omega \Sigma)] \sum_{nss'} (n+1) \frac{1}{E_{ns'} - E_{n+2,s}} \left[\frac{1}{\omega - \Sigma^R - E_{n+2,s}} - \frac{1}{\omega - \Sigma^R - E_{ns'}} \right]^2 \\
&= \frac{i\hbar^3 \omega_c^2}{8\pi^2 l_B^2} \int d\omega f(\omega) \sum_{nss'} (n+1) \left\{ \frac{1}{E_{ns'} - E_{n+2,s}} \left[\frac{-(1 - \partial_\omega \Sigma)}{(\omega - \Sigma^R - E_{n+2,s})^2} + \frac{-(1 - \partial_\omega \Sigma)}{(\omega - \Sigma^R - E_{ns'})^2} \right] \right. \\
&\quad \left. + \frac{2(1 - \partial_\omega \Sigma)}{(E_{ns'} - E_{n+2,s})^2} \left[\frac{1}{\omega - \Sigma^R - E_{ns'}} - \frac{1}{\omega - \Sigma^R - E_{n+2,s}} \right] \right\} \\
&= \frac{i\hbar}{8\pi^2 l_B^2} \int d\omega f(\omega) \sum_{ns} (n+1) \left\{ \left[\frac{(1 - \partial_\omega \Sigma) E_{n+2,s}}{(\omega - \Sigma^R - E_{n+2,s})^2} + \frac{(1 - \partial_\omega \Sigma) E_{ns}}{(\omega - \Sigma^R - E_{ns})^2} \right] + 2(1 - \partial_\omega \Sigma)(n+1) \left[\frac{1}{\omega - \Sigma^R - E_{ns}} - \frac{1}{\omega - \Sigma^R - E_{n+2,s}} \right] \right\} \\
&= -\frac{i\hbar}{8\pi^2 l_B^2} \int d\omega [-f'(\omega)] \sum_{ns} (n+1) \left[\frac{E_{n+2,s}}{\omega - \Sigma^R - E_{n+2,s}} + \frac{E_{ns}}{\omega - \Sigma^R - E_{ns}} \right] \\
&\quad + \frac{i\hbar}{4\pi^2 l_B^2} \int d\omega f(\omega) (1 - \partial_\omega \Sigma) \sum_{ns} (n+1)^2 \left[\frac{1}{\omega - \Sigma^R - E_{ns}} - \frac{1}{\omega - \Sigma^R - E_{n+2,s}} \right] \\
&= -\frac{i\hbar}{8\pi^2 l_B^2} \sum_{ns} (n+1) \left[\frac{E - \Sigma^R}{E - \Sigma^R - E_{n+2,s}} + \frac{E - \Sigma^R}{E - \Sigma^R - E_{ns}} - 2 \right] \\
&\quad + \frac{i\hbar}{4\pi^2 l_B^2} \int d\omega f(\omega) (1 - \partial_\omega \Sigma) \sum_{ns} (n+1)^2 \left[\frac{1}{\omega - \Sigma^R - E_{ns}} - \frac{1}{\omega - \Sigma^R - E_{n+2,s}} \right] \\
&= -\frac{i\hbar(E - \Sigma^R)}{8\pi^2 l_B^2} \sum_{ns} (2n + \delta_{n,0}) G_{ns}^R(E) + \frac{i}{\pi^2 l_B^2} \sum_{ns} (n+1) + \frac{i\hbar}{4\pi^2 l_B^2} \int d\omega f(\omega) (1 - \partial_\omega \Sigma) \sum_{ns} (n+1)^2 [G_{ns}^R(\omega) - G_{n+2,s}^R(\omega)]
\end{aligned} \tag{107}$$

where we have used

$$\sum_{s'} \frac{1}{E_{ns'} - E_{n+2,s}} = \frac{-E_{n+2,s}}{(\hbar\omega_c)^2}; \quad \sum_s \frac{1}{E_{ns'} - E_{n+2,s}} = \frac{-E_{ns'}}{(\hbar\omega_c)^2}; \tag{108}$$

$$\sum_{s'} \frac{1}{(E_{ns'} - E_{n+2,s})^2} = \sum_s \frac{1}{(E_{ns'} - E_{n+2,s})^2} = \frac{n+1}{(\hbar\omega_c)^2} \tag{109}$$

We assume $\text{Re}\Sigma \rightarrow 0$, and the real part of η_H^{II} is

$$\text{Re}\eta_H^{II} = \frac{\hbar}{8\pi^2 l_B^2} \left\{ E \sum_{ns} (2n + \delta_{n,0}) \text{Im}G_{ns}^R(E) - 2 \int d\omega f(\omega) (1 - \partial_\omega \Sigma) \sum_{ns} (n+1)^2 [\text{Im}G_{ns}^R(\omega) - \text{Im}G_{n+2,s}^R(\omega)] \right\} \tag{110}$$

Since the broaden of the Landau level will strikingly affect the value of $\text{Im}G_{ns}^R(\omega) - \text{Im}G_{n+2,s}^R(\omega)$, the real part of η_H^{II} is evaluated in the separated Landau levels region and overlapped Landau levels region, respectively.

In separated Landau levels region,

$$\begin{aligned}
\text{Re}\eta_H^{II}(E) &\approx \frac{\hbar E}{4\pi^2 l_B^2} \sum_{ns} n \text{Im}G_{ns}^R(E) + \frac{\hbar}{4\pi^2 l_B^2} \int d\omega f(\omega) \sum_{ns} (n+1)^2 [\delta(\omega - E_{ns}) - \delta(\omega - E_{n+2,s})] \\
&= \frac{\hbar}{4\pi^2 l_B^2} \frac{E^3}{(\hbar\omega)^2} \sum_{ns} \text{Im}G_{ns}^R(E) + \text{sgn}(E) \frac{\hbar}{4\pi^2 l_B^2} \left[\sum_{n=0}^N (n+1)^2 - \sum_{n=0}^{N-1} (n+1)^2 \right] \\
&= -\frac{E^2 \rho}{16\tilde{\omega}_c} + \text{sgn}(E) \frac{\hbar}{4\pi^2 l_B^2} (2N^2 + 2N + 1)
\end{aligned} \tag{111}$$

where

$$\sum_{ns} nG_{ns} = \frac{(E - \Sigma)^2}{(\hbar\omega_c)^2} \sum_{ns} G_{ns} - \frac{E - \Sigma}{(\hbar\omega_c)^2} (2N_c - 1) \quad (112)$$

In overlapped Landau levels region,

$$\begin{aligned} \text{Re}\eta_H^{II}(E) &= \frac{\hbar(E - \Sigma^R)}{4\pi^2 l_B^2} \sum_{ns} n \text{Im}G_{ns}^R(E) - \frac{\hbar}{4\pi^2 l_B^2} \int d\omega f(\omega) \sum_{ns} (4n + \delta_{n,0}) \text{Im}G_{ns}^R(\omega) \\ &\approx \frac{\hbar}{4\pi^2 l_B^2} \frac{E^3}{(\hbar\omega)^2} \sum_{ns} \text{Im}G_{ns}^R(E) - \frac{\hbar}{\pi^2 l_B^2} \int d\omega f(\omega) \frac{\omega^2}{(\hbar\omega_c)^2} \sum_{ns} \text{Im}G_{ns}^R(\omega) \\ &= -\frac{\hbar}{2(\hbar\omega)^2} E^3 \rho(E) + \frac{2\hbar}{(\hbar\omega_c)^2} \int_0^E d\omega \omega^2 \rho(\omega) \end{aligned} \quad (113)$$

Since $\rho(\omega) \propto \text{Im}\Sigma(\omega) \propto \omega$ in this region, the above equation is approximately vanished,

$$\text{Re}\eta_H^{II}(E) \approx -\frac{\hbar}{2(\hbar\omega)^2} E^3 \rho(E) + \frac{2\hbar}{(\hbar\omega_c)^2} \frac{E^3 \rho(E)}{4} = 0 \quad (114)$$

VIII. DERIVATION OF DYNAMIC SHEAR VISCOSITY $\eta_s(\Omega)$ IN THE PRESENCE $B = 0$

$$\begin{aligned}
\text{Re}\eta_s^{LM}(\Omega) &= \text{Re} \frac{\hbar^3 v_f^2}{8\pi^2 \Omega} \int_{E-\Omega}^E d\omega \int dk k^3 \frac{2(\omega + \Omega - \Sigma_{\omega+\Omega}^L)}{(\omega + \Omega - \Sigma_{\omega+\Omega}^L)^2 - (\hbar v_f k)^2} \frac{2(\omega - \Sigma_{\omega}^M)}{(\omega - \Sigma_{\omega}^M)^2 - (\hbar v_f k)^2} \\
&= \text{Re} \frac{\hbar^3 v_f^2}{2\pi^2 \Omega} \int_{E-\Omega}^E \frac{(\omega + \Omega - \Sigma_{\omega+\Omega}^L)(\omega - \Sigma_{\omega}^M)}{(\omega + \Omega - \Sigma_{\omega+\Omega}^L)^2 - (\omega - \Sigma_{\omega}^M)^2} d\omega \int dk k^3 \frac{1}{(\omega - \Sigma_{\omega}^M)^2 - (\hbar v_f k)^2} - \frac{1}{(\omega + \Omega - \Sigma_{\omega+\Omega}^L)^2 - (\hbar v_f k)^2} \\
&= \text{Re} \frac{\hbar}{2\pi^2 \Omega} \int_{E-\Omega}^E \frac{(\omega + \Omega - \Sigma_{\omega+\Omega}^L)(\omega - \Sigma_{\omega}^M)}{(\omega + \Omega - \Sigma_{\omega+\Omega}^L)^2 - (\omega - \Sigma_{\omega}^M)^2} d\omega \int dk k \frac{(\omega - \Sigma_{\omega}^M)^2}{(\omega - \Sigma_{\omega}^M)^2 - (\hbar v_f k)^2} - \frac{(\omega + \Omega - \Sigma_{\omega+\Omega}^L)^2}{(\omega + \Omega - \Sigma_{\omega+\Omega}^L)^2 - (\hbar v_f k)^2} \\
&\stackrel{\text{SCBA}}{\approx} \text{Re} \frac{\hbar}{2\pi^2 \Omega} \int_{E-\Omega}^E \frac{(\omega + \Omega - \Sigma_{\omega+\Omega}^L)(\omega - \Sigma_{\omega}^M)}{(\omega + \Omega - \Sigma_{\omega+\Omega}^L)^2 - (\omega - \Sigma_{\omega}^M)^2} d\omega \frac{A}{2(\hbar v_f)^2} [(\omega - \Sigma_{\omega}^M)\Sigma_{\omega}^M - (\omega + \Omega - \Sigma_{\omega+\Omega}^L)\Sigma_{\omega+\Omega}^L] \\
&= \text{Re} \frac{A}{4\pi^2 \hbar v_f^2 \Omega} \int_{E-\Omega}^E d\omega \frac{(\omega + \Omega - \Sigma_{\omega+\Omega}^L)(\omega - \Sigma_{\omega}^M)}{(\omega + \Omega - \Sigma_{\omega+\Omega}^L)^2 - (\omega - \Sigma_{\omega}^M)^2} [(\omega - \Sigma_{\omega}^M)\Sigma_{\omega}^M - (\omega + \Omega - \Sigma_{\omega+\Omega}^L)\Sigma_{\omega+\Omega}^L] \\
&= \text{Re} \frac{A}{16\pi^2 \hbar v_f^2 \Omega} \int_{E-\Omega}^E d\omega \left[\frac{2\omega + \Omega - \Sigma_{\omega+\Omega}^L - \Sigma_{\omega}^M}{\Omega - \Sigma_{\omega+\Omega}^L + \Sigma_{\omega}^M} - \frac{\Omega - \Sigma_{\omega+\Omega}^L + \Sigma_{\omega}^M}{2\omega + \Omega - \Sigma_{\omega+\Omega}^L - \Sigma_{\omega}^M} \right] \\
&\quad \left[(\Sigma_{\omega+\Omega}^L + \Sigma_{\omega}^M)(\Sigma_{\omega+\Omega}^L - \Sigma_{\omega}^M) - \frac{\Omega}{2}(\Sigma_{\omega+\Omega}^L + \Sigma_{\omega}^M) - \frac{2\omega + \Omega}{2}(\Sigma_{\omega+\Omega}^L - \Sigma_{\omega}^M) \right] \\
&\stackrel{\text{Re}\Sigma \rightarrow 0}{\approx} \text{Re} \frac{A}{32\pi^2 \hbar v_f^2 \Omega} \int_{E-\Omega}^E d\omega \left(\frac{2\omega + \Omega + i\Gamma_+^{LM}}{\Omega + i\Gamma_-^{LM}} - \frac{\Omega + i\Gamma_-^{LM}}{2\omega + \Omega + i\Gamma_+^{LM}} \right) [-2\Gamma_+^{LM}\Gamma_-^{LM} + i((2\omega + \Omega)\Gamma_-^{LM} + \Omega\Gamma_+^{LM})] \\
&= \text{Re} \frac{A}{32\pi^2 \hbar v_f^2 \Omega} \int_{E-\Omega}^E d\omega \left\{ -2\Gamma_+^{LM}\Gamma_-^{LM} + i[(2\omega + \Omega)\Gamma_-^{LM} + \Omega\Gamma_+^{LM}] \right\} \\
&\quad \left\{ \frac{\Omega(2\omega + \Omega) + \Gamma_+^{LM}\Gamma_-^{LM} - i[(2\omega + \Omega)\Gamma_-^{LM} - \Omega\Gamma_+^{LM}]}{\Omega^2 + (\Gamma_-^{LM})^2} - \frac{\Omega(2\omega + \Omega) + \Gamma_+^{LM}\Gamma_-^{LM} + i[(2\omega + \Omega)\Gamma_-^{LM} - \Omega\Gamma_+^{LM}]}{(2\omega + \Omega)^2 + (\Gamma_+^{LM})^2} \right\} \\
&= \frac{A}{32\pi^2 \hbar v_f^2 \Omega} \int_{E-\Omega}^E d\omega \left\{ \frac{-2\Omega(2\omega + \Omega)\Gamma_+^{LM}\Gamma_-^{LM} - 2(\Gamma_+^{LM})^2(\Gamma_-^{LM})^2 + [(2\omega + \Omega)\Gamma_-^{LM}]^2 - [\Omega\Gamma_+^{LM}]^2}{\Omega^2 + (\Gamma_-^{LM})^2} \right. \\
&\quad \left. - \frac{-2\Omega(2\omega + \Omega)\Gamma_+^{LM}\Gamma_-^{LM} - 2(\Gamma_+^{LM})^2(\Gamma_-^{LM})^2 - [(2\omega + \Omega)\Gamma_-^{LM}]^2 + [\Omega\Gamma_+^{LM}]^2}{(2\omega + \Omega)^2 + (\Gamma_+^{LM})^2} \right\} \\
&= \frac{A}{32\pi^2 \hbar v_f^2 \Omega} \int_{E-\Omega}^E d\omega \left\{ \frac{[(2\omega + \Omega)\Gamma_-^{LM} - \Omega\Gamma_+^{LM}]^2 - 2(\Gamma_+^{LM})^2[\Omega^2 + (\Gamma_-^{LM})^2]}{\Omega^2 + (\Gamma_-^{LM})^2} \right. \\
&\quad \left. - \frac{[(2\omega + \Omega)\Gamma_-^{LM} - \Omega\Gamma_+^{LM}]^2 - 2(\Gamma_-^{LM})^2[(2\omega + \Omega)^2 + (\Gamma_+^{LM})^2]}{(2\omega + \Omega)^2 + (\Gamma_+^{LM})^2} \right\} \\
&= \frac{A}{16\pi^2 \hbar v_f^2 \Omega} \int_{E-\Omega}^E d\omega \left\{ (\Gamma_-^{LM})^2 - (\Gamma_+^{LM})^2 + \frac{[(2\omega + \Omega)\Gamma_-^{LM} - \Omega\Gamma_+^{LM}]^2}{2} \left[\frac{1}{\Omega^2 + (\Gamma_-^{LM})^2} - \frac{1}{(2\omega + \Omega)^2 + (\Gamma_+^{LM})^2} \right] \right\}
\end{aligned} \tag{115}$$

where we have introduced $-i\Gamma_+^{LM} = \Sigma_{\omega+\Omega}^L + \Sigma_{\omega}^M$ and $-i\Gamma_-^{LM} = \Sigma_{\omega+\Omega}^L - \Sigma_{\omega}^M$.

At first, we consider the condition $E \approx 0 \ll \Omega$ so that $\omega < 0 < \omega + \Omega$. Combining the analytic solutions of self-energy, one can get

$$\begin{aligned}
-i\Gamma_+^{RA} &= \Sigma_{\omega+\Omega}^R + \Sigma_{\omega}^A = -i[\Gamma_0 + \frac{\pi}{A}(\omega + \Omega) - \Gamma_0 + \frac{\pi}{A}\omega] = -i\frac{\pi}{A}(2\omega + \Omega) \\
-i\Gamma_-^{RA} &= \Sigma_{\omega+\Omega}^R - \Sigma_{\omega}^A = -i[\Gamma_0 + \frac{\pi}{A}(\omega + \Omega) + \Gamma_0 - \frac{\pi}{A}\omega] = -i(2\Gamma_0 + \frac{\pi}{A}\Omega) \\
-i\Gamma_+^{RR} &= \Sigma_{\omega+\Omega}^R + \Sigma_{\omega}^R = -i[\Gamma_0 + \frac{\pi}{A}(\omega + \Omega) + \Gamma_0 - \frac{\pi}{A}\omega] = -i(2\Gamma_0 + \frac{\pi}{A}\Omega) \\
-i\Gamma_-^{RR} &= \Sigma_{\omega+\Omega}^R - \Sigma_{\omega}^R = -i[\Gamma_0 + \frac{\pi}{A}(\omega + \Omega) - \Gamma_0 + \frac{\pi}{A}\omega] = -i\frac{\pi}{A}(2\omega + \Omega)
\end{aligned} \tag{116}$$

so that

$$\begin{aligned}
\text{Re}\eta_s^{RA}(\Omega) &= \frac{A}{16\pi^2\hbar v_f^2\Omega} \int_{-\Omega}^0 d\omega \left\{ (\Gamma_-^{RA})^2 - (\Gamma_+^{RA})^2 + \frac{[(2\omega + \Omega)\Gamma_-^{RA} - \Omega\Gamma_+^{RA}]^2}{2} \left[\frac{1}{\Omega^2 + (\Gamma_-^{RA})^2} - \frac{1}{(2\omega + \Omega)^2 + (\Gamma_+^{RA})^2} \right] \right\} \\
&= \frac{A}{16\pi^2\hbar v_f^2\Omega} \int_{-\Omega}^0 d\omega \left\{ (2\Gamma_0 + \frac{\pi}{A}\Omega)^2 - \frac{\pi^2}{A^2}(2\omega + \Omega)^2 + 2\Gamma_0^2(2\omega + \Omega)^2 \left[\frac{1}{\Omega^2 + (2\Gamma_0 + \frac{\pi}{A}\Omega)^2} - \frac{1}{(1 + \frac{\pi^2}{A^2})(2\omega + \Omega)^2} \right] \right\} \\
&\stackrel{\Gamma_0 \rightarrow 0}{\approx} \frac{1}{16\hbar v_f^2\Omega} \frac{1}{A} \int_{-\Omega}^0 d\omega \left\{ \Omega^2 - (2\omega + \Omega)^2 \right\} \\
&= \frac{1}{16\hbar v_f^2} \frac{2\Omega^2}{3A}
\end{aligned} \tag{117}$$

and

$$\begin{aligned}
\text{Re}\eta_s^{RR}(\Omega) &\approx \frac{A}{16\pi^2\hbar v_f^2\Omega} \int_{-\Omega}^0 d\omega \left\{ (\Gamma_-^{RR})^2 - (\Gamma_+^{RR})^2 + \frac{[(2\omega + \Omega)\Gamma_-^{RR} - \Omega\Gamma_+^{RR}]^2}{2} \left[\frac{1}{\Omega^2} - \frac{\pi}{\Gamma_+^{RR}}\delta(2\omega + \Omega) \right] \right\} \\
&= \frac{A}{16\pi^2\hbar v_f^2\Omega} \int_{-\Omega}^0 d\omega \left\{ \frac{\pi^2}{A^2}(2\omega + \Omega)^2 - (2\Gamma_0 + \frac{\pi}{A}\Omega)^2 + \frac{[\frac{\pi}{A}(2\omega + \Omega)^2 - \Omega(2\Gamma_0 + \frac{\pi}{A}\Omega)]^2}{2\Omega^2} \right\} \\
&\quad - \frac{A}{16\pi^2\hbar v_f^2\Omega} \frac{\pi}{2} \Omega^2 (2\Gamma_0 + \frac{\pi}{A}\Omega) \\
&= \frac{A}{16\pi^2\hbar v_f^2\Omega} \left[\frac{\pi^2}{A^2} \frac{\Omega^3}{3} - (2\Gamma_0 + \frac{\pi}{A}\Omega)^2 \Omega + \frac{\pi^2}{A^2} \frac{\Omega^3}{10} - \frac{\pi}{A} (2\Gamma_0 + \frac{\pi}{A}\Omega) \frac{\Omega^2}{3} + (2\Gamma_0 + \frac{\pi}{A}\Omega)^2 \frac{\Omega}{2} - \frac{\pi}{2} \Omega^2 (2\Gamma_0 + \frac{\pi}{A}\Omega) \right] \\
&\stackrel{\Gamma_0 \rightarrow 0}{\approx} \frac{\Omega^2}{16\hbar v_f^2} \left[-\frac{1}{2} - \frac{2}{5A} \right]
\end{aligned} \tag{118}$$

Thus the total real part of dynamic shear viscosity in the condition $E \approx 0 \ll \Omega$ is

$$\eta_s(\Omega) = \text{Re}\eta_s^{RA}(\Omega) - \text{Re}\eta_s^{RR}(\Omega) = \frac{\Omega^2}{16\hbar v_f^2} \left(\frac{1}{2} + \frac{16}{15} \frac{1}{A} \right) \tag{119}$$

Then, we consider the condition $0 < \Omega \ll E$ so that $0 < \omega \lesssim \omega + \Omega$. Combining the analytic solutions of self-energy, one can get

$$\begin{aligned}
-i\Gamma_+^{RA} &= \Sigma_{\omega+\Omega}^R + \Sigma_\omega^A = -i[\Gamma_0 + \frac{\pi}{A}(\omega + \Omega) - \Gamma_0 - \frac{\pi}{A}\omega] = -i\frac{\pi}{A}\Omega \\
-i\Gamma_-^{RA} &= \Sigma_{\omega+\Omega}^R - \Sigma_\omega^A = -i[\Gamma_0 + \frac{\pi}{A}(\omega + \Omega) + \Gamma_0 + \frac{\pi}{A}\omega] = -i[2\Gamma_0 + \frac{\pi}{A}(2\omega + \Omega)] \\
-i\Gamma_+^{RR} &= \Sigma_{\omega+\Omega}^R + \Sigma_\omega^R = -i[\Gamma_0 + \frac{\pi}{A}(\omega + \Omega) + \Gamma_0 + \frac{\pi}{A}\omega] = -i[2\Gamma_0 + \frac{\pi}{A}(2\omega + \Omega)] \\
-i\Gamma_-^{RR} &= \Sigma_{\omega+\Omega}^R - \Sigma_\omega^R = -i[\Gamma_0 + \frac{\pi}{A}(\omega + \Omega) - \Gamma_0 - \frac{\pi}{A}\omega] = -i\frac{\pi}{A}\Omega
\end{aligned} \tag{120}$$

so that

$$\begin{aligned}
\text{Re}\eta_s^{RA}(\Omega) &= \frac{A}{16\pi^2\hbar v_f^2\Omega} \int_{E-\Omega}^E d\omega \left\{ (\Gamma_-^{RA})^2 - (\Gamma_+^{RA})^2 + \frac{[(2\omega + \Omega)\Gamma_-^{RA} - \Omega\Gamma_+^{RA}]^2}{2} \left[\frac{1}{\Omega^2 + (\Gamma_-^{RA})^2} - \frac{1}{(2\omega + \Omega)^2 + (\Gamma_+^{RA})^2} \right] \right\} \\
&= \frac{A}{16\pi^2\hbar v_f^2\Omega} \int_{E-\Omega}^E d\omega \left\{ [2\Gamma_0 + \frac{\pi}{A}(2\omega + \Omega)]^2 - \frac{\pi^2}{A^2}\Omega^2 + \frac{[(2\omega + \Omega)[2\Gamma_0 + \frac{\pi}{A}(2\omega + \Omega)] - \frac{\pi}{A}\Omega^2]^2}{2} \right. \\
&\quad \left. \left[\frac{1}{\Omega^2 + [2\Gamma_0 + \frac{\pi}{A}(2\omega + \Omega)]^2} - \frac{1}{(2\omega + \Omega)^2 + \frac{\pi^2}{A^2}\Omega^2} \right] \right\} \\
&\approx \frac{A}{16\pi^2\hbar v_f^2} \left\{ [2\Gamma_0 + \frac{\pi}{A}(2E + \Omega)]^2 - \frac{\pi^2}{A^2}\Omega^2 + \frac{[(2E + \Omega)[2\Gamma_0 + \frac{\pi}{A}(2E + \Omega)] - \frac{\pi}{A}\Omega^2]^2}{2} \right. \\
&\quad \left. \left[\frac{1}{\Omega^2 + [2\Gamma_0 + \frac{\pi}{A}(2E + \Omega)]^2} - \frac{1}{(2E + \Omega)^2 + \frac{\pi^2}{A^2}\Omega^2} \right] \right\} \\
&\approx \frac{A}{16\pi^2\hbar v_f^2} \left(\frac{\pi^2}{A^2}4E^2 + \frac{8E^4}{\frac{A^2}{\pi^2}\Omega^2 + 4E^2} \right)
\end{aligned} \tag{121}$$

and

$$\begin{aligned}
\text{Re}\eta_s^{RR}(\Omega) &= \frac{A}{16\pi^2\hbar v_f^2\Omega} \int_{E-\Omega}^E d\omega \left\{ (\Gamma_-^{RR})^2 - (\Gamma_+^{RR})^2 + \frac{[(2\omega + \Omega)\Gamma_-^{RR} - \Omega\Gamma_+^{RR}]^2}{2} \left[\frac{1}{\Omega^2 + (\Gamma_-^{RR})^2} - \frac{1}{(2\omega + \Omega)^2 + (\Gamma_+^{RR})^2} \right] \right\} \\
&= \frac{A}{16\pi^2\hbar v_f^2\Omega} \int_{E-\Omega}^E d\omega \left\{ \frac{\pi^2}{A^2}\Omega^2 - [2\Gamma_0 + \frac{\pi}{A}(2\omega + \Omega)]^2 + \frac{[(2\omega + \Omega)\frac{\pi}{A}\Omega - \Omega[2\Gamma_0 + \frac{\pi}{A}(2\omega + \Omega)]]^2}{2} \right. \\
&\quad \left. \left[\frac{1}{\Omega^2 + \frac{\pi^2}{A^2}\Omega^2} - \frac{1}{(2\omega + \Omega)^2 + [2\Gamma_0 + \frac{\pi}{A}(2\omega + \Omega)]^2} \right] \right\} \\
&\approx \frac{A}{16\pi^2\hbar v_f^2} \left\{ \frac{\pi^2}{A^2}\Omega^2 - [2\Gamma_0 + \frac{\pi}{A}(2E + \Omega)]^2 + \frac{[(2E + \Omega)\frac{\pi}{A}\Omega - \Omega[2\Gamma_0 + \frac{\pi}{A}(2E + \Omega)]]^2}{2} \right. \\
&\quad \left. \left[\frac{1}{\Omega^2 + \frac{\pi^2}{A^2}\Omega^2} - \frac{1}{(2E + \Omega)^2 + [2\Gamma_0 + \frac{\pi}{A}(2E + \Omega)]^2} \right] \right\} \\
&\approx -\frac{A}{16\pi^2\hbar v_f^2} \frac{\pi^2}{A^2}4E^2
\end{aligned} \tag{122}$$

where we have used on shell assumption $\int_{E-\Omega}^E d\omega = \Omega \int \delta(\omega - E)d\omega$. Thus the total real part of dynamic shear viscosity in the condition $0 < \Omega \ll E$ is

$$\eta_s(\Omega) = \text{Re}\eta_s^{RA}(\Omega) - \text{Re}\eta_s^{RR}(\Omega) = \frac{AE^2}{2\pi^2\hbar v_f^2} \left(\frac{\pi^2}{A^2} + \frac{E^2}{\frac{A^2}{\pi^2}\Omega^2 + 4E^2} \right) \tag{123}$$

¹ J. E. Avron, Odd viscosity, J. Stat. Phys. **92**, 543 (1998).

² Barry Bradlyn, Moshe Goldstein, and N. Read, Kubo formulas for viscosity: Hall viscosity, Ward identities, and the relation with conductivity, Phys. Rev. B **86**, 245309 (2012).

³ Mohammad Sherafati, Alessandro Principi, and Giovanni Vignale, Hall viscosity and electromagnetic response of electrons in graphene, Phys. Rev. B **94**, 125427 (2016).

⁴ Francesco M. D. Pellegrino, Iacopo Torre, and Marco Polini, Nonlocal transport and the Hall viscosity of two-dimensional hydrodynamic electron liquids, Phys. Rev. B **96**, 195401 (2017).

⁵ O. H. Nielsen and Richard M. Martin, Quantum-mechanical theory of stress and force, Phys. Rev. B **32**, 3780 (1985).

⁶ Pijush K. Kundu and Ira M. Cohen, *Fluid Mechanics*, Fourth Edition, Elsevier (2008).

⁷ Y. B. Band and Y. Avishai, *Quantum mechanics with applications to nanotechnology and information science*, Academic Press (2013).

⁸ N. Read and E. H. Rezayi, Hall viscosity, orbital spin, and geometry: Paired superfluids and quantum Hall systems, Phys. Rev. B **84**, 085316 (2011).

- ⁹ L. D. Landau and E. M. Lifshitz, *Theory of elasticity*, Second Edition, Elsevier (1970).
- ¹⁰ Igor S. Burmistrov, Moshe Goldstein, Mordecai Kot, Vladislav D. Kurilovich, and Pavel D. Kurilovich, Dissipative and Hall Viscosity of a Disordered 2D Electron Gas, *Phys. Rev. Lett.* **123**, 026804 (2019).
- ¹¹ D. N. Blaschke, R. Gieres. M. Reboud, and M. Schweda, The energy-momentum tensor(s) in classical gauge theories, *Nucl. Phys.* **B912**, 192 (2016).
- ¹² Angel Fierros Palacios, *The Hamilton-Type Principle in Fluid Dynamics*, Springer, Vienna (2006).
- ¹³ Julia M. Link, Daniel E. Sheehy, Boris N. Narozhny, and Jörg Schmalian, Elastic response of the electron fluid in intrinsic graphene: The collisionless region, *Phys. Rev. B* **98**, 195103 (2018).
- ¹⁴ Pranav Rao and Barry Bradlyn, Hall Viscosity in Quantum Systems with Discrete Symmetry: Point Group and Lattice Anisotropy, *Phys. Rev. X* **10**, 021005 (2020).
- ¹⁵ Proof of symmetry of \mathcal{J}'_{ij} : $\mathcal{J}'_{ij} - \mathcal{J}'_{ji} = -(x_i p_j - x_j p_i) - \frac{i\hbar}{4}[\sigma_i, \sigma_j] = -\epsilon^{ijk} L_k + \epsilon^{ijk} \frac{\hbar}{2} \sigma_k = 0$, since the pseudospin of graphene is commonly thought to be analogous to a spin 1/2 angular momentum.
- ¹⁶ V. A. Zakharov and I. S. Burmistrov, Residual bulk viscosity of a disordered two-dimensional electron gas, *Phys. Rev. B* **103**, 235305 (2021).
- ¹⁷ Gerald D. Mahan *Many-Particle Physics* (Springer, BerlinHeidelberg, 2000).
- ¹⁸ Henrik Bruus and Karsten Flensberg, *Many-body quantum theory in condensed matter physics* (Oxford University Press, New York, 2004).