

Perspectives of microwave quantum key distribution in open-air

F. Fesquet,^{1,2,*} F. Kronowetter,^{1,2,3} M. Renger,^{1,2} Q. Chen,^{1,2} K. Honasoge,^{1,2}
O. Gargiulo,^{1,2} Y. Nojiri,^{1,2} A. Marx,¹ F. Deppe,^{1,2,4} R. Gross,^{1,2,4} and K. G. Fedorov^{1,2,†}

¹Walther-Meißner-Institut, Bayerische Akademie der Wissenschaften, 85748 Garching, Germany

²Physik-Department, Technische Universität München, 85748 Garching, Germany

³Rohde & Schwarz GmbH & Co. KG, Mühldorfstraße 15, 81671 Munich, Germany

⁴Munich Center for Quantum Science and Technology (MCQST), Schellingstr. 4, 80799 Munich, Germany

One of the cornerstones of quantum communication is the unconditionally secure distribution of classical keys between remote parties. This key feature of quantum technology is based on the quantum properties of propagating electromagnetic waves, such as entanglement, or the no-cloning theorem. However, these quantum resources are known to be susceptible to noise and losses, which are omnipresent in open-air communication scenarios. In this work, we theoretically investigate the perspectives of continuous-variable open-air quantum key distribution at microwave frequencies. In particular, we present a model describing the coupling of propagating microwaves with a noisy environment. Using a protocol based on displaced squeezed states, we demonstrate that continuous-variable quantum key distribution with propagating microwaves can be unconditionally secure at room temperature up to distances of around 200 meters. Moreover, we show that microwaves can potentially outperform conventional quantum key distribution at telecom wavelength at imperfect weather conditions.

I. INTRODUCTION

Quantum key distribution (QKD) can be defined as a method to securely exchange a common key between two parties, conventionally referred to as Alice and Bob. QKD has attracted increasing interest over the last decades due to the promise of unconditionally secure communication while maintaining high secret key rates [1, 2]. The security of commonly used classical encryption schemes, or key agreement protocols, is based on asymmetric mathematical problems which cannot be easily inverted by classical methods. Prominent examples are the Diffie-Hellman algorithm or the RSA code [3, 4]. In contrast, QKD relies on the fact that unconditional security is provided by the fundamental laws of quantum mechanics, taking advantage of unique quantum resources, such as entanglement [5], or notably, the no-cloning theorem [6]. In QKD based on continuous-variable (CV) quantum states (CV-QKD), one encodes information in conjugate electromagnetic field quadratures, according to various specific protocols [7]. In particular, CV-QKD protocols provide a powerful alternative to QKD based on discrete-variable (DV) quantum states (DV-QKD), due to potentially higher secret key rates and being compatible with the existing communication infrastructure [8, 9].

First successful realizations of QKD protocols have been implemented at the near-infrared regime at so-called telecom wavelengths (780-850 nm and 1520-1600 nm wavelength) [10], where a significant progress has been achieved with the recent realization of ground-to-satellite QKD networks [11]. A particular reason for this choice of frequencies is the low atmospheric absorption on the order of 1.0×10^{-2} dB/km [12]. However, in the light of recent impressive achievements with superconducting quantum circuits operating in the microwave regime [13–16] and due to the lack of efficient

microwave-to-optical frequency transducers, a natural choice is to consider quantum communication and QKD in the associated microwave regime. Here, superconducting Josephson parametric amplifiers (JPAs) represent a robust source of quantum states in the form of squeezed microwaves. Flux-driven JPAs routinely generate microwave squeezed states with squeezing levels up to 10 dB below the vacuum limit [17–19].

In this work, we focus on a theoretical analysis of a particular one-way communication prepare-and-measure CV-QKD protocol with Gaussian modulation [20] for the microwave wavelength range of 30-300 mm, corresponding to the frequency range of 1-10 GHz. We analyze the potential of this protocol for open-air microwave quantum communication (MQC), considering realistic atmospheric conditions. We compare its performance to a traditional implementation at the telecom wavelength of 1550 nm (193.55 THz). We model the signal readout with a homodyne detection, since the information is encoded only in one of the two electromagnetic field quadratures. In the last step, signal detection is followed by a one-way classical reconciliation, or error correction, protocol. There, an important distinction must be made between either direct reconciliation (DR) or reverse reconciliation (RR) [21]. In DR, the one-way communication is performed from Alice to Bob. As a result, Alice's key is used as a reference which Bob tries to estimate from the data he obtained after the communication. On contrary in RR, the one-way communication goes from Bob to Alice, where Bob's measured key is estimated by Alice.

In Sections II and III, we introduce all relevant elements for a practical implementation of the CV-QKD protocol in the microwave regime. We perform a quantitative analysis of the secret key rate and secure distance, assuming either DR or RR with an ideal reconciliation efficiency in the asymptotic case, i.e., in the case of Alice and Bob exchanging an infinitely long key. We additionally present a model based on beam splitter transformations to describe the coupling of propagating microwaves with a bright microwave thermal background. Our results show that microwave CV-QKD can be well suited for

* florian.fesquet@wmi.badw.de

† kirill.fedorov@wmi.badw.de

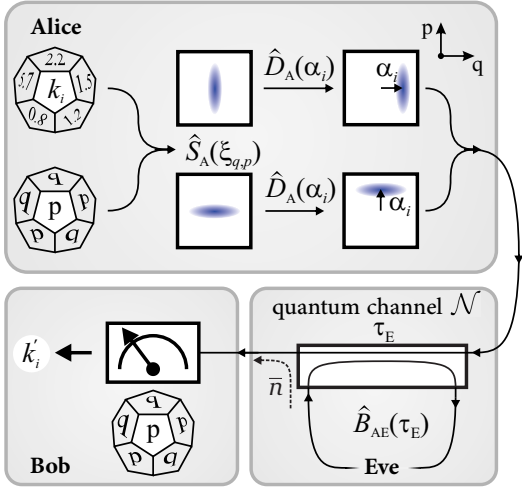


Figure 1. General scheme of a QKD protocol based on displaced squeezed states. Here, Alice starts by generating a random continuous-variable number k_i corresponding to Alice's symbol and randomly choosing among one of the two possible encoding bases, q or p . This procedure results in propagating states which are squeezed along one or the other quadrature with the complex squeezing amplitude ξ . Every symbol k_i is encoded via a displacement amplitude α_i , such that $|\alpha_i| = |k_i|$. The resulting displaced squeezed state is sent through a quantum channel \mathcal{N} with transmissivity τ_E . This channel is assumed to be under full control of a potential eavesdropper, Eve, who also induces extra noise photons \bar{n} . At the end, Bob receives a state which he measures in a random basis q or p in order to obtain an estimate, k'_i , of the original symbol.

short-distance open-air communication scenarios. In particular, in Section IV we find that the microwave CV-QKD protocol may produce higher secure key rates than its telecom counterpart. We conclude our discussion in Section V with a study of weather effects for the particular common cases of rain and haze. We find that MQC secure communication distances are almost unchanged as compared to ideal dry weather conditions. This is in striking contrast to the telecom protocols.

II. QUANTUM KEY DISTRIBUTION PROTOCOL WITH CONTINUOUS VARIABLES

First, we consider a prepare-and-measure CV-QKD protocol, independent of a particular hardware platform and frequency range, as described in Ref. 20. A corresponding scheme is shown in Fig. 1. Here, Alice transmits to Bob a Gaussian-modulated random key $\mathcal{K} = \{k_1, \dots, k_i, \dots, k_n\}$. This key is a string of real numbers k_i , randomly chosen from a Gaussian distribution with variance σ_A^2 . To this end, Alice prepares a q -squeezed or p -squeezed state [15], with both states having an equal chance of being selected. Each symbol, k_i , is then encoded as a displacement amplitude, α_i , of each squeezed state such that $|\alpha_i| = |k_i|$. Averaging over various states of Alice results in a thermal state, preventing Eve from extracting any information on the encoding basis

and encoded symbols. This imposes an additional constraint $\sigma_s^2 + \sigma_A^2 = \sigma_{as}^2$, where we denote the squeezed and anti-squeezed quadrature variance as σ_s^2 and σ_{as}^2 , respectively. The resulting displaced squeezed state propagates through a lossy and noisy quantum channel \mathcal{N} before being received and measured by Bob with a local homodyne measurement. After repeating this process for each of Alice's symbols, Bob obtains a measured key $\mathcal{K}' = \{k'_1, \dots, k'_i, \dots, k'_n\}$, representing an estimation of Alice's key \mathcal{K} .

In order to obtain a common secret key, Alice and Bob perform a one-way classical postprocessing. The first step, known as sifting of the keys, consists of producing compatible data, discarding any measurement where encoding and measurement basis disagree. The second step, commonly referred to as parameter estimation, allows to obtain an upper bound on the amount of information lost in the quantum channel. Then, a classical reconciliation algorithm, depending on whether DR or RR has been chosen, is used to generate a common key. This performance of this algorithm is characterized with a reconciliation efficiency β . Alice and Bob further proceed to a confirmation step to validate a recovered common key. Finally, a classical privacy amplification algorithm produces a secret key, discarding any eavesdropped bits common key.

To describe the quantum channel \mathcal{N} , we quantify losses using a quantum channel transmissivity τ_E and quantum channel noise, \bar{n} which represents an average noise photon number referred to the output of the channel. Generally, these losses and noise represent interactions between the propagating states and environment. In the worst case, from the standpoint of security, the quantum channel is under the full control of a potential eavesdropper, Eve. This implies that our estimated secure bit rates is a lower bound of realistically achievable secure bit rates. Here, we analyze an asymptotic case, where Alice communicates an infinitely long key, $n \rightarrow \infty$. Using this assumption, we can avoid finite-size effects [22] and restrict our analysis to collective Gaussian attacks [23], while considering them as the most general attacks.

In collective Gaussian attacks, all physical Gaussian states remain Gaussian states throughout the quantum communication. Additionally, Eve is assumed to interact individually with each state sent by Alice and to store all her extracted states in a quantum memory before applying a joint measurement on her state ensemble at the end of the classical postprocessing. Then, Eve's eavesdropping attack can be extended, i.e., dilated, into an entangling cloner attack [24]. In this attack, Eve starts with a two-mode squeezed (TMS) vacuum state [25] for each incoming state from Alice. One of these modes is coupled to the quantum channel via a beam splitter with transmissivity τ_E , while Eve preserves the other uncoupled mode (for details, see appendix A). After interaction with Alice's signal, this coupled mode contains partial information on the communicated key. A general TMS state features quantum entanglement, implying that both Eve's modes are strongly correlated. Then, Eve can use these correlations to extract as much information as possible on the sent key.

We model our CV-QKD protocol using an input state $\hat{\rho}_{in}$ for each symbol k_i . This input state contains three modes. The

first mode is used by Alice to generate the displaced squeezed states. The remaining two modes describe Eve's TMS state. The first mode of Eve's TMS state locally looks like a thermal state coinciding with the environmental noise state, but possessing quantum entanglement with the third, retained, Eve's mode. Following this formalism, we denote the final state $\hat{\rho}_{\text{out}}$, which is also a three-mode state, where its first mode corresponds to the local state which Bob receives after Eve's attack. Similarly, the remaining two modes describe Eve's modes after her attack. The final state can be written as

$$\begin{aligned} \hat{\rho}_{\text{out}} &= \hat{T}_{\text{AE}} \hat{\rho}_{\text{in}} \hat{T}_{\text{AE}}^\dagger, \\ \hat{T}_{\text{AE}} &= \hat{B}_{\text{AE}}(\tau_E) \hat{D}_A(\alpha_i) \hat{S}_A(\xi), \end{aligned} \quad (1)$$

where $\hat{B}_{\text{AE}}(\tau_E)$ is a beam splitter operator (see appendix A) with transmissivity τ_E , which describes coupling Alice's mode to environment (Eve's mode). Similarly, $\hat{D}_A(\alpha_i)$ represents the displacement operator [26] applied to Alice's mode, with the displacement amplitude encoding a specific symbol, $|\alpha_i| = |k_i|$. Additionally, $\hat{S}_A(\xi)$ corresponds to the squeeze operator [15] acting on Alice's mode, and ξ is the complex squeezing amplitude.

III. EXPERIMENTAL SETUP CONSIDERATIONS

An open-air implementation of the above introduced CV-QKD protocol requires various different aspects to be taken into account. In this work, we focus on the central components to realize such an open-air MQC and present an associated generic scheme in Fig. 2. We analyze the generation and detection of propagating squeezed states at millikelvin temperatures. Detection is modelled by a homodyne quadrature measurement with quantum efficiency, η . Coupling of the squeezed states to the open-air environment (atmosphere) is modelled with two antennas with corresponding gain coefficients. The environment is assumed to be at ambient temperature, $T = 300$ K, and is described by frequency-dependent absorption losses. The latter may also be subject to imperfect weather conditions, as it will be discussed later.

A. Generation of quantum microwave states

The experimental realization of the CV-QKD protocol requires the generation of propagating displaced squeezed states. In the microwave regime, flux-driven Josephson parametric amplifiers (JPAs) provide an opportunity to generate squeezed states with tunable squeezing level and angle [17, 27]. Typically, JPAs consist of a coplanar waveguide $\lambda/4$ resonator which is short-circuited to ground by a direct current superconducting quantum interference device (dc-SQUID). This dc-SQUID acts can be described as nonlinear inductance which can be modulated by applying an external magnetic flux resulting in a flux-tunability of the resonance frequency of the JPA. Applying a microwave pump signal inductively coupled to the $\lambda/4$ resonator, JPAs can provide phase-insensitive

or phase-sensitive amplification of incident signals [28]. The latter regime is directly related to the generation of squeezed microwave states. According to Cave's theory of noise in linear amplifiers [29], phase-insensitive bosonic amplifiers are quantum-limited in the sense that they add at least half a noise photon to an input signal. In contrast, a phase-sensitive amplifier can, in principle, achieve noiseless amplification. In practice, JPAs have proven to approach both these limits, which makes them well qualified for MQC applications. In experiments, JPAs operating in the GHz regime were shown to reach noise levels on the order of 0.1 added noise photons in the phase-sensitive regime [17]. Presently, the noise performance of JPAs is limited by fabrication imperfections, pump-induced noise [30, 31], or higher-order nonlinearities [32]. The displacement operation required by our CV-QKD protocol can be experimentally realized by applying strong coherent drive tones to cryogenic directional couplers [26]. Ultimately, the combination of JPAs with subsequent directional couplers, allows one to generate displaced squeezed states with a desired displacement amplitude α .

B. Microwave antennas

In order to couple propagating microwave states, generated at millikelvin temperatures, to the open-air quantum channel one requires a microwave interface between the corresponding cryogenic environment and the open-air medium. A microwave antenna serves as such kind of interface. The antenna may be modelled by a transmission line of spatially varying impedance connecting the 50Ω -matched cryogenic circuits to open-air channels with characteristic impedance of 377Ω . A central figure of merit of the transmitter and receiver antennas is their passive antenna gain, G . In general, for microwave antennas, the gain reads [33]

$$G = \eta_{\text{rad}} D, \quad (2)$$

where $0 \leq \eta_{\text{rad}} \leq 1$ is the radiation efficiency and accounts for the antenna losses, while D represents the antenna directivity. The latter expresses the ability of the antenna to focus the emitted power into a specific direction and strongly depends on the antenna geometry. An antenna with a well-defined physical aperture area, A , has the directivity

$$D = \frac{4\pi A}{\lambda^2} e_A, \quad (3)$$

where A is determined by the size and shape of the antenna, λ the signal wavelength, and e_A the aperture efficiency, defined as ratio between the effective aperture and physical aperture areas. Cryogenic to open-air transmission of microwave signals is a current technological challenge. First proposals already exists [34]. For communication distances of around 50 m, an open-air geometric attenuation of signals, also known as the path loss, is around 80 dB (see Sec. III D) at the frequency of 5 GHz. In general, the path loss can be compensated by using transmitter and receiver antennas with sufficient gain. For instance, a parabolic transmitter and receiver

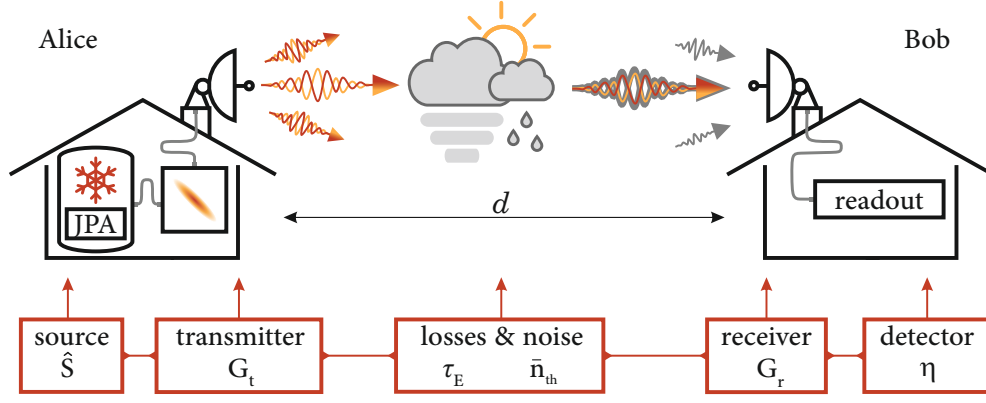


Figure 2. Schematics of main components for an open-air MQC. Source denotes a squeezing generator, typically implemented with a JPA in a cryogenic environment. Transmitter and receiver represent corresponding microwave antennas with gains G_t and G_r , respectively. These antennas belong to different communication parties, Alice and Bob, and are separated by a distance d . Atmospheric absorption losses are quantified using transmissivity τ_E which couples the quantum communication channel to the open-air environment with the thermal noise photon number \bar{n}_{th} . Readout is modelled as a homodyne detector with an overall quantum efficiency η .

antennas with a diameter of around $D_{ant} = 2$ m could compensate the aforementioned path loss. A more detailed analysis on antennas designs, gains, and related path losses goes beyond the scope of this paper and is discussed elsewhere [35]. Here, we assume that antenna gains fully compensate for the path loss and focus on the effects of atmospheric absorption losses as the main source of communication imperfections.

C. Quantum efficiency of the detection chain

In order to finalize the prepare-and-measure CV-QKD protocol, one has to perform a homodyne quadrature measurement. In the microwave regime, this task requires usage of linear amplifiers with a certain quantum efficiency, η_{mw} , to quantify the amplification chain noise performance. The quantum efficiency is defined as the ratio between vacuum fluctuations and fluctuations in output signals resulting from additional noise photons n_{amp} due to amplification, where n_{amp} is referred to the input of the detection chain. Therefore, we can express the quantum efficiency as [30]

$$\eta_{mw} = \frac{1}{1 + 2n_{amp}}. \quad (4)$$

State-of-the-art travelling wave parametric amplifiers (TWPAs) allow for phase-insensitive amplification with high gain values (~ 20 dB) and broad bandwidths (~ 3 GHz) at cryogenic temperatures. These TWPAs are also potentially able to approach the quantum-limited regime characterized by $n_{amp} = 0.5$ for phase-insensitive mode of operation [29]. Conversely, as mentioned in Ref. 36, a phase-sensitive linear amplifier could achieve noiseless amplification of a single quadrature, at the cost of deamplifying the conjugate quadrature. Such a detection scheme can be used to implement a microwave homodyne detection similar to its optical counterpart [37]. In cryogenic microwave experiments, one typically uses chained quantum-limited amplifiers followed by cryogenic high-electron-mobility transistor (HEMT) amplifiers. In

this case, we can use the Friis formula to estimate the total amplification noise n_{amp} of the detection chain. For instance, for the case of two chained amplifiers and in the limit large amplification, $G_{1,2} \gg 1$, the total amplification noise reads

$$n_{amp} = n_1 + \frac{n_2}{G_1}, \quad (5)$$

where n_1 and G_1 are the noise photon number and gain of the first amplifier in the chain, while n_2 describes the input noise photon number of the second amplifier. Thus, the total noise n_{amp} depends mainly on the noise properties of the first amplifier. For homodyne detectors at telecom wavelengths, the quantum efficiency is usually modeled by additional losses, introduced by a non-unity transmissivity within a beam splitter model. Both approaches are known to be equivalent as described in Ref. 32.

D. Losses and noise budget

We conclude this section with a brief analysis of losses and noise in open-air communication channels, where losses scale with the communication distance. We distinguish between two categories of losses: (i) the path loss which represent geometric attenuation of propagating signals and (ii) absorption losses due to coupling to the environment, such as the atmospheric absorption losses or weather-induced losses. For signals transmitted and received via the antennas, the path loss L_p , describing the fraction of the initial signal power lost during the communication, is commonly described using the Friis transmission formula [33]

$$L_p = 10 \log_{10} \left(G_t G_r \left(\frac{\lambda}{4\pi d} \right)^2 \right). \quad (6)$$

Here, G_t (G_r) is the transmitter (receiver) antenna gain, λ the wavelength of the communication signals, and d the propagation distance. The absorption and scattering power losses can

be modeled via a single effective beam splitter with transmissivity τ_{eff} given by

$$\tau_E = 10^{-\gamma d/10}, \quad (7)$$

where γ is the specific attenuation (dB/km) for a respective loss mechanism. In our case, we attribute these losses to atmospheric absorption and weather conditions, such as rain or haze. Empirical models show that for microwave frequencies around $f_{\text{mw}} \simeq 5$ GHz, propagation losses mainly arise due to molecular oxygen absorption [38]. For the ideal case of dry weather, we estimate the corresponding specific attenuation of $\gamma_{\text{mw}} = 6.3 \times 10^{-3}$ dB/km [38]. To describe the coupling of the propagating quantum bosonic signal \hat{a} to the noisy environmental modes, we use the input-output formalism. The output signal mode \hat{a}' can be expressed as

$$\hat{a}' = \sqrt{\tau_E} \hat{a} + \sqrt{1 - \tau_E} \hat{h}_{\text{env}}, \quad (8)$$

where \hat{h}_{env} corresponds to the environmental thermal mode. The latter may be a vacuum or thermal state, depending on the carrier frequency and environment temperature. For a thermal background, the average thermal noise photon number \bar{n}_{th} per mode is given by the Planck distribution as

$$\bar{n}_{\text{th}} = \frac{1}{\exp\left(\frac{hf}{k_B T}\right) - 1}, \quad (9)$$

where h is the Planck constant, k_B is the Boltzmann constant, f the signal frequency, and T the background temperature.

At last, it is instructive to mention open-air losses at telecom wavelengths. We emphasize that Eq. 6 is also applicable in the optical frequency range. Then, G_t and G_r correspond to the effective passive gain of optical lenses used to focus and collect optical beams. Typical telecom wavelengths (780–850 nm, and 1520–1600 nm) are chosen to suffer from the lowest possible atmospheric absorption losses. At the telecom wavelength of 1550 nm, absorption losses of less than 1.0×10^{-2} dB/km can be reached [12]. In this case, open-air attenuation is mainly caused by scattering losses, such as Rayleigh or Mie scattering [12]. The corresponding open-air specific attenuation is $\gamma_{\text{tel}} = 2.02 \times 10^{-1}$ dB/km. We discuss the additional attenuation due to rain and haze in more detail in Sec. V.

IV. SECURITY ANALYSIS

A. Secret key

In order to assess the experimental feasibility of our CV-QKD protocol, it is mandatory to analyze its security. The latter is quantified by the secret key K , which represents the amount of secure information per communicated symbol and reads as

$$K = \beta \cdot I(A:B) - \chi_E. \quad (10)$$

Here, $I(A:B)$ is the mutual information between Alice and Bob and measures correlations between Alice's sent key and

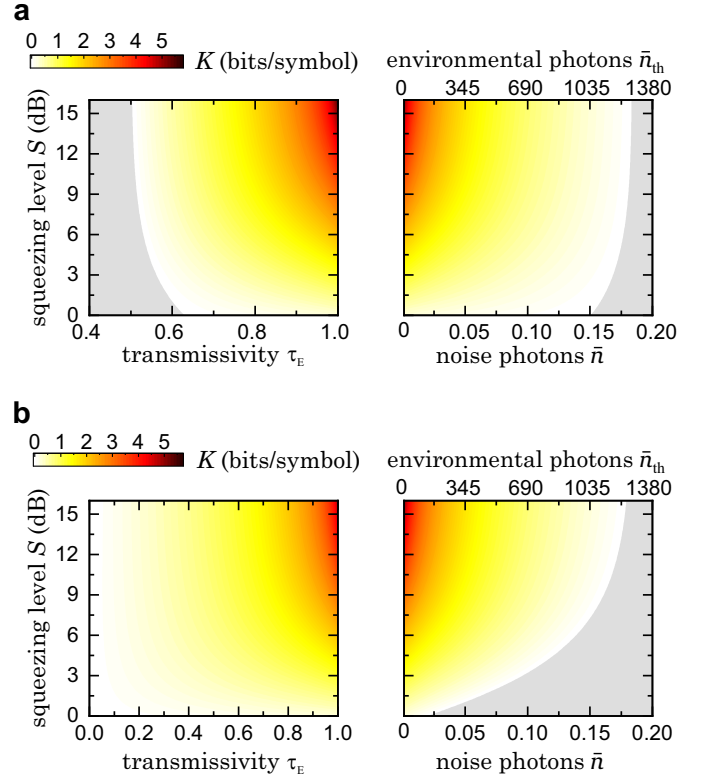


Figure 3. Secret key K of the CV-QKD protocol plotted as a function of the squeezing level S (measured in dB below the vacuum limit), transmissivity τ_E , and noise \bar{n} , for ideal detection efficiency $\eta_{\text{mw}} = 1$. Panels **a** and **b** show the cases of DR and RR, respectively. Number of environmental noise photons, \bar{n} , is shown for a fixed communication distance, $d = 200$ m, and microwave specific attenuation, $\gamma_{\text{mw}} = 6.3 \times 10^{-3}$ dB/km. Grey areas represent the regions of negative keys, i.e., insecure communication.

Bob's measured key. Additionally, χ_E is the Holevo quantity [39] of Eve and gives an upper bound on the information that Eve obtained during the quantum communication (see appendix A). For the sake of simplicity, we assume perfect a reconciliation efficiency $\beta = 1$. It should be noted that experimental values $\beta > 0.9$ have been obtained [40]. A positive value of K indicates a secure communication, as Alice and Bob share more information than Eve can in principle obtain.

In Fig. 3 we show results of numerical evaluation of the secret key as a function of the transmissivity τ_E and noise photons \bar{n} in the quantum channel. Remarkably, in the DR case a secure communication cannot exist when τ_E exceeds a threshold value of 0.5, which illustrates the well-known result that secure CV-QKD communication in DR schemes are limited to 3 dB of losses [41, 42]. The reason for this fact is that communication with DR cannot be secure when Eve receives more than 50% of Alice's information. In this scenario, Eve effectively replaces Bob as the communication partner. As illustrated in Fig. 3, this limit can be entirely circumvented by using the RR scheme. Then, Bob's measured key is treated as a reference and Alice needs to correct her own key according to it. For RR, if we imagine that Eve only induces losses dur-

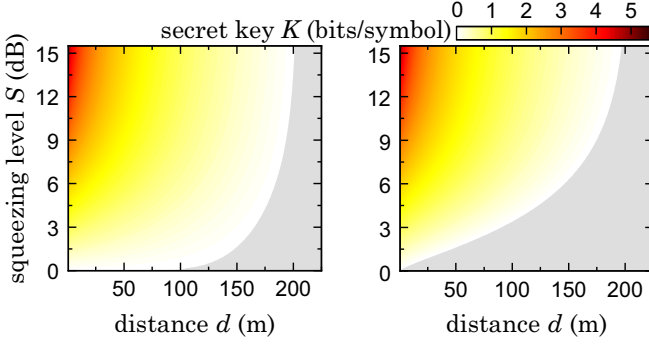


Figure 4. Secret key K of the CV-QKD protocol as a function of communication distance d and squeezing level S . Left (right) plot corresponds to the DR (RR) cases, respectively. Squeezing is given in dB below the vacuum level. Detection efficiency is assumed to be ideal, $\eta_{\text{mw}} = 1$. We assume the average environmental noise photon number $\bar{n}_{\text{th}} = 1250$ and transmission losses $\gamma_E = \gamma_{\text{mw}} \simeq 6.3 \times 10^{-3}$ dB/km. Grey areas represent the regions of negative keys, i.e., insecure communication.

ing the quantum communication, Alice has always more information than Eve on Bob's measured key. This is because, in her attack, Eve is assumed to induce losses by using a beam splitter to get part of the signals sent by Alice. As a result, Eve can only obtain a fraction of Alice's information. If Eve couples noise photons in addition to the previous losses, the correlations between Alice's sent key and Bob's measured key decrease. At the same time, Eve gains more information on Bob's measured key. In particular, the communication is secure up to a noise photon threshold value \bar{n} of 0.183 for both reconciliation cases. This result is consistent with the well-known Pirandola-Laurenza-Ottaviani-Banchi (PLOB) upper-bounds for Gaussian channels [43]. This noise threshold corresponds to the crossover of the quantum channel capacity from finite values to zero. It is also important to note that these noise numbers do not account for noise photons which can be added by Bob during his measurements. Finally, we observe that an increase in squeezing level results in an increase of the secret key. This increase can be understood as a decrease of the displacement uncertainty encoding the symbols, while also allowing for higher displacement amplitudes [20].

Next, we extend our analysis of the microwave CV-QKD protocol to variable communication distances d , for both DR and RR. To this end, we use Eq. 8 in combination with the specific attenuation given in Sec.III D to convert communication distances d into corresponding transmissivities τ_E . The corresponding secret keys are shown in Fig. 4. Remarkably, we observe positive secret key values over communication distances of up to 200 m, in both DR and RR. These results suggest the experimental feasibility of microwave QKD in open-air conditions. No major distinction in communication distances is observed between the reconciliation cases, although one could intuitively expect RR to yield larger distances according to our previous discussion. This behavior originates from the presence of the bright microwave thermal background which couples to propagating states during the communication. Con-

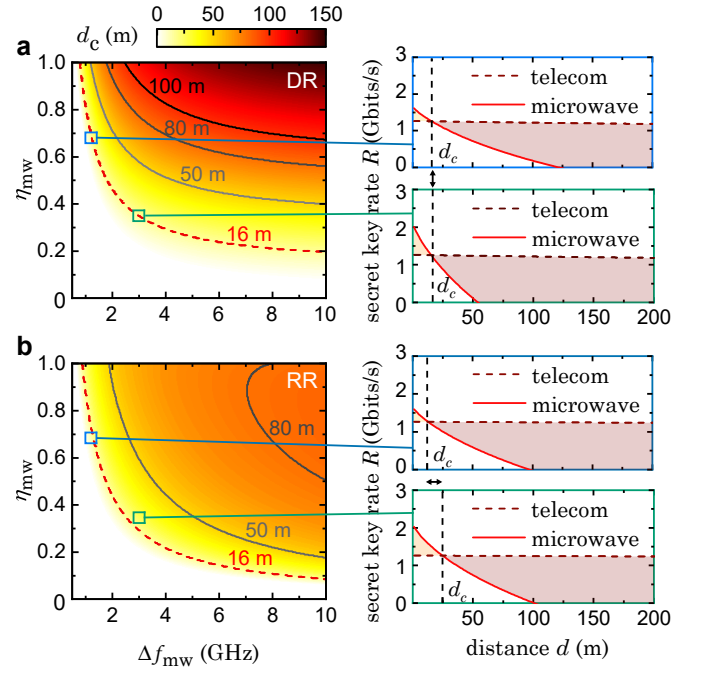


Figure 5. Crossover distance d_c between microwave and telecom CV-QKD. Panels **a** and **b** illustrate the DR and RR cases, respectively. For the telecom and microwave wavelengths, we assume transmission losses $\gamma_{\text{tel}} \simeq 2.02 \times 10^{-1}$ dB/km, and $\gamma_{\text{mw}} \simeq 6.3 \times 10^{-3}$ dB/km, respectively. For both DR and RR, the secret key rates R of both detection cases are shown on the right column as a function of communication distance d .

sequently, the effects of coupled noise largely outweigh the effects of losses and make the RR and DR cases more similar.

For a more practical evaluation of the QKD performance, one typically uses a secret key rate R_0 . The latter evaluates the amount of secure bits per second that can be obtained from the communication protocol. Under the asymptotic case assumption, one can express the secret key rate R_0 in bits per second using the secret key as

$$R_0 = f_r \cdot K, \quad (11)$$

where f_r represents the repetition rate (in symbols per second). This rate which encompasses all information post-processing steps, such as sifting, parameter estimations [5, 7], and experimental bandwidths of the involved devices. We use an upper bound on the secret key rate, R , derived from the Shannon-Hartley theorem and the Nyquist rate [44]

$$R_0 \leq R = 2 \Delta f \cdot K, \quad (12)$$

where Δf denotes the experimental detection bandwidth. This upper bound becomes especially useful when comparing different physical QKD platforms, as it is going to be discussed in the next section.

B. Comparison between telecom and microwave frequency

Here, we now compare the microwave CV-QKD performance to that of QKD at telecom frequencies. For this purpose, we define and numerically compute a communication crossover distance d_c

$$d_c := \max_{R_{\text{mw}} \geq R_{\text{tel}}} (d), \quad (13)$$

where d corresponds to communication distance, while R_{mw} and R_{tel} are the secret key rates for microwave and telecom frequencies, respectively. According to Eq. 12, it is relevant to optimize the detection bandwidth to achieve high secret key rates. To this end, we assume an experimental state-of-the-art broadband squeezing generation and detection at 1550 nm wavelength over a bandwidth of $\Delta f_{\text{tel}} = 1.2$ GHz with a quantum efficiency of $\eta_{\text{tel}} = 0.53$, as shown in Ref. 45. In this experiment, the authors also report a squeezing level of 3 dB, which we will use as a common level of vacuum squeezing for both the microwave and telecom regimes. We compute the corresponding crossover distance as a function of the microwave detection bandwidth Δf_{mw} and quantum efficiency η_{mw} . The corresponding results are shown in Fig. 5 for both DR and RR. Interestingly, we observe that the microwave CV-QKD protocol can outperform the telecom counterpart for realistic values of Δf_{mw} and η_{mw} . A clear distinction can be seen between the two reconciliation cases. For the DR case, it is beneficial to aim at the quantum efficiency close to unity and large detection bandwidths. The situation is noticeably different in RR. For the latter, we observe that above a certain detection bandwidth, the optimal quantum efficiency is no longer unity. Instead, there exists an optimal detection noise added by Bob, which maximizes the secret key rate depending on the detection bandwidth. The existence of an optimal quantum efficiency is a remarkable feature of RR, which arises when Bob couples additional noise during his measurements [46]. To illustrate the influence of the quantum efficiency and the detection bandwidth, we envision two different microwave homodyne detection cases implemented by a phase-sensitive amplifier. First, we choose a high detection bandwidth $\Delta f_{\text{mw}} = 3$ GHz with a quantum efficiency of $\eta_{\text{mw}} = 0.345$. This case is motivated by the existing state-of-the-art superconducting TWPA devices operated in the phase-insensitive regime [47, 48]. The second case considers a detection bandwidth of $\Delta f_{\text{mw}} = 1.2$ GHz $= \Delta f_{\text{tel}}$, and we choose a quantum efficiency of $\eta_{\text{mw}} = 0.695$, such that both cases yield the same DR crossover distance. This case originates from recent results on broadband squeezing in the microwave regime [49, 50]. By using this set of already experimentally feasible parameters, we can reach a crossover distance of $d_c = 16$ m for both cases. For RR, we observe that the crossover distance can be increased to $d_c = 25$ m. The reason is that RR benefits from a quantum efficiency below unity. Remarkably, high secret key rates R of a few Gbits per second can be reached for all of the previously mentioned set of parameters. However, we stress that the computed secret key rates R are merely upper bounds for realistically achievable rates. Existing telecom QKD implemen-

tations reach secure key rates up to a few Mbits per second [51–53]. Aside from finite quantum detection efficiencies and bandwidths, practical secret key rates are also limited by various factors such as actual experimental repetition rates [7], device-induced noise [52], finite size effects [22], or post-processing [54]. Nevertheless, the demonstrated results make MQC relevant for short-distance classical communication protocols such as Wifi 802.11 standard (maximal communication distance $\simeq 70$ m), Bluetooth 5.0 ($\simeq 240$ m), or more recent technologies such as 5G ($\simeq 305$ m) because of matching frequency ranges, distances, and technological infrastructure.

V. WEATHER INDUCED LOSSES EFFECTS

A. Non-optimal weather conditions

So far, we have investigated open-air CV-QKD under ideal weather conditions. However, it is well-known that realistic, non-optimal weather conditions may drastically affect absorption losses for propagating signals. Such effects are especially prominent in the telecom frequency range. Therefore, it is natural to investigate effects of these non-optimal conditions on the MQC as well. Specifically, we focus on two non-ideal weather scenarios: rain and haze. In the context of microwave communication, the ITU-P. 838 and ITU-P. 840 recommendations provide empirical prediction models for the induced attenuation on propagating microwave signals due to rainfall and haze, respectively. More precisely, the specific attenuation $\gamma_{\text{mw},r}$ due to rain along a horizontal path can be expressed as [55]

$$\gamma_{\text{mw},r} = k(f) R_r^{\alpha(f)}, \quad (14)$$

where k and α are coefficients which depend on the communication microwave frequency f , while R_r (mm/h) is the rain rate. The haze specific attenuation γ_h can be obtained from the liquid water concentration M (g/cm³) from a linear relationship as [56]

$$\gamma_{\text{mw},h} = K_1(f, T) M, \quad (15)$$

where K_1 ((dB/km) / (g/cm³)) is the linear attenuation that depends on the considered microwave frequency f and water temperature T in the atmosphere. The liquid water concentration can be related to a physically more intuitive quantity, the so-called visibility V (km). The latter represents the distance at which the light intensity from an object drops to 2% of its initial value. For a non-polluted environment, one can link two aforementioned quantities as [57]

$$M = \left(\frac{a}{V} \right)^b, \quad (16)$$

where $a = -\log(0.02)/99$ and $b = 0.92^{-1}$. For the telecom frequencies, rain causes a wavelength-independent attenuation. The specific attenuation $\gamma_{\text{tel},r}$ can be expressed for a horizontal path as [12]

$$\gamma_{\text{tel},r} = k R_r^{\alpha}, \quad (17)$$

distances ($d \leq 200$ m) and telecom-based channels for long distances ($d > 200$ m).

VI. DISCUSSION

In conclusion, we have performed a comprehensive analysis of microwave CV-QKD and demonstrate its potential for applications in open-air conditions. We have shown that quantum microwaves can yield positive secret key rates for short-distance communication for both DR and RR. Our calculations rely on empirical models for microwave and telecom atmospheric absorption losses. We have estimated the related microwave and telecom specific attenuation for optimal weather conditions to 6.3×10^{-3} dB/km and 2.02×10^{-1} dB/km, respectively. In our analysis, we have assumed microwave homodyne detection based on state-of-the-art TWPAs. Our model for the CV-QKD protocol predicts positive secret key rates for the microwave regime over distances of around 200 m. We have employed this model to compare the microwave and telecom cases for different detection quantum efficiencies and bandwidths. Our results show that, based on parameters of state-of-the-art technology, the microwave CV-QKD can potentially outperform the telecom implementations for short distances of around 30 m in terms of the secret key rates. From our analysis, it appears that both reconciliation scenarios are relevant. In particular, DR is favored for high quantum efficiencies, while RR allows for applications with rather lower detection quantum efficiencies η . The RR case also exhibits a nontrivial dependence of the secret key rate R on η , which can be explained by the positive impact of detection noise on the protocol security.

Finally, we have considered the open-air CV-QKD protocol under non-ideal weather conditions of rain and haze. We have found that these non-idealities strongly reduce the secure communication distance for the telecom regime, from 140 km to several hundred meters. Remarkably, the microwave open-air CV-QKD protocol appears to be largely immune to these weather imperfections with its secure communication distances staying mostly unchanged. We envision that our results to serve as a motivation for building first prototypes of secure microwave quantum local area networks. Our analysis also establishes the foundations for hybrid networks, where short-distance secure communication is carried out by microwave signals. Such hybrid network offer the advantage of providing potential high secret key rates and robustness to weather imperfections, while switching to telecom setups for long-distance communication. Short-distance MQC secure platforms could also complement current classical microwave communication technologies such as Wifi, Bluetooth, and 5G due to the intrinsic frequency and range compatibilities.

Appendix A: Description of Bob's and Eve's quantum states

In this section, we provide details about the states of Bob and Eve. To describe Bob's and Eve's quantum states, we

first need to consider the matrix representing the beam splitter operator

$$\mathcal{B}(\tau) = \begin{pmatrix} \sqrt{\tau} \mathbf{I}_2 & \sqrt{1-\tau} \mathbf{I}_2 \\ -\sqrt{1-\tau} \mathbf{I}_2 & \sqrt{\tau} \mathbf{I}_2 \end{pmatrix}. \quad (\text{A1})$$

Here, τ is the transmissivity associated with the beam splitter and \mathbf{I}_2 denotes the 2×2 identity matrix. Further, we introduce the direct sum for matrices \mathbf{A} and \mathbf{B} as

$$\mathbf{A} \oplus \mathbf{B} = \begin{pmatrix} \mathbf{A} & \mathbf{0} \\ \mathbf{0} & \mathbf{B} \end{pmatrix}. \quad (\text{A2})$$

Since we assume all states in the protocol to be Gaussian, these states are characterized by their displacement vector \hat{x} and covariance matrix \mathbf{V} [7]. In this formalism, the displacement vector of an N -mode Gaussian state reads as

$$\hat{x} = (\hat{q}_1, \hat{p}_1, \dots, \hat{q}_N, \hat{p}_N), \quad (\text{A3})$$

where \hat{q}_i, \hat{p}_i are the conjugate quadrature operators of the i_{th} mode. The displacement vector fulfills the commutation relation

$$[\hat{x}_i, \hat{x}_j] = \frac{i}{2} \Omega_{ij}, \quad (\text{A4})$$

$$\Omega = \bigoplus_{i=1}^N \begin{pmatrix} 0 & 1 \\ -1 & 0 \end{pmatrix}.$$

We use the expression \bar{x} to refer to the expectation value of the displacement vector, i.e.,

$$\bar{x} = \langle \hat{x} \rangle. \quad (\text{A5})$$

The elements of the covariance matrix of a mode are computed as

$$\mathbf{V}_{ij} = \langle \hat{x}_i \hat{x}_j + \hat{x}_j \hat{x}_i \rangle / 2 - \langle \hat{x}_i \rangle \langle \hat{x}_j \rangle. \quad (\text{A6})$$

Using the previously introduced matrices in combination with Eq. 1, we can express the mean displacement vector of Bob's mode (Eve's mode) \bar{x}_B (\bar{x}_E) as well as the covariance matrix of Bob's mode (Eve's mode) \mathbf{V}_B (\mathbf{V}_E) as

$$(\bar{x}_B, \bar{x}_E)^T = \Sigma \cdot (\bar{x}_0, \bar{x}_{E,\text{in}})^T + \Sigma_E \cdot (\bar{x}_A, \bar{0}_{E,\text{in}})^T, \quad (\text{A7})$$

$$\begin{pmatrix} \mathbf{V}_B & \mathbf{C}_{BE} \\ \mathbf{C}_{BE}^T & \mathbf{V}_E \end{pmatrix} = \Sigma \cdot (\mathbf{V}_0 \oplus \mathbf{V}_{E,\text{in}}) \cdot \Sigma^T,$$

with

$$\Sigma_E = \mathcal{B}(\tau_E) \oplus \mathbf{I}_2, \quad (\text{A8})$$

$$\Sigma_A = \mathbf{R}(\varphi/2) \cdot \mathbf{S}(r) \oplus \mathbf{I}_4,$$

$$\Sigma = \Sigma_E \cdot \Sigma_A.$$

Here, the dot \cdot represents a matrix multiplication and \bar{x}_0 (\mathbf{V}_0) the mean displacement vector (covariance matrix) of the initial vacuum state. Furthermore, \bar{x}_A represents Alice's mean displacement vector, and $\bar{x}_{E,\text{in}}$ represents Eve's initial mean displacement vector of her TMS state. Additionally, r and φ

correspond to the squeezing factor and squeezing angle of the generated squeezed states by Alice, respectively. Correlations between Bob's and Eve's individual states are described by the submatrix \mathbf{C}_{BE} . Finally, \mathbf{R} corresponds to a 2D rotation matrix while \mathbf{S}_{sq} is a 2×2 matrix, which we calculate as

$$\mathbf{R}(\varphi/2) \cdot \mathbf{S}_{\text{sq}}(r) = \begin{pmatrix} \cos(\varphi/2) & \sin(\varphi/2) \\ -\sin(\varphi/2) & \cos(\varphi/2) \end{pmatrix} \cdot \begin{pmatrix} \exp(-r) & 0 \\ 0 & \exp(r) \end{pmatrix}. \quad (\text{A9})$$

Using Eq. A7, the variance of Bob's states reads

$$\begin{aligned} \mathbf{V}_B &= \tau_E \mathbf{V}_A + (1 - \tau_E) \frac{1}{4} (1 + 2n_{\text{Eve}}) \mathbf{I}_2 \\ &= \tau_E \mathbf{V}_A + \left[\frac{1}{4} (1 - \tau_E) + \bar{n} \right] \mathbf{I}_2, \end{aligned} \quad (\text{A10})$$

where \mathbf{V}_A represents Alice's state variance while the covariance matrix of Eve's mode coupled to Alice's mode is given by $0.25(1 + 2n_{\text{Eve}}) \mathbf{I}_2$. Lastly, we incorporate the noise of the amplification chain by using the following input-output formalism for a bosonic signal mode \hat{a} [29]

$$\hat{a}' = \sqrt{G} \hat{a} + \sqrt{G-1} \hat{h}_{\text{amp}}^\dagger. \quad (\text{A11})$$

Here, G is the gain of the amplification chain and \hat{h}_{amp} is an environmental mode, modelled as a thermal state. For $G \gg 1$, this results in the final covariance matrix for Bob:

$$\mathbf{V}_B = \tau_E \mathbf{V}_A + \left[\frac{1}{4} (1 - \tau_E) + \bar{n} + \bar{n}_g \right] \mathbf{I}_2. \quad (\text{A12})$$

Here, $\bar{n}_g = \bar{n}_{\text{amp}}/2$ is the added quadrature noise from the amplification chain expressed in an average photon number. In the previous equation, the covariance matrix has been divided by the gain G as this gain can always be determined from calibration measurements. In the third step, we compute the mutual information $I(A:B)$ using the expression

$$I(A:B) = h(B) - h(B|A), \quad (\text{A13})$$

where h denotes the differential entropy. Local measurements of Bob on individual states he receives during the communication are represented by a classical random variable $B|A$. Then, B is a classical random variable representing Bob's overall measurements over all received states (i.e., representing Bob's final key estimation $\mathcal{K}' = \{k'_1, \dots, k'_N\}$). Furthermore, to compute Holevo quantity in DR $\chi_{\text{E,DR}}$ and in RR $\chi_{\text{E,RR}}$, we first start by finding Eve's average state. To this end, we introduce an integer $c \in \{0, 1\}$ describing the choice of Bob's measurement basis, q or p . Note that due to the sifting step, Bob's measurement basis matches Alice's encoding basis. Eve's average state reads as

$$\hat{\rho}_{\text{avg,E}} = \sum_{c=0,1} \int_{-\infty}^{\infty} f_{A,C}(k_i, c) \hat{\rho}_{\text{E}}^{k_i} dk_i, \quad (\text{A14})$$

where $f_{A,C}(k_i, c)$ is the probability of Alice encoding a symbol k_i in a measurement basis according to c . Additionally, C represents a binary random variable used to obtain c

with the same probability for both outcomes ($P(C=0) = P(C=1) = 1/2$). Since c is given by a discrete variable and k_i by a continuous variable, we use a mixed joint probability density function which gives

$$\begin{aligned} f_{A,C}(k_i, c) &= f_{A|C}(k_i|c) p(C=c) \\ &= f_A(k_i) p(C=c) \\ &= \frac{1}{\sqrt{2\pi\sigma_A^2}} \exp\left(-\frac{k_i^2}{2\sigma_A^2}\right) \frac{1}{2}, \end{aligned} \quad (\text{A15})$$

where $\hat{\rho}_{\text{E}}^{k_i}$ is the density matrix of an individual state obtained by Eve from the entangling cloner attack. Moreover, f_A is the probability density function of the random variable A representing Alice's random choice for k_i . Additionally, $f_{A|C}$ is the probability density function of a random variable $A|C$ representing Alice's random choice for k_i conditioned on the value of C . Note that we use $f_{A|C} = f_A$, since Alice uses the same random variable to get k_i independently of the value taken by C . From this description, we write Eve's Holevo quantity for the DR case as

$$\chi_{\text{E,DR}} = S(\hat{\rho}_{\text{avg,E}}) - \sum_{c=0,1} \frac{1}{2} \int_{-\infty}^{\infty} f_A(k_i) S(\hat{\rho}_{\text{E}}^{k_i}) dk_i, \quad (\text{A16})$$

where S is the von Neumann entropy. In order to compute $\chi_{\text{E,RR}}$, we need to compute the covariance matrix of Eve's mode after Bob has performed his measurement on either the q or p quadrature. Following Ref. 42, the covariance matrix of each individual mode of Eve after Bob's measurement is derived as

$$\mathbf{V}_{\text{E,B}}^{k_i} = \mathbf{V}_{\text{avg,E}} - \frac{1}{\sigma_B^2} \mathbf{C}_{\text{EB}} \cdot \mathbf{\Pi} \cdot \mathbf{C}_{\text{EB}}^T, \quad (\text{A17})$$

where $\sigma_B^2 = \tau_E e^{2r}/4 + \bar{n} + \bar{n}_g + (1 - \tau_E)/4$. Additionally, $\mathbf{\Pi} \in \{\mathbf{\Pi}_q, \mathbf{\Pi}_p\}$ is a projective measurement operator in phase space, meaning that

$$\begin{aligned} \mathbf{\Pi}_q &= \begin{pmatrix} 1 & 0 \\ 0 & 0 \end{pmatrix} (q\text{-quadrature measured}), \\ \mathbf{\Pi}_p &= \begin{pmatrix} 0 & 0 \\ 0 & 1 \end{pmatrix} (p\text{-quadrature measured}). \end{aligned} \quad (\text{A18})$$

Finally, \mathbf{C}_{EB} represents the correlations between Eve's mode, which she used during her entangling cloner attack, and Bob's mode. One can derive that

$$\mathbf{C}_{\text{EB}} = (C_1 \mathbf{I}_2, C_2 \sigma_z)^T, \quad (\text{A19})$$

where σ_z is the Z Pauli matrix, and

$$\begin{aligned} C_1 &= -\sqrt{\tau_E} \sqrt{1 - \tau_E} [e^{2r}/4 - \bar{n}_{\text{tot}}], \\ C_2 &= \sqrt{1 - \tau_E} \sqrt{(\bar{n}_{\text{tot}})^2 - 1}. \end{aligned} \quad (\text{A20})$$

In the previous expression, we used the notation $\bar{n}_{\text{tot}} = (\bar{n} + \bar{n}_g)/(1 - \tau_E) + 1/4$. Finally, for the RR case one can express Eve's Holevo quantity as

$$\chi_{\text{E,RR}} = S(\hat{\rho}_{\text{avg,E}}) - \sum_{c=0,1} \frac{1}{2} \int_{-\infty}^{\infty} f_A(k_i) S(\hat{\rho}_{\text{E,B}}^{k_i}) dk_i. \quad (\text{A21})$$

Here, $\hat{\rho}_{E,B}^{k_i}$ is the density matrix of Eve's individual mode, which she gets after Bob's individual measurement. The corresponding covariance matrix of Eve's individual mode is then given by Eq. A17. [59]

ACKNOWLEDGEMENTS

We acknowledge support by the German Research Foundation via Germany's Excellence Strategy (EXC-2111-390814868), the Elite Network of Bavaria through the program ExQM, the EU Flagship project QMiCS (Grant No. 820505), and the German Federal Ministry of Education and Research via the project QUARATE (Grant No. 13N15380) and the project QuaMToMe (Grant No. 16KISQ036). This research is part of the Munich Quantum Valley, which is supported by the Bavarian state government with funds from the Hightech Agenda Bayern Plus.

We acknowledge helpful discussions with members of the EU Quantum Flagship project Qombs, Alessandro Zavatta, Natalia Bruno, Nicola Biagi, Simone Borri, and Francesco CapPELLI.

AUTHOR CONTRIBUTIONS

K.G.F. and F.D. suggested the idea of the paper. F.F., and K.G.F. developed the initial theory. F.K. and M.R. helped to the development of the final theory. Q.C., Y.N., K.H., O.G., contributed to sections of the manuscript dealing with experimental implementations. K.G.F., A.M., and R.G. supervised this work. F.F., and K.G.F. wrote the manuscript. All authors further contributed to discussions and proofreading of the manuscript.

COMPETING INTERESTS

The authors declare no competing interests.

DATA AVAILABILITY

Numerical data and codes that support the findings of this study are available from the corresponding author upon reasonable request.

REFERENCES

- [1] L. C. Comandar, B. Fröhlich, M. Lucamarini, K. A. Patel, A. W. Sharpe, J. F. Dynes, Z. L. Yuan, R. V. Pentty, and A. J. Shields, Room temperature single-photon detectors for high bit rate quantum key distribution, *Applied Physics Letters* **104**, 021101 (2014).
- [2] T. Wang, P. Huang, Y. Zhou, W. Liu, H. Ma, S. Wang, and G. Zeng, High key rate continuous-variable quantum key distribution with a real local oscillator, *Opt. Express* **26**, 2794 (2018).
- [3] W. Diffie and M. Hellman, New directions in cryptography, *IEEE Trans. Inf. Theory* **22**, 644 (1976).
- [4] R. L. Rivest, A. Shamir, and L. Adleman, A method for obtaining digital signatures and public-key cryptosystems, *Commun. ACM* **21**, 120–126 (1978).
- [5] V. Scarani, H. Bechmann-Pasquinucci, N. J. Cerf, M. Dušek, N. Lütkenhaus, and M. Peev, The security of practical quantum key distribution, *Rev. Mod. Phys.* **81**, 1301 (2009).
- [6] W. H. Zurek, A single quantum cannot be cloned, *Nature* **246**, 170 (1973).
- [7] F. Laudenbach, C. Pacher, C.-H. F. Fung, A. Poppe, M. Peev, B. Schrenk, M. Hentschel, P. Walther, and H. Hübel, Continuous-Variable Quantum Key Distribution with Gaussian Modulation-The Theory of Practical Implementations, *Adv. Quantum Technol.* **1**, 1800011 (2018).
- [8] J. Lodewyck, T. Debuisschert, R. Tualle-Brouiri, and P. Grangier, Controlling excess noise in fiber-optics continuous-variable quantum key distribution, *Phys. Rev. A* **72**, 050303 (2005).
- [9] F. Grosshans, G. Van Assche, J. Wenger, R. Brouiri, N. J. Cerf, and P. Grangier, Quantum key distribution using gaussian-modulated coherent states, *Nature* **421**, 238 (2003).
- [10] W. T. Buttler, R. J. Hughes, S. K. Lamoreaux, G. L. Morgan, J. E. Nordholt, and C. G. Peterson, Daylight quantum key distribution over 1.6 km, *Phys. Rev. Lett.* **84**, 5652 (2000).
- [11] S.-K. Liao, W.-Q. Cai, W.-Y. Liu, L. Zhang, Y. Li, J.-G. Ren, J. Yin, Q. Shen, Y. Cao, Z.-P. Li, F.-Z. Li, X.-W. Chen, L.-H. Sun, J.-J. Jia, J.-C. Wu, X.-J. Jiang, J.-F. Wang, Y.-M. Huang, Q. Wang, Y.-L. Zhou, L. Deng, T. Xi, L. Ma, T. Hu, Q. Zhang, Y.-A. Chen, N.-L. Liu, X.-B. Wang, Z.-C. Zhu, C.-Y. Lu, R. Shu, C.-Z. Peng, J.-Y. Wang, and J.-W. Pan, Satellite-to-ground quantum key distribution, *Nature* **549**, 43 (2017).
- [12] H. Kaushal, V. Jain, and S. Kar, *Free Space Optical Communication*, Vol. 7 (Springer, New Delhi, 2018).
- [13] F. Arute, K. Arya, R. Babbush, D. Bacon, J. C. Bardin, R. Barends, R. Biswas, S. Boixo, F. G. S. L. Brandao, D. A. Buell, B. Burkett, Y. Chen, Z. Chen, B. Chiaro, R. Collins, W. Courtney, A. Dunsworth, E. Farhi, B. Foxen, A. Fowler, C. Gidney, M. Giustina, R. Graff, K. Guerin, S. Habegger, M. P. Harrigan, M. J. Hartmann, A. Ho, M. Hoffmann, T. Huang, T. S. Humble, S. V. Isakov, E. Jeffrey, Z. Jiang, D. Kafri, K. Kechedzhi, J. Kelly, P. V. Klimov, S. Knysh, A. Korotkov, F. Kostritsa, D. Landhuis, M. Lindmark, E. Lucero, D. Lyakh, S. Mandrà, J. R. McClean, M. McEwen, A. Megrant, X. Mi, K. Michielsen, M. Mohseni, J. Mutus, O. Naaman, M. Neeley, C. Neill, M. Y. Niu, E. Ostby, A. Petukhov, J. C. Platt, C. Quintana, E. G. Rieffel, P. Roushan, N. C. Rubin, D. Sank, K. J. Satzinger, V. Smelyanskiy, K. J. Sung, M. D. Trevithick, A. Vainsencher, B. Villalonga, T. White, Z. J. Yao, P. Yeh, A. Zalcman, H. Neven, and J. M. Martinis, Quantum supremacy using a programmable superconducting processor, *Nature* **574**, 505 (2019).
- [14] M. Kjaergaard, M. E. Schwartz, J. Braumüller, P. Krantz, J. I. Wang, S. Gustavsson, and W. D. Oliver, Superconducting Qubits: Current State of Play, *Annu. Rev. Condens. Matter Phys.* **11**, 369 (2020).
- [15] S. Pogorzalek, K. G. Fedorov, M. Xu, A. Parra-Rodriguez, M. Sanz, M. Fischer, E. Xie, K. Inomata, Y. Nakamura, E. Solano, A. Marx, F. Deppe, and R. Gross, Secure quantum remote state preparation of squeezed microwave states, *Nat. Commun.* **10**, 2604 (2019).
- [16] A. Bienfait, K. J. Satzinger, Y. P. Zhong, H.-S. Chang, M.-H. Chou, C. R. Conner, É. Dumur, J. Grebel, G. A. Peairs, R. G. Povey, and A. N. Cleland, Phonon-mediated quantum state transfer and remote qubit entanglement, *Science* **364**, 368

- (2019).
- [17] L. Zhong, E. P. Menzel, R. Di Candia, P. Eder, M. Ihmig, A. Baust, M. Haerberlein, E. Hoffmann, K. Inomata, T. Yamamoto, Y. Nakamura, E. Solano, F. Deppe, A. Marx, and R. Gross, Squeezing with a flux-driven Josephson parametric amplifier, *New J. Phys.* **15**, 125013 (2013).
 - [18] C. Eichler, Y. Salathe, J. Mlynek, S. Schmidt, and A. Wallraff, Quantum-Limited Amplification and Entanglement in Coupled Nonlinear Resonators, *Phys. Rev. Lett* **113**, 110502 (2014).
 - [19] A. L. Grimsmo and A. Blais, Squeezing and quantum state engineering with Josephson travelling wave amplifiers, *Npj Quantum Inf.* **3**, 20 (2017).
 - [20] N. J. Cerf, M. Lévy, and G. V. Assche, Quantum distribution of gaussian keys using squeezed states, *Phys. Rev. A* **63**, 052311 (2001).
 - [21] F. Grosshans, G. Van Assche, J. Wenger, R. Brouri, N. J. Cerf, and P. Grangier, Quantum key distribution using gaussian-modulated coherent states, *Nature* **421**, 238 (2003).
 - [22] A. Leverrier, F. Grosshans, and P. Grangier, Finite-size analysis of a continuous-variable quantum key distribution, *Phys. Rev. A* **81**, 062343 (2010).
 - [23] S. Pirandola, S. L. Braunstein, and S. Lloyd, Characterization of collective gaussian attacks and security of coherent-state quantum cryptography, *Phys. Rev. Lett* **101**, 1 (2008).
 - [24] F. Grosshans, N. J. Cerf, J. Wenger, R. Tualle-Brouri, and P. Grangier, Virtual entanglement and reconciliation protocols for quantum cryptography with continuous variables, *Quantum Info. Comput.* **3**, 535–552 (2003).
 - [25] K. G. Fedorov, S. Pogorzalek, U. Las Heras, M. Sanz, P. Yard, P. Eder, M. Fischer, J. Goetz, E. Xie, K. Inomata, Y. Nakamura, R. Di Candia, E. Solano, A. Marx, F. Deppe, and R. Gross, Finite-time quantum entanglement in propagating squeezed microwaves, *Sci. Rep.* **8**, 1 (2018).
 - [26] K. G. Fedorov, L. Zhong, S. Pogorzalek, P. Eder, M. Fischer, J. Goetz, E. Xie, F. Wulschner, K. Inomata, T. Yamamoto, Y. Nakamura, R. Di Candia, U. Las Heras, M. Sanz, E. Solano, E. P. Menzel, F. Deppe, A. Marx, and R. Gross, Displacement of Propagating Squeezed Microwave States, *Phys. Rev. Lett* **117**, 020502 (2016).
 - [27] T. Yamamoto, K. Inomata, M. Watanabe, K. Matsuba, T. Miyazaki, W. D. Oliver, Y. Nakamura, and J. S. Tsai, Flux-driven Josephson parametric amplifier, *Appl. Phys. Lett.* **93**, 042510 (2008).
 - [28] B. Yurke, L. R. Corruccini, P. G. Kaminsky, L. W. Rupp, A. D. Smith, A. H. Silver, R. W. Simon, and E. A. Whittaker, Observation of parametric amplification and deamplification in a Josephson parametric amplifier, *Phys. Rev. A* **39**, 2519 (1989).
 - [29] C. M. Caves, Quantum limits on noise in linear amplifiers, *Phys. Rev. D* **26**, 1817 (1982).
 - [30] M. Renger, S. Pogorzalek, Q. Chen, Y. Nojiri, K. Inomata, Y. Nakamura, M. Partanen, A. Marx, R. Gross, F. Deppe, and K. G. Fedorov, Beyond the standard quantum limit for parametric amplification of broadband signals, *Npj Quantum Inf.* **7**, 160 (2021).
 - [31] K. G. Fedorov, M. Renger, S. Pogorzalek, R. D. Candia, Q. Chen, Y. Nojiri, K. Inomata, Y. Nakamura, M. Partanen, A. Marx, R. Gross, and F. Deppe, Experimental quantum teleportation of propagating microwaves, *Science Advances* **7**, eabk0891 (2021).
 - [32] S. Boutin, D. M. Toyli, A. V. Venkatramani, A. W. Eddins, I. Siddiqi, and A. Blais, Effect of Higher-Order Nonlinearities on Amplification and Squeezing in Josephson Parametric Amplifiers, *Phys. Rev. Appl.* **8**, 054030 (2017).
 - [33] D. M. Pozar, *Microwave engineering; 4th ed.* (Wiley, Hoboken, 2011).
 - [34] T. Gonzalez-Raya and M. Sanz, Coplanar antenna design for microwave entangled signals propagating in open air, (2020), arXiv:2009.03021 [quant-ph].
 - [35] S. Pirandola, Composable security for continuous variable quantum key distribution: Trust levels and practical key rates in wired and wireless networks, *Physical Review Research* **3**, 043014 (2021), 2203.00706.
 - [36] M. A. Castellanos-Beltran, K. D. Irwin, G. C. Hilton, L. R. Vale, and K. W. Lehnert, Amplification and squeezing of quantum noise with a tunable Josephson metamaterial, *Nat. Phys* **4**, 929 (2008).
 - [37] C. Eichler, D. Bozyigit, and A. Wallraff, Characterizing quantum microwave radiation and its entanglement with superconducting qubits using linear detectors, *Phys. Rev. A* **86**, 032106 (2012).
 - [38] C. M. Ho, C. Wang, K. Angkasa, and K. Gritton, Estimation of microwave power margin losses due to earth’s atmosphere and weather in the frequency range of 3–30 ghz, *Jet Propulsion Laboratory* (2004).
 - [39] A. S. Holevo, Bounds for the quantity of information transmitted by a quantum communication channel, *Probl. Inf. Transm.* **9**, 177 (1973).
 - [40] C. Lupo, C. Ottaviani, P. Papanastasiou, and S. Pirandola, Continuous-variable measurement-device-independent quantum key distribution: Composable security against coherent attacks, *Phys. Rev. A* **97**, 052327 (2018).
 - [41] F. Grosshans and P. Grangier, Continuous variable quantum cryptography using coherent states, *Phys. Rev. Lett* **88**, 057902 (2002).
 - [42] C. Weedbrook, S. Pirandola, and T. C. Ralph, Continuous-variable quantum key distribution using thermal states, *Phys. Rev. A* **86**, 022318 (2012).
 - [43] S. Pirandola, R. Laurenza, C. Ottaviani, and L. Banchi, Fundamental limits of repeaterless quantum communications, *Nature Communications* **8**, 15043 (2017).
 - [44] H. Nyquist, Certain topics in telegraph transmission theory, *Trans. Am. Inst. Electr. Eng.* **47**, 617 (1928).
 - [45] S. Ast, M. Mehmet, and R. Schnabel, High-bandwidth squeezed light at 1550 nm from a compact monolithic PPKTP cavity, *Opt. Express* **21**, 13572 (2013).
 - [46] R. García-Patrón and N. J. Cerf, Continuous-Variable Quantum Key Distribution Protocols Over Noisy Channels, *Phys. Rev. Lett* **102**, 130501 (2009).
 - [47] C. Macklin, K. O’Brien, D. Hover, M. E. Schwartz, V. Bolkhovskiy, X. Zhang, W. D. Oliver, and I. Siddiqi, A near-quantum-limited Josephson traveling-wave parametric amplifier, *Science* **350**, 307 (2015).
 - [48] M. Perelshtein, K. Petrovnnin, V. Vesterinen, S. H. Raja, I. Lilja, M. Will, A. Savin, S. Simbierowicz, R. Jabdaraghi, J. Lehtinen, L. Grönberg, J. Hassel, M. Prunnila, J. Govenius, S. Paraoanu, and P. Hakonen, Broadband continuous variable entanglement generation using Kerr-free Josephson metamaterial, (2021), arXiv:2111.06145 [quant-ph].
 - [49] B. H. Schneider, A. Bengtsson, I. M. Svensson, T. Aref, G. Johansson, J. Bylander, and P. Delsing, Observation of Broadband Entanglement in Microwave Radiation from a Single Time-Varying Boundary Condition, *Phys. Rev. Lett* **124**, 140503 (2020).
 - [50] J. Y. Qiu, A. Grimsmo, K. Peng, B. Kannan, B. Lienhard, Y. Sung, P. Krantz, V. Bolkhovskiy, G. Calusine, D. Kim, A. Melville, B. M. Niedzielski, J. Yoder, M. E. Schwartz, T. P. Orlando, I. Siddiqi, S. Gustavsson, K. P. O’Brien, and W. D.

- Oliver, Broadband Squeezed Microwaves and Amplification with a Josephson Traveling Wave Parametric Amplifier, (2022), arXiv:2201.11261.
- [51] D. Huang, D. Lin, C. Wang, W. Liu, S. Fang, J. Peng, P. Huang, and G. Zeng, Continuous-variable quantum key distribution with 1 Mbps secure key rate, *Optics Express* **23**, 17511 (2015).
- [52] X. Tang, R. Kumar, S. Ren, A. Wonfor, R. Penty, and I. White, Performance of continuous variable quantum key distribution system at different detector bandwidth, *Opt. Commun.* **471**, 126034 (2020).
- [53] S. Sarmiento, S. Etcheverry, J. Aldama, I. H. López, L. T. Vidarte, G. B. Xavier, D. A. Nolan, J. S. Stone, M. J. Li, D. Loeber, and V. Pruneri, Continuous-Variable Quantum Key Distribution over 15 km Multi-Core Fiber, , 3 (2022), arXiv:2201.03392.
- [54] J. Lodewyck, M. Bloch, R. García-Patrón, S. Fossier, E. Karpov, E. Diamanti, T. Debuisschert, N. J. Cerf, R. Tualle-Broui, S. W. McLaughlin, and P. Grangier, Quantum key distribution over 25 km with an all-fiber continuous-variable system, *Phys. Rev. A* **76**, 042305 (2007).
- [55] S. Shrestha and D.-Y. Choi, Rain Attenuation Study over an 18 GHz Terrestrial Microwave Link in South Korea, *Int. J. Antennas Propag* **2019**, 1 (2019).
- [56] Z. Zhao and Z. Wu, Millimeter-wave attenuation due to fog and clouds, *J. Infrared Millim. Terahertz Waves* **21**, 1607 (2000).
- [57] J. Fišák, D. Řezáčová, and J. Mattanen, Calculated and measured values of liquid water content in clean and polluted environments, *Stud. Geophys. Geod* **50**, 121 (2006).
- [58] I. I. Kim, B. McArthur, and E. J. Korevaar, Comparison of laser beam propagation at 785 nm and 1550 nm in fog and haze for optical wireless communications, in *Optical Wireless Communications III*, Vol. 4214 (SPIE, 2001).
- [59] M. Sanz, K. G. Fedorov, F. Deppe, and E. Solano, Challenges in open-air microwave quantum communication and sensing, in *2018 IEEE Conference on Antenna Measurements Applications (CAMA)* (2018).