

The possible assignments of the scalar $K_0^*(1950)$ and $K_0^*(2130)$ within the 3P_0 model

Tian-Ge Li, Zhuo Gao, and Guan-Ying Wang*

Joint Research Center for Theoretical Physics, School of Physics and Electronics, Henan University, Kaifeng 475004, China

De-Min Li† and En Wang‡

School of Physics and Microelectronics, Zhengzhou University, Zhengzhou, Henan 450001, China

Jingya Zhu§

Joint Research Center for Theoretical Physics, School of Physics and Electronics, Henan University, Kaifeng 475004, China

(Dated: April 1, 2022)

We have evaluated the strong decays of the $K_0^*(1950)$ and $K_0^*(2130)$ within the 3P_0 model, by employing the meson wave functions from the relativized quark model. By comparing with the experimental measurements, the $K_0^*(2130)$ could be assigned as $K_0^*(3^3P_0)$, while the $K_0^*(1950)$ seems like an exotic state, because its width can not be reasonably reproduced within the 3P_0 model. We also predict that the $K_0^*(2^3P_0)$ state has a mass of about 1811 MeV and a width of about 656 MeV, while the $K_0^*(4^3P_0)$ state has a mass of about 2404 MeV and a width of about 180 MeV.

PACS numbers:

I. INTRODUCTION

According to the theory of quantum chromodynamics (QCD), in addition to the conventional $q\bar{q}$ mesons, the so-called exotic states are also permitted, such as tetraquarks, molecules, glueballs, and hybrids [1–3]. Although many exotic states have been observed experimentally, such as $X(3872)$, $Z_c(3900)$, $Z_c(4025)$, P_c , T_{cc} , it is still difficult to distinguish between the exotic states with conventional quantum numbers and the ordinary $q\bar{q}$ mesons.

One puzzle in hadron spectra is the scalar mesons, since there are too many states to be accommodated within the quark model without difficulty [4]. For example, $K_0^*(700)$ state (also known as κ), together with its multiple partners $a_0(980)$, $f_0(500)(\sigma)$, and $f_0(980)$, does not fit well into the predictions of the quark model, since the observed mass ordering of these lowest scalar states is $m_\sigma < m_\kappa < m_{a_0, f_0}$ [5], while in the conventional quark model, by a naive counting of the quark mass, the mass ordering of the scalar $q\bar{q}$ nonet should be $m_\sigma \sim m_{a_0} < m_\kappa < m_{f_0}$. These scalar states below 1 GeV are generally believed not to be $q\bar{q}$ states [2, 3, 6–9].

Within the naive quark model, it is natural to assume that the $a_0(1450)$, $K_0^*(1430)$, $f_0(1710)$, and $f_0(1370)$ are the 1^3P_0 members of the SU(3) flavor nonet [5]. The isovector scalar mesons $a_0(2020)/a_0(1950)$ are suggested to be the good candidates of the $a_0(3^3P_0)$ in our previous work [10]. However, the assignments of the excited scalar K_0^* states are still unclear. Up to now, above the $K_0^*(1430)$ mass, only two scalar states $K_0^*(1950)$ and $K_0^*(2130)$ are reported. Their masses and widths are listed in Table I.

TABLE I: The masses and widths of the excited scalar K_0^* states (in MeV).

state	mass	width	ref
$K_0^*(1950)$	$1945 \pm 10 \pm 20$	$201 \pm 34 \pm 79$	[5]
$K_0^*(2130)$	$2128 \pm 31 \pm 9$	$95 \pm 42 \pm 76$	[11]

Since $K_0^*(1950)$ was first reported in the $K\pi$ invariant mass distribution of the $K^-p \rightarrow K^-\pi^+n$ reaction by LASS in 1988 [12], it is difficult to interpret its properties within the quark model. The $K_0^*(1950)$ mass is close to the $K_0^*(2^3P_0)$ mass of about 1890 MeV predicted by the Godfrey-Isgur (GI) quark model [13]. However, it is expected that the $K_0^*(2^3P_0)$ with a mass of 1850 MeV has a width of about 450 MeV within the 3P_0 decay model [14], larger than the $K_0^*(1950)$ width. In addition, Ref. [15] recently analyzed the kaon family within the modified GI model involving the color screening effect, and predicted the mass and width of the $K_0^*(2^3P_0)$ to be $M = 1829$ MeV and $\Gamma = 1000$ MeV, respectively, both of which disfavor the assignment of $K_0^*(1950)$ as the candidate the $K_0^*(2^3P_0)$ state.

The $K_0^*(2130)$ was recently observed in the η_c decays by the BABAR Collaboration [11], and its mass is close to the $K_0^*(3^3P_0)$ mass of 2176 MeV predicted by the modified GI model [15]. In addition, we have estimated that the $n\bar{n}(3^3P_0)$ mass is about $1.9 \sim 2.0$ GeV [10], thus one can naturally expect the $K_0^*(3^3P_0)$ mass should be about $100 \sim 200$ MeV larger than the $a_0(3^3P_0)$ mass. Based on its mass information, the $K_0^*(2130)$ seems a good candidate of the $K_0^*(3^3P_0)$.

The mass information alone is insufficient to identify the $K_0^*(2130)$ as the $K_0^*(3^3P_0)$ state. We shall discuss the possibility of the $K_0^*(2130)$ as the $K_0^*(3^3P_0)$ state by studying its strong decay properties.

In this work, we will investigate the possible assignment of $K_0^*(2130)$ by analyzing the strong decay behaviors within the 3P_0 decay model. For completeness, we also check the possibility of the $K_0^*(1950)$ as the ordinary scalar mesons, since it is natural and necessary to exhaust the possible $q\bar{q}$

*Electronic address: wangguanying@henu.edu.cn

†Electronic address: lidm@zzu.edu.cn

‡Electronic address: wangen@zzu.edu.cn

§Electronic address: zhujiy@henu.edu.cn

descriptions of a newly observed state before restoring to the more exotic assignments. This paper is organized as follows. In Sec. II, we introduce the 3P_0 strong decay model used in our calculations, and the results and discussions are given in Sec. III. Finally, a summary is given in Sec. IV.

II. MODEL AND PARAMETERS

The 3P_0 model has been widely used to study the Okubo-Zweig-Iizuka (OZI)-allowed open flavor two-body strong decays, it was originally introduced by Micu [16] and further developed by Le Yaouanc *et al.* [17–19]. In the 3P_0 model, the meson strong decay takes place by producing a quark-antiquark pair with vacuum quantum number $J^{PC} = 0^{++}$. The newly produced quark-antiquark pair, together with the $q\bar{q}$ within the initial meson, regroups into two outgoing mesons in two possible quark rearrangement ways, as shown in Fig. 1. The 3P_0 model has been widely applied to study strong decays of hadrons with considerable success [10, 14, 20–33].

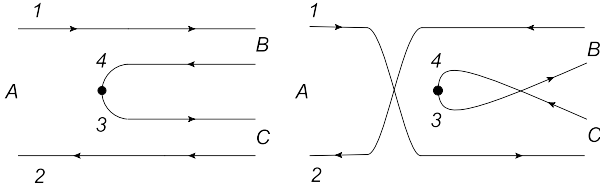


FIG. 1: Two-body-decay diagrams of $A \rightarrow BC$ according to the 3P_0 model, where a pair of quark-antiquark are created to form the final two mesons. In the left diagram, Meson B is formed by quark in Meson A combined with the created antiquark, and Meson C is formed by antiquark in Meson A combined with the created quark. In the right diagram, Meson B is formed by antiquark in Meson A combined with the created quark, and Meson C is formed by quark in Meson A combined with the created antiquark.

Following the conventions in Refs. [20, 21], the transition operator T of the decay $A \rightarrow BC$ in the 3P_0 model is given by

$$T = -3\gamma \sum_m \langle 1m1 - m | 00 \rangle \int d^3p_3 d^3p_4 \delta^3(p_3 + p_4) \mathcal{Y}_1^m \left(\frac{\mathbf{p}_3 - \mathbf{p}_4}{2} \right) \chi_{1-m}^{34} \phi_0^{34} \omega_0^{34} b_3^\dagger(\mathbf{p}_3) d_4^\dagger(\mathbf{p}_4), \quad (1)$$

where the γ is a dimensionless parameter corresponding to the production strength of the quark-antiquark pair $q_3\bar{q}_4$ with quantum number $J^{PC} = 0^{++}$. \mathbf{p}_3 and \mathbf{p}_4 are the momenta of the created quark q_3 and antiquark \bar{q}_4 , respectively. χ_{1-m}^{34} , ϕ_0^{34} , and ω_0^{34} are the spin, flavor, and color wave functions of $q_3\bar{q}_4$ system, respectively. The solid harmonic polynomial $\mathcal{Y}_1^m(\mathbf{p}) \equiv |p|^1 Y_1^m(\theta_p, \phi_p)$ reflects the momentum-space distribution of the $q_3\bar{q}_4$.

The S matrix of the process $A \rightarrow BC$ is defined by

$$\langle BC | S | A \rangle = I - 2\pi i \delta(E_A - E_B - E_C) \langle BC | T | A \rangle, \quad (2)$$

where $|A\rangle$ ($|B\rangle$, $|C\rangle$) are the wave functions of the mock mesons defined by Ref. [34].

The transition matrix element $\langle BC | T | A \rangle$ can be written as

$$\langle BC | T | A \rangle = \delta^3(\mathbf{p}_A - \mathbf{p}_B - \mathbf{p}_C) \mathcal{M}^{M_{J_A} M_{J_B} M_{J_C}}(\mathbf{p}), \quad (3)$$

where $\mathcal{M}^{M_{J_A} M_{J_B} M_{J_C}}(\mathbf{p})$ is the helicity amplitude.

The partial wave amplitude $\mathcal{M}^{LS}(\mathbf{p})$ can be given by [35],

$$\begin{aligned} \mathcal{M}^{LS}(\mathbf{p}) = & \sum_{\substack{M_{J_B}, M_{J_C}, \\ M_S, M_L}} \langle L M_L S M_S | J_A M_{J_A} \rangle \\ & \langle J_B M_{J_B} J_C M_{J_C} | S M_S \rangle \\ & \times \int d\Omega Y_{LM_L}^* \mathcal{M}^{M_{J_A} M_{J_B} M_{J_C}}(\mathbf{p}). \end{aligned} \quad (4)$$

Various 3P_0 models exist in literature and typically differ in the choices of the pair-production vertex, the phase space conventions, and the meson wave functions employed. In this work, we restrict to the simplest vertex as introduced originally by Micu [16] which assumes a spatially constant pair-production strength γ , adopt the relativistic phase space, and employ the relativized quark model (RQM) wave functions [13].

With the relativistic phase space, the decay width $\Gamma(A \rightarrow BC)$ can be expressed in terms of the partial wave amplitude

$$\Gamma(A \rightarrow BC) = \frac{\pi |\mathbf{p}|}{4M_A^2} \sum_{LS} |\mathcal{M}^{LS}(\mathbf{p})|^2, \quad (5)$$

where $|\mathbf{p}| = \sqrt{[M_A^2 - (M_B + M_C)^2][M_A^2 - (M_B - M_C)^2]/(2M_A)}$, and M_A , M_B , and M_C are the masses of the mesons A , B , and C , respectively.

III. RESULTS

In our calculations, the parameters involve the $q\bar{q}$ pair production strength γ , and the ones in relativized quark model, as used in the work of Godfrey and Isgur [13]. The flavor wave functions for the mesons are adopted by following the conventions of Refs. [13, 14] except for (1) $f_1(1285) = -0.28n\bar{n} + 0.96s\bar{s}$ and $f_1(1420) = -0.96n\bar{n} - 0.28s\bar{s}$ as Ref. [36], (2) $\eta(1295) = (n\bar{n} - s\bar{s})/\sqrt{2}$ and $\eta(1475) = (n\bar{n} + s\bar{s})/\sqrt{2}$ as Ref. [37], where $n\bar{n} = (u\bar{u} + d\bar{d})/\sqrt{2}$. The masses of the final mesons are taken from the Review of Particle Physics [5].

We take $\gamma = 0.52$ by fitting to the total width of $K_0^*(1430)$ as the 1^3P_0 state. The decay widths of $K_0^*(1430)$ as the $K_0^*(1^3P_0)$ state are listed in Table II. According to our results, the dominant decay mode of $K_0^*(1430)$ is $K\pi$, which is consistent with the experimental data [5].

With the parameter $\gamma = 0.52$, we have calculated the decay widths of $K_0^*(1950)$ as the $K_0^*(2^3P_0)$ and $K_0^*(3^3P_0)$ states, respectively, which are listed in Table III. The total widths of the $K_0^*(2^3P_0)$ and $K_0^*(3^3P_0)$ states with a mass of 1945 MeV are expected to be 1308 MeV and 74 MeV, respectively. By comparing with the $K_0^*(1950)$ width $\Gamma = 201 \pm 34 \pm 79$

TABLE II: Decay widths of $K_0^*(1430)$ as 1^3P_0 state (in MeV).

Channel	Mode	$\Gamma_i(1^3P_0)$
$0^+ \rightarrow 0^- + 0^-$	$K\pi$	262.53
	$K\eta$	9.42
$0^+ \rightarrow 0^- + 1^+$	πK_{1B}	< 0.1
	Total width	271.95
	Experiment	270 ± 80

TABLE III: Decay widths of $K_0^*(1950)$ as 2^3P_0 and 3^3P_0 states (in MeV). The initial state mass is 1945 MeV.

Channel	Mode	$\Gamma_i(2^3P_0)$	$\Gamma_i(3^3P_0)$
$0^+ \rightarrow 0^- + 0^-$	πK	78.26	1.64
	$K\eta$	1.74	< 0.01
	$K\eta'$	11.39	1.37
	$\pi(1300)K$	170.82	6.79
	$K\eta(1295)$	147.80	4.15
$0^+ \rightarrow 0^- + 1^+$	$\pi K(1460)$	91.15	0.34
	$Ka_1(1260)$	57.37	0.03
	$Kb_1(1235)$	106.81	10.46
	$h_1(1415)K$	11.70	2.77
	$h_1(1170)K$	5.87	< 0.01
	$Kf_1(1420)$	2.05	0.02
	$Kf_1(1285)$	4.59	< 0.01
	πK_{1A}	132.10	1.13
	πK_{1B}	25.27	2.08
	ηK_{1B}	54.80	6.70
$0^+ \rightarrow 1^- + 1^-$	$K^*(892)\rho$	204.87	18.60
	$K^*(892)\phi(1020)$	9.17	0.04
	$K^*(892)\omega$	192.59	17.84
$0^+ \rightarrow 0^- + 2^-$	$\pi K_2(1770)$	0.02	0.03
	Total width	1308.38	74.01
	Experiment	$201 \pm 34 \pm 79$	

MeV [5], it is hard to assign the $K_0^*(1950)$ as the ordinary scalar $q\bar{q}$ meson.

Then we will discuss the possible assignment of the $K_0^*(2130)$ state. We have shown the decay widths of $K_0^*(2130)$ as the $K_0^*(3^3P_0)$ and $K_0^*(4^3P_0)$ states in Table IV, and total width is expected to be about 105 MeV and 20 MeV, respectively for the cases of the $K_0^*(3^3P_0)$ and $K_0^*(4^3P_0)$. The dependences of the total widths of $K_0^*(3^3P_0)$ and $K_0^*(4^3P_0)$ on the initial state mass are shown in Fig. 2 and Fig. 3, respectively. Within the uncertainties of the $K_0^*(2130)$ mass, the total width of $K_0^*(3^3P_0)$ is in agreement with the experimental data $\Gamma = 95 \pm 42 \pm 76$ MeV [5], which implies that the $K_0^*(2130)$ should be the good candidate of the $K_0^*(3^3P_0)$ state.

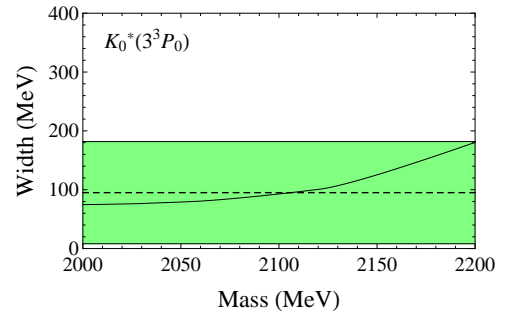
Phenomenologically, it is suggested that the light mesons could be grouped into the following Regge trajectories [29, 33, 38],

$$M_n^2 = M_0^2 + (n-1)\mu^2, \quad (6)$$

where M_0 is the lowest-lying meson mass, n is the radial quantum number, and μ^2 is the slope parameter of the

TABLE IV: Decay widths of $K_0^*(2130)$ as 3^3P_0 and 4^3P_0 states (in MeV). The initial state mass is 2128 MeV.

Channel	Mode	$\Gamma_i(3^3P_0)$	$\Gamma_i(4^3P_0)$
$0^+ \rightarrow 0^- + 0^-$	πK	8.58	0.08
	$K\eta$	0.07	< 0.01
	$K\eta'$	0.21	0.29
	$\pi(1300)K$	4.35	4.09
	$K\eta(1295)$	7.38	3.55
	$\pi K(1460)$	8.83	2.83
	$K\eta(1475)$	< 0.01	0.05
	$K(1460)\eta$	0.87	< 0.01
	$Ka_1(1260)$	3.58	0.09
	$Kb_1(1235)$	1.63	1.52
$0^+ \rightarrow 0^- + 1^+$	$h_1(1415)K$	12.41	0.02
	$h_1(1170)K$	0.84	0.11
	$Kf_1(1420)$	0.04	0.10
	$Kf_1(1285)$	0.16	< 0.01
	πK_{1A}	2.01	0.19
	πK_{1B}	0.06	3.02
	ηK_{1B}	2.67	0.32
	ηK_{1A}	3.26	0.04
	$K^*(892)\rho$	14.27	0.61
	$K^*(892)\phi(1020)$	1.42	0.08
$0^+ \rightarrow 1^- + 1^-$	$K^*(892)\omega$	14.97	0.41
	$K^*(892)a_1(1260)$	1.20	0.16
	$K^*(892)b_1(1235)$	0.15	0.02
	$K^*(892)h_1(1170)$	2.33	0.26
$0^+ \rightarrow 1^+ + 1^-$	ρK_{1B}	2.56	0.11
	ωK_{1B}	2.87	0.30
	$\pi K_2(1820)$	1.28	0.11
	$\pi K_2(1770)$	7.22	1.69
	$\eta_2(1645)K$	0.05	0.02
	Total width	105.33	20.07
	Experiment	$95 \pm 42 \pm 76$	

FIG. 2: The dependence of the total width of $K_0^*(3^3P_0)$ on the initial state mass. The experimental total width of the $K_0^*(2130)$ is denoted by the dashed line with a green band.

corresponding trajectory. In the presence of $K_0^*(1430)$ and $K_0^*(2130)$ being the $K_0^*(1^3P_0)$ and $K_0^*(3^3P_0)$ states, we can roughly estimate the $K_0^*(2^3P_0)$ mass to be about 1811 MeV and $K_0^*(4^3P_0)$ mass to be about 2404 MeV as shown in Fig. 4.

It should be pointed out that, in our previous work [10], the mass scale for the $n\bar{n}(2^3P_0)$ nonets is expected to be 1700 ~ 1800 MeV. In addition, the mass of $K_0^*(2^3P_0)$ state is predicted

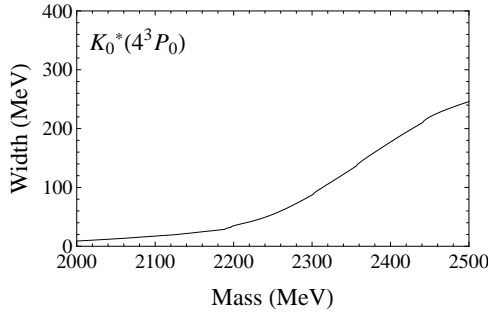


FIG. 3: The dependence of the total width of $K_0^*(4^3P_0)$ on the initial state mass.

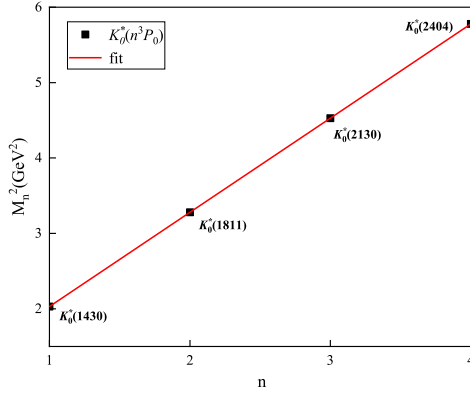


FIG. 4: The Regge trajectory of the $K_0^*(n^3P_0)$ ($n = 1, 2, 3, 4$) states, where M_n is its mass, and the red line is the fitting result.

to be 1890 MeV by the GI model [13] and to be 1829 MeV by the modified GI model [15]. The prediction of the $K_0^*(2^3P_0)$ mass from the Regge trajectories is consistent with these previous predictions. The strong decays of $K_0^*(2^3P_0)$ with a mass of 1811 MeV are presented in Table V. The dependence of the total width of $K_0^*(2^3P_0)$ on the initial state mass is shown in Fig. 5. When the initial state mass varies from 1700 MeV to 1900 MeV, the total width of the $K_0^*(2^3P_0)$ varies from about 215 MeV to 1111 MeV. The decay width varies greatly, since some decay modes are open gradually. The total width of $K_0^*(2^3P_0)$ is expected to be about 656 MeV. The dominant decay modes of $K_0^*(2^3P_0)$ are $\pi(1300)K$, $K\eta(1295)$, and $\pi K(1460)$. The $K_0^*(2^3P_0)$ is predicted to be a broad state, which could be the reason that the $K_0^*(2^3P_0)$ candidate is not yet observed experimentally.

We show the partial decay widths and the total decay width of the $K_0^*(4^3P_0)$ state with a mass of 2404 MeV in Table VI. The total width of $K_0^*(4^3P_0)$ is expected to be about 180 MeV. The dominant decay modes of $K_0^*(4^3P_0)$ include $K^*(1410)^+\omega$, $K^*(1410)^+\rho$, $K^*(892)\omega(1420)$. The dependence of the total width of the $K_0^*(4^3P_0)$ state on the initial state mass is shown in Fig. 3. When the initial state mass varies from 2300 MeV to 2500 MeV, the total width of the $K_0^*(4^3P_0)$ varies from about

TABLE V: Decay widths of $K_0^*(2^3P_0)$ (in MeV). The initial state mass is 1811 MeV.

Channel	Mode	$\Gamma_i(2^3P_0)$
$0^+ \rightarrow 0^- + 0^-$	πK	57.13
	$\pi(1300)K$	96.06
	$K\eta$	1.01
	$K\eta'$	0.77
	$K\eta(1295)$	100.95
$0^+ \rightarrow 0^- + 1^+$	$\pi K(1460)$	99.91
	$h_1(1170)K$	4.42
	$Ka_1(1260)$	16.35
	$Kf_1(1285)$	0.42
	$Kb_1(1235)$	33.29
$0^+ \rightarrow 1^- + 1^-$	πK_{1A}	64.31
	πK_{1B}	24.37
	$K^*(892)\rho$	81.42
	$K^*(892)\omega$	75.93
	Total width	656.34

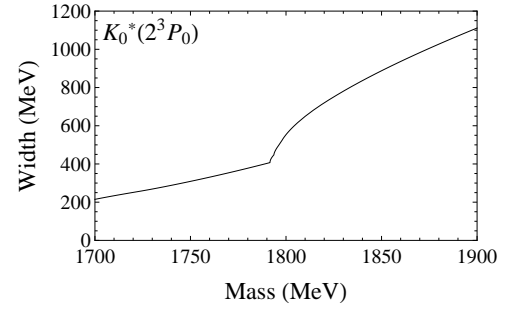


FIG. 5: The dependence of the total width of $K_0^*(2^3P_0)$ on the initial state mass.

88 ~ 246 MeV.

TABLE VI: Decay widths of $K_0^*(4^3P_0)$ (in MeV). The initial state mass is 2404 MeV.

Channel	Mode	$\Gamma_i(4^3P_0)$
$0^+ \rightarrow 0^- + 0^-$	πK	0.60
	$K\eta$	< 0.01
	$K\eta'$	0.28
	$\pi(1300)K$	0.16
	$K\eta(1295)$	0.07
	$\pi K(1460)$	0.12
	$K\eta(1475)$	< 0.01
	$K(1460)\eta$	0.31
	$Ka_1(1260)$	0.70
	$Kb_1(1235)$	4.50
$0^+ \rightarrow 0^- + 1^+$	$h_1(1415)K$	4.60
	$h_1(1170)K$	0.06
	$Kf_1(1420)$	0.21
	$Kf_1(1285)$	0.03
	πK_{1A}	0.02
	πK_{1B}	1.69
	ηK_{1B}	2.74
	ηK_{1A}	0.98
	$\eta' K_{1B}$	0.08
	$\eta' K_{1A}$	0.01
$0^+ \rightarrow 0^+ + 1^-$	$Ka_1(1640)$	0.23
	$K_0^*(1430)\rho$	0.09
$0^+ \rightarrow 1^- + 1^-$	$K^*(892)\rho$	8.76
	$K^*(892)\rho(1450)$	6.34
	$K^*(892)\omega(1420)$	19.83
	$K^*(892)\phi(1020)$	0.02
	$K^*(892)\omega$	8.15
	$K^*(1410)\rho$	32.46
	$K^*(1410)\omega$	36.79
	$K^*(892)a_1(1260)$	2.50
	$K^*(892)b_1(1235)$	0.03
	$K^*(892)h_1(1170)$	0.13
$0^+ \rightarrow 1^+ + 1^-$	$K^*(892)h_1(1415)$	< 0.01
	$K^*(892)f_1(1420)$	0.69
	$K^*(892)f_1(1285)$	0.34
	ρK_{1A}	< 0.01
	ωK_{1A}	< 0.01
	ϕK_{1B}	0.25
	ρK_{1B}	1.29
	ωK_{1B}	0.22
	$\pi K_2(1820)$	0.17
	$\pi K_2(1770)$	2.03
$0^+ \rightarrow 0^- + 2^-$	$K\pi_2(1670)$	7.15
	$\eta_2(1645)K$	4.02
	$\eta_2(1870)K$	0.07
	$\eta K_2(1820)$	0.05
	$\eta K_2(1770)$	< 0.01
$0^+ \rightarrow 1^- + 2^+$	$K^*(892)f_2(1270)$	0.93
	$K^*(892)a_2(1320)$	12.56
	$K_2^*(1430)\rho$	17.92
	Total width	180.23

IV. SUMMARY

In this work, we have discussed the possible assignments of $K_0^*(1950)$ and $K_0^*(2130)$ by calculating the strong decay widths within the 3P_0 strong decay model.

We suggest that the $K_0^*(2130)$ could be assigned as $K_0^*(3^3P_0)$ based on its mass and width. However, the $K_0^*(1950)$ seems like an exotic state, because its width can not be reasonably reproduced within the 3P_0 model.

With the assignment of the $K_0^*(2130)$ as the $K_0^*(3^3P_0)$ state, we have roughly estimated the masses of $K_0^*(2^3P_0)$ and $K_0^*(4^3P_0)$ to be about 1811 MeV and 2404 MeV, respectively, within the Regge trajectories. The total width of $K_0^*(2^3P_0)$ is predicted to be about 656 MeV, which implies that this state is not easy to be observed experimentally. The total width of $K_0^*(4^3P_0)$ is predicted to be about 180 MeV, which could be helpful to search for the $K_0^*(4^3P_0)$ state in future.

V. ACKNOWLEDGEMENTS

This work is partly supported by the China Postdoctoral Science Foundation Funded Project under Grand

No.2021M701086, and supported by the Natural Science Foundation of Henan under Grand No.212300410123 and No.222300420554. It is also supported by the National Natural Science Foundation of China under Grant No.12192263. It is also supported by the Key Research Projects of Henan Higher Education Institutions under No.20A140027, the Project of Youth Backbone Teachers of Colleges and Universities of Henan Province (2020GGJS017), the Youth Talent Support Project of Henan (2021HYTP002), the Fundamental Research Cultivation Fund for Young Teachers of Zhengzhou University (JC202041042), and the Open Project of Guangxi Key Laboratory of Nuclear Physics and Nuclear Technology, No.NLK2021-08.

-
- [1] J. M. Richard, Exotic hadrons: review and perspectives, *Few Body Syst.* **57** (2016), 1185-1212.
 - [2] R. L. Jaffe, Exotica, *Phys. Rept.* **409** (2005), 1-45.
 - [3] C. Amsler and N. A. Tornqvist, Mesons beyond the naive quark model, *Phys. Rept.* **389** (2004), 61-117.
 - [4] G. 't Hooft, G. Isidori, L. Maiani, A. D. Polosa and V. Riquer, A Theory of Scalar Mesons, *Phys. Lett. B* **662** (2008), 424-430.
 - [5] P. A. Zyla *et al.* [Particle Data Group], Review of Particle Physics, *PTEP* **2020** (2020), 083C01.
 - [6] F. E. Close and N. A. Tornqvist, Scalar mesons above and below 1 GeV, *J. Phys. G* **28**, R249 (2002).
 - [7] J. R. Pelaez, On the Nature of Light Scalar Mesons from Their Large N_c Behavior, *Phys. Rev. Lett.* **92**, 102001 (2004).
 - [8] L. Maiani, F. Piccinini, A. D. Polosa, and V. Riquer, A New Look at Scalar Mesons, *Phys. Rev. Lett.* **93**, 212002 (2004).
 - [9] G. Eichmann, C. S. Fischer, and W. Heupel, The light scalar mesons as tetraquarks, *Phys. Lett. B* **753**, 282 (2016).
 - [10] G. Y. Wang, S. C. Xue, G. N. Li, E. Wang and D. M. Li, Strong decays of the higher isovector scalar mesons, *Phys. Rev. D* **97** (2018), 034030.
 - [11] J. P. Lees *et al.* [BaBar], Light meson spectroscopy from Dalitz plot analyses of η_c decays to $\eta' K^+ K^-$, $\eta' \pi^+ \pi^-$, and $\eta \pi^+ \pi^-$ produced in two-photon interactions, *Phys. Rev. D* **104** (2021), 072002.
 - [12] D. Aston, N. Awaji, T. Bienz, F. Bird, J. D'Amore, W. Dunwoodie, R. Endorf, K. Fujii, H. Hayashi and S. Iwata, *et al.* A Study of $K^- \pi^+$ Scattering in the Reaction $K^- p \rightarrow K^- \pi^+ n$ at 11-GeV/c, *Nucl. Phys. B* **296** (1988), 493-526.
 - [13] S. Godfrey and N. Isgur, Mesons in a Relativized Quark Model with Chromodynamics, *Phys. Rev. D* **32**, 189 (1985).
 - [14] T. Barnes, N. Black, and P. R. Page, Strong decays of strange quarkonia, *Phys. Rev. D* **68**, 054014 (2003).
 - [15] C. Q. Pang, J. Z. Wang, X. Liu and T. Matsuki, A systematic study of mass spectra and strong decay of strange mesons, *Eur. Phys. J. C* **77** (2017), 861.
 - [16] L. Micu, Decay rates of meson resonances in a quark model, *Nucl. Phys.* **B10**, 521 (1969).
 - [17] A. Le Yaouanc, L. Oliver, O. Pene, and J. C. Raynal, Naive quark pair creation model of strong interaction vertices, *Phys. Rev. D* **8**, 2223 (1973).
 - [18] A. Le Yaouanc, L. Oliver, O. Pene, and J.-C. Raynal, Naive quark pair creation model and baryon decays, *Phys. Rev. D* **9**, 1415 (1974).
 - [19] A. Le Yaouanc, L. Oliver, O. Pene, and J. C. Raynal, *Hadron Transitions in the Quark Model* (Gordon and Breach, New York, 1988).
 - [20] W. Roberts and B. Silvestre-Brac, General method of calculation of any hadronic decay in the 3P_0 triplet model, *Few-Body Syst.* **11**, 171 (1992).
 - [21] H. G. Blundell, Meson properties in the quark model: A look at some outstanding problems, *hep-ph/9608473*.
 - [22] T. Barnes, F. E. Close, P. R. Page, and E. S. Swanson, Higher quarkonia, *Phys. Rev. D* **55**, 4157 (1997).
 - [23] F. E. Close and E. S. Swanson, Dynamics and decay of heavy-light hadrons, *Phys. Rev. D* **72**, 094004 (2005).
 - [24] T. Barnes, S. Godfrey, and E. S. Swanson, Higher charmonia, *Phys. Rev. D* **72**, 054026 (2005).
 - [25] B. Zhang, X. Liu, W. Z. Deng, and S. L. Zhu, $D_{sJ}(2860)$ and $D_{sJ}(2715)$, *Eur. Phys. J. C* **50**, 617 (2007).
 - [26] D. M. Li and E. Wang, Canonical interpretation of the $\eta_2(1870)$, *Eur. Phys. J. C* **63**, 297 (2009).
 - [27] D. M. Li, P. F. Ji, and B. Ma, The newly observed open-charm states in quark model, *Eur. Phys. J. C* **71**, 1582 (2011).
 - [28] Q. F. Lü and D. M. Li, Understanding the charmed states recently observed by the LHCb and BaBar Collaborations in the quark model, *Phys. Rev. D* **90**, 054024 (2014).

- [29] T. T. Pan, Q. F. Lü, E. Wang and D. M. Li, Strong decays of the $X(2500)$ newly observed by the BESIII Collaboration, Phys. Rev. D **94**, no. 5, 054030 (2016).
- [30] Q. F. Lü, T. T. Pan, Y. Y. Wang, E. Wang, and D. M. Li, Excited bottom and bottom-strange mesons in the quark model, Phys. Rev. D **94**, 074012 (2016).
- [31] Z. Y. Li, D. M. Li, E. Wang, W. C. Yan and Q. T. Song, Assignments of the $Y(2040)$, $\rho(1900)$, and $\rho(2150)$ in the quark model, Phys. Rev. D **104** (2021), 034013.
- [32] W. Hao, G. Y. Wang, E. Wang, G. N. Li and D. M. Li, Canonical interpretation of the $X(4140)$ state within the 3P_0 model, Eur. Phys. J. C **80** (2020), 626.
- [33] S. C. Xue, G. Y. Wang, G. N. Li, E. Wang and D. M. Li, The possible members of the 5^1S_0 meson nonet, Eur. Phys. J. C **78** (2018), 479.
- [34] C. Hayne and N. Isgur, Beyond the Wave Function at the Origin: Some Momentum Dependent Effects in the Nonrelativistic Quark Model, Phys. Rev. D **25**, 1944 (1982).
- [35] M. Jacob and G. C. Wick, On the general theory of collisions for particles with spin, Annals Phys. **7**, 404 (1959).
- [36] D. M. Li, H. Yu and Q. X. Shen, Is $f_1(1420)$ the partner of $f_1(1285)$ in the 3P_1 $q\bar{q}$ nonet?, Chin. Phys. Lett. **17** (2000), 558-559.
- [37] J. S. Yu, Z. F. Sun, X. Liu, and Q. Zhao, Categorizing resonances $X(1835)$, $X(2120)$ and $X(2370)$ in the pseudoscalar meson family, Phys. Rev. D **83**, 114007 (2011).
- [38] A. V. Anisovich, V. V. Anisovich and A. V. Sarantsev, Systematics of $q\bar{q}$ states in the (n, M^2) and (J, M^2) planes, Phys. Rev. D **62**, 051502 (2000).