

# Classical ground states of spin lattices

Heinz-Jürgen Schmidt<sup>1</sup> and Johannes Richter<sup>2,3</sup>

<sup>1</sup> *Fachbereich Physik, Universität Osnabrück, D - 49069 Osnabrück, Germany*

<sup>2</sup> *Institut für Physik, Otto-von-Guericke-Universität Magdeburg,  
P.O. Box 4120, D - 39016 Magdeburg, Germany and*

<sup>3</sup> *Max-Planck-Institut für Physik komplexer Systeme,  
Nöthnitzer Straße 38, D - 01187 Dresden, Germany*

We present a generalization of the Luttinger-Tisza-Lyons-Kaplan (LTLK) theory of classical ground states of Bravais lattices with Heisenberg coupling to non-Bravais lattices. It consists of adding certain Lagrange parameters to the diagonal of the Fourier transformed coupling matrix analogous to the theory of the general ground state problem already published. This approach is illustrated by an application to a modified honeycomb lattice, which has exclusive three-dimensional ground states as well as a classical spin-liquid ground state for different values of the two coupling constants. Another example, the modified square lattice, shows that we can also obtain so-called incommensurable ground states by our method.

## I. INTRODUCTION

A fundamental property of spin systems including lattices is the set of ground states and the ground state energy per site. The classical limit of these quantities is also of interest and has been studied in numerous papers, of which we will only mention a selection here [1–12]. Classical ground states are not only relevant for spin systems with large spin but often define the relevant order parameter in quantum systems. Moreover, they serve as starting point for quantum methods such as the spin wave theory and the coupled cluster method, see, e. g., [13–16]. To detect the classical ground state of spin systems can be difficult in presence of frustration, where non-collinear spin orders, incommensurate spiral phases, or massively degenerated ground state manifolds may appear, see, e. g., [17, 18]. An additional challenge appears if the lattice primitive unit cell contains more than one site and/or the exchange couplings extend beyond the nearest-neighbor separation.

The theory of classical ground states of spin lattices can be traced back to the seminal paper of J. M. Luttinger and L. Tisza [1] that is, however confined to dipole interaction. The Luttinger-Tisza approach has been generalized to Heisenberg spin systems with general coupling coefficients  $J_{\mu\nu}$  by D. H. Lyons and T. A. Kaplan [2, 8] and can be summarized as follows: The problem of finding the minimum of  $\sum_{\mu\nu} J_{\mu\nu} \mathbf{s}_\mu \cdot \mathbf{s}_\nu$  subject to the “strong constraint”  $\mathbf{s}_\mu \cdot \mathbf{s}_\mu = 1$  for all  $\mu = 1, \dots, M$  can be replaced by the same problem, but with the “weak constraint”  $\sum_\mu \mathbf{s}_\mu \cdot \mathbf{s}_\mu = M$ , where  $M$  denotes the number of spins (see Section II A for the detailed definitions). The latter problem is solved by finding the minimal eigenvalue of the symmetric  $J$ -matrix with entries  $J_{\mu\nu}$ . This eigenvalue problem is simplified by accounting for the invariance of the  $J$ -matrix under lattice translation which leads to the consideration of the Fourier transformed  $J$ -matrix  $\hat{J}(\mathbf{q})$ . It may happen that the ground state constructed by superpositions of the eigenvectors corresponding to the minimal eigenvalue already satisfies the strong constraint. This will be the case for Bravais lattices, as shown in [2], but may also hold for some non-Bravais lattices. The problem remains to solve the ground state problem in cases where the LTLK theory does not work since the strong constraint cannot be replaced by the weak constraint.

Our approach will be based on the “Lagrange-variety theory” of classical ground states given in [6, 11, 19–23] which is intended to apply to general Heisenberg systems and is not specifically tailored for spin lattices. The basic result of this theory is that the ground states can be constructed by superpositions of the eigenvectors corresponding to the minimal eigenvalue *not* of the original  $J$ -matrix but of the “dressed  $J$ -matrix”. The latter is obtained by adding certain Lagrange parameters to the diagonal of the  $J$ -matrix. In principle, this approach is already mentioned in [8], but is considered too complicated, since one would have to find a macroscopic number of  $10^{23}$  or so of Lagrangian parameters. However, as mentioned in [11], the presence of symmetries reduces the number of independent Lagrange parameters. In the case of lattice translation symmetry this means that we only have  $L - 1$  unknown parameters if  $L$  is the number of Bravais lattices needed to construct the spin lattice under consideration. This makes it plausible that our approach reduces to the LTLK approach in the case of a Bravais lattice, where  $L = 1$ . It is worth mentioning that our approach is able to detect non-coplanar (i.e. 3-dimensional) ground states which may lead to the emergence of scalar chiral orders as discussed for the celebrated highly frustrated kagome magnet, see Refs. [18, 24, 25].

The paper is organized as follows. In Section II A we recapitulate the general definitions and results that have already appeared in [6, 11, 19–23], while the specializations to spin lattices are presented in Section II B. The proofs of two propositions appearing in this Section are moved to the Appendix. For a first illustration, we consider the cyclic sawtooth chain consisting of 6 corner-sharing triangles. The coplanar ground states that can be also obtained

by elementary considerations are shown to result from our approach in the Sections IIC and IID. In Section IIE it is shown how to obtain a three-dimensional, less elementary ground state. Some remarks on infinite lattices and incommensurable ground states are made in Section IIF. The main applications are contained in Section III. After some general remarks in subsection III A on other possible cases we concentrate, in subsection IIIB, on the honeycomb lattice with two different coupling constants written as  $J_1 = \sin \phi$  and  $J_2 = \cos \phi$ , where  $-\pi < \phi \leq \pi$ . In the sectors  $|\phi| \geq \pi/2$  and slightly beyond we have one-dimensional ground states that can be understood elementarily. The crucial application is the construction of two different phases of three-dimensional ground states in the sectors  $|\phi| < \pi/4$  and  $\pi/4 < |\phi| < \arctan(3)$  and the corresponding closed formulas for the ground state energy. The energies of all three mentioned phases are shown to be assumed by ground states calculated numerically.

Subsection IIIC contains an example, the modified square lattice, where incommensurable ground states occur. Although this problem is, strictly speaking, beyond the present theory, we will consider an extrapolation of our method that leads to a semi-analytical calculation of the incommensurable ground states that have a lower energy than the ground states of a finite model that can be numerically calculated. In Section IV, we summarize our study in a recipe-like manner and discuss the question of whether this finds all ground states.

Throughout this paper we will call spin configurations either “three-dimensional” (non-coplanar) or “two-dimensional” (coplanar) or “one-dimensional” (collinear, Ising states), depending on the dimension of the linear space spanned by all spin vectors, and avoid the other names given in brackets.

## II. DEFINITIONS AND RESULTS

### A. General spin systems

We consider a finite system  $\mathbf{s}$  of  $M$  classical spin vectors  $\mathbf{s}_\mu$ ,  $\mu \in \mathcal{M}$ , of unit length, i. e., satisfying

$$\mathbf{s}_\mu \cdot \mathbf{s}_\mu = 1 \quad \text{for all } \mu \in \mathcal{M}. \quad (1)$$

It will be convenient to consider  $\mathbf{s}$  as an  $M \times K$ -matrix consisting of  $M$  rows  $\mathbf{s}_\mu$  and  $K$  columns  $\mathbf{s}^{(i)}$ . The dimension  $\dim$  of the spin configuration is defined as the rank of the matrix  $\mathbf{s}$  and is restricted to  $\dim = 1, 2, 3$  for physical cases. The spin system will be called a “spin lattice” if the index set  $\mathcal{M}$  has the structure

$$\mathcal{M} = \mathcal{L} \times \mathbb{Z}_{\mathbf{N}} := \mathcal{L} \times \mathbb{Z}_{N_1} \times \dots \times \mathbb{Z}_{N_d}, \quad (2)$$

where  $\mathcal{L}$  is a finite set of size  $|\mathcal{L}| = L$  (“primitive unit cell”). The finite model will consist of  $\prod_{i=1,\dots,d} N_i$  copies of the primitive unit cell and  $\mathbb{Z}_{N_i}$  denotes the range of integers modulo  $N_i$  (cyclic boundary conditions).  $d$  is the dimension of the lattice and will be restricted to the physical cases of  $d = 1, 2, 3$ . The geometry of the lattice in real space will not play any role here; in particular, the distinction between the 14 Bravais lattices for  $L = 1$  and  $d = 3$  does not matter. This may be different in concrete applications when additional symmetries beyond the translational ones become important.

We assume a Heisenberg Hamiltonian of the form

$$H(\mathbf{s}) = \sum_{\mu, \nu \in \mathcal{M}} J_{\mu\nu} \mathbf{s}_\mu \cdot \mathbf{s}_\nu, \quad (3)$$

with real coupling coefficients  $J_{\mu\nu}$  satisfying  $J_{\mu\nu} = J_{\nu\mu}$  and  $J_{\mu\mu} = 0$  for all  $\mu, \nu \in \mathcal{M}$ . These coefficients can hence be viewed as the entries of a symmetric  $M \times M$ -matrix  $\mathbb{J}$ . The Hamiltonian (3) does not uniquely determine  $\mathbb{J}$ : Let  $\lambda_\mu$ ,  $\mu = 1, \dots, M$  be arbitrary real numbers subject to the constraint

$$\sum_{\mu=1}^M \lambda_\mu = 0, \quad (4)$$

and define a new matrix  $\mathbb{J}(\boldsymbol{\lambda})$  with entries

$$J(\boldsymbol{\lambda})_{\mu\nu} := J_{\mu\nu} + \delta_{\mu\nu} \lambda_\mu, \quad (5)$$

then

$$\tilde{H}(\mathbf{s}) := \sum_{\mu,\nu=1}^M J(\boldsymbol{\lambda})_{\mu\nu} \mathbf{s}_\mu \cdot \mathbf{s}_\nu \quad (6)$$

$$\stackrel{(5)}{=} \sum_{\mu,\nu=1}^M J_{\mu\nu} \mathbf{s}_\mu \cdot \mathbf{s}_\nu + \sum_{\mu=1}^M \lambda_\mu \mathbf{s}_\mu \cdot \mathbf{s}_\mu \quad (7)$$

$$= H(\mathbf{s}) , \quad (8)$$

due to (1) and (4). The transformation  $J_{\mu\nu} \rightarrow J(\boldsymbol{\lambda})_{\mu\nu}$  according to (5) has been called a “gauge transformation” in [6] according to the close analogy with other branches of physics where this notion is common. Thus, the Heisenberg Hamiltonian does not depend on the gauge. In most problems the simplest gauge would be the “zero gauge”, i. e. , setting  $\lambda_\mu = 0$  for  $\mu = 1, \dots, M$ . However, in the present context it is crucial not to remove the gauge freedom by a certain choice of the  $\lambda_\mu$  but to retain it. We will hence explicitly stress the dependence of the coupling matrix on the undetermined  $\lambda_\mu$  by using the notation  $\mathbb{J}(\boldsymbol{\lambda})$ .  $\mathbb{J}(\boldsymbol{\lambda})$  will be called the “dressed  $\mathbb{J}$ -matrix” and its entries will be, as above, denoted by  $J(\boldsymbol{\lambda})_{\mu\nu}$ . The rationale is that we want to trace back the properties of ground states to the eigenvalues and eigenvectors of  $\mathbb{J}(\boldsymbol{\lambda})$  and these in a non-trivial way depend on  $\boldsymbol{\lambda}$ . The “undressed” matrix  $\mathbb{J}$  without  $\boldsymbol{\lambda}$  will always denote a symmetric  $M \times M$ -matrix in the zero gauge. Let  $\Lambda$  denote the  $M - 1$ -dimensional subspace of  $\mathbb{R}^M$  defined by

$$\Lambda := \left\{ \boldsymbol{\lambda} \in \mathbb{R}^M \left| \sum_{\mu=1}^M \lambda_\mu = 0 \right. \right\} \quad (9)$$

As coordinates in  $\Lambda$  we will use the first  $M - 1$  components  $\lambda_i, i = 1, \dots, M$  since the  $M$ -th component can be expressed by the others via  $\lambda_M = -\sum_{i=1}^{M-1} \lambda_i$ .

Let us, for arbitrary  $\boldsymbol{\lambda} \in \Lambda$ , denote by  $j_{\min}(\boldsymbol{\lambda})$  the lowest eigenvalue of the real, symmetric matrix  $\mathbb{J}(\boldsymbol{\lambda})$ . Then by the Ritz-Rayleigh variational principle

$$H(\mathbf{s}) \stackrel{(6-8)}{=} \sum_{\mu,\nu=1}^M J(\boldsymbol{\lambda})_{\mu\nu} \mathbf{s}_\mu \cdot \mathbf{s}_\nu \quad (10)$$

$$\geq j_{\min}(\boldsymbol{\lambda}) \sum_{\mu=1}^M \mathbf{s}_\mu \cdot \mathbf{s}_\mu \quad (11)$$

$$\stackrel{(1)}{=} M j_{\min}(\boldsymbol{\lambda}) . \quad (12)$$

This holds also for ground states  $\hat{\mathbf{s}}$  such that  $H(\hat{\mathbf{s}}) = E_{\min}$ . Hence for arbitrary  $\boldsymbol{\lambda} \in \Lambda$  we obtain the upper bound

$$j_{\min}(\boldsymbol{\lambda}) \leq \frac{1}{M} E_{\min} , \quad (13)$$

that will play a role in the definition of the critical point in (18). The inequality (13) holds for all gauges  $(\boldsymbol{\lambda})$ , especially for  $(\boldsymbol{\lambda}) = \mathbf{0}$ . The latter will be called the “Luttinger-Tizsa lower bound” to the minimal energy (per spin site). In the present paper a special gauge will become important that we will call the “ground state gauge”. It is well-known that a smooth function of a finite number of variables has a vanishing gradient at those points where it assumes its (local or global) minimum. If the definition domain of the function is constrained, as in our case of the function  $\mathbf{s} \rightarrow H(\mathbf{s})$ , its gradient no longer vanishes at the minima but will only be perpendicular to the “constraint manifold”. The resulting equation reads, in our case,

$$\sum_{\nu=1}^M J_{\mu\nu} \mathbf{s}_\nu = -\kappa_\mu \mathbf{s}_\mu, \quad \mu = 1, \dots, M . \quad (14)$$

Here the  $\kappa_\mu$  are the Lagrange parameters due to the constraints (1). This equation is only necessary but not sufficient for  $\mathbf{s}$  being a ground state. If it is satisfied we call the corresponding state a “stationary state” and will refer to (14) as the “stationary state equation” (SSE). This wording of course reflects the fact that exactly the stationary states will not move according to the equation of motion for classical spin systems, see, e. g., [6], but we will not dwell upon

this here. All ground states are stationary states but there are stationary states that are not ground states. Let us rewrite (14) in the following way:

$$\sum_{\nu=1}^M J_{\mu\nu} \mathbf{s}_\nu = (\bar{\kappa} - \kappa_\mu) \mathbf{s}_\mu - \bar{\kappa} \mathbf{s}_\mu = -\lambda_\mu \mathbf{s}_\mu - \bar{\kappa} \mathbf{s}_\mu , \quad (15)$$

where we have introduced the mean value of the Lagrange parameters

$$\bar{\kappa} := \frac{1}{M} \sum_{\mu=1}^M \kappa_\mu , \quad (16)$$

and the deviations from the mean value

$$\lambda_\mu := \kappa_\mu - \bar{\kappa}, \quad \mu = 1, \dots, M . \quad (17)$$

We denote by  $\Lambda_0 \subset \Lambda$  the set of vectors  $\boldsymbol{\lambda}$  with components (17) resulting from (14) in the case of a ground state  $\hat{\mathbf{s}}$  with unrestricted dimension  $K$ . It has been proven [11] that  $\Lambda_0$  consists of a single point  $\Lambda_0 = \{\hat{\boldsymbol{\lambda}}\}$  where the upper bound (13) is assumed:

$$j_{\min}(\hat{\boldsymbol{\lambda}}) = \frac{1}{M} E_{\min} . \quad (18)$$

We will refer to this point as the “critical point” of the function  $\boldsymbol{\lambda} \mapsto j_{\min}(\boldsymbol{\lambda})$ .

$\boldsymbol{\lambda} = \hat{\boldsymbol{\lambda}}$  will be called a “ground state gauge”. It can be used for a gauge transformation  $J_{\mu\nu} \rightarrow J(\hat{\boldsymbol{\lambda}})_{\mu\nu}$  which renders (15) in the form of an eigenvalue equation:

$$\sum_{\nu=1}^M J(\hat{\boldsymbol{\lambda}})_{\mu\nu} \hat{\mathbf{s}}_\nu = -\bar{\kappa} \hat{\mathbf{s}}_\mu \quad (19)$$

$$= j_{\min}(\hat{\boldsymbol{\lambda}}) \hat{\mathbf{s}}_\mu , \quad (20)$$

where the identification  $j_{\min}(\hat{\boldsymbol{\lambda}}) = -\bar{\kappa}$  follows from (18). This equation can be written in matrix form if we recall that  $\hat{\mathbf{s}}$  can be viewed as a matrix consisting of  $M$  rows  $\hat{\mathbf{s}}_\mu$  and  $K$  columns:

$$J(\hat{\boldsymbol{\lambda}}) \hat{\mathbf{s}} = j_{\min}(\hat{\boldsymbol{\lambda}}) \hat{\mathbf{s}} . \quad (21)$$

This means that each column  $\hat{\mathbf{s}}^{(i)}$ ,  $i = 1, \dots, K$ , of the matrix  $\hat{\mathbf{s}}$  will be an eigenvector of  $J(\hat{\boldsymbol{\lambda}})$  corresponding to the eigenvalue  $j_{\min}(\hat{\boldsymbol{\lambda}})$ .

Summarizing the theory developed so far, we can find the ground state spin configuration  $\hat{\mathbf{s}}$  as a suitable superposition of eigenvectors corresponding to the minimal eigenvalue  $j_{\min}(\hat{\boldsymbol{\lambda}})$  of the dressed  $J$ -matrix  $J(\boldsymbol{\lambda})$  at the critical point  $\hat{\boldsymbol{\lambda}}$ .

We emphasize that while the critical point  $\hat{\boldsymbol{\lambda}}$  is unique, the ground-state spin configuration  $\hat{\mathbf{s}}$  is not. Besides the “trivial” degeneracy due to rotations or reflections, there may be other “additional” degeneracies. Recall that the dimension of the ground state was left open. Therefore, it is even possible that different ground states have different dimensions. In this case, the minimal dimension of the set of ground states is an important quantity. In [11] an example is given for a system with  $N = 10$  spins, where the minimal dimension of the set of ground states is 4 with ground state energy  $E_{\min} = -60$ . In such a situation, one would have to search for physical states, i.e., with maximal dimension 3, which realize the minimum energy  $E_{\min}^{\text{phys}}$  under the dimensional constraint, which is  $E_{\min}^{\text{phys}} = -59.1728$  in the mentioned example. The present theory is not particularly suitable to solve this problem.

## B. Spin lattices

The preceding considerations are quite general and do not use the lattice structure. We will now consider this and write the indices  $\mu \in \mathcal{M}$  as  $\mu = (i, \mathbf{n})$  where  $i \in \mathcal{L}$  and  $\mathbf{n} \in \mathbb{Z}_{\mathbf{N}}$ . In the language of solid-state physics the (multi)indices  $\mathbf{n}$  and  $\mathbf{m}$  label unit cells and  $i$  and  $j$  sites in a unit cell. The coupling coefficients are correspondingly written in the form  $J_{\mu\nu} = J_{\mathbf{nm}}^{ij}$  such that the symmetry requirement reads

$$J_{\mathbf{nm}}^{ij} = J_{\mathbf{mn}}^{ji} , \quad (22)$$

for all  $i, j \in \mathcal{L}$  and  $\mathbf{n}, \mathbf{m} \in \mathbb{Z}_{\mathbf{N}}$ . The crucial assumption throughout this paper is the invariance of the coupling under lattice translations:

$$J_{\mathbf{n}+\mathbf{a}, \mathbf{m}+\mathbf{a}}^{ij} = J_{\mathbf{n}, \mathbf{m}}^{ij} , \quad (23)$$

for all  $\mathbf{a} \in \mathbb{Z}_{\mathbf{N}}$ , where the addition  $\mathbf{n} + \mathbf{a}$  is understood modulo  $N_i$  for the  $i$ -th component of the  $d$ -dimensional vector  $\mathbf{n} + \mathbf{a}$ .

As a simple standard example we consider the “cyclic sawtooth chain”, see Figure 1, left panel, consisting of  $M = 12$  spin sites arranged at  $L = 2$  concentric hexagons. This is a  $d = 1$  dimensional lattice with index set  $\mathbb{Z}_6$ . There are three different couplings  $J_1$ ,  $J_2$  and  $J_3$  between adjacent sites that are, according to (23), invariant under lattice translations, i. e., under  $60^\circ$  rotations.

It has been shown [11] that the ground state gauge  $\hat{\lambda}$  has the same symmetries as the undressed  $J$ -matrix. In our case this means that  $\hat{\lambda}_{i, \mathbf{n}}$  only depends on  $i \in \mathcal{L}$  and thus, slightly changing the notation, the dressed  $\mathbb{J}$ -matrix assumes the form

$$\mathbb{J}_{\mathbf{nm}}^{ij}(\hat{\lambda}) = J_{\mathbf{nm}}^{ij} + \hat{\lambda}_i \delta_{ij} , \quad (24)$$

again satisfying

$$\sum_{i=1}^L \hat{\lambda}_i = 0 . \quad (25)$$

The eigenvalue equation (20) following from the SSE (14) then assumes the form

$$\sum_{j\mathbf{m}} \mathbb{J}_{\mathbf{nm}}^{ij}(\hat{\lambda}) \hat{s}_{j\mathbf{m}} = j_{\min}(\hat{\lambda}) \hat{s}_{i\mathbf{n}} . \quad (26)$$

As mentioned above the ground state gauge  $\hat{\lambda}$  is uniquely determined as the point where the function  $\boldsymbol{\lambda} \mapsto j_{\min}(\boldsymbol{\lambda})$  assumes a global maximum. For large systems it will be difficult to calculate this ground state gauge and the corresponding eigenvalue  $j_{\min}(\hat{\lambda})$  directly, either analytically or numerically, since this implies the repeated calculation of the lowest eigenvalue of the large matrix  $\mathbb{J}(\boldsymbol{\lambda})$ . In this situation, one can hope to split  $\mathbb{J}(\boldsymbol{\lambda})$  into smaller blocks by exploiting its symmetry. In fact,  $\mathbb{J}(\boldsymbol{\lambda})$  commutes with the lattice translation operators  $T_{\mathbf{a}}$ ,  $\mathbf{a} \in \mathbb{Z}_{\mathbf{N}}$  and hence both operators possess a common system of eigenvectors. The eigenvectors of  $T_{\mathbf{a}}$  form the discrete Fourier basis  $\exp(i \mathbf{n} \cdot \mathbf{q})$ . Hence we seek for eigenvectors  $t$  of  $\mathbb{J}(\hat{\lambda})$  of the product form

$$t_{i\mathbf{n}} = z_i \mathbf{e}^{i \mathbf{n} \cdot \mathbf{q}} , \quad (27)$$

where the  $z_i$  are the components of a vector  $\mathbf{z} \in \mathbb{C}^L$  and the “wave vector”  $\mathbf{q}$ , runs through the finite “Brillouin set”  $\mathcal{Q}$  defined by

$$\begin{aligned} \mathcal{Q} &:= \left\{ (q_1, \dots, q_d) \mid \right. \\ &\quad \left. q_i = \frac{2\pi k_i}{N_i} \text{ and } k_i \in \mathbb{Z}_{N_i} \text{ for all } i = 1, \dots, d \right\}, \end{aligned} \quad (28)$$

forming coordinates for certain points of the first Brillouin zone. Inserting the ansatz (27) into (26) gives

$$\begin{aligned} &\sum_{j\mathbf{m}} \mathbb{J}_{\mathbf{n}, \mathbf{m}}^{ij}(\hat{\lambda}) z_j \mathbf{e}^{i \mathbf{m} \cdot \mathbf{q}} \\ &\stackrel{(23)}{=} \sum_{j\mathbf{m}} \mathbb{J}_{\mathbf{0}, \mathbf{m}-\mathbf{n}}^{ij}(\hat{\lambda}) z_j \mathbf{e}^{i (\mathbf{m}-\mathbf{n}) \cdot \mathbf{q}} \mathbf{e}^{i \mathbf{n} \cdot \mathbf{q}} \end{aligned} \quad (29)$$

$$= \sum_j \underbrace{\left( \sum_{\ell} \mathbb{J}_{\mathbf{0}, \ell}^{ij}(\hat{\lambda}) \mathbf{e}^{i \ell \cdot \mathbf{q}} \right)}_{\hat{\mathbb{J}}^{ij}(\hat{\lambda}, \mathbf{q})} z_j \mathbf{e}^{i \mathbf{n} \cdot \mathbf{q}} \quad (30)$$

$$= \sum_j \hat{\mathbb{J}}^{ij}(\hat{\lambda}, \mathbf{q}) z_j \mathbf{e}^{i \mathbf{n} \cdot \mathbf{q}} , \quad (31)$$

introducing the discrete Fourier-transformed  $J$ -matrix

$$\widehat{\mathbb{J}}^{ij}(\boldsymbol{\lambda}, \mathbf{q}) := \sum_{\ell} \mathbb{J}_{\mathbf{0}, \ell}^{ij}(\boldsymbol{\lambda}) e^{i \ell \cdot \mathbf{q}}. \quad (32)$$

Hence (27) will be an eigenvector of  $\mathbb{J}(\hat{\boldsymbol{\lambda}})$  if  $\mathbf{z}$  is chosen as an eigenvector of  $\widehat{\mathbb{J}}(\hat{\boldsymbol{\lambda}}, \mathbf{q})$ , i. e.,

$$\sum_j \widehat{\mathbb{J}}^{ij}(\hat{\boldsymbol{\lambda}}, \mathbf{q}) z_j = j(\hat{\boldsymbol{\lambda}}, \mathbf{q}) z_i, \quad (33)$$

for all  $i = 1, \dots, L$ . In this context the following Proposition will be of interest:

**Proposition 1** *Under the preceding conditions the following holds for all  $\boldsymbol{\lambda} \in \Lambda$  and  $\mathbf{q} \in \mathcal{Q}$ :*

1.  $\widehat{\mathbb{J}}(\boldsymbol{\lambda}, \mathbf{q})$  is an Hermitean  $L \times L$ -matrix.
2.  $\widehat{\mathbb{J}}(\boldsymbol{\lambda}, \mathbf{q}) = \widehat{\mathbb{J}}^\top(\boldsymbol{\lambda}, -\mathbf{q})$ , where  $^\top$  denotes the transposition of a matrix.
3.  $\widehat{\mathbb{J}}(\boldsymbol{\lambda}, \mathbf{q})$  and  $\widehat{\mathbb{J}}(\boldsymbol{\lambda}, -\mathbf{q})$  have the same eigenvalues and complex-conjugate eigenvectors.

The proof of this Proposition can be found in the Appendix A 1.

The advantage of considering the Fourier transform  $\widehat{\mathbb{J}}(\boldsymbol{\lambda}, \mathbf{q})$  for the calculation of the maximum of  $\boldsymbol{\lambda} \mapsto j_{\min}(\boldsymbol{\lambda})$  is that we do not need to diagonalize an  $M \times M$ -matrix but only an  $L \times L$ -matrix, albeit for different values of  $\mathbf{q}$ . Since typically the number of spin sites  $L$  in the unit cell is small, the diagonalization of the matrix  $\widehat{\mathbb{J}}(\boldsymbol{\lambda}, \mathbf{q})$  is straightforward, sometimes it is even analytically possible. Let us reformulate the condition for the ground state gauge  $\hat{\boldsymbol{\lambda}}$  in this setting. Denote by  $j_{\min}(\boldsymbol{\lambda}, \mathbf{q})$  the minimal eigenvalue of  $\widehat{\mathbb{J}}(\boldsymbol{\lambda}, \mathbf{q})$ , then the ground state gauge  $\hat{\boldsymbol{\lambda}}$  will be uniquely determined by the condition (“Max-Min-Principle”)

$$j_{\min}(\hat{\boldsymbol{\lambda}}) = \text{Max}_{\boldsymbol{\lambda} \in \Lambda} \text{Min}_{\mathbf{q} \in \mathcal{Q}} j_{\min}(\boldsymbol{\lambda}, \mathbf{q}). \quad (34)$$

In the special case of a Bravais lattice, i. e.,  $L = |\mathcal{L}| = 1$ , the matrix  $\widehat{\mathbb{J}}(\boldsymbol{\lambda}, \mathbf{q})$  reduces to a real number and necessarily  $\boldsymbol{\lambda} = \mathbf{0}$  due to (25). The minimal energy (per site) is obtained by the minimum of  $\widehat{\mathbb{J}}(\mathbf{0}, \mathbf{q})$  over  $\mathbf{q} \in \mathcal{Q}$ . The corresponding ground state is the two-dimensional spiral state given by the real and imaginary part of the Fourier basis  $\exp(i \mathbf{n} \cdot \mathbf{q})$ . In this way, we recover the LTLK-solution of the ground state problem for Bravais spin lattices, see [2, 8].

Returning to general spin lattices we consider the case of three-dimensional ground states in some detail, the other two cases being analogous but simpler. We thus assume that we have found three linearly independent eigenvectors  $\mathbf{z}^{(k)}$ ,  $k = 1, 2, 3$ , of  $\widehat{\mathbb{J}}(\boldsymbol{\lambda}, \mathbf{q}^{(k)})$ , resp., that will be used to form the three columns of a real matrix  $W$ , hence satisfying either

$$W_{i,k} = \mathbf{z}_i^{(k)}, \text{ for } i = 1, \dots, L. \quad (35)$$

if  $\mathbf{z}^{(k)}$  is real, or

$$W_{i,k} = \Re(\mathbf{z}_i^{(k)}), \text{ for } i = 1, \dots, L \quad (36)$$

$$W_{i,k+1} = \Im(\mathbf{z}_i^{(k)}), \text{ for } i = 1, \dots, L, \quad (37)$$

if  $\mathbf{z}^{(k)}$  is complex. In the latter case we use the convention  $\mathbf{q}^{(k+1)} = -\mathbf{q}^{(k)}$  and rely on Proposition 1.3.

We will consider linear combinations of these eigenvectors that give rise to ground state spin configurations in the primitive unit cell of the form  $\mathbf{s} = W \Gamma$ , where  $\Gamma$  is a real  $3 \times 3$ -matrix representing the coefficients of the linear combinations. The linear combination represented by  $\Gamma$  will be called *admissible* iff  $\Gamma_{k,\ell} = 0$  holds in case of  $\mathbf{q}^{(k)} \neq \mathbf{q}^{(\ell)}$ . In other words: Admissible linear combinations do not mix eigenvectors with different  $\mathbf{q}$ -vectors and also do not mix the real and imaginary part of a complex eigenvector.

Then we have the following result:

**Proposition 2** *If there exists an admissible linear combination  $\Gamma$  that yields a ground state configuration  $(\mathbf{s}_{i,\mathbf{0}})_{i \in \mathcal{L}}$  of three-dimensional unit vectors in the primitive unit cell then it can be extended to a total ground state spin configuration  $(\mathbf{s}_{i,\mathbf{n}})_{i \in \mathcal{L}, \mathbf{n} \in \mathbb{Z}_N}$  that will also consist of unit vectors.*

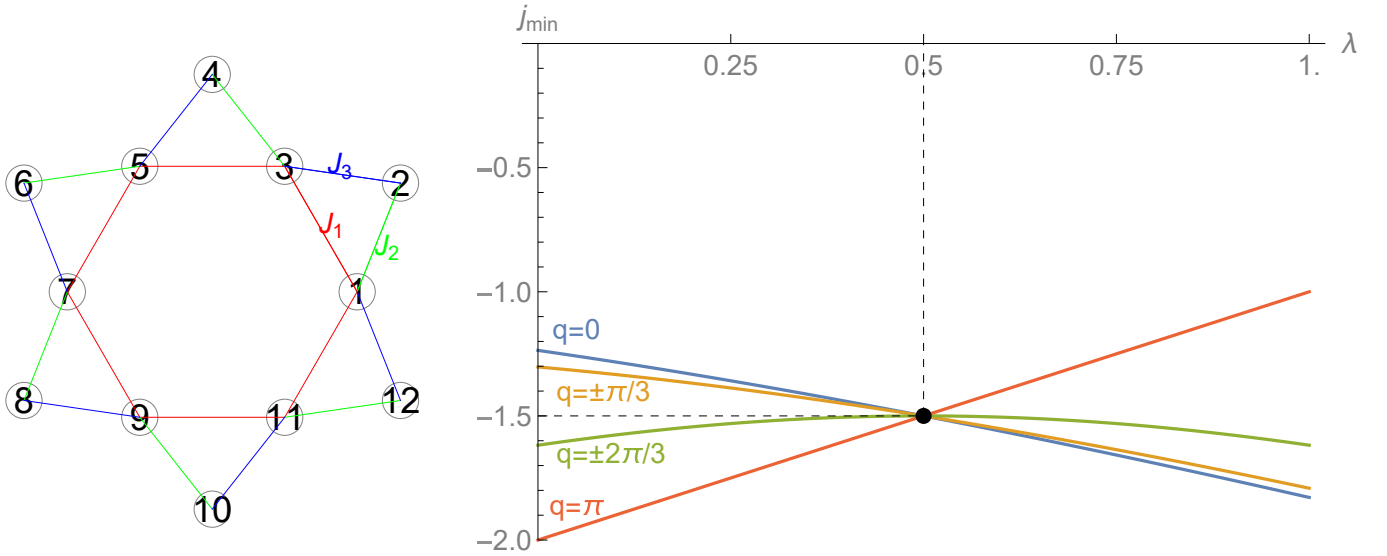


FIG. 1: Left panel: Plot of the cyclic sawtooth chain consisting of  $M = 12$  spins. The three coupling constants denoted by  $J_1$ ,  $J_2$  and  $J_3$  are invariant under  $60^\circ$  rotations.

Right panel: Plot of the four functions  $\lambda \mapsto j_{\min}(\lambda, q)$  corresponding to  $q = 0, \pm\frac{\pi}{3}, \pm\frac{2\pi}{3}, \pi$  and the cyclic sawtooth chain with  $J_1 = J_2 = J_3 = 1$ . The four graphs meet at the critical point (black dot) with coordinates  $\hat{\lambda} = 1/2$  and  $j_{\min}(\hat{\lambda}, q) = -3/2$ . At this point the minimum of the four functions assumes its maximum according to the ground state gauge condition (34).

The proof of this Proposition and the detailed form of the extension can be found in Appendix A 2.

We will illustrate our approach for the above example of cyclic sawtooth chain simplified to  $J_1 = J_2 = J_3 = 1$ , see Figure 1, left panel, although this system is already rather small with  $M = 12$ . The Fourier transform  $\hat{\mathbb{J}}(\lambda, q)$  assumes the form

$$\hat{\mathbb{J}}(\lambda, q) = \begin{pmatrix} \lambda + e^{-iq} + e^{iq} & 1 + e^{-iq} \\ 1 + e^{iq} & -\lambda \end{pmatrix}. \quad (38)$$

We mention that we may choose a large value for  $M$ , the total number of spins, which would not change the matrix (38) but only increase the number of  $q$ -values to be considered. We have plotted the four functions  $\lambda \mapsto j_{\min}(\lambda, q)$  corresponding to  $q = 0, \pm\frac{\pi}{3}, \pm\frac{2\pi}{3}, \pi$ , see Figure 1, right panel, where the two signs of, say,  $\pm\frac{\pi}{3}$  yield the same function  $j_{\min}(\lambda, q)$  according to Proposition 1. We see that  $j_{\min}(\lambda)$  which is the minimum of these four functions has a unique maximum at  $\hat{\lambda} = 1/2$  of the height  $j_{\min}(1/2) = -3/2$ , in accordance with (34). This corresponds to the ground state energy of  $E_{\min} = M j_{\min}(1/2) = -18$  that can be realized by any spin configuration with an angle of  $120^\circ$  between adjacent spins, see below. Moreover, we observe that the function  $\lambda \mapsto j_{\min}(\lambda, \pm\frac{2\pi}{3})$  (green curve in Figure 1, right panel) has a smooth maximum at the critical point. This gives rise to a special two-dimensional ground state as we will explain for the general case in the following subsection.

### C. Smooth maximum case and spiral ground states

In this subsection we assume that for some fixed  $\mathbf{q} \in \mathcal{Q}$  the eigenvalue  $j_{\min}(\boldsymbol{\lambda}, \mathbf{q})$  is non-degenerate in some neighbourhood of the critical point at  $\boldsymbol{\lambda} = \hat{\boldsymbol{\lambda}}$  satisfying  $j_{\min}(\hat{\boldsymbol{\lambda}}) = j_{\min}(\hat{\boldsymbol{\lambda}}, \mathbf{q})$  and that the function  $\boldsymbol{\lambda} \mapsto j_{\min}(\boldsymbol{\lambda}, \mathbf{q})$  has a smooth maximum at the critical point. This entails

$$\left. \frac{\partial}{\partial \lambda_i} j_{\min}(\boldsymbol{\lambda}, \mathbf{q}) \right|_{\boldsymbol{\lambda}=\hat{\boldsymbol{\lambda}}} = 0 \quad (39)$$

for  $i = 1, \dots, L-1$ . The latter restriction is due to the constraint  $\sum_{i=1}^L \lambda_i = 0$  and hence only the first  $L-1$  components of  $\boldsymbol{\lambda}$  can be chosen independently, but  $\lambda_L = -\sum_{i=1}^{L-1} \lambda_i$ . We consider a vector  $\mathbf{z} \in \mathbb{C}^L$  satisfying the eigenvalue equation (33) and being normalized according to  $\sum_i \bar{z}_i z_i = 1$ . Rewrite (33) as

$$\sum_j \hat{\mathbb{J}}^{ij}(\mathbf{0}, \mathbf{q}) z_j = (j_{\min}(\boldsymbol{\lambda}, \mathbf{q}) - \lambda_i) z_i, \quad (40)$$



which implies

$$\sum_{ij} \bar{z}_i \hat{\mathbb{J}}^{ij}(\mathbf{0}, \mathbf{q}) z_j = J_{\min}(\boldsymbol{\lambda}, \mathbf{q}) \underbrace{\sum_i \bar{z}_i z_i}_{=1} - \sum_{i=1}^L \lambda_i \bar{z}_i z_i . \quad (41)$$

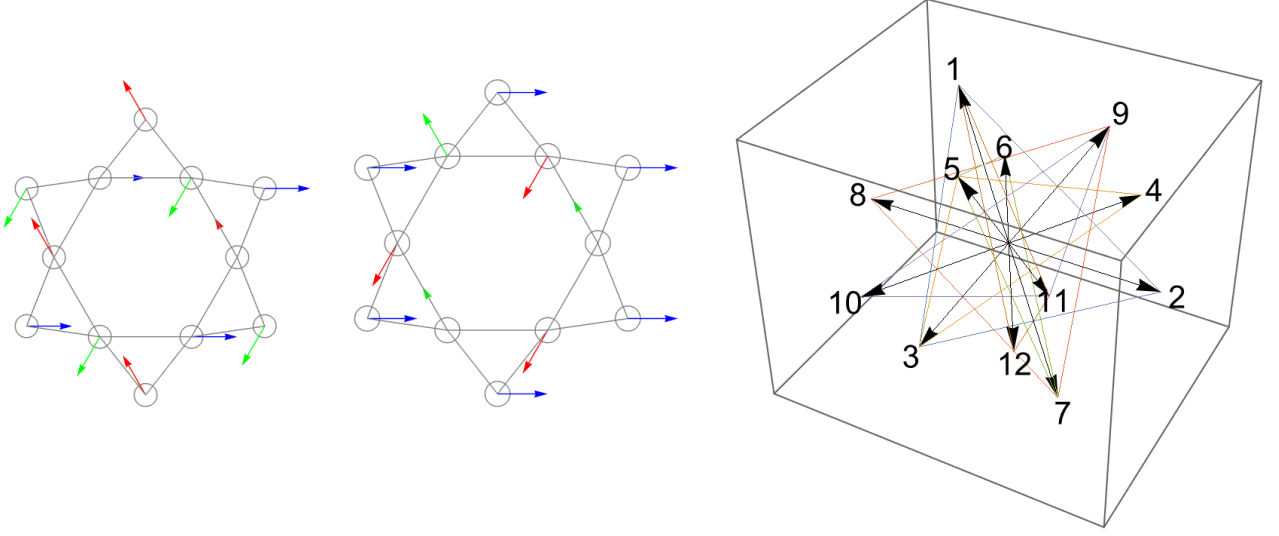


FIG. 2: Left panel: Plot of a spiral ground state of the cyclic sawtooth chain with  $J_1 = J_2 = J_3 = 1$  according to (51). Middle panel: Plot of another two-dimensional ground state of the cyclic sawtooth chain with  $J_1 = J_2 = J_3 = 1$  according to (61). Right panel: The 3-dimensional ground state of the cyclic sawtooth chain according to (66). The numbers refer to Figure 1, left panel. The spin vectors  $\mathbf{s}_\mu$  for  $\mu = 1, 2, 3, 7, 8, 9$  lie in a certain common plane  $P_1$ , analogous for  $\mu = 3, 4, 5, 9, 10, 11$  ( $P_2$ ) and  $\mu = 5, 6, 7, 11, 12, 1$  ( $P_3$ ).

Since the l. h. s. of (41) is independent of  $\boldsymbol{\lambda}$  the partial derivatives (39) yield

$$0 \stackrel{(39)}{=} \left. \frac{\partial}{\partial \lambda_i} J_{\min}(\boldsymbol{\lambda}, \mathbf{q}) \right|_{\boldsymbol{\lambda}=\hat{\boldsymbol{\lambda}}} = \bar{z}_i z_i - \bar{z}_L z_L , \quad (42)$$

for  $i = 1, \dots, L-1$ . This means that the eigenvector  $\mathbf{z} \in \mathbb{C}^L$  of  $\hat{\mathbb{J}}(\hat{\boldsymbol{\lambda}}, \mathbf{q})$  has components of constant absolute values. Let us write  $z_i = x_i + iy_i$  for  $i = 1, \dots, L$  and rescale  $\mathbf{z}$  such that

$$|z_i|^2 = x_i^2 + y_i^2 = 1 \text{ for all } i = 1, \dots, L . \quad (43)$$

We thus obtain two linearly independent eigenvectors of  $\mathbb{J}(\hat{\boldsymbol{\lambda}}, \mathbf{q})$ , resp.  $\mathbb{J}(\hat{\boldsymbol{\lambda}}, -\mathbf{q})$ , of the form

$$t_{\mathbf{in}} = (x_i + iy_i) e^{i\mathbf{n} \cdot \mathbf{q}} , \quad (44)$$

and, using Proposition 1,

$$\overline{t_{\mathbf{in}}} = (x_i - iy_i) e^{-i\mathbf{n} \cdot \mathbf{q}} . \quad (45)$$

From these we can form two linearly independent *real* eigenvectors of the form

$$\mathbf{s}_{\mathbf{in}}^{(1)} = \frac{1}{2} (t_{\mathbf{in}} + \overline{t_{\mathbf{in}}}) = x_i \cos(\mathbf{n} \cdot \mathbf{q}) - y_i \sin(\mathbf{n} \cdot \mathbf{q}) , \quad (46)$$

and

$$\mathbf{s}_{\mathbf{in}}^{(2)} = \frac{1}{2i} (t_{\mathbf{in}} - \overline{t_{\mathbf{in}}}) = x_i \sin(\mathbf{n} \cdot \mathbf{q}) + y_i \cos(\mathbf{n} \cdot \mathbf{q}) . \quad (47)$$



The two-dimensional spin configuration  $\mathbf{s}_{\text{in}} := \left( \mathbf{s}_{\text{in}}^{(1)}, \mathbf{s}_{\text{in}}^{(2)} \right)$  consists of unit vectors according to

$$\mathbf{s}_{\text{in}} \cdot \mathbf{s}_{\text{in}} = \left( \mathbf{s}_{\text{in}}^{(1)} \right)^2 + \left( \mathbf{s}_{\text{in}}^{(2)} \right)^2 = x_i^2 + y_i^2 \stackrel{(43)}{=} 1, \quad (48)$$

for all  $i = 1, \dots, L$  and  $\mathbf{n} \in \mathbb{Z}_{\mathbf{N}}$ , and hence can be considered as a “spiral” ground state of the spin lattice.

We will evaluate this construction of a ground state for the above example of a cyclic sawtooth chain. For  $\hat{\lambda} = 1/2$  and  $q = 2\pi/3$  the Fourier transformed  $J$ -matrix (38) assumes the form

$$\hat{\mathbb{J}}\left(\frac{1}{2}, \frac{2\pi}{3}\right) = \begin{pmatrix} -\frac{1}{2} & \frac{1}{2} - \frac{i\sqrt{3}}{2} \\ \frac{1}{2} + \frac{i\sqrt{3}}{2} & -\frac{1}{2} \end{pmatrix}. \quad (49)$$

Its normalized eigenvector corresponding to the eigenvalue  $J_{\min}\left(\frac{1}{2}, \frac{2\pi}{3}\right) = -\frac{3}{2}$  will be

$$(x_1 + iy_1, x_2 + iy_2) = \left( -\frac{1}{2\sqrt{2}} + \frac{i}{2}\sqrt{\frac{3}{2}}, \frac{1}{\sqrt{2}} \right). \quad (50)$$

The two eigenvectors of  $\mathbb{J}(\hat{\lambda}, q)$  corresponding to (46) and (47) form the columns of the spin configuration matrix

$$\mathbf{s} = \begin{pmatrix} -\frac{1}{2} & 1 & -\frac{1}{2} & -\frac{1}{2} & 1 & -\frac{1}{2} & -\frac{1}{2} & 1 & -\frac{1}{2} & -\frac{1}{2} & 1 & -\frac{1}{2} \\ \frac{\sqrt{3}}{2} & 0 & -\frac{\sqrt{3}}{2} & \frac{\sqrt{3}}{2} & 0 & -\frac{\sqrt{3}}{2} & \frac{\sqrt{3}}{2} & 0 & 0 & -\frac{\sqrt{3}}{2} & 0 & -\frac{\sqrt{3}}{2} \end{pmatrix}^{\top} \quad (51)$$

and give rise to the spiral ground state with angles of  $120^\circ$  between adjacent spins depicted in Figure 2, left panel. This ground state can of course be found directly in a simple way; we just wanted to demonstrate that it also arises as a result of the theory presented here.

There is a second two-dimensional ground state where the spins in the inner hexagon point alternately in two different directions, which are represented by the colors red and green in Figure 2, middle panel, while the outer spins constantly point in the third direction, which is represented by the color blue. It remains a task to obtain the latter from the present theory.

#### D. Other two-dimensional ground states

The spiral ground state configurations considered in the last subsection have been obtained as superpositions of a complex eigenvector  $z_i \mathbf{e}^{i\mathbf{q} \cdot \mathbf{n}}$  of  $\mathbb{J}(\hat{\lambda})$  and its complex conjugate  $\bar{z}_i \mathbf{e}^{-i\mathbf{q} \cdot \mathbf{n}}$ . Another possibility to construct real two-dimensional ground states would be a suitable superposition of two *real* eigenvectors  $t^{(1)}$  and  $t^{(2)}$ . Real eigenvectors of  $\mathbb{J}(\hat{\lambda})$  occur for  $\mathbf{e}^{i\mathbf{n} \cdot \mathbf{q}}$  being real, that is, for wave vectors  $\mathbf{q} \in \mathcal{Q}$  having only components of the form 0 or  $\pm\pi$ . Additional conditions are that the corresponding eigenvalue must be  $J_{\min}(\hat{\lambda})$  and that  $J_{\min}(\hat{\lambda})$  is the maximum of all perturbed eigenvalues  $j(\boldsymbol{\lambda})$  for  $\boldsymbol{\lambda}$  in some neighbourhood of  $\hat{\lambda}$ . Since the case of a smooth maximum has already been treated in subsection II C we are left with the occurrence of a singular maximum in the form of a double cone or a wedge, see [11].

Let us denote by  $W$  the real  $M \times 2$ -matrix with the two columns formed by the two eigenvectors  $t^{(1)}$  and  $t^{(2)}$ . The two components of the ground state configuration  $\mathbf{s}_\mu$ ,  $\mu \in \mathcal{M}$  are obtained as the superpositions

$$\mathbf{s}_\mu^{(i)} = \sum_{j=1}^2 W_\mu^j \Gamma_{ji} \quad (52)$$

for all  $\mu \in \mathcal{M}$  and  $i = 1, 2$ , in matrix notation

$$\mathbf{s} = W \Gamma \quad (53)$$

with a real  $2 \times 2$ -matrix  $\Gamma$ . The corresponding *Gram matrix*  $G$  of all scalar products between spin vectors is given by

$$G = \mathbf{s} \mathbf{s}^\top = W (\Gamma \Gamma^\top) W^\top =: W \Delta W^\top \quad (54)$$

$$=: W \begin{pmatrix} \delta_1 & \delta_2 \\ \delta_2 & \delta_3 \end{pmatrix} W^\top. \quad (55)$$

The matrix  $\Delta$  must be positively semi-definite, i. e.,  $\delta_1, \delta_3 \geq 0$  and  $\delta_1 \delta_3 \geq \delta_2^2$ , and its entries have to be chosen such that

$$1 = G_{\mu\mu} = (W \Delta W^\top)_{\mu\mu} \quad \text{for all } \mu \in \mathcal{M}. \quad (56)$$

The above conditions guarantee that there always exist solutions satisfying  $\Delta \geq 0$  and (56), see [11]. Using the polar decomposition the matrix  $\Gamma$  of superposition coefficients can be written as

$$\Gamma = \sqrt{\Delta} R, \quad (57)$$

with an arbitrary rotation/reflection matrix  $R \in O(2)$ .

We will illustrate the foregoing considerations by choosing the real eigenvectors  $t^{(1)}$  and  $t^{(2)}$  of  $\mathbb{J}(\hat{\lambda})$  corresponding to the wave numbers  $q = 0$  and  $q = \pm\pi$  of the cyclic sawtooth system. These eigenvectors assume the form

$$t^{(1)} = (-1, 2, -1, 2, -1, 2, -1, 2, -1, 2, -1, 2), \quad (58)$$

$$t^{(2)} = (1, 0, -1, 0, 1, 0, -1, 0, 1, 0, -1, 0). \quad (59)$$

The corresponding equation (56) has the solution

$$\delta_1 = \frac{1}{4}, \quad \delta_2 = 0, \quad \delta_3 = \frac{3}{4}, \quad (60)$$

and  $\mathbf{s} = W \sqrt{\Delta}$  has the form

$$\mathbf{s} = \begin{pmatrix} -\frac{1}{2} & 1 & -\frac{1}{2} & 1 & -\frac{1}{2} & 1 & -\frac{1}{2} & 1 & -\frac{1}{2} & 1 & -\frac{1}{2} & 1 \\ \frac{\sqrt{3}}{2} & 0 & -\frac{\sqrt{3}}{2} & 0 & \frac{\sqrt{3}}{2} & 0 & -\frac{\sqrt{3}}{2} & 0 & \frac{\sqrt{3}}{2} & 0 & -\frac{\sqrt{3}}{2} & 0 \end{pmatrix}^\top, \quad (61)$$

see Figure 2, middle panel.

### E. Three-dimensional ground states

The procedure to obtain 3-dimensional ground states is analogous to that sketched in subsection IID. We consider a real 3-dimensional subspace of the eigenspace of  $\mathbb{J}(\hat{\lambda})$  corresponding to the eigenvalue  $j_{\min}(\hat{\lambda})$ . The components of the ground state are obtained as linear combinations of these eigenvectors. They either correspond to wave vectors  $\mathbf{q} \in \mathcal{Q}$  having only components of the form 0 or  $\pm\pi$  or can be superposed from complex eigenvectors corresponding to  $\mathbf{q} \in \mathcal{Q}$  and  $-\mathbf{q}$ .  $W$  is the  $M \times 3$ -matrix the columns of which are the chosen three real eigenvectors and  $\Delta$  is a positively semi-definite  $3 \times 3$ -matrix satisfying the equation analogous to (56). In general, the solutions for  $\Delta$  will form a  $K$ -dimensional convex set, see [11], and the matrix  $\Gamma$  of superposition coefficients will be given by (57), where  $R \in O(3)$ .

To illustrate this construction we consider the 3-dimensional subspace spanned by the eigenvectors of  $\mathbb{J}(\hat{\lambda})$  corresponding to the wave numbers  $q = \pi/3$ ,  $q = -\pi/3$  and  $q = \pi$  of the cyclic sawtooth chain and the corresponding real subspace spanned by

$$t^{(1r)} = (-1, 2, -1, 1, 0, -1, 1, -2, 1, -1, 0, 1), \quad (62)$$

$$t^{(1i)} = (1, 0, -1, 3, -2, 3, -1, 0, 1, -3, 2, -3), \quad (63)$$

$$t^{(2)} = (1, 0, -1, 0, 1, 0, -1, 0, 1, 0, -1, 0). \quad (64)$$

Again,  $W$  is the  $12 \times 3$ -matrix formed of the three columns (62-64). The corresponding equation (56) has the unique solution

$$\Delta = \begin{pmatrix} \frac{1}{4} & 0 & 0 \\ 0 & \frac{1}{12} & 0 \\ 0 & 0 & \frac{2}{3} \end{pmatrix}. \quad (65)$$

Then we obtain the 3-dimensional ground state

$$\mathbf{s} = W \sqrt{\Delta} = \begin{pmatrix} -\frac{1}{2} & 1 & -\frac{1}{2} & \frac{1}{2} & 0 & -\frac{1}{2} & \frac{1}{2} & -1 & \frac{1}{2} & -\frac{1}{2} & 0 & \frac{1}{2} \\ \frac{1}{2\sqrt{3}} & 0 & -\frac{1}{2\sqrt{3}} & \frac{\sqrt{3}}{2} & -\frac{1}{\sqrt{3}} & \frac{\sqrt{3}}{2} & -\frac{1}{2\sqrt{3}} & 0 & \frac{1}{2\sqrt{3}} & -\frac{\sqrt{3}}{2} & \frac{1}{\sqrt{3}} & -\frac{\sqrt{3}}{2} \\ \sqrt{\frac{2}{3}} & 0 & -\sqrt{\frac{2}{3}} & 0 & \sqrt{\frac{2}{3}} & 0 & -\sqrt{\frac{2}{3}} & 0 & \sqrt{\frac{2}{3}} & 0 & -\sqrt{\frac{2}{3}} & 0 \end{pmatrix}^\top, \quad (66)$$

shown in Figure 2, right panel. For this state the six spin triangles have local ground states lying in three different planes  $P_1$ ,  $P_2$ ,  $P_3$  that are related by rotations with the angle of  $120^\circ$  about a constant axis, here chosen as the 3-axis.

## F. Infinite lattices and incommensurable ground states

Our theory as outlined in the preceding Sections II A - II E is, in principle, restricted to finite models of an infinite lattice. However, it may happen that the “true” ground state of an infinite lattice cannot be obtained by finite models but only approximated. Such ground states have been called “incommensurable” in the literature, see, e. g., [7, 31]. Although they are, strictly speaking, beyond the present theory, there is a chance to obtain incommensurable states by an extrapolation of the Max-Min-Principle (34) to

$$J_{min}(\hat{\lambda}) = \text{Max}_{\lambda \in \Lambda} \text{Min}_{\mathbf{q} \in \mathcal{Q}^\infty} J_{min}(\lambda, \mathbf{q}) , \quad (67)$$

where the finite Brillouin set  $\mathcal{Q}$  has been extended to the infinite one:

$$\mathcal{Q}^\infty := [-\pi, \pi]^d . \quad (68)$$

An example will be given in Section III C.

## III. APPLICATIONS

### A. General remarks

Having presented a generalization of the LTLK approach, it is natural to look for applications where our approach provides ground states that cannot be obtained with LTLK theory, beyond the toy example of the cyclic sawtooth chain. In doing so, we must take into account the fact that the LTLK theory can fail for various reasons. One reason is the presence of non-equivalent spins in a non-Bravais lattice as in the cyclic sawtooth chain. Another possible problem could be that LTLK theory provides all the mathematical ground states, but they might be unphysical because their dimension is larger than three. We have already mentioned this problem at the end of Section II A. We would like to add here only the remark that ground states with minimal dimension  $> 3$  can occur also in spin lattices, even quite often, and are a problem for our theory as well as for LTLK theory.

An example is the  $J_1 - J_3$ -kagome lattice, where the Luttinger-Tizsa lower bound is reached everywhere except in a small “gray” region, see Fig. 2 in [12]. We have studied this example and found that the ground state which assumes the mentioned lower bound is 6-dimensional. However, as we have already mentioned, our approach is not tailored to find physical, i. e., at most 3-dimensional, ground states when the mathematical ground states are  $K$ -dimensional with  $K > 3$ , as in this example. A similar situation occurs for the  $J_1 - J_3$ -pyrochlore lattice which can be considered as a 3-dimensional analogue of the kagome lattice. A numerical study of the pyrochlore ground states with nearest and next-nearest neighbor coupling has been given in [9].

There is a second class of applications with non-equivalent spins in the primitive unit cell of a non-Bravais lattice, where our approach yields all symmetric ground states, but these could also be obtained by elementary reasoning. As an example we mention a square-kagome lattice that has two non-equivalent sites as well as two different NN bonds  $J_1, J_2$  [30]. It is a system of corner-sharing triangles. Each triangle has its known two-dimensional ground state, and these ground states can be composed into the global ground state with the local states more or less free to rotate, see [30]. Therefore, examples of this type would not illustrate the power of our method.

We finally found two examples where the mentioned drawbacks do not occur: First, the  $J_1 - J_2$ -honeycomb lattice, Section III B. While there are one-dimensional ground states of elementary type here as well, the construction of the remaining 3-dimensional ground states can be seen as a successful application of our theory. Second, in Sec. III C we consider a modified square lattice with different ground state phases, including incommensurable ones. Both examples have not been considered before in the literature and are deliberately chosen for our purposes.

### B. Modified honeycomb lattice

We consider the  $J_1 - J_2$ -honeycomb lattice that can be generated by two spin sites with coordinates, say,  $(0, 0)$  and  $(1, 0)$ , in the primitive unit cell and integer multiples of translations into the directions  $\mathbf{e}_1 = \left(\frac{3}{2}, \frac{\sqrt{3}}{2}\right)$  and  $\mathbf{e}_2 = \left(\frac{3}{2}, -\frac{\sqrt{3}}{2}\right)$ , see Figure 3, left panel. We will denote the translates of  $(0, 0)$  as “even sites” and those of  $(1, 0)$  as “odd sites”. Since the second neighbor bond  $J_2$  connects only even sites the spins in the unit cell become non-equivalent. The even sites form a triangular lattice with coupling constant  $J_2$  between adjacent sites. Every second

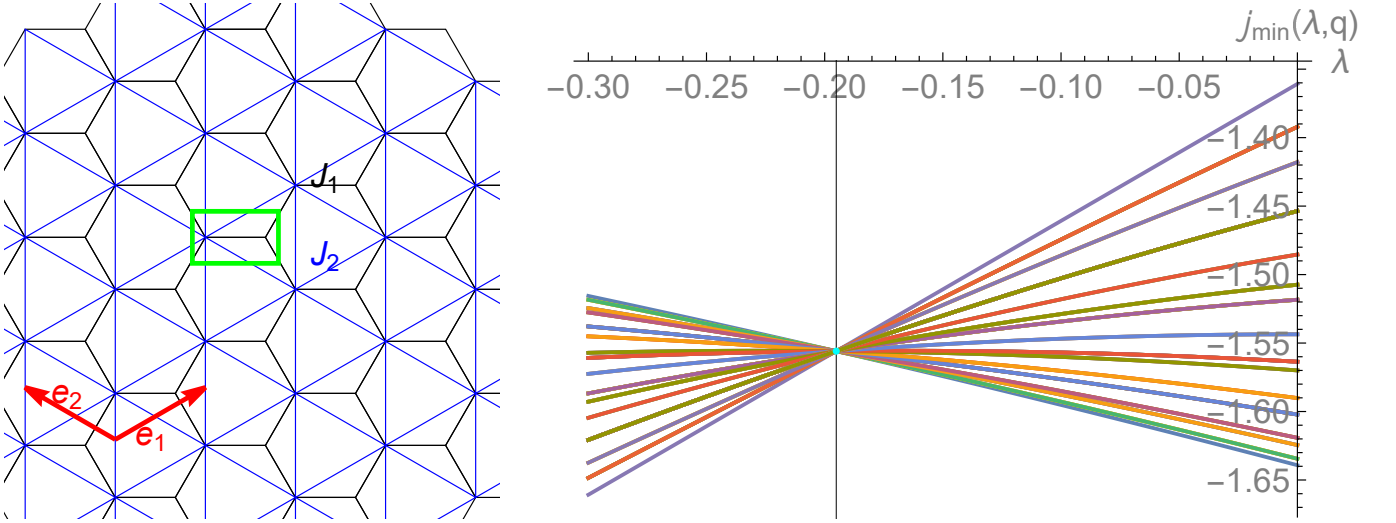


FIG. 3: Left panel: Sketch of the  $J_1 - J_2$  honeycomb lattice. It is a non-Bravais lattice that can be generated by multiples of translations of two spin sites in the primitive unit cell (green rectangle) with translations vectors  $\mathbf{e}_1$  and  $\mathbf{e}_2$  (red vectors). Due to the specific choice of the  $J_2$  bonds the two sites in the primitive unit cell become nonequivalent.

Right panel: Plot of  $j_{\min}(\lambda, \mathbf{q})$  for the modified honeycomb lattice, and 85 different values of  $\mathbf{q} \in \mathcal{Q}$ . The angle  $\phi$  is chosen as  $\phi = 1.1$  such that the ground states belong to phase  $II^*$ , see Figure 5, upper panel. All curves cross at the critical point with coordinates  $(\hat{\lambda} = -0.19511, j_{\min}(\hat{\lambda}) = -1.5559)$ .

triangle of this lattice is occupied by an odd spin that is coupled with strength  $J_1$  to its three adjacent even spins, see Figure 3, left panel. Since the ground states do not depend on a common positive factor of  $J_1$  and  $J_2$  we may set

$$J_1 = \sin \phi \quad \text{and} \quad J_2 = \cos \phi, \quad -\pi < \phi \leq \pi, \quad (69)$$

without loss of generality.

From this it already follows that the simultaneous replacements  $J_1 \mapsto -J_1$  and inversion of all even spins leave the total energy (per site) invariant. Hence the energy of the ground states  $E_{\min}(\phi)$  will be an even function of  $\phi$ .

The following calculations refer to a finite model of the  $d = 2$ -dimensional honeycomb lattice of the kind (2) with a unit cell  $\mathcal{L} = \{0, 1\}$  containing  $L = |\mathcal{L}| = 2$  sites and  $N_1 \times N_2 = 6 \times 6 = 36$  copies of the unit cell. At first sight, the finite Brioullin set  $\mathcal{Q}$  would contain  $N_1 \times N_2 = 36$  elements, but due to  $j_{\min}(\mathbf{q}) = j_{\min}(-\mathbf{q})$  this set can be reduced to 20 elements. The  $2 \times 2$ -matrix  $\hat{\mathbb{J}}(\mathbf{q}, \lambda)$  is readily calculated as

$$\hat{\mathbb{J}}(\mathbf{q}, \lambda) = \begin{pmatrix} J_{11} & J_{12} \\ J_{21} & J_{22} \end{pmatrix}, \quad (70)$$

where

$$J_{11} = 2 \cos \phi (\cos(q_1 - q_2) + \cos q_1 + \cos q_2) + \lambda \quad (71)$$

$$J_{12} = \overline{J_{21}} = \sin \phi (e^{-iq_1} + e^{-iq_2} + 1) \quad (72)$$

$$J_{22} = -\lambda. \quad (73)$$

We see that  $\hat{\mathbb{J}}(\mathbf{q}, \lambda)$  is invariant under the reflection  $q_1 \leftrightarrow q_2$ .

The ground states will be ferromagnetic at least for  $J_1, J_2 < 0$ , i. e., for the interval  $-\pi < \phi < -\pi/2$ . This constitutes the ferromagnetic phase  $I$ . According to the above remarks there exists an analogous one-dimensional ground state phase (phase  $I^*$ ) for the interval  $\pi/2 < \phi < \pi$  that is obtained by inverting all even spins of the ferromagnetic ground state and hence represents an anti-ferromagnetic Néel state. The corresponding ground state energy will be

$$E_{\min}^{(\pm)} = 3 (\cos \phi \pm \sin \phi), \quad (74)$$

where the sign  $\pm$  has to be chosen positive for the interval  $-\pi < \phi < -\pi/2$  and negative for  $\pi/2 < \phi < \pi$ . Both types of "one-dimensional phases" are shown in light green in different gradations in Figure 5.

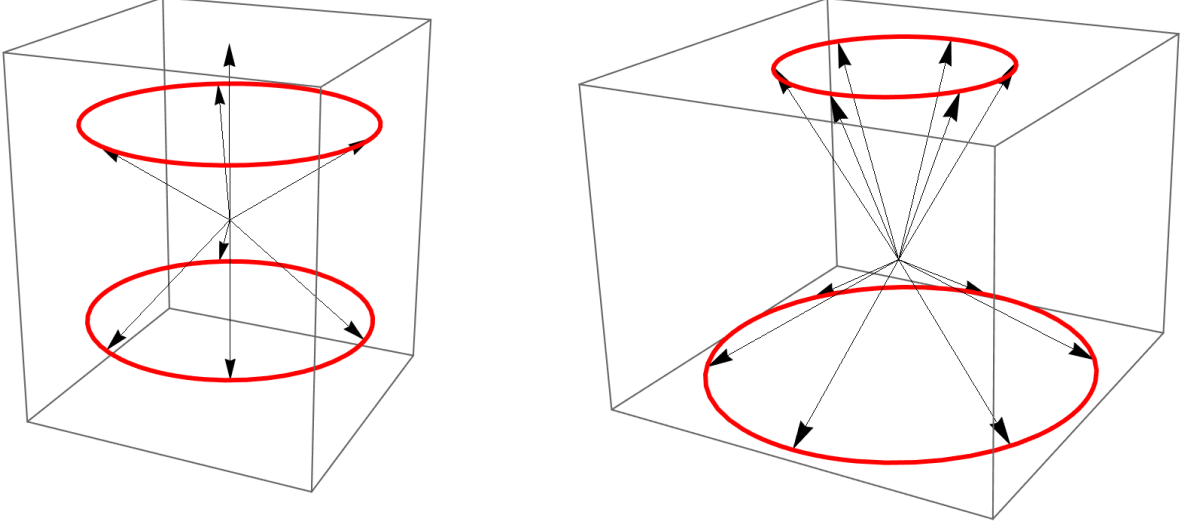


FIG. 4: Left panel: Sketch of the 8 spin vectors forming the ground state (77-80) of the  $J_1 - J_2$ -honeycomb lattice for the choice  $\phi = \pi/6$ . The two vectors  $(0, 0, \pm 1)$  are assumed by odd spin sites; all other spin vectors are assumed by even sites and lie on two (red) circles with 3-components  $\pm \frac{1}{\sqrt{3}}$ . Right panel: Sketch of the 12 spin vectors forming the ground state (85-88) of the  $J_1 - J_2$ -honeycomb lattice for the choice  $\phi = \pi/3$ . They lie on two (red) circles with 3-components  $\frac{\sqrt{3}}{2}$  (odd sites) and  $-\frac{1}{2}$  (even sites).

These ground states can also be obtained as follows. The lowest eigenvalue of  $\hat{\mathbb{J}}(\mathbf{0}, \lambda)$  has a global smooth maximum at  $\lambda = \hat{\lambda} = -3 \cos \phi$  with maximal value (74). The corresponding eigenvectors are  $(\pm 1, 1)$  and its components are of absolute value 1 in accordance with the considerations in subsection II C. These eigenvectors yield the one-dimensional ground states via (33). Next, we will follow the steps of analytically obtaining the ground states of two other phases that prevail for the remaining values of  $\phi$ .

First, we choose a small value of  $\phi$ , say,  $\phi = 0.1$  and numerically calculate the maximum w. r. t.  $\lambda$  of the minima of the eigenvalues of  $J(\mathbf{q}, \lambda)$ ,  $\mathbf{q} \in \mathcal{Q}$ . This maximum has the value  $E_{min} = -1.49751$  and is obtained for  $\hat{\lambda} = 1.4875$ . Next we ask for which  $\mathbf{q} \in \mathcal{Q}$  this maximum is obtained. The somewhat surprising answer is: for all  $\mathbf{q} \in \mathcal{Q}$ . At first sight, this seems unfavorable since it means that, in principle, we would have to construct the ground state as a superposition of  $|\mathcal{Q}| = 20$  eigenvectors. Fortunately, it is possible to find two values of  $\mathbf{q} \in \mathcal{Q}$  that already suffice to construct the ground states, namely  $\mathbf{q}_a = (0, \pi)$  and  $\mathbf{q}_b = (\frac{2\pi}{3}, -\frac{2\pi}{3})$ .

As an aside, we add that the above degeneracy of  $E_{min}$  is not due to the choice of a finite  $\mathcal{Q}$ : it holds in general that  $E_{min}$  is independent of  $\mathbf{q}$  and thus represents a “flat band”. We have thus found a new facet of the interesting field of flat-band physics that has emerged in the last few decades, see, e. g., [26–29, 32].

Coming back to our problem we note that the condition that two suitable eigenvalues of  $\hat{\mathbb{J}}(\mathbf{q}_a, \lambda)$  and  $\hat{\mathbb{J}}(\mathbf{q}_b, \lambda)$  coincide at the global maximum leads to an analytical determination of  $\hat{\lambda}$  as

$$\hat{\lambda} = 2 \cos \phi - \frac{\sec \phi}{2}, \quad (75)$$

and the corresponding energy

$$E_{min}^{(1)} = -\cos \phi - \frac{1}{2} \sec \phi. \quad (76)$$

The eigenvector of  $\hat{\mathbb{J}}(\mathbf{q}_a, \hat{\lambda})$  corresponding to the eigenvalues (76) will be  $\mathbf{a} = (a_0, a_1) = (-\tan \phi, 1)$ .  $\hat{\mathbb{J}}(\mathbf{q}_b, \hat{\lambda})$  happens to be already diagonal and the eigenvector corresponding to the eigenvalue (76) will be  $\mathbf{b} = (b_0, b_1) = (1, 0)$ .

For simplicity, we will use complex multiples of  $\mathbf{b}$  to represent the components of spin vectors in the  $x - y$ -plane. Then it is straightforward to write the ground state configuration as the following superposition of  $\mathbf{a} e^{i\mathbf{n} \cdot \mathbf{q}_a}$  and  $\mathbf{b} e^{i\mathbf{n} \cdot \mathbf{q}_b}$ :

$$\mathbf{s}(0, n_1, n_2) = \left( \sqrt{1 - \tan^2 \phi} b_0 e^{i\mathbf{n} \cdot \mathbf{q}_b}, a_0 e^{i\mathbf{n} \cdot \mathbf{q}_a} \right) \quad (77)$$

$$= \left( \sqrt{1 - \tan^2 \phi} e^{i(n_1 - n_2) \frac{2\pi}{3}}, -\tan \phi e^{i n_2 \pi} \right) \quad (78)$$

$$\mathbf{s}(1, n_1, n_2) = \left( \sqrt{1 - \tan^2 \phi} b_1 e^{i\mathbf{n} \cdot \mathbf{q}_b}, a_1 e^{i\mathbf{n} \cdot \mathbf{q}_a} \right) \quad (79)$$

$$= (0, e^{i n_2 \pi}) , \quad (80)$$

taking into account that  $e^{i n_2 \pi} = (-1)^{n_2}$  is real. There occur only 8 different spin vectors, see Figure 4, left panel. From the explicit form of the ground state configuration (77-80), it is evident that  $\phi$  must be restricted to  $-\pi/4 \leq \phi \leq \pi/4$  to make  $\sqrt{1 - \tan^2 \phi}$  real. These ground states constitute the phases *III* and *III\** for  $-\pi/4 \leq \phi \leq 0$  and  $0 < \phi \leq \pi/4$ , respectively. Our investigations indicate that these phases are “exclusively three-dimensional”, i. e., that no further two- or one-dimensional ground states exist.

On the other hand, the minimal energy function  $E_{min}^{(1)}(\phi)$  according to (76) seems to hold for the larger interval  $-\arctan 3 < \phi < \arctan 3$ , see Figure 5. Thus, the task remains to find ground states for  $\pi/4 < |\phi| < \arctan 3$  that realize the minimal energy (76) and constitute the phases *II* and *II\**.

It turns out that there is a large degeneracy of ground states for the *II* and *II\** phases including two-dimensional as well as three-dimensional states, which would suggest calling these phases “classical spin liquids”. We may expect that thermal or quantum fluctuations will select the two-dimensional states (“order from disorder”) [33–35]. The mentioned degeneracy can be visualized in Figure 3, right panel, where we have chosen  $\phi = 1.1$ , a Brillouin set  $\mathcal{Q}$  with  $|\mathcal{Q}| = 85$  corresponding to  $N_1 = N_2 = 12$  and plotted various functions  $j_{min}(\lambda, \mathbf{q})$  for  $\mathbf{q} \in \mathcal{Q}$ . All functions meet at the critical point with coordinates  $(\hat{\lambda}, j_{min}(\hat{\lambda}))$ . Physical ground states can be constructed by linear combinations of two eigenvectors corresponding to  $j_{min}(\hat{\lambda}, \mathbf{q}'_a)$  and  $j_{min}(\hat{\lambda}, \mathbf{q}'_b)$ , respectively, such that  $j_{min}(\lambda, \mathbf{q}'_a)$  increases with  $\lambda$  and  $j_{min}(\lambda, \mathbf{q}'_b)$  decreases, or vice versa. These ground states are, at most, two-dimensional if both eigenvectors are real and three-dimensional if one is real and one complex. Note that  $\hat{\lambda}$  has always the same value as in (75).

The latter case can be realized by choosing the example  $\mathbf{q}'_a = (0, 0)$  and  $\mathbf{q}'_b = (-\pi, \frac{\pi}{3})$ . The eigenvectors of  $\hat{\mathbb{J}}(\mathbf{q}'_a, \hat{\lambda})$  and  $\hat{\mathbb{J}}(\mathbf{q}'_b, \hat{\lambda})$  corresponding to the eigenvalue (76) will be

$$\mathbf{a}' = (a'_0, a'_1) = \left( -\frac{\tan \phi}{3}, 1 \right) , \quad (81)$$

and

$$\mathbf{b}' = (b'_0, b'_1) = \left( (-1)^{2/3} \tan \phi, 1 \right) . \quad (82)$$

Again, it is straightforward to write the ground state configuration as the following superposition of  $\mathbf{a}' e^{i\mathbf{n} \cdot \mathbf{q}'_a}$  and  $\mathbf{b}' e^{i\mathbf{n} \cdot \mathbf{q}'_b}$ :

$$\gamma'_a := \frac{3}{2} \sqrt{1 - \frac{\csc^2(\phi)}{2}} , \quad (83)$$

$$\gamma'_b := \frac{1}{2} \sqrt{\frac{9 \csc^2(\phi)}{2} - 5} , \quad (84)$$

$$\mathbf{s}'(0, n_1, n_2) = \left( \gamma'_b b'_0 e^{i\mathbf{n} \cdot \mathbf{q}'_b}, \gamma'_a a'_0 e^{i\mathbf{n} \cdot \mathbf{q}'_a} \right) \quad (85)$$

$$= \left( \gamma'_b (-1)^{2/3} \tan \phi e^{i(-n_1 + \frac{n_2}{3})\pi}, -\gamma'_a \frac{\tan \phi}{3} \right) \quad (86)$$

$$\mathbf{s}'(1, n_1, n_2) = \left( \gamma'_b b'_1 e^{i\mathbf{n} \cdot \mathbf{q}'_b}, \gamma'_a a'_1 e^{i\mathbf{n} \cdot \mathbf{q}'_a} \right) \quad (87)$$

$$= \left( \gamma'_b e^{i(-n_1 + \frac{n_2}{3})\pi}, \gamma'_a \right) . \quad (88)$$

Phase	Angle	Quotient
$III^*$	$0 < \phi < \frac{\pi}{4}$	$\infty > \frac{J_2}{J_1} > 1$
$II^*$	$\frac{\pi}{4} < \phi < \arctan 3$	$1 > \frac{J_2}{J_1} > \frac{1}{3}$
$I^*$	$\arctan 3 < \phi < \pi$	$\frac{1}{3} > \frac{J_2}{J_1} > -\infty$

TABLE I: The phase boundaries in terms of  $J_2/J_1 = \cot \phi$  for  $J_1 > 0$ .

The 12 spin vectors occurring in the ground state  $\mathbf{s}'$  for the choice  $\phi = \pi/3$  are shown in Figure 4, textcolorredright panel. The restriction  $\pi/4 \leq |\phi| \leq \arctan 3$  is necessary to guarantee that  $\gamma'_a$  and  $\gamma'_b$  will be real.

The case of two-dimensional ground states can be treated by choosing  $\mathbf{q}'_a = (0, 0)$  and  $\mathbf{q}'_b = (\pi, 0)$ . The corresponding eigenvectors read  $u = \left(-\frac{\tan(\phi)}{3}, 1\right)$  and  $v = (-\tan(\phi), 1)$ . The procedure analogous to that sketched in Section II D leads to a Gram matrix  $G = W \Delta W^\top$  of the ground state where  $W = (u, v)$  and  $\Delta$  is the diagonal  $2 \times 2$ -matrix

$$\Delta = \begin{pmatrix} \frac{9}{8}(1 - \cot^2(\phi)) & 0 \\ 0 & \frac{1}{8}(9 \cot^2(\phi) - 1) \end{pmatrix}. \quad (89)$$

$\Delta$  will be a positively definite matrix for  $\frac{\pi}{4} < \phi < \arctan(3)$  and gives rise to the two-dimensional ground state with values

$$(\mathbf{s}_0, \mathbf{s}_1) = \left( \sqrt{\Delta_{1,1}} u, \sqrt{\Delta_{2,2}} v \right)^\top \quad (90)$$

in the primitive unit cell. This completes the discussion of the spin liquid phases  $II$  and  $II^*$ .

For those readers who prefer a description of the phase boundaries in terms of the quotient  $J_2/J_1 = \cot \phi$  we have provided a Table I for the case of  $J_1 > 0$ , i. e., anti-ferromagnetic NN coupling.

It remains to investigate the ground states for special values of  $\phi$ , for example at the phase boundaries. First we note that for  $\phi = 0$ , i. e.,  $J_1 = 0$  and  $J_2 = 1$  we have a triangular lattice formed of even spins. Its ground states with minimal energy  $-3/2$  according to (76) are the unique extensions of the well-known local two-dimensional ground state with angle of  $120^\circ$  between adjacent spins, whereas the odd spins are completely arbitrary.

At the analogous value of  $\phi = \pi/2$ , i. e.,  $J_1 = 1$  and  $J_2 = 0$  we have a honeycomb lattice with an anti-ferromagnetic NN interaction and the ground state is one-dimensional with opposite spin directions for even and odd spins in accordance with the one-dimensional phase  $I^*$  described above. For the special value of  $\phi = \pi/4$  the two interactions are equal,  $J_1 = J_2 = 1$ , and we have the phase transition between ground states of phase  $II^*$  and  $III^*$ . At this point we encounter two-dimensional and one-dimensional ground states that result from the limits of (77-80) and (85-88) for  $\phi \rightarrow \pi/2$ . Especially, the one-dimensional ground state reads  $\mathbf{s}(k, n_1, n_2) = (-1)^{n_2+k+1}$ . Moreover, at the value  $\phi = \arctan(3)$  we have  $\gamma'_b = 0$  in (85-88) and the phase transition between ground states of phase  $II^*$  and  $I^*$  occurs.

Finally, we consider the special case  $\phi = \pi/3$  where the minimal energy of ground states of phase  $II^*$  assumes the lower Luttinger-Tisza bound, see Figure 5. This can be explained by the occurrence of another two-dimensional spiral ground state corresponding to the eigenvector  $(i, 1)$  of  $\hat{\mathbb{J}}(q_1 = q_2 = 2\pi/3, \lambda = 0)$  with eigenvalue  $-3/2$ .

### C. Modified square lattice

This example is a modified version of [31], where incommensurable ground states were determined analytically. The modification consists of additional diagonal bonds that create two non-equivalent spin sites with coordinates, say,  $\mathbf{s}_0 = (0, 0)$ ,  $\mathbf{s}_1 = (1, 0)$ , in the primitive unit cell, see Figure 6, left panel, and which thus require a generalization of LTLK theory. The lattice is obtained by multiples of translations of  $\mathbf{s}_0$  and  $\mathbf{s}_1$  with translation vectors  $\mathbf{e}_1 = (1, 1)$  and  $\mathbf{e}_2 = (1, -1)$ , see Figure 6, left panel. Analogously to Section III B we write the two coupling constants as  $J_1 = \cos \phi$  and  $J_2 = \sin \phi$  where  $-\pi < \phi \leq \pi$ . The  $2 \times 2$ -matrix  $\hat{\mathbb{J}}(\mathbf{q}, \lambda)$  assumes the form (70) with

$$J_{11} = 2 \cos q_1 \cos \phi + \lambda \quad (91)$$

$$J_{12} = \overline{J_{21}} = \sin \phi + \left( e^{-iq_1} + e^{-iq_2} + e^{-i(q_1+q_2)} \right) \cos \phi \quad (92)$$

$$J_{22} = -\lambda. \quad (93)$$



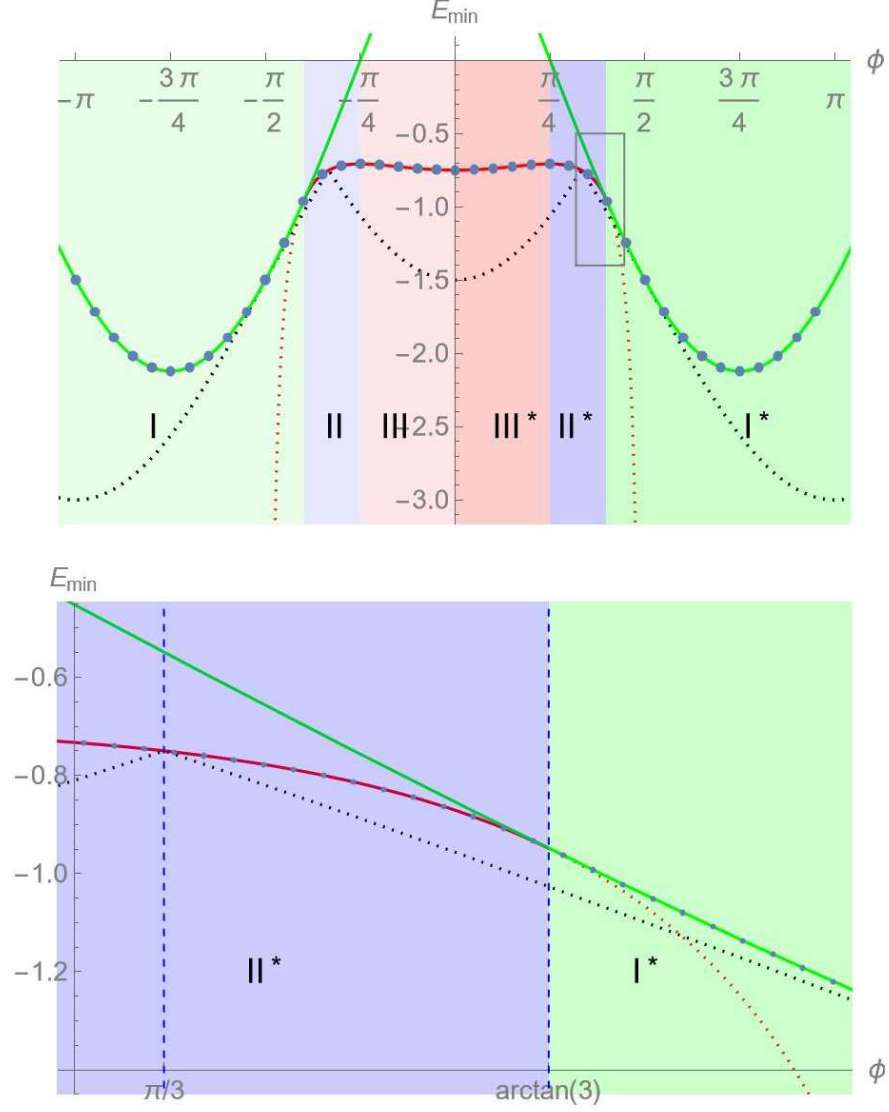


FIG. 5: Plot of a minimal energy of the  $J_1 - J_2$  honeycomb lattice as a function of  $\phi$ . The black dotted curve represents the minimal eigenvalues of the  $J$ -matrix with  $\lambda = 0$  (lower Luttinger-Tisza bound). The green curves correspond to  $E_{\min}^{(\pm)}$  according to (74), and the red curve to  $E_{\min}^{(1)}$  according to (76). The blue points represent the numerical Monte Carlo results for the minimal energy. The upper panel represents the global view, and the lower one the magnification of the rectangle in the upper panel. Especially the lower panel shows that at  $\phi = \pi/3$  the minimal energy  $E_{\min} = -3/2$  coincides with the minimal eigenvalue of the  $J$ -matrix, and that at  $\phi = \arctan 3$  the two functions  $E_{\min}^{(+)}$  and  $E_{\min}^{(1)}$  intersect with the same slope. All minimal energies are multiplied with a global factor of  $1/2$  according to the convention used in large parts of the literature. We distinguish between six phases (I – III\*) indicated by light colors as explained in the text.

Let  $p(\mathbf{q}, \lambda; z)$  denote the characteristic polynomial of  $\hat{\mathbb{J}}(\mathbf{q}, \lambda)$  in the variable  $z$ . It turns out that the maximum in (67) is always smooth. The corresponding condition  $\frac{\partial p(\mathbf{q}, \lambda; z)}{\partial \lambda} = 0$  leads to

$$\hat{\lambda} = -\cos q_1 \cos \phi. \quad (94)$$

In the sector  $-\pi < \phi < -\pi/2$  both coupling constants are negative and the ground state is ferromagnetic, i. e., all spins have the same direction. We will see later that this ferromagnetic phase (I) can be extended slightly beyond  $\phi = -\pi$ . Obviously, the corresponding wave vector is  $\mathbf{q} = (0, 0)$ . The two eigenvectors of  $\hat{\mathbb{J}}(0, 0, \hat{\lambda})$  are obtained as  $(1, 1)$  and  $(1, -1)$ , the first one belonging to the ferromagnetic phase and the second one giving rise to another

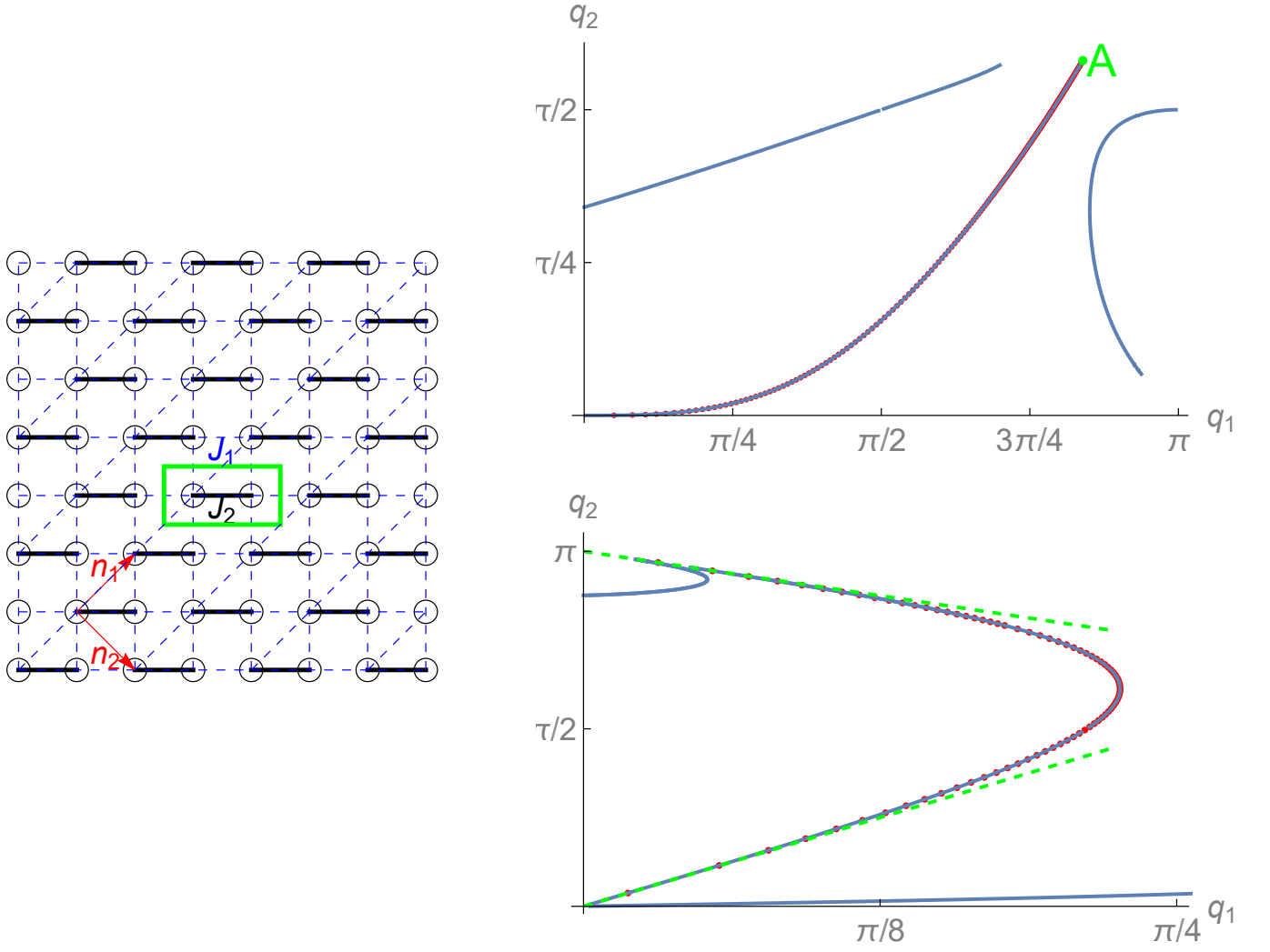


FIG. 6: Left panel: Sketch of the modified square lattice. The primitive unit cell (green rectangle) is occupied with two spin sites. There are two couplings of strength  $J_1$  and  $J_2$ . Right panel: Plot of various branches of the (blue) curve in  $\mathcal{Q}^\infty$  corresponding to the equation (105) together with numerical solutions (red points) representing incommensurable ground states of phase *IV* (right upper panel) and *V* (right lower panel). We have also drawn in the conjectured tangents  $q_2 = 2q_1$  and  $q_2 = \pi - q_1$  (dashed, green lines) for the phase *V* (right lower panel) and the (green) endpoint *A* with coordinates (106) of the curve corresponding to phase *IV* (right upper panel).

one-dimensional phase (*II*) with  $\mathbf{q} = (0, 0)$  and the two spins in the primitive unit cell being anti-parallel, symbolized by  $\uparrow\downarrow$  (Néel state). The corresponding minimal energies are obtained as

$$E_{\min}^{(I)} = 4 \cos \phi + \sin \phi, \quad (95)$$

$$E_{\min}^{(II)} = -2 \cos \phi - \sin \phi. \quad (96)$$

A third one-dimensional phase (*III*) is obtained by setting  $\mathbf{q} = (0, \pi)$ . It is also of the form  $\uparrow\downarrow$  in the primitive unit cell and has the minimal energy

$$E_{\min}^{(III)} = \cos \phi - \sin \phi. \quad (97)$$

The exact  $\phi$ -domain of these one-dimensional phases will be determined later.

It turns out that the remaining ground states will be incommensurable. Partial analytical treatment is possible.

The minimum of  $J_{\min}(\mathbf{q}, \hat{\lambda})$  will be obtained at points  $\mathbf{q} \in \mathcal{Q}^\infty$  satisfying

$$p_1 := \frac{\partial p(\mathbf{q}, \hat{\lambda}; z)}{\partial q_1} = 0 \quad (98)$$

$$p_2 := \frac{\partial p(\mathbf{q}, \hat{\lambda}; z)}{\partial q_2} = 0. \quad (99)$$

$p_2$  is independent of  $z$  and (99) can be solved for  $\phi$  with the relatively simple result

$$\phi = P_2(\mathbf{q}) := \nu \pi + \arctan \left( \frac{\sin \left( \frac{q_1}{2} - q_2 \right)}{\sin \left( \frac{q_1}{2} + q_2 \right)} \right), \quad (100)$$

where the integer  $\nu \in \mathbb{Z}$  corresponding to the branch of  $\arctan$  has to be chosen appropriately. On the other hand,  $p_1$  is linear in  $z$  and (98) can be solved for  $z$ . The result can be inserted into  $p(\mathbf{q}, \hat{\lambda}; z)$  and yields a function  $p_3(\phi, \mathbf{q})$  that vanishes for ground states. The condition  $p_3(\phi, \mathbf{q}) = 0$  can also be solved for  $\phi$ , albeit with a more complicated result. It reads

$$\phi = P_1(\mathbf{q}) := \frac{1}{2} \left( \arctan \left( \frac{bc \mp a\sqrt{a^2 + b^2 - c^2}}{ac \pm b\sqrt{a^2 + b^2 - c^2}} \right) + \nu \pi \right), \quad (101)$$

where the sign  $\pm$  and  $\nu \in \mathbb{Z}$  have to be chosen appropriately and

$$\begin{aligned} a := & -4 \left( -\sin \left( q_1 - \frac{3q_2}{2} \right) + \sin \left( 2q_1 - \frac{q_2}{2} \right) + 2 \sin \left( q_1 + \frac{q_2}{2} \right) \right. \\ & \left. + \sin \left( \frac{q_2}{2} \right) + \sin \left( q_1 + \frac{3q_2}{2} \right) \right) \cos \left( \frac{q_2}{2} \right) \csc(q_1) \end{aligned} \quad (102)$$

$$\begin{aligned} b := & -4 (\cos(q_1) - \cos(q_2) (\cos(q_2) + 1) + \cos(q_1 + q_2) \\ & + \sin^2(q_2) \cot^2(q_1) - 1) \end{aligned} \quad (103)$$

$$\begin{aligned} c := & -2 - 4 \cos(q_1 - q_2) + 4 \cos(q_2) + 2 \cot^2(q_1) - \cot(q_1) \csc(q_1) \\ & + (\cos(3q_1) - 2 \cos(2q_1) \cos(2q_2)) \csc^2(q_1). \end{aligned} \quad (104)$$

Then the equation

$$P_1(\mathbf{q}) = P_2(\mathbf{q}) \quad (105)$$

describes a curve in  $\mathcal{Q}^\infty$  such that certain branches of it correspond to two families of incommensurable ground states, denoted by phase *IV* and *V*, see Figure 6, right panel. These branches are determined by numerically solving  $p_2 = p_3 = 0$  in the vicinity of finite model solutions. It is difficult to confirm it by direct calculation, but we conjecture that the branch corresponding to phase *IV* has an endpoint *A* with coordinates

$$q_1^{(A)} = \pi - \arccos \left( \frac{7}{8} \right), \quad q_2^{(A)} = \frac{1}{2} \left( \pi + \arccos \left( \frac{7}{8} \right) \right), \quad (106)$$

see Figure 6, right upper panel. Together with the starting point of this branch at  $\mathbf{q} = (0, 0)$  with vanishing slope this implies, according to (100), that the phase *IV* ranges from  $\phi = -\pi/2$  to  $\phi = \pi/4$ .

Similarly, we conjecture that the branch belonging to phase *V* has the tangents  $q_2 = 2q_1$  and  $q_2 = \pi - q_1$  at  $q_1 = 0$ , see Figure 6, right lower panel. In view of (100) this would imply that the incommensurable ground states of phase *V* belong to the interval

$$a \leq \phi \leq b, \quad \text{where} \quad (107)$$

$$a := \pi - \arctan 3 \approx 1.89255 \quad \text{and} \quad (108)$$

$$b := \pi - \arctan \frac{3}{5} \approx 2.60117, \quad (109)$$

such that the lower limit corresponds to  $\mathbf{q} = (0, \pi)$  and the upper one to  $\mathbf{q} = (0, 0)$ .

It is possible that the two families of ground states also contain some states with rational multiples  $q_1, q_2$  of  $\pi$ , but they will nevertheless be called “incommensurable” according to convention. For the boundary of the incommensurable

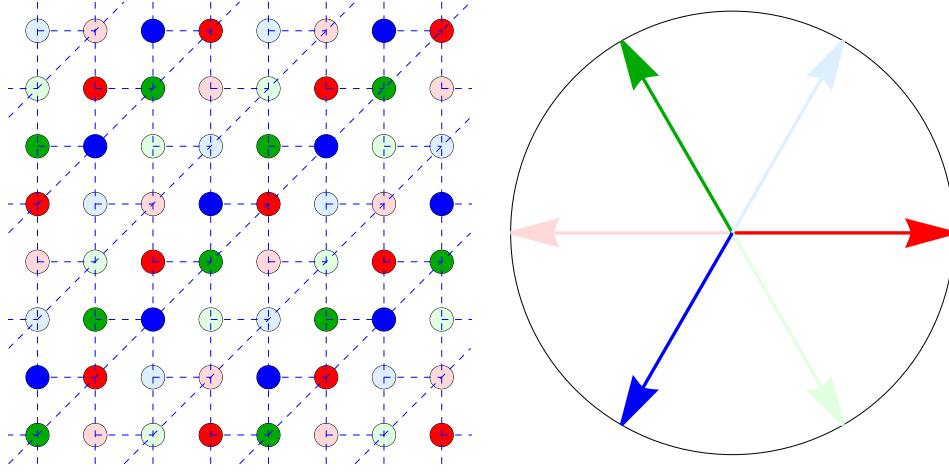


FIG. 7: Sketch of a ground state of the modified square lattice for  $J_1 = 1, J_2 = 0$  (left panel) where the spins assume only six different directions forming a regular hexagon indicated by six different colors according to the right panel. This spin lattice can also be viewed as a system of AF-coupled sawtooth chains. Other ground states may be constructed by rotating the local ground states of the triangles in one sawtooth chain and accordingly in the other chains. This yields a large degeneracy of ground states at  $J_1 = 1, J_2 = 0$ .

region this is plausible, but also at  $\phi = 0$ , i. e.,  $J_1 = 1, J_2 = 0$ , there exists a two-dimensional ground state with angles of  $120^\circ$  and  $180^\circ$  between adjacent spins that can be constructed elementarily and has  $q_1 = \frac{2\pi}{3}, q_2 = \frac{\pi}{3}$ , see Figure 7.

To illustrate the construction of incommensurable ground states we choose the example of  $\phi = -\pi/4$ , i.e.,  $J_1 = -J_2 = \frac{\sqrt{2}}{2}$ . The corresponding ground state of the infinite lattice can be approximated by a ground state of a finite model such that  $q_1 = \frac{19\pi}{24} \approx 2.48709$ ,  $q_2 = \pi/2 \approx 1.5708$  and  $E_{\min}^{(1)} = -2.35473$ . We choose these numbers as initial values for numerically calculating the common root of  $p_2 = 0$  and  $p_3 = 0$ . The result reads  $q_1 = 2.47535$  and  $q_2 = 1.5708$ , where remarkably the value for  $q_2$  is identical to the initial value. Inserting these values into  $\hat{J}(\mathbf{q}, \hat{\lambda})$  we determine its lowest eigenvalue as  $E_{\min} \approx -2.35480$ , slightly below  $E_{\min}^{(1)}$ . The corresponding eigenvector is  $(0.945027 + 0.326993i, 1)$  and can be identified with the incommensurable ground state

$$(\mathbf{s}_0, \mathbf{s}_1) = \begin{pmatrix} 0.945027 & 1 \\ 0.326993 & 0 \end{pmatrix} \quad (110)$$

in the primitive unit cell, if we again represent two-dimensional states by complex numbers of absolute value 1.

If we assume  $q_2 = \pi/2$  from the outset the equation  $p_3 = 0$  can be solved analytically with the result

$$q_1 = \pi - \arctan \left( \sqrt{\frac{1}{2}(\sqrt{5} - 1)} \right), \quad (111)$$

and the corresponding minimal energy

$$E_{\min} = -\frac{1}{2} \sqrt{11 + 5\sqrt{5}}. \quad (112)$$

The corresponding eigenvector has the form

$$\left( \frac{1}{\sqrt[4]{-2 + \sqrt{5} - 2i\sqrt{\sqrt{5} - 2}}}, 1 \right). \quad (113)$$

All these analytical results agree with the above numerical values.

When we combine all this information, we get a phase diagram, see Figure 8. Additionally, we have calculated  $E_{\min}(\phi)$  for a finite model with  $M = 1152$  spins without ground-state gauge. This would represent a lower Luttinger-Tisza bound only for  $M = 1152$ , but it turns out that it is a lower bound also for the infinite system, see Figure 8. Numerical Monte Carlo calculations of  $E_{\min}(\phi)$  have been performed for an  $M = 72$  model. These values coincide with the theoretical  $E_{\min}(\phi)$  for the three one-dimensional phases *I*, *II* and *III*, but due to the mismatch of the periodic boundary conditions and incommensurable spiral ground state they lie above the minimal energy of the two incommensurable phases *IV* and *V*, except for the above-mentioned ground state at  $\phi = 0$ , see Figure 8, lower panel.

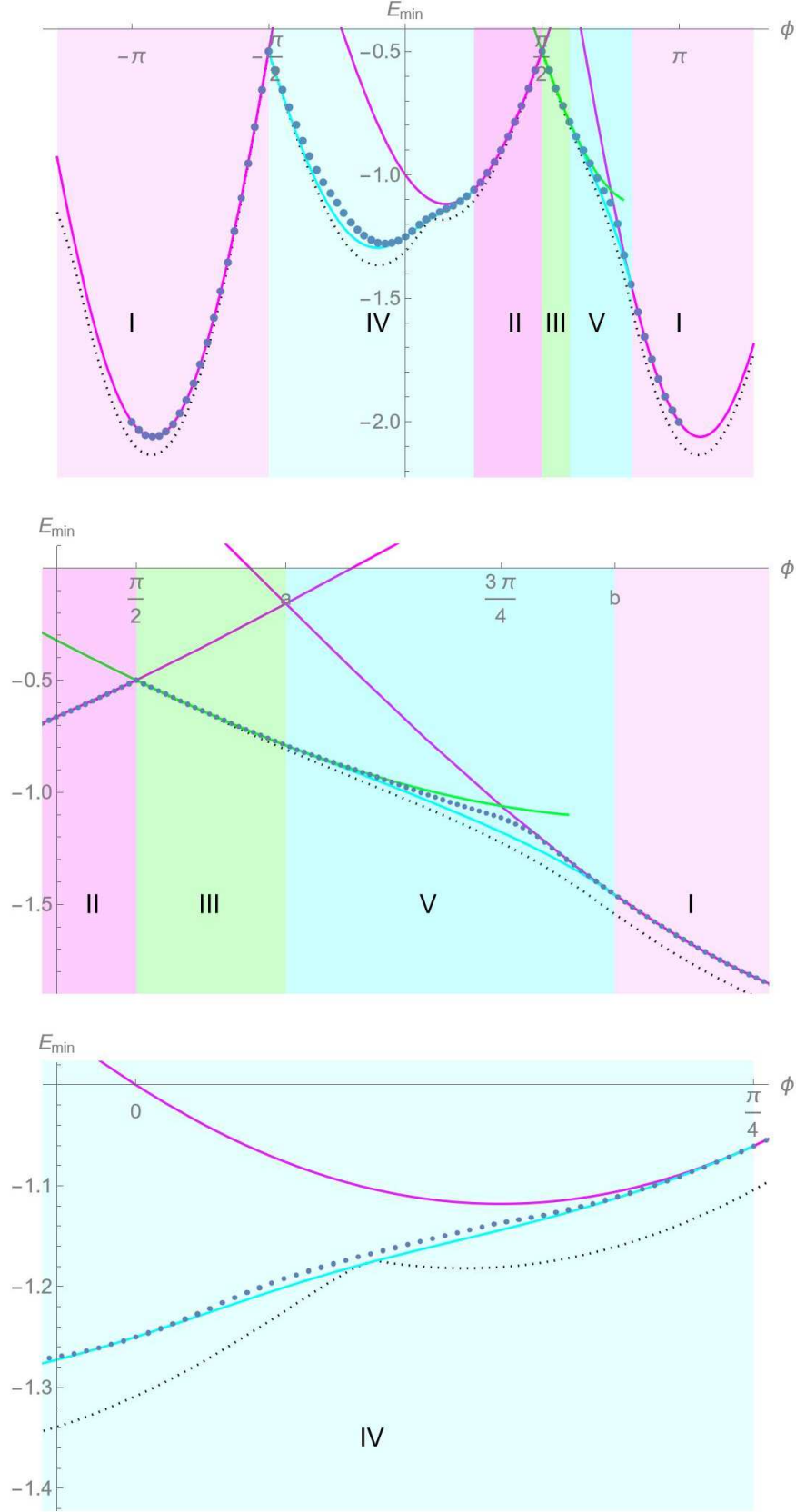


FIG. 8: Plot of a minimal energy of the  $J_1 - J_2$  modified square lattice as a function of  $\phi$ . The black curve represents the minimal eigenvalues of the  $J$ -matrix with  $\lambda = 0$  calculated for a finite model with  $M = 1152$  spins (lower Luttinger-Tisza bound). The magenta curves represent the minimal energy of the one-dimensional phases  $E_{\min}^{(I)}$  and  $E_{\min}^{(II)}$  according to (95) and (96), and the green curve analogously for  $E_{\min}^{(III)}$  according to (97). The minimal energies of the incommensurable phases IV and V have been calculated semi-analytically and shown by cyan curves. The blue points represent the numerical Monte Carlo results for the minimal energy calculated for a finite model with  $M = 72$  spins. The upper panel represents the global view, and the middle and the lower one the magnifications of the regions  $1.4 \leq \phi \leq 2.9$  and  $-0.1 \leq \phi \leq \pi/4$ . The boundaries

#### IV. SUMMARY

In this paper, we have presented a kind of combination of the LTLK approach and the Lagrange-variety approach for the ground state problem of spin lattices. This results in the following recipe: Calculate the Fourier transformed dressed  $J$ -matrix  $\hat{J}(\mathbf{q}, \boldsymbol{\lambda})$  and find the values for the wave vector  $\mathbf{q} \in \mathcal{Q}$  and the Lagrange parameters  $\boldsymbol{\lambda} \in \Lambda$  where the minimal eigenvalue of the  $J$ -matrix w. r. t.  $\mathbf{q}$  assumes its global maximum w. r. t.  $\boldsymbol{\lambda}$ . The value for  $\boldsymbol{\lambda} \in \Lambda$  is known to be uniquely determined for each (finite) spin lattice and has been denoted by  $\hat{\boldsymbol{\lambda}}$  (ground state gauge). This first step can be difficult in general, but we have given two non-trivial examples (the modified honeycomb lattice and the modified square lattice) where it is feasible.

The second step leads to the construction of ground states as linear combinations of the eigenvectors corresponding to the  $\mathbf{q} \in \mathcal{Q}$  and  $\hat{\boldsymbol{\lambda}} \in \Lambda$  found in the first step. This step could lead to spin configurations of an un-physical dimension exceeding three and thus may fail. In the case of at most three-dimensional ground states, however, it leads directly to a determination of these as in the two examples.

One may then ask whether it is possible to obtain *all* ground states by this method if the problems mentioned do not arise. First, one must admit that the present method finds only *symmetric* ground states, i.e., those whose components are simultaneously eigenvectors of the lattice translation operator. Second, when considering a finite model of an infinite lattice, one cannot be sure, in general, whether a larger model would yield further ground states realizing the same minimum energy per site or even lower the minimum energy. The latter could only be ruled out by other arguments, e. g., by showing that the lattice is composed of subunits whose energy is already minimal for a given state. Those ground states of the infinite lattice that cannot be obtained already as ground states of finite models are called “incommensurable” in the literature. We have shown that in the second example, the modified square lattice, our method can be extrapolated in order to obtain also incommensurable ground states.

#### Appendix A: Proofs

##### 1. Proof of Proposition 1

1. We obtain

$$\hat{\mathbb{J}}^{ij}(\boldsymbol{\lambda}, \mathbf{q}) \stackrel{(32)}{=} \sum_{\boldsymbol{\ell}} \mathbb{J}_{0,\boldsymbol{\ell}}^{ij}(\boldsymbol{\lambda}) e^{i\boldsymbol{\ell} \cdot \mathbf{q}} \quad (\text{A1})$$

$$\stackrel{(22)}{=} \sum_{\boldsymbol{\ell}} \mathbb{J}_{\boldsymbol{\ell},0}^{ji}(\boldsymbol{\lambda}) e^{i\boldsymbol{\ell} \cdot \mathbf{q}} \quad (\text{A2})$$

$$\stackrel{(23)}{=} \sum_{\boldsymbol{\ell}} \mathbb{J}_{0,-\boldsymbol{\ell}}^{ji}(\boldsymbol{\lambda}) e^{i\boldsymbol{\ell} \cdot \mathbf{q}} \quad (\text{A3})$$

$$= \sum_{\boldsymbol{\ell}} \mathbb{J}_{0,\boldsymbol{\ell}}^{ji}(\boldsymbol{\lambda}) e^{-i\boldsymbol{\ell} \cdot \mathbf{q}} \quad (\text{A4})$$

$$= \overline{\sum_{\boldsymbol{\ell}} \mathbb{J}_{0,\boldsymbol{\ell}}^{ji}(\boldsymbol{\lambda}) e^{i\boldsymbol{\ell} \cdot \mathbf{q}}} \quad (\text{A5})$$

$$\stackrel{(32)}{=} \overline{\hat{\mathbb{J}}^{ji}(\boldsymbol{\lambda}, \mathbf{q})}, \quad (\text{A6})$$

for all  $i, j = 1, \dots, L$ , where the overline in (A5) and (A6) denotes the complex conjugate.

2. This follows from

$$\hat{\mathbb{J}}^{ij}(\boldsymbol{\lambda}, \mathbf{q}) \stackrel{(A4)}{=} \sum_{\boldsymbol{\ell}} \mathbb{J}_{0,\boldsymbol{\ell}}^{ji}(\boldsymbol{\lambda}) e^{-i\boldsymbol{\ell} \cdot \mathbf{q}} \quad (\text{A7})$$

$$\stackrel{(32)}{=} \hat{\mathbb{J}}^{ji}(\boldsymbol{\lambda}, -\mathbf{q}). \quad (\text{A8})$$

3. Two matrices that are transposes of each other have the same eigenvalues. The second part of the claim follows

from

$$\sum_j \widehat{\mathbb{J}}^{ij}(\boldsymbol{\lambda}, \mathbf{q}) z_j = j(\boldsymbol{\lambda}, \mathbf{q}) z_i \quad (\text{A9})$$

$$\Leftrightarrow \sum_j \overline{\widehat{\mathbb{J}}^{ij}(\boldsymbol{\lambda}, \mathbf{q})} \overline{z_j} = j(\boldsymbol{\lambda}, \mathbf{q}) \overline{z_i} \quad (\text{A10})$$

$$\stackrel{(\text{A6})}{\Leftrightarrow} \sum_j \widehat{\mathbb{J}}^{ji}(\boldsymbol{\lambda}, \mathbf{q}) \overline{z_j} = j(\boldsymbol{\lambda}, \mathbf{q}) \overline{z_i} \quad (\text{A11})$$

$$\stackrel{(\text{A8})}{\Leftrightarrow} \sum_j \widehat{\mathbb{J}}^{ij}(\boldsymbol{\lambda}, -\mathbf{q}) \overline{z_j} = j(\boldsymbol{\lambda}, \mathbf{q}) \overline{z_i} , \quad (\text{A12})$$

thereby completing the proof of Proposition 1.  $\square$

## 2. Proof of Proposition 2

We will call  $\mathbf{q}^{(k)}$  of *real type* iff  $\exp(\mathbf{i}\mathbf{q}^{(k)} \cdot \mathbf{n})$  is always real (and hence  $\pm 1$ ) i. e., iff  $\mathbf{q}^{(k)}$  has only the components 0 or  $\pi$ . Otherwise it is called of *complex type*. We have to distinguish three cases.

1. All  $\mathbf{q}^{(k)}$  are different and of real type. In this case the extension of the local state is given by

$$\mathbf{s}_{\text{in}}^{(k)} = \sum_{\ell} \underbrace{\Gamma_{\ell k}}_{\gamma_{\ell} \delta_{\ell k}} \mathbf{z}_i^{(\ell)} \underbrace{\exp(\mathbf{i}\mathbf{q}^{(k)} \cdot \mathbf{n})}_{\pm 1} = \pm \gamma_k \mathbf{z}_i^{(k)} , \quad (\text{A13})$$

and

$$\sum_k \left( \mathbf{s}_{\text{in}}^{(k)} \right)^2 = \sum_k \left( \gamma_k \mathbf{z}_i^{(k)} \right)^2 = \sum_k \left( \mathbf{s}_{i0}^{(k)} \right)^2 = 1 . \quad (\text{A14})$$

Here we have use in (A13) that the linear combination is admissible and hence  $\Gamma$  must be diagonal and in (A14) that the local configuration in the primitive unit cell consists of unit vectors.

2. All  $\mathbf{q}^{(k)}$  are equal, say,  $\mathbf{q}^{(k)} = \mathbf{q}^{(0)}$  and of real type. In this case the extension of the local state is given by

$$\mathbf{s}_{\text{in}}^{(k)} = \sum_{\ell} \Gamma_{\ell k} \mathbf{z}_i^{(\ell)} \underbrace{\exp(\mathbf{i}\mathbf{q}^{(0)} \cdot \mathbf{n})}_{\pm 1} , \quad (\text{A15})$$

and

$$\sum_k \left( \mathbf{s}_{\text{in}}^{(k)} \right)^2 = \sum_k \left( \sum_{\ell} \Gamma_{\ell k} \mathbf{z}_i^{(\ell)} \right)^2 = \sum_k \left( \mathbf{s}_{i0}^{(k)} \right)^2 = 1 . \quad (\text{A16})$$

3. One  $\mathbf{q}^{(k)}$ , say,  $\mathbf{q}^{(1)}$  is of real type and the two remaining ones are complex, such that  $\mathbf{q}^{(3)} = -\mathbf{q}^{(2)}$ . In this case  $\Gamma$  must be diagonal and the extension is given by

$$\mathbf{s}_{\text{in}}^{(1)} = \Gamma_{11} \mathbf{z}_i^{(1)} \underbrace{\exp(\mathbf{i}\mathbf{q}^{(1)} \cdot \mathbf{n})}_{\pm 1} , \quad (\text{A17})$$

$$\mathbf{s}_{\text{in}}^{(2)} = \Gamma_{22} \Re \left( \mathbf{z}_i^{(2)} \exp(\mathbf{i}\mathbf{q}^{(2)} \cdot \mathbf{n}) \right) , \quad (\text{A18})$$

$$\mathbf{s}_{\text{in}}^{(3)} = \Gamma_{22} \Im \left( \mathbf{z}_i^{(2)} \exp(\mathbf{i}\mathbf{q}^{(2)} \cdot \mathbf{n}) \right) , \quad (\text{A19})$$



and

$$\sum_k \left( \mathbf{s}_{i\mathbf{n}}^{(k)} \right)^2 = \left( \Gamma_{11} \mathbf{z}_i^{(1)} \right)^2 \quad (\text{A20})$$

$$+ \Gamma_{22}^2 \left| \mathbf{z}_i^{(2)} \exp \left( i \mathbf{q}^{(2)} \cdot \mathbf{n} \right) \right|^2 \quad (\text{A21})$$

$$= \left( \Gamma_{11} \mathbf{z}_i^{(1)} \right)^2 + \Gamma_{22}^2 \left| \mathbf{z}_i^{(2)} \right|^2 \quad (\text{A22})$$

$$= \sum_k \left( \mathbf{s}_{i\mathbf{0}}^{(k)} \right)^2 = 1, \quad (\text{A23})$$

thereby completing the proof of Proposition 2.  $\square$

- 
- [1] J. M. Luttinger and L. Tisza, Theory of Dipole Interaction in Crystals, *Phys. Rev.* **70** 954 – 964 (1946)
  - [2] D. H. Lyons and T. A. Kaplan, Method for Determining Ground-State Spin Configurations, *Phys. Rev.* **120** 1580 - 1585 (1960)
  - [3] D. B. Litvin, The Luttinger-Tisza method, *Physica* **77** 205 – 219 (1974)
  - [4] Z. Friedman, J. Felsteiner, On the solution of the Luttinger-Tisza problem for magnetic systems, *Phil. Mag.* **29** 957 – 960 (1974)
  - [5] J. Villain, A magnetic analogue of stereoisomerism: application to helimagnetism in two dimensions, *Journal de Physique* **38** (4), 385 – 391 (1977)
  - [6] H.-J. Schmidt and M. Luban, Classical ground states of symmetric Heisenberg spin systems, *J. Phys. A* **36**, 6351 – 6378 (2003)
  - [7] Z. Nussinov, Commensurate and Incommensurate O(n)Spin Systems: Novel Even-Odd Effects, A Generalized Mermin-Wagner-Coleman Theorem, and Ground States, arXiv:cond-mat/0105253, (2001), updated version (2004)
  - [8] T. A. Kaplan and N. Menyuk, Spin ordering in three-dimensional crystals with strong competing exchange interactions, *Phil. Mag.* **87** (25), 3711 – 3785 (2007)
  - [9] M. F. Lapa and C. L. Henley, Ground States of the Classical Antiferromagnet on the Pyrochlore Lattice, arXiv:1210.6810 (2012)
  - [10] Z. Xiong and X.-G. Wen, General method for finding ground state manifold of classical Heisenberg model, arXiv:1208.1512v2 (2013)
  - [11] H.-J. Schmidt, Theory of ground states for classical Heisenberg spin systems I, *Preprint* cond-mat:1701.02489v2 (2017).
  - [12] V. Grison, P. Viot, B. Bernu, and L. Messio, Emergent Potts order in the kagome  $J_1 - J_3$  Heisenberg model, *Phys. Rev. B* **102**, 214424 (2020)
  - [13] A. Chubukov, Order from disorder in a kagome antiferromagnet, *Phys. Rev. Lett.* **69**, 832 (1992)
  - [14] R. Zinke, S.-L. Drechsler and J. Richter, Influence of an inter-chain coupling on spiral ground-state correlations in frustrated spin-1/2  $J_1$ - $J_2$  Heisenberg chains, *Phys. Rev. B* **79**, 094425 (2009)
  - [15] O. Götze, D. J. J. Farnell, R. F. Bishop, P. H. Y. Li, and J. Richter, Heisenberg antiferromagnet on the kagome lattice with arbitrary spin: A high-order coupled cluster treatment, *Phys. Rev. B* **84**, 224428 (2011)
  - [16] A. L. Chernyshev and M. E. Zhitomirsky, Quantum Selection of Order in an  $XXZ$  Antiferromagnet on a Kagome Lattice, *Phys. Rev. Lett.* **113**, 237202 (2014)
  - [17] E. Rastelli, A. Tassi and L. Reatto, Non-simple magnetic order form simple Hamiltonians, *Physica* **97B**, 1 – 14, (1979)
  - [18] L. Messio, C. Lhuillier, and G. Misguich, Lattice symmetries and regular magnetic orders in classical frustrated antiferromagnets, *Phys. Rev. B* **83**, 184401 (2011)
  - [19] H.-J. Schmidt, Theory of ground states for classical Heisenberg spin systems II, *Preprint* cond-mat:1707.02859 (2017)
  - [20] H.-J. Schmidt, Theory of ground states for classical Heisenberg spin systems III, *Preprint* cond-mat:1707.06512 (2017)
  - [21] H.-J. Schmidt, Theory of ground states for classical Heisenberg spin systems IV, *Preprint* cond-mat:1710.00318 (2017)
  - [22] H.-J. Schmidt and W. Florek, Theory of ground states for classical Heisenberg spin systems V, *Preprint* cond-mat:2002.12705 (2020)
  - [23] H.-J. Schmidt and W. Florek, Theory of ground states for classical Heisenberg spin systems VI, *Preprint* cond-mat:2005.10487 (2020)
  - [24] J.-C. Domenge, P. Sindzingre, C. Lhuillier, and L. Pierre, Twelve sublattice ordered phase in the  $J_1 - J_2$  model on the kagome lattice, *Phys. Rev. B* **72**, 024433 (2005)
  - [25] O. Janson, J. Richter, and H. Rosner, Modified kagomé physics in the natural spin-1/2 kagomé lattice systems: Kapellasite  $\text{Cu}_3\text{Zn}(\text{OH})_6\text{Cl}_2$  and Haydeeite  $\text{Cu}_3\text{Mg}(\text{OH})_6\text{Cl}_2$ , *Phys. Rev. Lett.* **101**, 106403 (2008)
  - [26] A. Mielke, Ferromagnetic ground states for the Hubbard model on line graphs, *J. Phys. A: Math. Gen.* **24**, L73 – L77 (1991)

- [27] A. Mielke, Ferromagnetism in the Hubbard model on line graphs and further considerations, *J. Phys. A: Math. Gen.* **24**, 3311 – 3321 (1991)
- [28] J. Richter, J. Schulenburg, A. Honecker, J. Schnack, and H.-J. Schmidt, Exact eigenstates and macroscopic magnetization jumps in strongly frustrated spin lattices, *J. Phys.: Condens. Matter* **16** (11), S779 – S784 (2004)
- [29] Y. Kuno, T. Mizoguchi, and Y. Hatsugai, Flat band quantum scar, *Phys. Rev. B* **102**, 241115(R) (2020)
- [30] J. Richter, J. Schulenburg, P. Tomczak, and D. Schmalfuß, The Heisenberg antiferromagnet on the square-kagomé lattice, *Condens. Matter Phys.* **12** (3), 507 – 517 (2009)
- [31] S. E. Krüger, J. Richter, J. Schulenburg, D. J. J. Farnell, and R. F. Bishop, Quantum phase transitions of a square-lattice Heisenberg antiferromagnet with two kinds of nearest-neighbor bonds: A high-order coupled-cluster treatment, *Phys. Rev. B* **61**(21), 14 607 - 14 615 (2000)
- [32] D. Leykam, A. Andreanov, and S. Flach, Artificial flat band systems: from lattice models to experiments, *Adv. Phys. X* **3**, 1473052 (2018)
- [33] J. Villain, R. Bidaux, J.-P. Carton, and R. Conte, Order as an effect of disorder, *J. Phys. France* **41**, 1263 - 1272 (1980)
- [34] E. F. Shender, Anti-ferromagnetic garnets with fluctuation-like interacting sub-lattices, *Zh. Eksp. Teor. Fiz.* **83** (1), 326 - 337 (1982) [Sov. Phys. JETP **56**, 178 (1982)]
- [35] C. L. Henley, Ordering due to disorder in a frustrated vector antiferromagnet, *Phys. Rev. Lett.* **62** (17), 2056 - 2059 (1989)