

New results and open questions for SIR-PH epidemic models with linear birth rate, loss of immunity, vaccination, and disease and vaccination fatalities

Florin Avram ^{*1}, Rim Adenane², and Andrei Halanay³

¹Laboratoire de Mathématiques Appliquées, Université de Pau, France 64000

²Département des Mathématiques, Université Ibn-Tofail, Kenitra, Maroc 14000

³Department of Mathematics and Informatics, Polytechnic University of Bucharest, 062203 Bucharest

May 10, 2022

Abstract

Abstract

Our paper presents three new classes of models: SIR-PH, SIR-PH-FA, and SIR-PH-IA, and states two problems we would like to solve about them. Recall that deterministic mathematical epidemiology has one basic general law, the “ \mathcal{R}_0 alternative” of [52, 51], which states that the local stability condition of the disease free equilibrium may be expressed as $\mathcal{R}_0 < 1$, where \mathcal{R}_0 is the famous basic reproduction number, which plays also a major role in the theory of branching processes. The literature suggests that it is impossible to find general laws concerning the endemic points. However, it is quite common that

1. When $\mathcal{R}_0 > 1$, there exists a unique fixed endemic point, and
2. the endemic point is locally stable when $\mathcal{R}_0 > 1$.

One would like to establish these properties for a large class of realistic epidemic models (and we do not include here epidemics without casualties). We have introduced in [7, 5] a “simple”, but broad class of “SIR-PH models” with varying population, with the express purpose of establishing for these processes the two properties above. Since that seemed still hard, we have introduced a further class of “SIR-PH-FA” models, which may be interpreted as approximations for the SIR-PH models, and which includes simpler models typically studied in the literature (with constant population, without loss of immunity, etc). For this class, the first “endemic law” above is “almost established”, since explicit formulas for a unique endemic point are available, independently of the number of infectious compartments –see Proposition 3, and it only remains to check its belonging to the invariant domain. This may yet turn out to be always verified, but we have not been able to establish that. However, the second property, the sufficiency of $\mathcal{R}_0 > 1$ for the local stability of an endemic point, remains open even for SIR-PH-FA models, despite the numerous particular cases in which it was checked to hold (via Routh-Hurwitz time-onerous computations, or Lyapunov functions). The goal of our paper is to draw attention to the two open problems above, for the SIR-PH, SIR-PH-FA,

^{*}Corresponding author. E-mail: Florin.Avram@univ-Pau.fr

and also for a second, more refined “intermediate approximation” SIR-PH-IA. We illustrate the current status-quo by presenting new results on a generalization of the SAIRS epidemic model of [44, 40].

keywords: epidemic models; varying population models; SIR-PH models; stability; next-generation matrix approach; basic reproduction number; vaccination; loss of immunity; endemic equilibria; Routh-Hurwitz conditions.

1 Introduction

Motivation. One of the hardest challenges facing epidemic models is dealing with models with in which death is possible, in which the total population N varies, and in which the infection rates depend on N (as is the case in reality, except for a short period of time at the start of an epidemic). Since these features confront the researcher with challenging behaviors (the first being that the uniqueness of the fixed endemic point may stop holding), sometimes hard to explain epidemiologically, it seems natural to attempt to identify the simplest class of realistic models for which a theory may be developed. The natural choice is “standard incidence rates” – see (2.1), since models with nonlinear infection rates are quite complex – see for example [36, 35, 53, 45, 25] for the very complex dynamical behaviors which may arise otherwise.

The next issue is choosing the type of birth function $b(N)$ to work with. The easiest case is when $b(N)$ is constant, but this corresponds to immigration rather than birth, and so our favorite are linear birth rates $b(N) = \Lambda N$. A bonus for this choice, as well known, is that normalization by the total population leads to a model with constant parameters, which looks similar to classic constant population models, but involves some extra nonlinear terms – see (2.2). The well-studied classic models may then be recovered via a heuristic “first approximation” (**FA**) of ignoring the extra terms. This approximation, which deserves being investigated rigorously via slow-fast/singular perturbation/homogenization techniques, has the merit of putting under one umbrella constant and varying population models with linear birth rates.

At this point, let us mention that we believe that epidemic models should be ideally parameterized by the two matrices F, V which intervene in the next generation matrix approach, which have been called disease carrying and state evolution matrices [14, 13]. A foundational paper in this direction is [4], which show that further simplifications arise for models having only one susceptible class, and also disease carrying matrix of rank one. The first fundamental question, the uniqueness of the endemic point when $\mathcal{R}_0 > 1$, may be resolved explicitly for the “FA approximation” (and hence also for “small perturbations”, numerically). This has motivated us to propose in [7, 5] to develop the theory of this class of models, which we call “Arino” or “SIR-PH” models.

Contributions and contents. The goal of our paper is to draw attention to two interesting open problems, for the SIR-PH, SIR-PH-FA, and also for a second, more refined “intermediate approximation” SIR-PH-IA. We illustrate the current status-quo by presenting new results on a generalization of the SAIRS epidemic model of [44, 40].

The SAIRS model (2.2) is presented in Section 2. The history of the problem and some oversights and errors in the literature are recalled in Section 2.1. The basic reproduction number \mathcal{R}_0 and the weak \mathcal{R}_0 alternative for the DFE equilibrium are established via the next generation matrix approach in Section 2.2. The local stability of the endemic point when the basic reproduction number satisfies $\mathcal{R}_0 > 1$ for the **FA** model are established in Section 2.3.

A review of the theory of SIR-PH models is provided in Section 3, and some new results in Section 4.

The scaled SAIRS model is revisited in the Section 5 (Appendix), where some previous results in the literature are corrected and completed.

2 The SAIRS model with linear birth rate

In this paper, we consider a ten parameters SAIR (also called SEIR in the classic literature [51]) epidemic model inspired by [24, 31, 34, 48, 10, 37, 16, 40], which we call SAIR/V+S (or SAIR for short), since it groups together immunized people in an R/V compartment. The letter A (from asymptomatic) stands for the fact that the individuals in this compartment may infect the susceptibles. This important feature, already present in [51], was further studied in [44, 3, 40]. The model studied in [40] is the most complete in the sense that it misses only one of the parameters of interest, namely the important extra death rate due to the disease –see for example [23]. The explanation of this omission in [40] lies probably in the fact that this paper follows the tradition of the “short term constant population epidemics”, in which the total population N is assumed constant and the endemic point is unique and easy to find explicitly. Our paper investigates, for the model of [40], the topic of the first six papers cited, i.e. we attempt to deal with the variation of $N(t)$ during epidemics which may last for a long time, and which may never be totally eradicated. We generalize the uniqueness of the endemic point and the local stability results of these six papers, and at the same time draw attention to certain unnecessary assumptions and mistakes. The hardest issue, that of global stability, is only illustrated via some numerical simulations.

SAIR Model. Letting $S(t)$, $E(t)$, $I(t)$, $R(t)$, $D(t)$ and $D_e(t)$ represent Susceptible individuals, Exposed individuals, Infective individuals, Recovered individuals, naturally Dead individuals and Dead individuals due to the disease, respectively, the model we consider is:

$$\begin{aligned}
S'(t) &= \Lambda N(t) - S(t) \left(\frac{\beta_i}{N(t)} I(t) + \frac{\beta_e}{N(t)} E(t) + \gamma_s + \mu \right) + \gamma_r R(t), \\
E'(t) &= S(t) \left(\frac{\beta_i}{N(t)} I(t) + \frac{\beta_e}{N(t)} E(t) \right) - (\gamma_e + \mu) E(t), \quad \gamma_e = e_i + e_r \\
I'(t) &= e_i E(t) - I(t) (\gamma + \mu + \delta), \\
R'(t) &= \gamma_s S(t) + e_r E(t) + \gamma I(t) - (\gamma_r + \mu) R(t), \\
D'(t) &= \mu (S(t) + E(t) + I(t) + R(t)) := \mu N(t), \\
D_e'(t) &= \delta I(t), \\
N(t) &= S(t) + E(t) + I(t) + R(t) \implies N'(t) = (\Lambda - \mu) N(t) - \delta I(t). \tag{2.1}
\end{aligned}$$

Epidemiologic meaning of the parameters:

1. $\Lambda \in \mathbb{R}_{\geq 0}$ and $\mu \in \mathbb{R}_{\geq 0}$ denote the average birth and death rates in the population (in the absence of the disease), respectively.
2. The parameters $\beta_i \in \mathbb{R}_{\geq 0}$ and $\beta_e \in \mathbb{R}_{\geq 0}$ denote the infection rates for infective and exposed individuals, respectively;
3. $\gamma_s \in \mathbb{R}_{\geq 0}$ is the vaccination rate, $\gamma_e \in \mathbb{R}_{\geq 0}$ is the rate at which the exposed individuals become infected or recovered, $\gamma_r \in \mathbb{R}_{\geq 0}$ denotes the rate at which immune individuals lose immunity (this is the reciprocal of the expected duration of immunity), $\gamma \in \mathbb{R}_{> 0}$ is the rate at which infected individuals recover from the disease.
4. $e_i \in \mathbb{R}_{\geq 0}$, $e_r \in \mathbb{R}_{\geq 0}$, are rates of transfer from E to I and R , respectively.
5. $\delta \in \mathbb{R}_{\geq 0}$ is the extra death rate in the infected compartment due to the disease.

Some particular cases.

1. If $\beta_e = e_r = 0$, we obtain a SEIRS type model. If furthermore $\gamma_r = \gamma_s = 0$, we arrive to the model masterly studied in [31]; if only one of these parameters is zero, we arrive to the models studied in [48] and [34, 10, 37].

2. If $\beta_i = \gamma_r = \gamma_s = 0 = \delta$, we obtain the SIQR model [19, 46].

Remark 1 *Note the notation scheme employed above, which could be applied to any compartmental model. A linear rate of transfer from compartment m to compartment c is denoted by m_c , and the total linear rate out of m is denoted by γ_m , which implies $\sum_c m_c = \gamma_m$, for example $\gamma_e = e_i + e_r$. Extra death rates due to the epidemics in a department c are denoted by δ_c . An exception is made though for the infectious compartment i , where we simply use the classic notations γ, δ , instead of γ_i, δ_i . Our scheme would simplify a lot, if adopted, perusing the rather random notations used in the literature.*

The scaled model. It is convenient to reformulate (2.1) in terms of the normalized fractions $s = \frac{S}{N}$, $e = \frac{E}{N}$, $i = \frac{I}{N}$, $r = \frac{R}{N}$. Using $N'(t) = (\Lambda - \mu)N(t) - \delta I(t)$, this yields the following nine parameters SEIRS epidemic model (the common death rate μ simplifies, and an extra $\delta i c$ appears in the equation of each compartment c —see for example [6] for similar computations).

$$\begin{cases} s'(t) = \Lambda - s(t) (\beta_i i(t) + \beta_e e(t) + \gamma_s + \Lambda) + \gamma_r r(t) + \delta s(t) i(t) \\ \begin{pmatrix} e'(t) \\ i'(t) \end{pmatrix} = \begin{bmatrix} s(t) \begin{pmatrix} \beta_e & \beta_i \end{pmatrix} + \begin{pmatrix} -(\gamma_e + \Lambda) & 0 \\ e_i & -(\Lambda + \gamma + \delta) \end{pmatrix} + \delta i_t Id \end{bmatrix} \begin{pmatrix} e(t) \\ i(t) \end{pmatrix} \\ r'(t) = \gamma_s s(t) + e_r e(t) + \gamma i(t) - (\gamma_r + \Lambda) r(t) + \delta i(t) r(t) \end{cases} \quad (2.2)$$

Remark 2 *Note that we have written the “infectious” middle equations to emphasize first the factorized form, similar to that encountered for Lotka-Volterra networks – see for example [22]. Secondly, for the factor appearing in these equations, we have emphasized the form*

$$F - V + \delta i I_2 := sB - V + \delta i I_2. \quad (2.3)$$

Note that the matrices F, V are featured in the famous the (Next Generation Matrix) approach [51], that some authors refer to them as “new infections” and “transmission matrices”, that [13] call them the disease carrying and state evolution matrices, and that [8, Ch 5] gives a way to define an associated stochastic birth and death model associated to these matrices. The matrix B is further useful in defining and studying more general SIR-PH models – see [7, 5] and below, and see also [9], [17, (2.1)], [14] for related works.

Since the computations will become soon very cumbersome, we will start using from now on the following notations:

$$\begin{cases} v_0 = \Lambda + \gamma_r + \gamma_s, \\ v_1 = \Lambda + \gamma_e, \\ v_2 = \Lambda + \gamma + \delta. \end{cases} \quad (2.4)$$

Note that v_z , with $z = \{1, 2\}$, are the diagonal elements of V , and that v_0 appears as denominator in the DFE (2.9).

Fig. 1 compares the qualitative behavior and equilibrium points of the (s, i) coordinates of the three variants of a SIR-type example (discussed in detail in [6]).

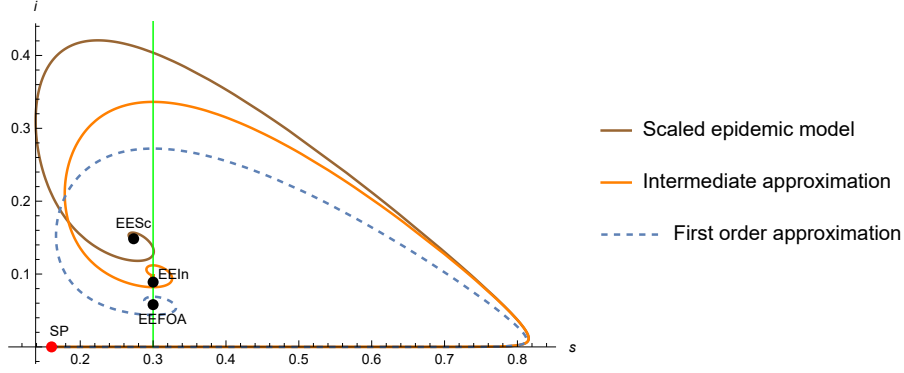


Figure 1: Parametric (s, i) plots of the scaled epidemic and its FA and intermediate approximations for a SIR-type model with one infectious class, starting from a starting point SP with $i_0 = 10^{-6}$, with $\mathcal{R}_0 = 3.21, \beta = 5, \gamma = 1/2, \Lambda = \mu = 1/10, \gamma_r = 1/6, \gamma_s = .01, \delta_i = .9, \delta_r = 0$. $EESc, EEIn, EEFOA$ are the stable endemic points of the scaled model, intermediate model, and the FA model, respectively. The green vertical line denotes the immunity threshold $1/\mathcal{R} = s_{EEFOA} = s_{EEIn}$. Note that the epidemic will spend at first a long time (since births and deaths have slow rates as compared to the disease) in the vicinity of the manifold $\vec{i}(t) = 0$, where the three processes are indistinguishable, before turning towards the endemic equilibrium point(s).

We restrict our study to the biological feasible region

$$\mathcal{D}_4 = \{(s, e, i, r) \in \mathbb{R}_+^4, s + e + i + r = 1\}.$$

Its invariance is ensured by the fact that

$$(s + e + i + r)' = (\delta i - \Lambda - \gamma_r)(s + e + i + r - 1), \quad (2.5)$$

hence $s_0 + e_0 + i_0 + r_0 = 1$ implies $s + e + i + r = 1$, for all $t > 0$.

We will work in three dimensions by eliminating $r = 1 - s - e - i$. The first equation of (2.2) changes then, and the system becomes

$$\begin{cases} s'(t) = \Lambda + \gamma_r - \gamma_r(e(t) + i(t)) - s(t)[\Lambda + \gamma_r + \gamma_s + (\beta_i - \delta)i(t) + \beta_e e(t)], \\ \begin{pmatrix} e'(t) \\ i'(t) \end{pmatrix} = \begin{bmatrix} \beta_e s(t) - v_1 & \beta_i s(t) \\ e_i & -v_2 \end{bmatrix} + \delta i(t) I_2 \begin{pmatrix} e(t) \\ i(t) \end{pmatrix} \\ (s, e, i) \in \mathcal{D}_3 := \{(s, e, i) \in \mathbb{R}_+^3, s + e + i \leq 1\} \end{cases}. \quad (2.6)$$

Concerning fixed points, we note first, following [31, (4.2)], [48, (13)], the following necessary condition at a fixed endemic point:

$$\begin{aligned} s' + e' + i' = 0 &\Leftrightarrow e(\gamma_e - e_i) + \gamma i + s\gamma_s = \gamma_r r + \Lambda r - \delta i r \\ &\Leftrightarrow (1 - (e + i + s))(\Lambda + \gamma_r - \delta i) = e(\gamma_e - e_i) + \gamma i + s\gamma_s \implies i < i_c := \min[1, (\Lambda + \gamma_r)/\delta], \end{aligned} \quad (2.7)$$

where the last implications follows since the right hand side of the last equation in (2.7) is positive, due to $e_r = \gamma_e - e_i \geq 0$.

Thus, the search for fixed points may be reduced to the domain

$$\mathcal{D}_f := \mathcal{D}_3 \cap \{i : i < i_c = \min[1, (\Lambda + \gamma_r)/\delta]\}. \quad (2.8)$$

As a quick preview of the next generation matrix “factorization” idea, we note now that the disease free equation $s' = \Lambda - s(\Lambda + \gamma_s) + \gamma_r(1 - s)$ (defined by $e = i = 0$, $r = 1 - s$) has fixed point

$$s_{dfe} = \frac{\Lambda + \gamma_r}{\Lambda + \gamma_r + \gamma_s} \implies r_{dfe} = 1 - s_{dfe} = \frac{\gamma_s}{\Lambda + \gamma_r + \gamma_s}, \quad (2.9)$$

whenever $\Lambda + \gamma_r + \gamma_s \neq 0$, which will be assumed from now on. Note this formula contains only three of the parameters.

The other 6 parameters γ , δ , β_i , β_e , e_i , γ_e intervene in the “infection equations” for e , i , and will determine the basic reproduction number (2.12)

$$\mathcal{R}_0 = \frac{s_{dfe}}{\Lambda + \gamma_e} \left[\beta_e + \frac{\beta_i e_i}{\Lambda + \gamma + \delta} \right] := s_{dfe} \mathcal{R},$$

where \mathcal{R} is precisely the \mathcal{R}_0 which would be obtained in the absence of vaccination.

When $\delta = 0$, our model (2.6) reduces to the eight parameters constant population model studied in [40], which has a unique endemic point, with coordinates expressible in terms of \mathcal{R}_0 ; for example $s_{ee} = \frac{s_{dfe}}{\mathcal{R}_0} := \frac{1}{\mathcal{R}}$. Its global stability is however hard to prove [40, Conjecture 15], and the authors resolve only the case $\beta_e < \gamma$.

2.1 Some history of the SEIRS and SAIRS varying population models

A first important paper on the varying population SEIRS model (recall that both notations SEIRS and SAIRS have been used already for the same model) is [24], where $\beta_e = e_r = 0$ and where a proportion q of vaccines is allocated to the new born. We took for simplicity $q = 0$, since this parameter does not modify in an essential way the mathematics involved. Note that δ , Λ , γ_e , γ_s and γ_r are denoted in [24] by α , r , σ , p and ϵ , respectively.

Besides the typical weak \mathcal{R}_0 alternative, [24, Thm 2.3(i)] establishes also **global asymptotic stability** (GAS) of disease free equilibrium when $\mathcal{R}_0 < 1$ and when either (I) $\frac{\beta_i \gamma_e}{\Lambda + \gamma_e} \leq \delta$, (II) $\gamma_s = 0$, or a certain non-explicit condition holds. A second result [24, Thm 2.3(ii)] establishes the uniqueness of the endemic point when $\mathcal{R}_0 > 1$, and $\gamma_r \leq \min[\gamma_e, \gamma]$.

Stimulated by the many open cases left above, [31] considered the particular case $\beta_e = e_r = \gamma_r = \gamma_s = 0$. As the authors explain, the difficulties met, especially in the global stability problem, forced them to devise new ingenious methods. (2.12) becomes now $\mathcal{R}_0 = \frac{\beta_i \gamma_e}{(\gamma_e + \Lambda)(\Lambda + \gamma + \delta)}$ (note that β , γ_e , Λ , δ and \mathcal{R}_0 are denoted in [31] by λ , ϵ , b , α and σ , respectively, and that $s_{dfe} = 1$). Building on previous results in the limiting cases $\delta = 0$ for SEIR models with constant population [32] and $\gamma_e \rightarrow \infty$ for SIR models with varying population [11], they establish the uniqueness and global stability of the endemic point [31, Cor. 6.2, Thm6.5] when $\mathcal{R}_0 > 1$.

Note that the Corollary is under the assumption of non-existence of non-constant periodic solutions, and the Theorem requires the additional assumption $\delta < \gamma_e$; thus the complementary case was left open.

Next, [34] studied the case of waning immunity, leaving again open many cases. Note that the so-called “geometric approach to stability” method, initiated in [31, 33, 34], was used many times afterwards – see for example [37].

Eleven years later, [48] re-attacked the [24] problem with $\beta_e = e_r = \gamma_r = 0$ and vaccination $\gamma_s \geq 0$ (denoted by $a\sigma$). We note, by adding the two infection rates in [48, Fig. 1], which yields $\lambda(1 - a\sigma)$, that the model depends only on $a\sigma$, and so introducing two parameters for γ_s unnecessarily complicates the mathematics. Furthermore, the infection rate $\lambda(1 - a\sigma)$ might as well be denoted by one parameter, and we chose the classical β . Finally, one can relate their results to ours by substituting β with γ and setting $\sigma = 1$ (i.e. giving up the second source of infections),

and $\lambda = \beta/(1 - \gamma_s)$. Then, [48, (8)]

$$\mathcal{R}_0 = \mathfrak{s}_{dfe} \frac{\beta_i \gamma_e}{(\Lambda + \gamma_e)(\Lambda + \gamma + \delta)} := \mathcal{R} \mathfrak{s}_{dfe}, \quad (2.10)$$

where

$$\mathcal{R} = \frac{\beta_i \gamma_e}{(\Lambda + \gamma_e)(\Lambda + \gamma + \delta)} \text{ and } \mathfrak{s}_{dfe} = \frac{\Lambda}{\Lambda + \gamma_s}.$$

See also (2.12).

Remark 3 *Let us note two open problems left in [48].*

1. [48, Thm 2.1] proves the global stability of the DFE when

$$\mathcal{R} \leq 1$$

(by using the Lyapunov function $\gamma_e e + (\gamma_e + \Lambda)i$, which is different from the Lyapunov function used in [47], $e(\gamma + \Lambda + \delta) + \gamma_e i$. This leaves open the case $\mathcal{R}_0 < 1 < \mathcal{R}$, when the DFE is locally, but perhaps not globally stable, and also the question of choosing the “most performant” Lyapunov function.

2. [48, Thm 2.1] establishes global stability of a unique endemic point, in certain cases, and suggest that outside those cases, “there may exist stable periodic solutions”.

Seven years later, [10] revisited the [34] problem with $\gamma_s = 0$ and waning immunity $\gamma_r \geq 0$ (denoted by ρ). The authors remark that in this particular case, there are still open questions: “We have not proved, but we strongly believe that if $\mathcal{R}_0 > 1$, then the system (2.2) has one and only one endemic equilibrium, and that this equilibrium is globally asymptotically stable.” The [34] problem was revisited then in [37], who claim to have removed also the restriction $\delta < \gamma_e$ of [31]; however, their crucial equation [37, (3.28)] is wrong, See Appendix. The fact that the papers [48, 37] contain unnecessary conditions, mistakes and wrong conjectures suggests that for complicated epidemic models with infection rates depending on N , ingenuity stops being enough, and it must be accompanied by verifications via symbolic software, rendered public, as is the case with our paper (in line with the so-called “reproducible research” [30]).

Finally, [40] apply the geometric approach to global stability, taking into account vaccination and loss of immunity, and also the possibility that the exposed, or rather the asymptomatic, are infectious, but for a simplified constant population model with $\delta = 0, \Lambda \geq 0$. The basic reproduction number (2.12) becomes now [40, (5)]

$$\mathcal{R}_0 = \left[\beta_e + \frac{\beta_i e_i}{\Lambda + \gamma} \right] \frac{\mathfrak{s}_{dfe}}{\gamma_e + \Lambda}$$

(with the correspondence $\Lambda \rightarrow \mu, \beta_e \rightarrow \beta_A, e_i \rightarrow \alpha, e_r \rightarrow \delta_A, \gamma \rightarrow \delta_I, \gamma_r \rightarrow \gamma, \gamma_s \rightarrow \delta$). The global stability is proven only in the case $\beta_e < \gamma$.

These multiple but only partially successful attempts at solving the [24] problem motivated us to revisit it. [¶]

[¶]Yet another motivation was the literature on bifurcation analysis of SIR and SEIR-type models [36, 54, 50, 53, 57, 25], and [35, 16] which contains yet another plethora of open problems

2.2 Warm-up: the weak \mathcal{R}_0 alternative for the DFE equilibrium

Note that the DFE (2.9) is a stable point for the disease-free equation

$$\mathbf{s}'(t) = \Lambda + \gamma_r - \mathbf{s}(t) (\Lambda + \gamma_r + \gamma_s).$$

Then, we may check that the quadratic - linear decomposition of

$$\begin{pmatrix} \mathbf{e}'(t) \\ \mathbf{i}'(t) \end{pmatrix} = \begin{pmatrix} \beta_e \mathbf{s}(t) + \delta \mathbf{i}(t) - (\gamma_e + \Lambda) & \beta_i \mathbf{s}(t) \\ e_i & \delta \mathbf{i}(t) - v_2 \end{pmatrix} \begin{pmatrix} \mathbf{e}(t) \\ \mathbf{i}(t) \end{pmatrix} = \mathcal{F}(\mathbf{e}, \mathbf{i}) - \mathcal{V}(\mathbf{e}, \mathbf{i}),$$

where

$$\mathcal{F}(\mathbf{e}, \mathbf{i}) = \begin{pmatrix} \beta_e \mathbf{s} \mathbf{e} + \beta_i \mathbf{s} \mathbf{i} + \delta \mathbf{e} \mathbf{i} \\ \delta \mathbf{i}^2 \end{pmatrix}, \quad \mathcal{V}(\mathbf{e}, \mathbf{i}) = \begin{pmatrix} (\Lambda + \gamma_e) \mathbf{e} \\ -e_i \mathbf{e} + \mathbf{i} v_2 \end{pmatrix}$$

satisfies the splitting assumptions of the NGM (Next Generation Matrix) method [51].

The partial derivatives at the DFE of $\mathcal{F}(\mathbf{e}, \mathbf{i}), \mathcal{V}(\mathbf{e}, \mathbf{i})$ are

$$F = \mathbf{s}_{dfe} \begin{pmatrix} \beta_e & \beta_i \\ 0 & 0 \end{pmatrix}, V = \begin{pmatrix} v_1 & 0 \\ -e_i & v_2 \end{pmatrix}, \quad (2.11)$$

and

$$FV^{-1} = \begin{pmatrix} \beta_e \mathbf{s}_{dfe} & \beta_i \mathbf{s}_{dfe} \\ 0 & 0 \end{pmatrix} \begin{pmatrix} \frac{1}{v_1} & 0 \\ \frac{e_i}{v_1 v_2} & \frac{1}{v_2} \end{pmatrix} = \begin{pmatrix} \mathbf{s}_{dfe} \left[\frac{\beta_e}{v_1} + \frac{\beta_i e_i}{v_1 v_2} \right] & \frac{\mathbf{s}_{dfe} \beta_i}{v_2} \\ 0 & 0 \end{pmatrix}.$$

We may conclude then by the well-known next generation matrix result of [51] that:

Proposition 1 *The SAIR/ $V+S$ basic reproductive number is*

$$\mathcal{R}_0 := \mathbf{s}_{dfe} \frac{\beta_t}{v_1 v_2}, \quad (2.12)$$

where v_i were defined in (2.4) and where

$$\beta_t := \beta_i e_i + \beta_e v_2. \quad (2.13)$$

Furthermore, the weak \mathcal{R}_0 alternative[‡] holds, i.e.

1. If $\mathcal{R}_0 < 1 \Leftrightarrow (\Lambda + \gamma_r) \beta_t < v_0 v_1 v_2$ then the disease-free equilibrium is locally asymptotically stable.
2. If $\mathcal{R}_0 > 1 \Leftrightarrow (\Lambda + \gamma_r) \beta_t > v_0 v_1 v_2$, the disease-free equilibrium is unstable.

Remark 4 *The formula for \mathcal{R}_0 follows also from the [4] formula for SIR-PH models with new infection matrix of rank one $F = \mathbf{s} \boldsymbol{\alpha} \vec{\beta}$ – see [7, 5], and below, for the definition of this class. This formula becomes, after including demography parameters $\Lambda, \vec{\delta}$,*

$$\mathcal{R}_0 = \vec{\beta} V^{-1} \boldsymbol{\alpha}, \quad V = -A + \text{Diag}(\vec{\delta} + \Lambda \vec{1}),$$

In the particular SAIRS case, this formula may be applied with the parameters defining the model, which are

$$\vec{\beta} = (\beta_e, \beta_i), \boldsymbol{\alpha} = \begin{pmatrix} 1 \\ 0 \end{pmatrix}, A = \begin{pmatrix} -\gamma_e & 0 \\ e_i & -\gamma \end{pmatrix}, \vec{\delta} = (0, \delta).$$

[‡]The strong \mathcal{R}_0 alternative [47] covers also the case $\mathcal{R}_0 = 1$.

Finally, we will write

$$\vec{a} := \vec{1}(-A) = (\gamma_e - e_i, \quad \gamma) \text{ in this example,}$$

for a quantity which will appear often below. – See for example (3.7) where we used the standard notation in the theory of phase-type distributions.

A direct proof of Proposition (1) is also easy here. Indeed, after reducing (2.2) to a three order system by $r = 1 - s - e - i$, the Jacobian matrix is

$$J = \begin{pmatrix} -\vec{\beta} \mathbf{i} + \delta i - \Lambda - \gamma_r - \gamma_s & -s\beta_e - \gamma_r & s(\delta - \beta_i) - \gamma_r \\ \vec{\beta} \mathbf{i} & s\beta_e + i\delta - v_1 & e\delta + \beta_i s \\ 0 & e_i & -\gamma + (2i - 1)\delta - \Lambda \end{pmatrix},$$

(where $\vec{\beta} \mathbf{i} = \beta_e e + \beta_i i$), and

$$J_{DFE} = \begin{pmatrix} -v_0 & -\beta_e \mathbf{s}_{dfe} - \gamma_r & (\delta - \beta_i) \mathbf{s}_{dfe} - \gamma_r \\ 0 & \beta_e \mathbf{s}_{dfe} - v_1 & \beta_i \mathbf{s}_{dfe} \\ 0 & e_i & -v_2 \end{pmatrix}.$$

Note the evident block structure $\{s\}, \{e, i\}$ (which is the driving idea behind the next generation matrix method), with one negative eigenvalue $-v_0$.

Now the “infectious” determinant $v_1 v_2 - \mathbf{s}_{dfe} \beta_t$ is positive iff

$$v_1 v_2 (1 - \mathbf{s}_{dfe} \frac{\beta_t}{v_1 v_2}) = v_1 v_2 (1 - \mathcal{R}_0) > 0 \Leftrightarrow \mathcal{R}_0 < 1.$$

This is also the stability condition, since it may be shown that $\mathbf{s}_{dfe} \beta_t < v_1 v_2$ implies also the trace condition $\beta_e \mathbf{s}_{dfe} - v_1 - v_2 < 0$, and so the \mathcal{R}_0 alternative holds.

Remark 5 As usual, it is useful to introduce critical vaccination and critical “total contact” (recall $\beta_t = \beta_i e_i + \beta_e v_2$) parameters, as the unique solutions of $\mathcal{R}_0 = 1$ with respect to γ_s and β_t . The critical values are

$$\gamma_s^* = (\Lambda + \gamma_r) \left[\frac{\beta_t}{v_1 v_2} - 1 \right] := (\Lambda + \gamma_r) [\mathcal{R} - 1], \quad \beta_t^* = \frac{v_0 v_1 v_2}{\Lambda + \gamma_r} = \frac{v_1 v_2}{\mathbf{s}_{dfe}}. \quad (2.14)$$

These are particular cases of the SIR-PH formulas (3.12).

2.3 The endemic point for the FA approximation, and the determinant formula

We consider now the following “first approximation” (**FA**) of the SIR-PH-FA varying population dynamics

$$\begin{cases} \mathbf{i}'(t) = [\mathbf{s}(t) B - V] \mathbf{i}(t) \\ \mathbf{s}'(t) = \Lambda - \mathbf{s}(t) \vec{\beta} \mathbf{i}(t) - (\Lambda + \gamma_s) \mathbf{s}(t) + \gamma_r \mathbf{r}(t) \\ \mathbf{r}'(t) = \vec{a} \mathbf{i}(t) + \mathbf{s}(t) \gamma_s - \mathbf{r}(t) (\gamma_r + \Lambda) \\ (\mathbf{s}(t), \mathbf{i}(t), \mathbf{r}(t)) \in \mathbb{R}_+^4 \end{cases}, \quad (2.15)$$

where $\mathbf{i}(t) := \begin{pmatrix} \mathbf{e}(t) \\ \mathbf{i}(t) \end{pmatrix}$, $\vec{\beta}$ and \vec{a} are defined in Remarks 4, and V in (2.11). Here the extra deaths δ due to the disease in state i are kept, but the quadratic interaction terms involving δi were neglected. Under this approximation, the endemic point and the determinant of the Jacobian have elegant formulas in terms of \mathcal{R}_0 , some already discovered and others hidden in the particular cases of [44, 40].

Remark 6 For this approximation, the sum of the variables is constant only if $\delta = 0$; therefore, \mathbf{r} may not be eliminated, and we must work in four dimensions.

Lemma 1 a) For the SAIR model (2.15) with extra deaths δ , put $\mathbf{i}_{ee} = \begin{pmatrix} \mathbf{e}_{ee} \\ \mathbf{i}_{ee} \end{pmatrix}$ and

$$\begin{cases} v_0 := \Lambda + \gamma_r + \gamma_s, \\ v_1 := \Lambda + \gamma_e, \\ v_2 := \Lambda + \gamma + \delta, \\ v_3 := (v_1 + \gamma_r)v_2 + \gamma_r e_i. \end{cases}$$

Then, the following formulas hold at the endemic point:

$$\begin{cases} \mathbf{s}_{ee} = \frac{\mathbf{s}_{dfe}}{\mathcal{R}_0} = \frac{1}{\mathcal{R}}, \\ \begin{pmatrix} \mathbf{e}_{ee} \\ \mathbf{i}_{ee} \end{pmatrix} = \frac{\Lambda + \gamma_r}{\Lambda v_3 + \gamma_r \delta e_i} \left(1 - \frac{1}{\mathcal{R}_0}\right) \begin{pmatrix} v_2 \\ e_i \end{pmatrix}, \\ \vec{\beta} \mathbf{i}_{ee} = \beta_t \frac{\Lambda + \gamma_r}{\Lambda v_3 + \gamma_r \delta e_i} \left(1 - \frac{1}{\mathcal{R}_0}\right) = \frac{\Lambda(\mathcal{R}_0 - 1)v_0 v_1 v_2}{\Lambda v_3 + \gamma_r \delta e_i} =: EI, \\ \vec{a} \mathbf{i}_{ee} = \frac{\Lambda + \gamma_r}{\Lambda v_3 + \gamma_r \delta e_i} \left(1 - \frac{1}{\mathcal{R}_0}\right) [\gamma_e \gamma + (\Lambda + \delta)e_r], \\ \mathbf{r}_{ee} = \left(\gamma_s (\Lambda + v_2 + e_i(\Lambda + \delta)) + \Lambda(\mathcal{R} - 1)(v_2 e_r + \gamma e_i) \right) \times \frac{1}{\mathcal{R}(\Lambda v_3 + \gamma_r \delta e_i)}. \end{cases} \quad (2.16)$$

b) All the coordinates are positive iff $\mathcal{R}_0 > 1$.

c) The vector \mathbf{i}_{ee} checks the general SIR-PH normalization formula (3.19).

Proof: a) One can do a direct computation, or apply [5, Prop. 2], a particular case of which is included for completeness as Proposition 3, Section 3. That result is expressed in terms of the Perron Frobenius eigenvector of the matrix $M = \frac{1}{\mathcal{R}}B - V$ (for the 0 eigenvalue); in our case, this is $\begin{pmatrix} v_2 \\ e_i \end{pmatrix}$, see second equation in (2.16).

b) Is obvious.

c) May be easily checked, combining the last two rows in (2.16). □

Remark 7 Several particular cases of this problem have been studied in the literature. The case $\delta = 0$ is studied in [40], and [49] considered the case $\beta_e = \gamma_r = e_r = 0, \delta > 0$, where

$$\alpha = \begin{pmatrix} 1 \\ 0 \end{pmatrix}, A = \begin{pmatrix} -\gamma_e & 0 \\ \gamma_e & -\gamma \end{pmatrix}, \vec{a}^t := (-A)^t \mathbf{1} = \begin{pmatrix} 0 \\ \gamma \end{pmatrix}, \vec{\beta} = (0 \quad \beta_i), \vec{\delta} = (0 \quad \delta).$$

The normalization formula (3.19) reduces in this case to

$$\vec{\beta} \mathbf{i} = \Lambda \left[\mathcal{R} - \frac{1}{\mathbf{s}_{dfe}} \right] = \Lambda \left(\frac{\beta_i \gamma_e}{(\Lambda + \gamma + \delta)(\gamma_e + \Lambda)} - 1 \right) - \gamma_s.$$

Lemma 2 The following remarkable identity holds

$$\text{Det}(J_{ee}) = \Lambda v_0 v_1 v_2 (1 - \mathcal{R}_0) = -\text{Det}(J_{dfe}), \quad (2.17)$$

where v_i are defined in (2.4).

Proof: See the proof of Proposition 3.2.

Remark 8 We conjecture that the endemic point is always locally stable when $1 < \mathcal{R}_0$. We have attempted to apply the classic Routh-Hurwitz-Lienard-Chipart-Schur-Cohn-Jury (RH) methods [55, 1, 12], which are formulated in terms of the coefficients of the characteristic polynomial $\text{Det}(J - zI_n) = (-z)^n + a_1 z^{n-1} + \dots + a_n$, and of certain Hurwitz determinants H_i [55, (15.22)]. At order four, $\text{Det}(J - zI_3) = z^4 - \text{Tr}(J)z^3 +$

$z^2 M_2(J) - z M_3(J) + \text{Det}(J)$, where M_2, M_3 are the sums of the second and third order principal leading minors of J , and one ends up with [55, pg. 137]

$$\begin{cases} \text{Tr}(J) < 0, M_2 > 0, M_3 < 0, \text{Det}(J) > 0, \\ 0 < \text{Tr}(J) (M_2 M_3 - \text{Tr}(J) \text{Det}(J)) - M_3^2 \end{cases}.$$

Now in our example the determinant is positive when $\mathcal{R}_0 > 1$ by Lemma 2, and the trace, given by

$$-\frac{\gamma_r e_i (\gamma_s + \Lambda)(\Lambda + \delta) + \Lambda v_2 (v_1 (\mathcal{R}(\Lambda + \gamma_r) + \Lambda) + \gamma_r (\Lambda + \gamma_s))}{e_i \gamma_r (\Lambda + \delta) + \Lambda v_2 (\gamma_r + v_1)} - v_2 - (\Lambda + \gamma_r) - \frac{e_i \beta_i}{\mathcal{R} v_2}$$

is negative.

However, the check of the sum of the second and third order principal leading minors of the Jacobian at EE, and of the additional Hurwitz criterion, seemed to exceed our machine power. [§]

□

3 A review of Arino and rank-one SIR-PH models

3.1 SIR-PH models with demography, loss of immunity, vaccination and one susceptible and one removed classes

The fundamental concept of basic reproduction number \mathcal{R}_0 can be only defined (as the spectral radius of the next generation matrix) for epidemic models to which the next generation matrix assumptions apply. It seems more practical therefore to restrict to ‘‘Arino models’’ where \mathcal{R}_0 may be explicitly expressed in terms of the matrices that define the model [38, 4, 18, 2].

The idea behind these models is to further divide the noninfected compartments into (Susceptible) (or input) classes, defined by producing ‘‘new non-linear infections’’, and output R classes (like D, D_e in our first example), which are fully determined by the rest, and may therefore be omitted from the dynamics. Furthermore, it is convenient to restrict to epidemic models with linear force of infection, since it is known that non-linear forces of infection may lead to very complex dynamics [36, 35, 21, 50, 27, 25], which are not always easy to interpret epidemiologically. This is in contrast with the Arino models, where typically one may establish the absence of periodic solutions (closed orbits, homoclinic loops and oriented phase polygons) [42, 56].

It is convenient to restrict even further to the case of one removed class (w.l.o.g.) and **only one susceptible class** (a significant simplification).

Definition 1 A ‘‘SIR-PH epidemic’’ of type n , with demography parameters (Λ, μ) (scalars), loss of immunity and vaccination parameters γ_r, γ_s , is characterized by two matrices A, B of dimensions $n \times n$ and a column vector of extra death rates $\vec{\delta}$. This model contains one susceptible class S , one removed state R (healthy, vaccinated, etc), and a n -dimensional vector of ‘‘disease’’ states \mathbf{I} (which may contain latent/exposed, infective, asymptomatic, etc). The dynamics are:

[§]At order three, RH becomes $\begin{cases} \text{Tr}(J) < 0, \\ \text{Tr}(J)M(J) < \text{Det}(J) < 0, \end{cases}$ where M is the sum of the second-order principal leading minors of J , which is considerably simpler.

$$\begin{aligned}
S'(t) &= \Lambda N - \frac{S(t)}{N} \vec{\beta} \mathbf{I}(t) - (\gamma_s + \mu) S(t) + R(t) \gamma_r, & \vec{\beta} &= \vec{1} B, \\
\mathbf{I}'(t) &= \left[\frac{S(t)}{N} B + A - \text{Diag}(\vec{\delta} + \mu \vec{1}) \right] \mathbf{I}(t), \\
R'(t) &= \vec{a} \mathbf{I}(t) + \gamma_s S(t) - R(t) (\gamma_r + \mu), & \vec{a} &= \vec{1}(-A) \\
N'(t) &= S'(t) + \vec{1} \mathbf{I}'(t) + R'(t) = (\Lambda - \mu) N - \mathbf{I}(t) \vec{\delta}, \\
D'(t) &= \mu (S(t) + \vec{1} \mathbf{I}(t) + R(t)), \\
D'_e(t) &= \mathbf{I}(t) \vec{\delta}.
\end{aligned} \tag{3.1}$$

□

Here,

1. $\mathbf{I}(t) \in \mathbb{R}^n$ is a row vector whose components model a set of disease states (or classes).
2. $R(t)$ accounts for individuals who recovered from the infection.
3. B is a $n \times n$ matrix, where each entry $B_{i,j}$ represents the force of infection of the disease class i onto class j . We will denote by $\vec{\beta}$ the vector containing the sum of the entries in each row of B , namely, $\vec{\beta} = \vec{1} B$.
4. A is a $n \times n$ Markovian sub-generator matrix (i.e., a Markovian generator matrix for which the sum of at least one row is strictly negative), where each off-diagonal entry $A_{i,j}$, $i \neq j$, satisfies $A_{i,j} \geq 0$ and describes the rate of transition from disease class i to disease class j ; while each diagonal entry $A_{i,i}$ satisfies $A_{i,i} \leq 0$ and describes the rate at which individuals in the disease class i leave towards non-infectious compartments. Alternatively, $-A$ is a non-singular M-matrix [4, 43].[§]
5. $\vec{\delta} \in \mathbb{R}^n$ is a row vector describing the death rates in the disease compartments, which are caused by the epidemic.
6. γ_r is the rate at which individuals lose immunity (i.e. transition from recovered states to the susceptible state).
7. γ_s is the rate at which individuals are vaccinated (immunized).

Remark 9 1. Note that $\vec{a}^t := (-A)^t \mathbf{1}$ is a vector with a well-known probabilistic interpretation in the theory of phase-type distributions: it is the column vector which completes a matrix with negative row sums to a matrix with zero row sums.

2. A particular but revealing case is that when the matrix B has rank 1, and is necessarily hence of the form $B = \alpha \vec{\beta}$, where $\alpha \in \mathbb{R}^n$ is a **probability column vector** whose components α_j represent the fractions of susceptibles entering into the disease compartment j , when infection occurs. We call this case “rank one SIR-PH”, following Riano [43], who emphasized its probabilistic interpretation – see also [28], and see [29] for an early appearance of such models.

It is convenient to reformulate (3.1) in terms of the fractions normalized by the total population

$$s = \frac{S}{N}, \quad \mathbf{i} = \frac{1}{N} \mathbf{I}, \quad r = \frac{1}{N} R, \quad N = s + \vec{1} \mathbf{i} + r. \tag{3.2}$$

The reader may check that the following equations hold for the scaled variables:

$$\begin{cases} s'(t) = \Lambda - (\Lambda + \gamma_s) s(t) + r(t) \gamma_r - s(t) (\vec{\beta} - \vec{\delta}) \mathbf{i}(t) \\ \mathbf{i}'(t) = \left[s(t) B + A - \text{Diag}(\vec{\delta} + \Lambda \vec{1}) + \vec{\delta} \mathbf{i}(t) I_n \right] \mathbf{i}(t) \\ r'(t) = s(t) \gamma_s + \vec{a} \mathbf{i}(t) - r(t) (\gamma_r + \Lambda) + r(t) \vec{\delta} \mathbf{i}(t) \\ s(t) + \vec{1} \mathbf{i}(t) + r(t) = 1 \end{cases}, \tag{3.3}$$

[§]An M-matrix is a real matrix V with $v_{ij} \leq 0, \forall i \neq j$, and having eigenvalues whose real parts are nonnegative [41].

and the Jacobian, using $\nabla \vec{\delta} \mathbf{i}(t) \mathbf{i}(t) = \mathbf{i}(t) \vec{\delta} + \vec{\delta} \mathbf{i}(t) I_n$, is

$$J = \begin{pmatrix} -\vec{\beta} \mathbf{i} - (\Lambda + \gamma_s) & -s(\vec{\beta} - \vec{\delta}) & \gamma_r \\ B \mathbf{i} & sB - V + \mathbf{i} \vec{\delta} & 0 \\ \gamma_s & \vec{a} + r \vec{\delta} & -(\gamma_r + \Lambda) \end{pmatrix} + \vec{\delta} \mathbf{i} I_{n+2}. \quad (3.4)$$

By letting $\mathbf{n} := s + \vec{\Gamma} \mathbf{i} + r$, we have

$$\mathbf{n}'(t) = (\Lambda - \vec{\delta} \mathbf{i}(t))(1 - \mathbf{n}(t)) = 0;$$

The above equation guarantees that if $s(t_0) + i(t_0) + r(t_0) = 1$ for some $t_0 \in \mathbb{R}_{\geq 0}$, then $s(t) + i(t) + r(t) = 1$ for all $t \geq t_0$. Accordingly, in what follows we will always assume that $n(t_0) = 1$, which guarantees that $\mathbf{n}(t) = 1, \forall t$.

The following definition puts in a common framework the dynamics for the scaled process and two interesting approximations.

Definition 2 Let $\Phi_s, \Phi_i, \Phi_r \in \{0, 1\}$ and let

$$\begin{aligned} s'(t) &= \Lambda - (\Lambda + \gamma_s)s(t) + r(t)\gamma_r - s(t)\mathbf{i}(t)\vec{\beta} + \Phi_s s(t)\vec{\delta} \mathbf{i}(t), \\ \mathbf{i}'(t) &= \left[s(t)B + A - \text{Diag}(\vec{\delta} + \Lambda \vec{\Gamma}) \right] + \Phi_i \vec{\delta} \mathbf{i}(t) \mathbf{i}(t), \\ r'(t) &= s(t)\gamma_s + \vec{a} \mathbf{i}(t) - r(t)\text{Diag}(\gamma_r + \Lambda \vec{\Gamma}) + \Phi_r r(t)\vec{\delta} \mathbf{i}(t), \\ s(t) + \vec{\Gamma} \mathbf{i}(t) + r(t) &= 1. \end{aligned} \quad (3.5)$$

1. The model (3.5) with $\Phi_s = \Phi_i = \Phi_r = 1$ will be called scaled model (**SM**).
2. The model (3.5) with $\Phi_s = \Phi_i = \Phi_r = 0$ will be called first approximation (**FA**).
3. The model (3.5) with $\Phi_s = \Phi_r = 1, \Phi_i = 0$ will be called intermediate approximation (**IA**). \square

Example 1 The classic SEIRS model

$$\begin{cases} s'(t) = \Lambda - s(t)(\beta_i i(t) + \gamma_s + \Lambda) + \gamma_r r(t) \\ \begin{pmatrix} e'(t) \\ i'(t) \end{pmatrix} = \begin{pmatrix} -(\gamma_e + \Lambda) & \beta_i s(t) \\ \gamma_e & -(\gamma + \Lambda + \delta) \end{pmatrix} \begin{pmatrix} e(t) \\ i(t) \end{pmatrix} \\ r'(t) = \gamma_s s(t) + \gamma_i i(t) - r(t)(\gamma_r + \Lambda) \end{cases} \quad (3.6)$$

is a particular case of SIR-PH-FA model obtained when

$$\alpha = \begin{pmatrix} 1 \\ 0 \end{pmatrix}, A = \begin{pmatrix} -\gamma_e & 0 \\ \gamma_e & -\gamma \end{pmatrix}, \vec{a} = \vec{\Gamma}(-A) = (0 \quad \gamma), \vec{\beta} = (0 \quad \beta_i), \text{ so } B = \begin{pmatrix} 0 & \beta_i \\ 0 & 0 \end{pmatrix}, \vec{\delta} = (0 \quad \delta).$$

The SAIR is obtained by modifying the parameters to

$$\alpha = \begin{pmatrix} 1 \\ 0 \end{pmatrix}, A = \begin{pmatrix} -\gamma_e & 0 \\ e_i & -\gamma \end{pmatrix}, \vec{a} = \vec{\Gamma}(-A) = (e_r \quad \gamma), \vec{\beta} = (\beta_e \quad \beta_i), \text{ so } B = \begin{pmatrix} \beta_e & \beta_i \\ 0 & 0 \end{pmatrix}, \vec{\delta} = (0 \quad \delta). \quad (3.7)$$

3.2 The eigenstructure of the Jacobian for the SIR-PH scaled model

For the scaled model, we can eliminate r . Then, the system becomes then $n + 1$ dimensional:

$$\begin{cases} s'(t) = \Lambda + \gamma_r - (\Lambda + \gamma_r + \gamma_s)s(t) - \gamma_r \vec{\Gamma} \mathbf{i}(t) - s(t)(\vec{\beta} - \vec{\delta}) \mathbf{i}(t) \\ \mathbf{i}'(t) = \left[s(t)B + A - \text{Diag}(\vec{\delta} + \Lambda \vec{\Gamma}) + \vec{\delta} \mathbf{i}(t) I_n \right] \mathbf{i}(t) \\ s(t) + \vec{\Gamma} \mathbf{i}(t) \leq 1 \end{cases} \quad (3.8)$$

The Jacobian matrix of the scaled model is given by

$$\begin{aligned} J &= \begin{pmatrix} -(\Lambda + \gamma_r + \gamma_s) - (\vec{\beta} - \vec{\delta}) \mathbf{i} & -\gamma_r \vec{1} - \mathbf{s}(\vec{\beta} - \vec{\delta}) \\ B \mathbf{i} & \mathbf{s}B + A - \text{Diag}(\vec{\delta} + \Lambda \vec{1}) + \vec{\delta} \mathbf{i} + \vec{\delta} \mathbf{i} I_n \end{pmatrix} \\ &:= \begin{pmatrix} -(\Lambda + \gamma_r + \gamma_s) - (\vec{\beta} - \vec{\delta}) \mathbf{i} & -\gamma_r \vec{1} - \mathbf{s}(\vec{\beta} - \vec{\delta}) \\ B \mathbf{i} & \mathbf{s}B - V + \vec{\delta} \mathbf{i} + \vec{\delta} \mathbf{i} I_n \end{pmatrix}, \end{aligned} \quad (3.9)$$

and

$$J_{dfe} = \begin{pmatrix} -v_0 & -\gamma_r \vec{1} - \mathbf{s}(\vec{\beta} - \vec{\delta}) \\ \mathbf{0} & \mathbf{s}_{dfe} B - V \end{pmatrix},$$

where $V := \text{Diag}(\vec{\delta} + \Lambda \vec{1}) - A$.

Remark 10 Note the block structure (which suggested probably the next generation matrix approach), and that

$$\text{Det}(J_{dfe}) = -v_0 \text{Det}(\mathbf{s}_{dfe} B - V).$$

We highlight next a simple but important consequence of the fact that $V = \text{Diag}(\vec{\delta} + \Lambda \vec{1}) - A$ is an invertible matrix, especially when B is assumed to have rank 1.

Lemma 3 a) When $B = \alpha \vec{\beta}$ is of rank 1, the matrix BV^{-1} has precisely one non-zero eigenvalue.
b) The remaining eigenvalue equals the trace

$$\text{Tr}(BV^{-1}) = \vec{\beta} V^{-1} \alpha := \mathcal{R}$$

Hence, the Perron-Frobenius eigenvalue of BV^{-1} is

$$\lambda_{PF}(BV^{-1}) = \mathcal{R}.$$

Proof: a) Since $B = \alpha \vec{\beta}$ has rank 1, the same holds for BV^{-1} , and the "rank-nullity theorem" $\text{rank}(BV^{-1}) + \text{nullity}(BV^{-1}) = n$ [26] implies that $(n - 1)$ of the eigenvalues of BV^{-1} are zero.

b) Using the invariance of the trace under cyclic permutations, we conclude that the trace of $\alpha \vec{\beta} V^{-1}$ equals $\vec{\beta} V^{-1} \alpha$. Since V^{-1} has only nonnegative entries, this value must be positive and hence the Perron-Frobenius eigenvalue. \square

3.3 The basic reproduction number for SIR-PH, via the next generation matrix method [52, 15]

We follow up here on a remark preceding [4, Thm 2.1], and show in the following proposition that their simplified formula for the basic reproduction number still holds when loss of immunity and vaccination are allowed, provided that $B = \alpha \vec{\beta}$ has rank one.

Proposition 2 Consider a SIR-PH model (3.3), with parameters

$$(A, B, \Lambda, \vec{\delta}, \gamma_s, \gamma_r).$$

1. The unique disease-free equilibrium is $(s_{dfe}, \vec{0}, r_{dfe}) = \left(\frac{\Lambda + \gamma_r}{\Lambda + \gamma_r + \gamma_s}, \vec{0}, \frac{\gamma_s}{\Lambda + \gamma_r + \gamma_s} \right)$.
2. The DFE is locally asymptotically stable if $\mathcal{R}_0 < 1$ and is unstable if $\mathcal{R}_0 > 1$, where

$$\mathcal{R}_0 = \lambda_{PF}(FV^{-1}), \quad (3.10)$$

where $F = \mathbf{s}_{dfe} B$, $V = \text{Diag}(\vec{\delta} + \Lambda \vec{1}) - A$ (see (3.9)), and λ_{PF} denotes the (dominant) Perron-Frobenius eigenvalue.

3. For $B := \alpha \vec{\beta}$ of rank one, we further have

$$(a) \quad \mathcal{R}_0 = s_{dfc} \mathcal{R}, \text{ where } \mathcal{R} = \alpha V^{-1} \vec{\beta}. \quad (3.11)$$

(b) The critical vaccination defined by solving $\mathcal{R}_0 = 1$ with respect to γ_s is given by

$$\gamma_s^* := (\Lambda + \gamma_r) (\alpha V^{-1} \mathbf{b} - 1) = (\Lambda + \gamma_r) (\mathcal{R} - 1). \quad (3.12)$$

Proof: 1. The disease free system (with $\mathbf{i} = 0$, $\mathbf{r} = 1 - \mathbf{s}$) reduces to

$$\mathbf{s}'(t) = \Lambda - (\gamma_s + \Lambda)s(t) + (\gamma_r s(t))(1 - s(t)). \quad (3.13)$$

2. It is enough to show that the conditions of [51, Thm 2] hold.

The DFE and its local stability for the disease-free system have already been checked in the SAIR/V+S example.

We provide now a splitting for the infectious equations:

$$\mathbf{i}'(t) = [s(t)B + \vec{\delta} \mathbf{i}(t)I_n] \mathbf{i}(t) - [Diag(\vec{\delta} + \Lambda \vec{1}) - A] \mathbf{i}(t) := \mathcal{F}(s, \mathbf{i}) - \mathcal{V}(\mathbf{i})$$

(where $\mathbf{r} = 1 - \mathbf{s} - \mathbf{i}$). The corresponding gradients at the DFE $\mathbf{i} = 0$ are

$$\begin{cases} F = \left[\frac{\partial \mathcal{F}(X^{(DFE)})}{\partial \mathbf{i}} \right] = \mathbf{s}B \\ V = \left[\frac{\partial \mathcal{V}(X^{(DFE)})}{\partial \mathbf{i}} \right] = Diag(\vec{\delta} + \Lambda \vec{1}) - A. \end{cases} \quad (3.14)$$

We note that F has non-negative elements, and that V is a M-matrix, and therefore V^{-1} exists and has non-negative elements, $\forall \Lambda, \vec{\delta}$. We may check that the next generation matrix conditions [51] are satisfied.

For example, the last non-negativity condition

$$\mathbf{i}(t) [Diag(\vec{\delta} + \Lambda \vec{1}) - A] \mathbf{1} \geq 0, \forall \mathbf{i} \in \mathcal{D}, \quad (3.15)$$

is a consequence of $-A$ being a M-matrix, which implies $-A\mathbf{1} \geq 0$, componentwise.

3.a) Using Lemma 3 and the obvious linearity in \mathbf{s} , we may conclude that

$$\mathcal{R}_0 = \lambda_{PF}(FV^{-1}) = s_{dfc} \lambda_{PF}(BV^{-1}) = s_{dfc} \mathcal{R}.$$

3.b). May be easily verified

□

3.4 The endemic point of the SIR-PH-FA model

In this section, we give more explicit results for the endemic equilibrium of the following approximate model, referred to as SIR-PH-FA

$$\begin{cases} \mathbf{i}'(t) = [s(t)B - V] \mathbf{i}(t) \\ s'(t) = \Lambda - s(t) \vec{\beta} \mathbf{i}(t) - (\Lambda + \gamma_s) s(t) + \gamma_r \mathbf{r} \\ r'(t) = \vec{a} \mathbf{i}(t) + s(t) \gamma_s - r(t) (\gamma_r + \Lambda) \\ (s(t), \mathbf{i}(t), \mathbf{r}(t)) \in \mathbb{R}_+^{n+2} \end{cases}. \quad (3.16)$$

Remark 11 For this approximation, the sum of the variables is constant only if $\delta = 0$; therefore, \mathbf{r} may not be eliminated.

If $\mathcal{R}_0 > 1$, then (3.16) may have a second fixed point within its forward-invariant set. This endemic fixed point must be such that the quasi-positive matrix $\mathbf{s}_{ee} B - V$ is singular, and that \mathbf{i} is a Perron-Frobenius positive eigenvector.

Let \mathbf{i}_0 denote an arbitrary positive solution of

$$(\mathbf{s}_{ee} B - V) \mathbf{i}_0 := M \mathbf{i}_0 = 0, \quad (3.17)$$

and let

$$\mathbf{i} = \frac{\Lambda \left[\frac{1}{\mathbf{s}_{ee}} - \frac{1}{\mathbf{s}_{dfe}} \right]}{\left(\vec{\beta} - \frac{1}{\mathbf{s}_{ee}} \frac{\gamma_r}{\gamma_r + \Lambda} \vec{a} \right)} \mathbf{i}_0 \quad (3.18)$$

denote the unique vector of disease components \mathbf{i}_{ee} which satisfies also the normalization:

$$\left(\vec{\beta} - \frac{1}{\mathbf{s}_{ee}} \frac{\gamma_r}{\gamma_r + \Lambda} \vec{a} \right) \mathbf{i} = \Lambda \left[\frac{1}{\mathbf{s}_{ee}} - \frac{1}{\mathbf{s}_{dfe}} \right]. \quad (3.19)$$

Proposition 3 Consider a SIR-PH-FA model (3.16) with parameters $(\Lambda, A, B, \vec{\delta}, \gamma_s, \gamma_r)$, where A is assumed irreducible, with $\mathcal{R}_0 > 1$. Then:

1. There exists a unique endemic fixed point within its forward-invariant set \mathbb{R}_+^{n+2} iff

$$\left(\vec{\beta} - \mathcal{R} \vec{a} \frac{\gamma_r}{\gamma_r + \Lambda} \right) \mathbf{i}_0 > 0.$$

This fixed point satisfies

- (a) $\mathbf{s}_{ee} = \frac{1}{\mathcal{R}}$,
 - (b) that \mathbf{i} given by (3.18) is a Perron-Frobenius positive eigenvector of the quasi-positive singular matrix $\mathbf{s}_{ee} B - V$,
 - (c) the normalization (3.19).
2. The determinant identity $\text{Det}(J_{dfe}) = -\text{Det}(J_{ee})$ holds.

Proof: Recall the fixed point system

$$\begin{cases} 0 = (\mathbf{s}_{ee} B - V) \mathbf{i} \\ 0 = \Lambda - (\Lambda + \gamma_s) \mathbf{s}_{ee} + r_{ee} \gamma_r - \mathbf{s}_{ee} \vec{\beta} \mathbf{i}, \\ 0 = \vec{a} \mathbf{i} + \mathbf{s}_{ee} \gamma_s - r_{ee} (\gamma_r + \Lambda) \implies r_{ee} = \frac{1}{\gamma_r + \Lambda} (\vec{a} \mathbf{i} + \gamma_s \mathbf{s}_{ee}) \end{cases}$$

and note that r_{ee} is positive if $\mathbf{i}, \mathbf{s}_{ee}$ are.

1. Let us examine the two cases which arise from factoring the disease equations. More precisely, we will search separately in the **disease free set** $\{\mathbf{i} = \vec{0}\}$ and in its complement. Then: A) either $\mathbf{i} \in \{\mathbf{i} = \vec{0}\}$ and solving

$$\begin{pmatrix} \Lambda = (\Lambda + \gamma_s) \mathbf{s} - r \gamma_r \\ \vec{0} = \mathbf{s} \gamma_s - r (\gamma_r + \Lambda) \end{pmatrix} = \begin{pmatrix} \mathbf{s} & r \end{pmatrix} \begin{pmatrix} \Lambda + \gamma_s & \gamma_s \\ -\gamma_r & -(\gamma_r + \Lambda) \end{pmatrix}$$

for \mathbf{s}, r yields the unique DFE, or

B) the determinant of the resulting homogeneous linear system for $\mathbf{i} \neq \vec{0}$ must be 0, which implies that $\mathbf{s} = \mathbf{s}_{ee}$ satisfies

$$\det[\mathbf{s}_{ee} B - V] = 0. \quad (3.20)$$

Using that $V = \text{Diag}(\vec{\delta} + \Lambda \vec{1}) - A$ is an invertible matrix, and $\det(UU') = \det(U)\det(U')$, (3.20) may be written as

$$\text{Det}[(\mathbf{s}_{ee} B - V) V^{-1}] = 0 \Leftrightarrow \text{Det}\left[BV^{-1} - \frac{1}{\mathbf{s}_{ee}} \mathbf{I}\right] = 0. \quad (3.21)$$

Thus:

a) $\frac{1}{s_{ee}}$ must equal the Perron Frobenius eigenvalue \mathcal{R} (recall Lemma 3). Note that $s_{ee} < 1$ follows from $\mathcal{R} \geq \mathcal{R}_0 > 1$.

b) \mathbf{i} is a Perron-Frobenius eigenvector of the quasi-positive matrix $s_{ee} B - V$, and hence may be chosen as positive.

c) To determine the proportionality constant, it remains to solve the second equation :

$$\begin{aligned} \left(\vec{\beta} s_{ee} - \vec{a} \frac{\gamma_r}{\gamma_r + \Lambda} \right) \mathbf{i} &= \Lambda - (\Lambda + \gamma_s) s_{ee} + \frac{\gamma_r}{\gamma_r + \Lambda} \gamma_s s_{ee} \Leftrightarrow \left(\vec{\beta} - \vec{a} \frac{\mathcal{R} \gamma_r}{\gamma_r + \Lambda} \right) \mathbf{i} = \\ \Lambda \mathcal{R} - \Lambda + \gamma_s \left(\frac{\gamma_r}{\gamma_r + \Lambda} - 1 \right) &= \Lambda \mathcal{R} - \Lambda - \gamma_s \left(\frac{\Lambda}{\gamma_r + \Lambda} \right) = \Lambda \left(\mathcal{R} - \frac{\gamma_s + \gamma_r + \Lambda}{\gamma_r + \Lambda} \right), \end{aligned}$$

yielding (3.19).

2. At the DFE, the infectious equations decouple, and the triangular block structure implies

$$\text{Det}(J_{dfe}) = \Lambda v_0 \text{Det}(s_{dfe} B - V).$$

For the EE, we will compute the determinant of the Jacobian matrix:

$$J = \begin{pmatrix} sB - V & B \mathbf{i} & \mathbf{0} \\ -s\vec{\beta} & -\vec{\beta} \mathbf{i} - (\Lambda + \gamma_s) & \gamma_r \\ \vec{a} & \gamma_s & -(\gamma_r + \Lambda) \end{pmatrix},$$

after applying simplifying row and column operations which preserve the determinant ("Neville eliminations" [20]), to be denoted by \propto .

But first, we will take a detour through the more explicit SAIRS-FA model (2.15), where $\mathbf{i} = \begin{pmatrix} e \\ i \end{pmatrix}$,

$$\begin{aligned} J &= \begin{pmatrix} \beta_e s - v_1 & \beta_i s & \beta_e e + \beta_i i & 0 \\ e_i & -v_2 & 0 & 0 \\ -\beta_e s & -\beta_i s & -(\Lambda + \gamma_s) - \beta_i i - \beta_e e & \gamma_r \\ e_r & \gamma & \gamma_s & -(\Lambda + \gamma_r) \end{pmatrix} \\ &\propto \begin{pmatrix} s\beta_e - v_1 & \beta_i s & \beta_e e + \beta_i i & 0 \\ e_i & -v_2 & 0 & 0 \\ -v_1 & 0 & -(\Lambda + \gamma_s) & \gamma_r \\ e_r & \gamma & \gamma_s & -(\Lambda + \gamma_r) \end{pmatrix} \end{aligned}$$

(here we added row one to row three), and $\text{Det}(J_{dfe})$ simplifies to

$$\text{Det}(J_{dfe}) = \Lambda v_0 (v_1 v_2 - s_{dfe} \beta_i) = \Lambda v_0 v_1 v_2 (1 - \mathcal{R}_0).$$

The Jacobian at the endemic point is

$$J_{ee} = \begin{pmatrix} \frac{\beta_e}{\mathcal{R}} - v_1 & \frac{\beta_i}{\mathcal{R}} & \beta_e e_{ee} + \beta_i i_{ee} & 0 \\ e_i & -v_2 & 0 & 0 \\ -v_1 & 0 & -(\Lambda + \gamma_s) & \gamma_r \\ e_r & \gamma & \gamma_s & -(\Lambda + \gamma_r) \end{pmatrix}$$

requires more work, and we will start by asking Mathematica for the LUDecomposition $J = \text{Per}LU \Rightarrow \text{Det}(J) = \text{Det}(\text{Per})\text{Det}(U)$. The first factor Per is a permutation matrix with determinant -1 in our case, the second, L , is lower triangular with one on the diagonal, and the second is upper triangular

$$U = \begin{pmatrix} e_i & -v_2 & 0 & 0 \\ 0 & \frac{v_2 \gamma_e - e_i (\Lambda + \delta)}{e_i} & \gamma_s & \gamma_s - v_0 \\ 0 & 0 & \frac{\Lambda v_0 v_1 v_2 (1 - \mathcal{R}_0)}{-\gamma_r e_i (\Lambda + \delta) + v_2 \Lambda (-\gamma_r - v_1)} & 0 \\ 0 & 0 & 0 & \frac{-\gamma_r e_i (\Lambda + \delta) + v_2 \Lambda (-\gamma_r - v_1)}{e_i (\Lambda + \delta) - \gamma_e v_2} \end{pmatrix},$$

with determinant

$$-Det(U) = \Lambda v_0 v_1 v_2 (\mathcal{R}_0 - 1) = Det(J_{ee}).$$

We provide now a second derivation based on determinant preserving transformations

$$\begin{aligned} J_{ee} &\propto \begin{pmatrix} \frac{\beta_e}{\mathcal{R}} - v_1 & \frac{\beta_i}{\mathcal{R}} & \beta_e e_{ee} + \beta_i i_{ee} & 0 \\ e_i & -v_2 & 0 & 0 \\ -v_1 & 0 & -v_0 & \gamma_r \\ e_r & \gamma & v_0 & -(\Lambda + \gamma_r) \end{pmatrix} \\ &\propto \begin{pmatrix} \frac{\beta_e}{\mathcal{R}} - v_1 & \frac{\beta_i}{\mathcal{R}} & \beta_e e_{ee} + \beta_i i_{ee} & 0 \\ e_i & -v_2 & 0 & 0 \\ -v_1 & 0 & -v_0 & \gamma_r \\ e_r - v_1 & \gamma & 0 & -\Lambda \end{pmatrix}, \end{aligned}$$

where we subtracted column four from three, and then added row three to row four and where e_{ee} and i_{ee} are defined in (2.16). We develop now by third column:

$$\begin{aligned} Det(J_{ee}) &= EI \begin{vmatrix} e_i & -v_2 & 0 \\ -v_1 & 0 & \gamma_r \\ e_r - v_1 & \gamma & -\Lambda \end{vmatrix} + v_0 \begin{vmatrix} \frac{\beta_e}{\mathcal{R}} - v_1 & \frac{\beta_i}{\mathcal{R}} & 0 \\ e_i & -v_2 & 0 \\ e_r - v_1 & \gamma & -\Lambda \end{vmatrix} \\ &= EI \begin{vmatrix} e_i & -v_2 & 0 \\ -v_1 & 0 & \gamma_r \\ e_r - v_1 & \gamma & -\Lambda \end{vmatrix} - v_0 \Lambda \begin{vmatrix} \frac{\beta_e}{\mathcal{R}} - v_1 & \frac{\beta_i}{\mathcal{R}} \\ e_i & -v_2 \end{vmatrix} \\ &= EI \begin{vmatrix} e_i & -v_2 & 0 \\ -v_1 - \gamma_r & 0 & \gamma_r \\ 0 & -(\Lambda + \delta) & -\Lambda \end{vmatrix} - v_0 \Lambda \begin{vmatrix} \frac{\beta_e}{\mathcal{R}} - v_1 & \frac{\beta_i}{\mathcal{R}} \\ e_i & -v_2 \end{vmatrix} \\ &= EI (e_i \gamma_r (\Lambda + \delta) + v_2 \Lambda (v_1 + \gamma_r)) + \Lambda v_0 \left(v_2 \left(\frac{\beta_e}{\mathcal{R}} - v_1 \right) - e_i \frac{\beta_i}{\mathcal{R}} \right) \\ &= EI (\Lambda v_3 + \delta e_i \gamma_r) \end{aligned}$$

where EI is defined in (2.16), and the third equality follows by subtracting column three from column one and then adding row one to row three. Then using $\beta_e = \frac{\mathcal{R} v_1 v_2 - e_i \beta_i}{v_2}$, the last product in the equality four cancels, and recall $EI = \beta_e e_{ee} + \beta_i i_{ee} = \frac{\Lambda (\mathcal{R}_0 - 1) v_0 v_1 v_2}{\Lambda v_3 + \gamma_r \delta e_i}$, this yields

$$Det(J_{ee}) = \Lambda v_0 v_1 v_2 (\mathcal{R}_0 - 1) = -Det(J_{dfc}).$$

Or, by developing the first row, the determinant reads

$$\begin{aligned} Det(J_{ee}) &= \left(\frac{\beta_e}{\mathcal{R}} - v_1 \right) \begin{vmatrix} -v_2 & 0 & 0 \\ 0 & -(\Lambda + \gamma_s) & \gamma_r \\ \gamma & \gamma_s & -(\Lambda + \gamma_r) \end{vmatrix} - \frac{\beta_i}{\mathcal{R}} \begin{vmatrix} e_i & 0 & 0 \\ -v_1 & -(\Lambda + \gamma_s) & \gamma_r \\ e_r & \gamma_s & -(\Lambda + \gamma_r) \end{vmatrix} \\ &\quad + EI \begin{vmatrix} e_i & -v_2 & 0 \\ -v_1 & 0 & \gamma_r \\ e_r & \gamma & -(\Lambda + \gamma_r) \end{vmatrix} \\ &= -\left(\frac{\beta_e}{\mathcal{R}} - v_1 \right) \Lambda v_0 v_2 - \frac{\beta_i}{\mathcal{R}} \Lambda e_i v_0 + EI (-\gamma \gamma_r e_i + v_2 (v_1 (\Lambda + \gamma_r) - e_r \gamma_r)) \\ &= EI (-\gamma \gamma_r e_i + v_2 (v_1 (\Lambda + \gamma_r) - e_r \gamma_r)) \quad (\text{by using } \beta_e = \frac{\mathcal{R} v_1 v_2 - e_i \beta_i}{v_2}) \\ &= EI (-\gamma \gamma_r e_i - v_2 \gamma_r (v_1 - \Lambda - e_i) + v_1 v_2 (\Lambda + \gamma_r)) \\ &= EI (v_1 v_2 \Lambda + e_i \gamma_r (v_2 - \gamma) + \Lambda \gamma_r v_2) \\ &= EI (\Lambda (v_1 v_2 + e_i \gamma_r + \gamma_r v_2) + e_i \gamma_r \delta) \\ &= EI (\Lambda v_3 + e_i \gamma_r \delta), \end{aligned}$$

thus, $Det(J_{ee}) = \Lambda v_0 v_1 v_2 (\mathcal{R}_0 - 1) = -Det(J_{dfc})$. □

4 A glimpse of the intermediate approximation for the SIR-PH model

The intermediate approximation associated to (3.3) is

$$\begin{cases} \mathbf{s}'(t) = \Lambda - (\Lambda + \gamma_s) \mathbf{s}(t) + \mathbf{r}(t)\gamma_r - \mathbf{s}(t) \left(\vec{\beta} - \vec{\delta} \right) \mathbf{i}(t) \\ \mathbf{i}'(t) = \left(\mathbf{s}(t) B - V \right) \mathbf{i}(t) \\ \mathbf{r}'(t) = \mathbf{s}(t)\gamma_s + \vec{a} \mathbf{i}(t) - \mathbf{r}(t) \left(\Lambda + \gamma_r - \vec{\delta} \mathbf{i}(t) \right) \end{cases} ; \quad (4.1)$$

Proposition 4 1. The DFE points of the scaled, the intermediate approximation, and the FA are equal, given by $(\frac{\Lambda + \gamma_r}{\Lambda + \gamma_r + \gamma_s}, \vec{0}, \frac{\gamma_s}{\Lambda + \gamma_r + \gamma_s})$.
 2. An endemic point must satisfy that \mathbf{i}_{ee} is a positive eigenvector of the matrix $\mathbf{s}_{ee}B - V$ for the eigenvalue 0 (same as for the **FA**), that

$$\begin{cases} s_{ee} = \frac{1}{\mathcal{R}}, \\ r_{ee} = \frac{\frac{\gamma_s}{\mathcal{R}} + \vec{a} \mathbf{i}_{ee}}{\Lambda + \gamma_r - \vec{\delta} \mathbf{i}_{ee}} > 0 \end{cases} ,$$

and that

$$\Lambda(\mathcal{R} - 1) - \gamma_s + \frac{\gamma_s \gamma_r}{\Lambda + \gamma_r - \vec{\delta} \mathbf{i}_{ee}} = \left[(\vec{\beta} - \vec{\delta}) - \mathcal{R} \frac{\gamma_r}{\Lambda + \gamma_r - \vec{\delta} \mathbf{i}_{ee}} \vec{a} \right] \mathbf{i}_{ee}. \quad (4.2)$$

Since this equation is quadratic (see (4.3)), we may have a priori two, one or zero endemic points.

Proof:

1. The equations determining the DFE for the three models coincide.
2. $s_{ee} = \frac{1}{\mathcal{R}}$ has been established in the proof of Proposition 3, and $r_{ee} = \frac{\frac{\gamma_s}{\mathcal{R}} + \vec{a} \mathbf{i}_{ee}}{\Lambda + \gamma_r - \vec{\delta} \mathbf{i}_{ee}}$ follows immediately from the last equation in (4.1). By substitution of r_{ee} and s_{ee} into the first equation in (4.1), we obtain

$$\Lambda(\mathcal{R} - 1) - \gamma_s + \frac{\gamma_s \gamma_r}{\Lambda + \gamma_r - \vec{\delta} \mathbf{i}_{ee}} = \left[(\vec{\beta} - \vec{\delta}) - \mathcal{R} \frac{\gamma_r}{\Lambda + \gamma_r - \vec{\delta} \mathbf{i}_{ee}} \vec{a} \right] \mathbf{i}_{ee},$$

which yields the result. □

Remark 12 1. Under the substitution $\vec{\delta} \mathbf{i}_{ee} \rightarrow 0$, (4.2) reduces to formula (3.19).

2. The existence of positive solutions to (4.2) requires studying a quadratic equation $X\lambda^2 + Y\lambda + Z$. Indeed, putting $\mathbf{i}_{ee} = \lambda \mathbf{i}_0$, (4.2) may also be written as

$$\begin{aligned} & \Leftrightarrow (\Lambda + \gamma_r - \vec{\delta} \lambda \mathbf{i}_0)(\Lambda(\mathcal{R} - 1) - \gamma_s) + \gamma_s \gamma_r = (\Lambda + \gamma_r - \vec{\delta} \lambda \mathbf{i}_0)(\vec{\beta} - \vec{\delta}) \lambda \mathbf{i}_0 - \mathcal{R} \gamma_r \vec{a} \lambda \mathbf{i}_0 \\ & \Leftrightarrow \gamma_s \gamma_r = (\Lambda + \gamma_r - \vec{\delta} \lambda \mathbf{i}_0) \left[(\vec{\beta} - \vec{\delta}) \lambda \mathbf{i}_0 + \gamma_s - \Lambda(\mathcal{R} - 1) \right] - \mathcal{R} \gamma_r \vec{a} \lambda \mathbf{i}_0, \end{aligned} \quad (4.3)$$

and we find

$$\begin{cases} X = \vec{\delta} \mathbf{i}_0 (\vec{\beta} - \vec{\delta}) \mathbf{i}_0, \\ Y = \left((\gamma_s - \Lambda(\mathcal{R} - 1)) \vec{\delta} + \mathcal{R} \gamma_r \vec{a} + (\Lambda + \gamma_r)(\vec{\delta} - \vec{\beta}) \right) \mathbf{i}_0, \\ Z = \gamma_s \gamma_r + (\Lambda + \gamma_r)(\Lambda(\mathcal{R} - 1) - \gamma_s). \end{cases}$$

Example 2 The intermediate approximation of the SAIRS model is

$$\begin{cases} \begin{pmatrix} \mathbf{e}'(t) \\ \mathbf{i}'(t) \end{pmatrix} = \begin{pmatrix} -(\gamma_e + \Lambda) + \beta_e \mathbf{s}(t) & \beta_i \mathbf{s}(t) \\ e_i & -(\gamma + \Lambda + \delta) \end{pmatrix} \begin{pmatrix} \mathbf{e}(t) \\ \mathbf{i}_t \end{pmatrix} \\ \mathbf{s}'(t) = \Lambda - \mathbf{s}(t) (\beta_i \mathbf{i}_t + \beta_e \mathbf{e}(t) + \gamma_s + \Lambda - \delta \mathbf{i}_t) + \gamma_r \mathbf{r}(t) \\ \mathbf{r}'(t) = \gamma_s \mathbf{s}(t) + e_r \mathbf{e}(t) + \gamma \mathbf{i}_t - \mathbf{r}(t)(\gamma_r + \Lambda - \delta \mathbf{i}_t) \end{cases} \quad (4.4)$$

is a particular case of SIR-PH-IA model ($\alpha, A, \vec{a}, \vec{\beta}$ and $\vec{\delta}$ were defined in (3.7)).

For the SAIRS model (4.1) with extra deaths δ , putting $\mathbf{i}_{ee}^{(1,2)} = \begin{pmatrix} \mathbf{e}_{ee}^{(1,2)} \\ \mathbf{i}_{ee}^{(1,2)} \end{pmatrix}$, the following formulas hold at the endemic points:

$$\begin{cases} \mathbf{s}_{ee} = \frac{\mathbf{s}_{de}}{\mathcal{R}_0} = \frac{1}{\mathcal{R}} \\ \mathbf{e}_{ee}^{(1,2)} = \frac{v_2 e_i (v_0 (\delta - \mathcal{R}(\Lambda + \delta)) + \Lambda \delta + \Lambda \mathcal{R}(\Lambda + \gamma_s) + \delta \mathcal{R} \gamma_s) + v_2^2 \Lambda \mathcal{R} (-v_0 - v_1 + \Lambda + \gamma_s)}{2 \delta e_i (\delta e_i - v_1 v_2 \mathcal{R})} \\ \pm \frac{\sqrt{v_2^2 ((v_0 e_i (\delta - \mathcal{R}(\Lambda + \delta)) + \delta e_i (\Lambda + \mathcal{R} \gamma_s) + \Lambda \mathcal{R} e_i (\Lambda + \gamma_s) + v_2 \Lambda \mathcal{R} (-v_0 - v_1 + \Lambda + \gamma_s))^2 + 4 \Lambda \delta e_i (\mathcal{R} \gamma_s - v_0 (\mathcal{R} - 1)) (v_1 v_2 \mathcal{R} - \delta e_i)}}{2 \delta e_i (\delta e_i - v_1 v_2 \mathcal{R})} \\ \mathbf{i}_{ee}^{(1,2)} = \frac{v_2 e_i (v_0 (\delta - \mathcal{R}(\Lambda + \delta)) + \Lambda \delta + \Lambda \mathcal{R}(\Lambda + \gamma_s) + \delta \mathcal{R} \gamma_s) + v_2^2 \Lambda \mathcal{R} (-v_0 - v_1 + \Lambda + \gamma_s)}{2 v_2 \delta (\delta e_i - v_1 v_2 \mathcal{R})} \\ \pm \frac{\sqrt{v_2^2 ((v_0 e_i (\delta - \mathcal{R}(\Lambda + \delta)) + \delta e_i (\Lambda + \mathcal{R} \gamma_s) + \Lambda \mathcal{R} e_i (\Lambda + \gamma_s) + v_2 \Lambda \mathcal{R} (-v_0 - v_1 + \Lambda + \gamma_s))^2 + 4 \Lambda \delta e_i (\mathcal{R} \gamma_s - v_0 (\mathcal{R} - 1)) (v_1 v_2 \mathcal{R} - \delta e_i)}}{2 v_2 \delta (\delta e_i - v_1 v_2 \mathcal{R})} \end{cases} \quad (4.5)$$

Remark 13 A yet another open problem is whether the endemic point must always exists for the **FA** and **IA** models.

5 Appendix: The scaled SAIRS model: existence, uniqueness, and local stability of the endemic point

5.1 Reduction to one dimension and the [48] problem

We will follow here the idea of the particular cases [31, (4.3)], [48, (14)] and [37, (3.28)], in which the authors eliminate e, s in the fixed point equations

$$\begin{cases} 0 = \Lambda + \gamma_r (1 - e - i) - s [v_0 + (\beta_i - \delta) i + \beta_e e], \\ \begin{pmatrix} 0 \\ 0 \end{pmatrix} = \begin{bmatrix} \beta_e s - v_1 & \beta_i s \\ e_i & -v_2 \end{bmatrix} + \delta i I_2 \end{bmatrix} \begin{pmatrix} e \\ i \end{pmatrix}$$

and study a resulting polynomial equation in i . An alternative to the successive eliminations suggested in [31, 48, 37] is to notice that a strictly positive endemic point must satisfy that the determinant

$$\Delta = \begin{vmatrix} \beta_e \mathbf{s} + \delta \mathbf{i} - v_1 & \beta_i \mathbf{s} \\ e_i & \delta \mathbf{i} - v_2 \end{vmatrix} = 0.$$

After eliminating \mathbf{s} from the first equation, the denominator of the determinant is the denominator of \mathbf{s} , and the numerator of the determinant is a fifth order polynomial in \mathbf{i} , with factor \mathbf{i} .

$$e = \frac{i(v_2 - i\delta)}{e_i}, \quad s = \frac{\Lambda + \gamma_r (1 - e - i)}{v_0 + i(\beta_i - \delta) + e\beta_e}. \quad (5.1)$$

From the equation of s in (5.1), we note a typo in [48, (15)], which should be $s = \frac{\Lambda}{i(\beta_i - \delta) + \Lambda + \gamma_s}$.

The next result shows that the existence of endemic points may be reduced for SAIRS to a one dimensional problem.

Lemma 4 *An endemic point E_{ee} satisfying $0 < i_{ee} < \min[1, (\Lambda + \gamma_r)/\delta]$ and*

$$\gamma_r(\mathbf{e}_{ee} + i_{ee} - 1) \leq \Lambda \quad (5.2)$$

will satisfy $E_{ee} \in \mathcal{D}_e$.

Proof: By (5.1), $0 < i_{ee} < 1 \implies \mathbf{e}_{ee} > 0$. Also, the numerator of \mathbf{s}_{ee} , given by $\Lambda + (1 - i_{ee} - \mathbf{e}_{ee})\gamma_r$, is positive by (5.2). Furthermore, $0 < i_{ee} < i_c$ (recall (2.7)) implies that the denominator of \mathbf{s}_{ee} is positive. Finally, $0 < 1 - \mathbf{s}_{ee} - \mathbf{e}_{ee} - i_{ee}$ follows from (2.7) and $\mathbf{s}_{ee} > 0$, $\mathbf{e}_{ee} > 0$, $i_{ee} > 0$. \square

The next result shows that the endemic point is unique, without the unnecessary extra conditions assumed in [48]

Proposition 5 *$\mathcal{R}_0 > 1$ ensures the existence and uniqueness of the endemic point for the [48] SIR-PH-SM problem.*

Proof: For the [48] problem (5.2) holds trivially (since $\gamma_r = 0$, $\gamma_s \geq 0$). Thus, it only remains to show that the third order polynomial $p(i)$ which results from the elimination has precisely one root in $(0, i_c)$, when $\mathcal{R}_0 > 1$. * It turns out that this polynomial satisfies

$$\begin{cases} p(0) = -(\mathcal{R}_0 - 1)\gamma_e v_1 v_2 (\Lambda + \gamma_s) < 0 \\ p(i_c) = \frac{\gamma_e^2(\beta_i \gamma \Lambda + \delta(\gamma + \delta)\gamma_s)}{\delta} > 0 \end{cases}.$$

This implies that when $\mathcal{R}_0 > 1$, $p(i)$ must have either one, two or three roots in $(0, i_c)$.

The last case may be ruled out using an interesting algebraic identity [31, (4.3)], [48, (14)]

$$p(i) = \mathcal{R}_0 - f_{SH}(i), \quad f_{SH}(i) = f_{Li}(i) := \left(1 + \frac{\beta_i - \delta}{\gamma_s + \Lambda} i\right) \left(1 - \frac{i\delta}{v_2}\right) \left(1 - \frac{i\delta}{v_1}\right). \quad (5.3)$$

This shows that solving the equation $p(i) = 0$ (which provides the endemic equilibrium values of i), is equivalent to equating to \mathcal{R}_0 a function with known roots $f_{SH}(i)$.

As a sanity check, note that when $i = 0$, this equation reduces to $\mathcal{R}_0 = 1$, which is consistent with the fact that the endemic point only appears at this threshold (equivalently, when $\mathcal{R}_0 = 1$, the polynomial $p(i) = \mathcal{R}_0 - f_{SH}(i)$ admits only one root, namely $i = 0$).

Refer now to the Figure 2 which plots the function $f_{SH}(i)$. It may be easily checked that the roots of $f_{SH}(i)$, given by $i_1 = \frac{v_1}{\delta}$, $i_2 = \frac{v_2}{\delta}$, $i_3 = \frac{\Lambda}{\beta_i - \delta}$, do not belong to the range $(0, i_c = \min[1, \frac{\Lambda}{\delta}])$ (recall that $\gamma_r = 0$). Indeed, $i_2 > 1$, $i_1 > \frac{\Lambda}{\delta}$, and $\mathcal{R}_0 > 1 \Leftrightarrow \beta_i > \beta_i^* \implies \beta_i > \delta \implies i_3 < 0$. It follows that the largest root of $f_{SH}(i) = \mathcal{R}_0$ must be outside the interval $(0, \frac{\Lambda}{\delta})$, ending the proof. In [48, Thm 3.3], the authors used a slightly different approach which leads to several unnecessary cases, as seen above. \square

From the proof above, when $\mathcal{R}_0 > 1$, the line $f = \mathcal{R}_0$ has exactly one intersection $(i_{ee}, f_{SH}(i_{ee}))$ with the graph of $f_{SH}(i)$ that satisfies $i_{ee} \in [0, i_c]$,— see Figure 2.

*The polynomial is of fourth order in general, with a complicated formula, but the leading coefficient is $-\delta^3 \beta_e$, and when $\beta_e = 0$ and $\delta = 0$, the fourth order polynomial becomes of third and first order, respectively.

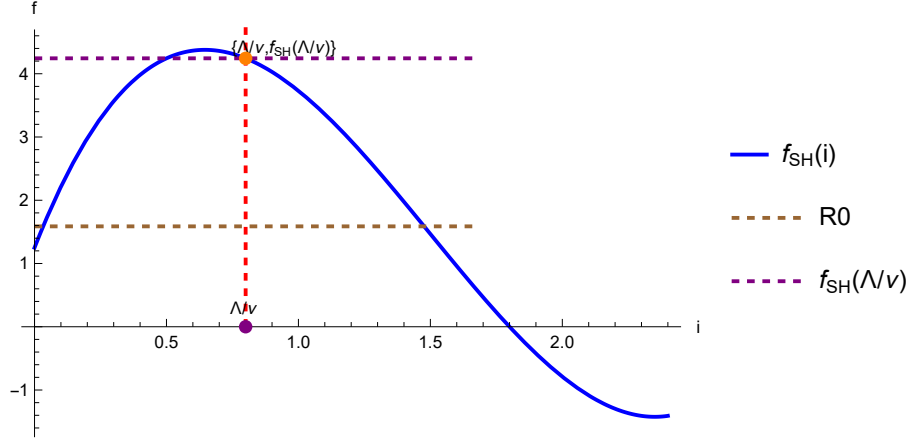
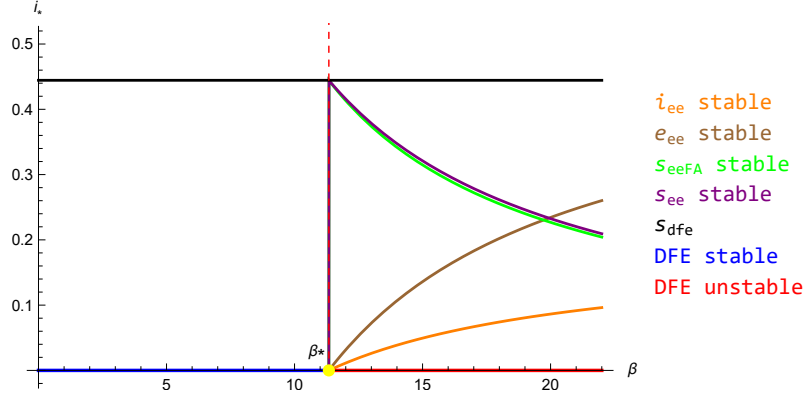
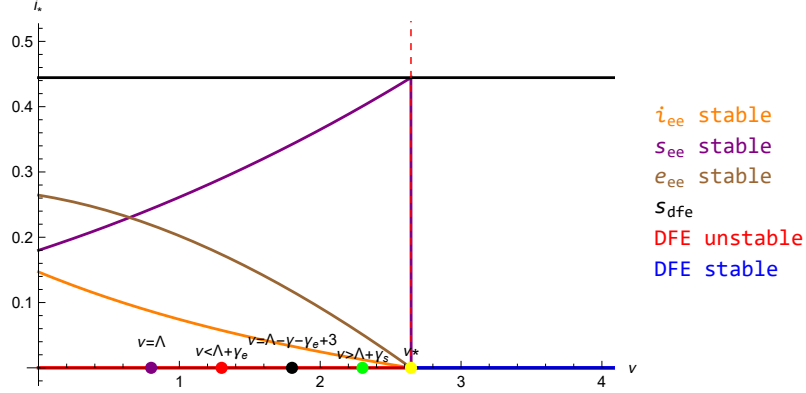


Figure 2: The existence and uniqueness of endemic point i_{ee} in the interval $[0, i_c]$ for the [48] problem, [31, Fig. 1], with $f_{SH}(i)$ as defined in (5.3), $f_{SH}(\frac{\Lambda}{\delta}) = \frac{(\gamma+\delta)\gamma_e(\beta_i\Lambda+\delta\gamma_s)}{\Lambda\delta(\Lambda+\gamma+\delta)(v_1)(\Lambda+\gamma_s)}$, $\beta = 18$, $\beta_e = \gamma_r = 0$, $\Lambda = \frac{4}{5}$ and $\delta = \gamma = e_i = \gamma_s = \gamma_e = 1$.

Figure 3a displays the bifurcation diagrams of the equilibrium value(s) of i for the [48] problem with respect to β ; we note the usual forward bifurcation diagram when \mathcal{R}_0 reaches its critical value 1. Figure 3b displays the bifurcation diagrams of the equilibrium value(s) of i with respect to δ ; we notice that nothing happens in the critical points identified in [48, Thm 3.3].



(a) Forward bifurcation diagram with respect to β , DFE stable from 0 to β_*^{SH} where the coordinates of the endemic point are negative and the endemic point is stable after the critical bifurcation parameter β_*^{SH} , with $\beta_*^{SH} := \frac{(\Lambda + \gamma + \delta)(v_1)(\Lambda + \gamma_s)}{\Lambda \gamma_e}$, and $\delta = 1$.



(b) Bifurcation Diagram with respect to δ , the endemic point is stable from 0 to $\delta_* := \Lambda \left(\frac{\beta_i \gamma_e}{(\Lambda + \gamma_e)(\Lambda + \gamma_s)} \right) - \gamma$ and the DFE is stable when $\delta \geq \delta_*$, with $\beta = 18$. The four points before the yellow one ensure the uniqueness of the endemic point when $\mathcal{R}_0 > 1$, see [48, Theorem 3.3].

Figure 3: Bifurcation Diagrams with respect to β and δ . Here, $\gamma_r = 0$, $\Lambda = \frac{4}{5}$ and $\gamma = \gamma_e = e_i = \gamma_s = 1$.

Figure 4 compares the qualitative behavior and equilibrium points of the $(s, e + i)$ -coordinates of the three variants of the SEIRS scaled model discussed in [48], and note that the endemic coordinates $s_{EEFA} = s_{EEIn} = 1/\mathcal{R}$, which is illustrated by a vertical green line.

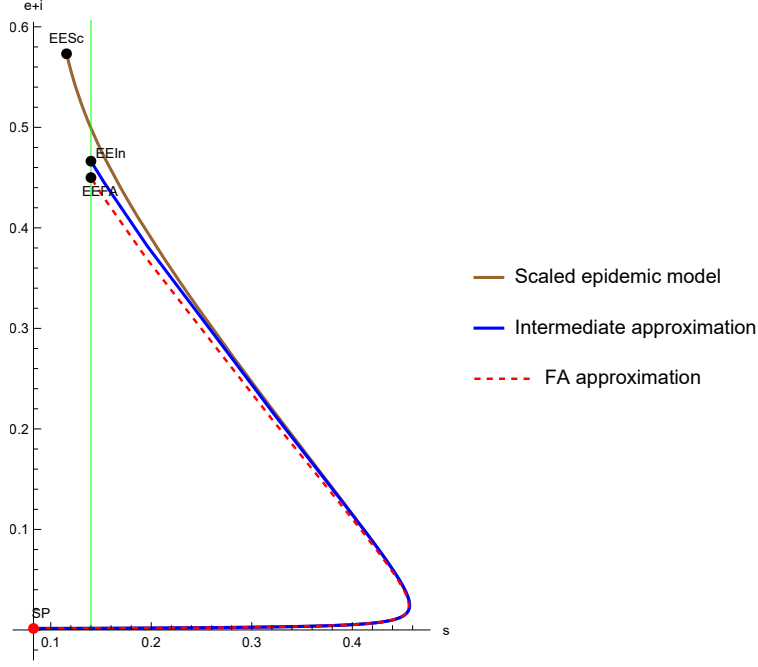


Figure 4: Parametric Plot of $(s, e+i)$ of the SEIRS scaled model [48] and its FA and intermediate approximations starting from a starting point $SP=(0.0828333, 0.0015)$, with $\mathcal{R}_0 = 3.57143, \beta = 57.1429, \gamma_r = 0, \delta = 2, \gamma = \gamma_e = \gamma_s = \Lambda = 1$. EESc, EEIn, EEFA denote the intermediate points of the scaled model, intermediate approximation, and FA approximation, respectively. The green vertical line denotes the immunity threshold $1/\mathcal{R} = s_{EEFA} = s_{EEIn}$.

5.2 Conjecture for the SEIRS model

The uniqueness of the endemic point and its local stability when $\mathcal{R}_0 > 1$ was also claimed in [37], and we conjecture that these results are true, even for SEIRS, with $\beta_e = e_r = 0, \gamma_s \geq 0, \gamma_r \geq 0$.

However, this must be viewed as an open problem even in the case $\beta_e = e_r = 0 = \gamma_s$, since the crucial analog of (5.3), the equation [37, (3.28)] used intensively in their proof is wrong.

Indeed, recall that the i equation may be written as

$$f_{Lu}(i_{ee}) = \mathcal{R}_0 + g_{Lu}(i_{ee}), \quad (5.4)$$

where $f_{Lu}(i) = f_{SH}(i)$ (with γ_s replaced by 0). The equation [37, (3.30)] states that $g_{Lu}(i)$ is rational, which implies that the polynomial $p(i)$ is of fourth order, while the correct order of $p(i)$ is 3. In fact, [37, (3.30)] should be replaced by the second order polynomial

$$g_{Lu}(i) = \mathcal{R}_0 \frac{\gamma_r - i\gamma_r}{\Lambda} + 1 - \frac{\gamma_r(\gamma - i\delta + \Lambda + \delta)(\gamma_e + i(\beta_i - \delta) + \Lambda)}{\Lambda(\Lambda + \gamma + \delta)(v_1)} \quad (5.5)$$

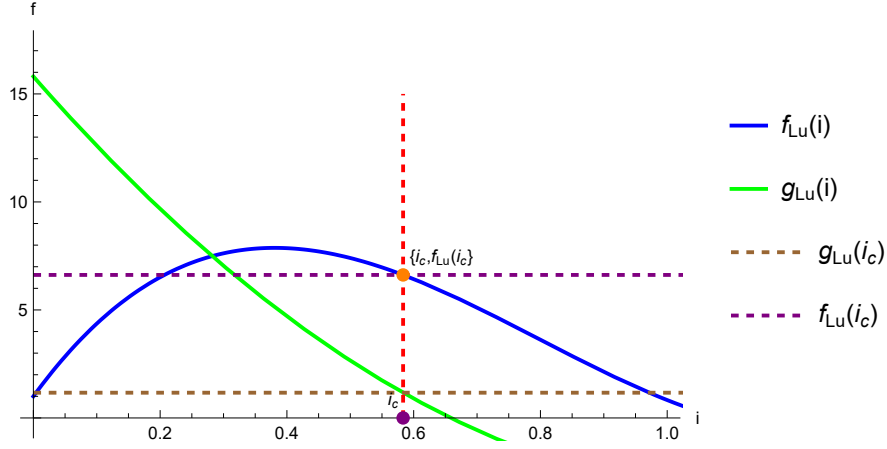


Figure 5: The existence and uniqueness of the endemic point i_{ee} for the [37] problem, with $i_c = \frac{7}{12}$ and $\beta_i = 9, \Lambda = \frac{1}{6}, \delta = 2, \gamma = \frac{1}{2}, \gamma_e = 2, \gamma_r = 1, e_i = 2$.

We conjecture that their result holds true, since in this case also the third order polynomial resulting from the elimination when $\mathcal{R}_0 > 1$ satisfies

$$\begin{cases} p(0) = -(\mathcal{R}_0 - 1)\gamma_e\Lambda(\Lambda + \gamma + \delta)(v_1) < 0, \\ p(i_c) = \frac{\beta_i\gamma\gamma_e^2\Lambda}{\delta} > 0, \end{cases}$$

and so $p(i)$ must still have either one, two or three roots in $(0, i_c)$.

6 Conclusions and further work

Our paper highlighted several open problems for SIR-PH, SIR-PH-IA and SIR-PH-FA models. The following general directions seem worthy of further work.

1. Investigate whether the beautiful determinant formula (2.17) hidden in the papers of [44, 40] (valid when $\delta = 0$) may be extended to SIR-PH models, exploiting the partition (3.9).
2. Study the case of two or more compartments susceptible to become infected (for example the SEIT model [51, 39]).
3. Study the scaled model as a perturbation of the **FA** model.
4. Study stability via the geometric approach of Li, Graef, Wang, Karsai, Muldoney and Lu [31].
5. We hope that the use of more sophisticated and fast software will allow researchers in the future to progress with the interesting questions raised by models with higher dimensions. Here, exploiting symmetries may turn out helpful.

Acknowledgement. We thank Mattia Sensi and Sara Sottile for useful suggestions and references, and for providing some of the codes used for producing the figures.

References

- [1] B Anderson and E Jury. A simplified schur-cohn test. *IEEE Transactions on Automatic Control*, 18(2):157–163, 1973.
- [2] Viggo Andreasen. The final size of an epidemic and its relation to the basic reproduction number. *Bulletin of mathematical biology*, 73(10):2305–2321, 2011.

- [3] Santosh Ansumali, Shaurya Kaushal, Alope Kumar, Meher K Prakash, and M Vidyasagar. Modelling a pandemic with asymptomatic patients, impact of lockdown and herd immunity, with applications to sars-cov-2. *Annual reviews in control*, 2020.
- [4] Julien Arino, Fred Brauer, Pauline van den Driessche, James Watmough, and Jianhong Wu. A final size relation for epidemic models. *Mathematical Biosciences & Engineering*, 4(2):159, 2007.
- [5] Florin Avram, Rim Adenane, Lasko Basnarkov, Gianluca Bianchin, Dan Goreac, and Andrei Halanay. On matrix-SIR arino models with linear birth rate, loss of immunity, disease and vaccination fatalities, and their approximations. *arXiv preprint arXiv:2112.03436*, 2021.
- [6] Florin Avram, Rim Adenane, Gianluca Bianchin, and Andrei Halanay. Stability analysis of an Eight parameter SIR-type model including loss of immunity, and disease and vaccination fatalities. *Mathematics*, 10(3), 2022.
- [7] Florin Avram, Rim Adenane, and David I Ketcheson. A review of matrix SIR arino epidemic models. *Mathematics*, 9(13):1513, 2021.
- [8] Nicolas Bacaër. *Mathématiques et épidémies*, 2021.
- [9] Mary M Ballyk, C Connell McCluskey, and Gail SK Wolkowicz. Global analysis of competition for perfectly substitutable resources with linear response. *Journal of mathematical biology*, 51(4):458–490, 2005.
- [10] Tom Britton and Désiré Ouédraogo. SEIRS epidemics with disease fatalities in growing populations. *Mathematical biosciences*, 296:45–59, 2018.
- [11] Stavros Busenberg and P Van den Driessche. Analysis of a disease transmission model in a population with varying size. *Journal of mathematical biology*, 28(3):257–270, 1990.
- [12] Auni Aslah Mat Daud. A note on lienard-chipart criteria and its application to epidemic models. *Mathematics and Statistics*, 9(1):41–45, 2021.
- [13] Manuel De la Sen, Asier Ibeas, Santiago Alonso-Quesada, and Raul Nistal. On the carrying and evolution matrices in epidemic models. In *Journal of Physics: Conference Series*, volume 1746, page 012015. IOP Publishing, 2021.
- [14] Manuel De la Sen, R Nistal, Santiago Alonso-Quesada, and Asier Ibeas. Some formal results on positivity, stability, and endemic steady-state attainability based on linear algebraic tools for a class of epidemic models with eventual incommensurate delays. *Discrete Dynamics in Nature and Society*, 2019, 2019.
- [15] Odo Diekmann, JAP Heesterbeek, and Michael G Roberts. The construction of next-generation matrices for compartmental epidemic models. *Journal of the Royal Society Interface*, 7(47):873–885, 2010.
- [16] PS Douris and MP Markakis. Global connecting orbits of a seirs epidemic model with nonlinear incidence rate and nonpermanent immunity. *Engineering Letters*, 27(4), 2019.
- [17] A Fall, Abderrahman Iggidr, Gauthier Sallet, and Jean-Jules Tewa. Epidemiological models and lyapunov functions. *Mathematical Modelling of Natural Phenomena*, 2(1):62–83, 2007.
- [18] Zhilan Feng. Final and peak epidemic sizes for SEIR models with quarantine and isolation. *Mathematical Biosciences & Engineering*, 4(4):675, 2007.
- [19] Rui AC Ferreira and César M Silva. A nonautonomous epidemic model on time scales. *Journal of Difference Equations and Applications*, 24(8):1295–1317, 2018.
- [20] Mariano Gasca and Juan Manuel Pena. Total positivity and neville elimination. *Linear algebra and its applications*, 165:25–44, 1992.
- [21] Paul Georgescu and Ying-Hen Hsieh. Global stability for a virus dynamics model with nonlinear incidence of infection and removal. *SIAM Journal on Applied Mathematics*, 67(2):337–353, 2007.
- [22] Bo S Goh. Global stability in many-species systems. *The American Naturalist*, 111(977):135–143, 1977.

- [23] John R Graef, Michael Y Li, and Liancheng Wang. A study on the effects of disease caused death in a simple epidemic model. In *Conference Publications*, volume 1998, page 288. American Institute of Mathematical Sciences, 1998.
- [24] D Greenhalgh. Hopf bifurcation in epidemic models with a latent period and nonpermanent immunity. *Mathematical and Computer Modelling*, 25(2):85–107, 1997.
- [25] RP Gupta and Arun Kumar. Endemic bubble and multiple cusps generated by saturated treatment of an sir model through hopf and bogdanov–takens bifurcations. *Mathematics and Computers in Simulation*, 2022.
- [26] Roger A Horn and Charles R Johnson. *Matrix analysis*. Cambridge university press, 2012.
- [27] Zhixing Hu, Wanbiao Ma, and Shigui Ruan. Analysis of sir epidemic models with nonlinear incidence rate and treatment. *Mathematical biosciences*, 238(1):12–20, 2012.
- [28] Paul J Hurtado and Adam S Kiro Singh. Generalizations of the ‘linear chain trick’: incorporating more flexible dwell time distributions into mean field ode models. *Journal of mathematical biology*, 79(5):1831–1883, 2019.
- [29] James M Hyman, Jia Li, and E Ann Stanley. The differential infectivity and staged progression models for the transmission of hiv. *Mathematical biosciences*, 155(2):77–109, 1999.
- [30] Randall J LeVeque, Ian M Mitchell, and Victoria Stodden. Reproducible research for scientific computing: Tools and strategies for changing the culture. *Computing in Science & Engineering*, 14(4):13–17, 2012.
- [31] Michael Y Li, John R Graef, Liancheng Wang, and János Karsai. Global dynamics of a seir model with varying total population size. *Mathematical biosciences*, 160(2):191–213, 1999.
- [32] Michael Y Li and James S Muldowney. Global stability for the seir model in epidemiology. *Mathematical biosciences*, 125(2):155–164, 1995.
- [33] Michael Y Li and James S Muldowney. A geometric approach to global-stability problems. *SIAM Journal on Mathematical Analysis*, 27(4):1070–1083, 1996.
- [34] Michael Y Li and James S Muldowney. Dynamics of differential equations on invariant manifolds. *Journal of Differential Equations*, 168(2):295–320, 2000.
- [35] Wei-min Liu, Herbert W Hethcote, and Simon A Levin. Dynamical behavior of epidemiological models with nonlinear incidence rates. *Journal of mathematical biology*, 25(4):359–380, 1987.
- [36] Wei-min Liu, Simon A Levin, and Yoh Iwasa. Influence of nonlinear incidence rates upon the behavior of SIRS epidemiological models. *Journal of mathematical biology*, 23(2):187–204, 1986.
- [37] Guichen Lu and Zhengyi Lu. Global asymptotic stability for the seirs models with varying total population size. *Mathematical biosciences*, 296:17–25, 2018.
- [38] Junling Ma and David JD Earn. Generality of the final size formula for an epidemic of a newly invading infectious disease. *Bulletin of mathematical biology*, 68(3):679–702, 2006.
- [39] Maia Martcheva. *An introduction to mathematical epidemiology*, volume 61. Springer, 2015.
- [40] Stefania Ottaviano, Mattia Sensi, and Sara Sottile. Global stability of sairs epidemic models. *Nonlinear Analysis: Real World Applications*, 65:103501, 2022.
- [41] Robert J Plemmons. M-matrix characterizations. i—nonsingular m-matrices. *Linear Algebra and its Applications*, 18(2):175–188, 1977.
- [42] MR Razvan. Multiple equilibria for an SIRS epidemiological system. *arXiv preprint math/0101051*, 2001.
- [43] Germán Riaño. Epidemic models with random infectious period. *medRxiv*, 2020.
- [44] Marguerite Robinson and Nikolaos I Stilianakis. A model for the emergence of drug resistance in the presence of asymptomatic infections. *Mathematical biosciences*, 243(2):163–177, 2013.
- [45] Arash Roostaei, Hadi Barzegar, and Fakhteh Ghanbarnejad. Emergence of hopf bifurcation in an extended sir dynamic. *arXiv preprint arXiv:2107.10583*, 2021.

- [46] Giovanni Russo and Fabian Wirth. Matrix measures, stability and contraction theory for dynamical systems on time scales. *arXiv preprint arXiv:2007.08879*, 2020.
- [47] Zhisheng Shuai and Pauline van den Driessche. Global stability of infectious disease models using lyapunov functions. *SIAM Journal on Applied Mathematics*, 73(4):1513–1532, 2013.
- [48] Chengjun Sun and Ying-Hen Hsieh. Global analysis of an seir model with varying population size and vaccination. *Applied Mathematical Modelling*, 34(10):2685–2697, 2010.
- [49] Shulin Sun. Global dynamics of a seir model with a varying total population size and vaccination. *Int. Journal of Math. Analysis*, 6(40):1985–1995, 2012.
- [50] Yilei Tang, Deqing Huang, Shigui Ruan, and Weinian Zhang. Coexistence of limit cycles and homoclinic loops in a SIRS model with a nonlinear incidence rate. *SIAM Journal on Applied Mathematics*, 69(2):621–639, 2008.
- [51] P Van den Driessche and James Watmough. Further notes on the basic reproduction number. In *Mathematical epidemiology*, pages 159–178. Springer, 2008.
- [52] Pauline Van den Driessche and James Watmough. Reproduction numbers and sub-threshold endemic equilibria for compartmental models of disease transmission. *Mathematical biosciences*, 180(1-2):29–48, 2002.
- [53] Martin Vyska and Christopher Gilligan. Complex dynamical behaviour in an epidemic model with control. *Bulletin of mathematical biology*, 78(11):2212–2227, 2016.
- [54] Wendi Wang. Backward bifurcation of an epidemic model with treatment. *Mathematical biosciences*, 201(1-2):58–71, 2006.
- [55] Sine Leergaard Wiggers and Pauli Pedersen. Routh–hurwitz–liénard–chipart criteria. In *Structural stability and vibration*, pages 133–140. Springer, 2018.
- [56] Wei Yang, Chengjun Sun, and Julien Arino. Global analysis for a general epidemiological model with vaccination and varying population. *Journal of Mathematical Analysis and Applications*, 372(1):208–223, 2010.
- [57] Linhua Zhou and Meng Fan. Dynamics of an sir epidemic model with limited medical resources revisited. *Nonlinear Analysis: Real World Applications*, 13(1):312–324, 2012.