



A tentative 114-minute orbital period challenges the ultra-compact nature of the X-ray binary 4U 1812–12

MONTSERRAT ARMAS PADILLA ^{1,2} PABLO RODRÍGUEZ-GIL ^{1,2} TEO MUÑOZ-DARIAS ^{1,2} MANUEL A.P. TORRES ^{1,2}
JORGE CASARES ^{1,2} NATHALIE DEGENAAR ³ VIK S. DHILLON ^{4,1} CRAIG O. HEINKE ⁵ STUART P. LITTLEFAIR ⁴
AND THOMAS R. MARSH ⁶

¹*Instituto de Astrofísica de Canarias, E-38205 La Laguna, Tenerife, Spain*

²*Departamento de Astrofísica, Universidad de La Laguna, E-38206 La Laguna, Tenerife, Spain*

³*Anton Pannekoek Institute for Astronomy, University of Amsterdam, Science Park 904, 1098 XH Amsterdam, The Netherlands*

⁴*Department of Physics and Astronomy, University of Sheffield, Sheffield S3 7RH, UK*

⁵*Department of Physics and Astronomy, University of Alberta, Edmonton T6G 2E9, Alberta, Canada*

⁶*Department of Physics, University of Warwick, Coventry CV4 7AL, UK*

ABSTRACT

We present a detailed time-resolved photometric study of the ultra-compact X-ray binary candidate 4U 1812–12. The multicolor light curves obtained with HiPERCAM on the 10.4-m Gran Telescopio Canarias show a $\simeq 114$ min modulation similar to a superhump. Under this interpretation, this period should lie very close to the orbital period of the system. Contrary to what its other observational properties suggest (namely, persistent dim luminosity, low optical-to-X-ray flux ratio and lack of hydrogen features in the optical spectrum), this implies that 4U 1812–12 is most likely not an ultra-compact X-ray binary, which are usually defined as systems with orbital periods lower than 80 min. We discuss the nature of the system, showing that a scenario in which 4U 1812–12 is the progenitor of an ultra-compact X-ray binary may reconcile all the observables.

Keywords: Stellar accretion disks (1579) — Low-mass x-ray binary stars (939) — Neutron stars (1108)

1. INTRODUCTION

The ultra-compact family of low mass X-ray binaries (LMXBs) is composed of those systems in which a compact object, a neutron star or a black hole, accretes material from an evolved, hydrogen-deficient companion star in a tight orbit with a period $P_{\text{orb}} < 80$ min (Rapaport et al. 1982; Verbunt & van den Heuvel 1995). Three evolutionary channels, depending on the nature of the donor star, have been proposed to explain the origin of such compact systems: the white dwarf channel, the helium star channel and the evolved main-sequence star channel (see e.g., Nelemans et al. 2010; Heinke et al. 2013). Distinguishing between these formation paths is not always straightforward, since the final state of the donor is similar for the three scenarios. In this regard, the study of the progenitors of ultra-compact systems (i.e., before the orbital period becomes shorter than

80 min) may be key to shed light on the origin of this family.

The neutron star LMXB 4U 1812–12 is a strong ultra-compact candidate. Its persistently low X-ray luminosity ($\sim 4 \times 10^{35}$ erg s^{−1}) and low optical-to-X-ray flux ratio suggest that it harbors a small accretion disk (van Paradijs & McClintock 1994; Bassa et al. 2006; in ’t Zand et al. 2007). In addition, its optical spectrum lacks hydrogen spectral features, which suggest a hydrogen-exhausted donor star (Armas Padilla et al. 2020).

In order to confirm the ultra-compact nature of 4U 1812–12, we performed a detailed time-resolved photometric study using data taken with the HiPERCAM imager on the 10.4-m Gran Telescopio Canarias (GTC).

2. OBSERVATIONS AND REDUCTION

We obtained images of 4U 1812–12 with HiPERCAM (Dhillon et al. 2021) on the GTC in La Palma. This high-speed camera uses four dichroic beamsplitters and five frame-transfer CCDs to simultaneously image the

u_s , g_s , r_s , i_s and z_s optical bands¹. The CCD detectors were used in full-frame mode with slow readout and no binning. The observations presented here were taken on 2021 June 15 with an exposure time of 12.9 s (with only 8 ms dead time between exposures) for 1129 frames (~ 4 -hour total coverage). The cadence in the u_s and g_s bands was slower by a factor of 15 in an attempt to increase the signal-to-noise ratio in these bands. The data were reduced using the HiPERCAM pipeline². We block averaged the r_s , i_s and z_s images and obtained 60 images per band with improved signal-to-noise ratio. We then extracted the count rates of 4U 1812–12 and a comparison star³ via variable aperture photometry by direct summing of the sky subtracted flux over the aperture, i.e. with no profile weighting. The signal-to-noise ratios of the u_s and g_s images were insufficient to extract reliable fluxes. In fact, the source is not detected in either the u_s or g_s stacked images, so these bands are not discussed further in this paper. The measured seeing gradually degraded during the last third of the observation from a median value in the z_s band of 1.1 to 1.8 arcsec.

3. PERIOD ANALYSIS AND RESULTS

The light curves of 4U 1812–12 are shown in Fig. 1. The average magnitudes of the system are $r_s = 23.17 \pm 0.02$, $i_s = 21.93 \pm 0.01$ and $z_s = 21.28 \pm 0.01$ mag. To compute the light curves we used the Pan-STARRS Data Release 1 magnitudes of the comparison star $r = 20.33 \pm 0.02$, $i = 18.58 \pm 0.01$ and $z = 17.42 \pm 0.01$ mag.

We analyzed the z_s -band light curve of 4U 1812–12 using the analysis of variance (ANOVA) method (Schwarzenberg-Czerny 1996). This uses the ANOVA statistic, Θ , to assess the goodness of fits to the data with periodic orthogonal polynomials. The periodogram is displayed in Fig. 2 and favors a period of 114.5 ± 3.5 min (0.0795 ± 0.0024 d), where the $1\text{-}\sigma$ confidence interval was calculated using a postmortem analysis (Schwarzenberg-Czerny 1991) and is defined as the width of the periodogram peak at the mean noise power level (MNPL; $\Theta_{\text{MNPL}} = 2.52$ in this case) in its vicinity. We also used the ANOVA method with the r_s and i_s light curves and obtained consistent results. In Fig. 3 we show the average-subtracted light curves phase binned on this period. A peak-to-peak amplitude of ≈ 0.4 mag is found for the three bands.

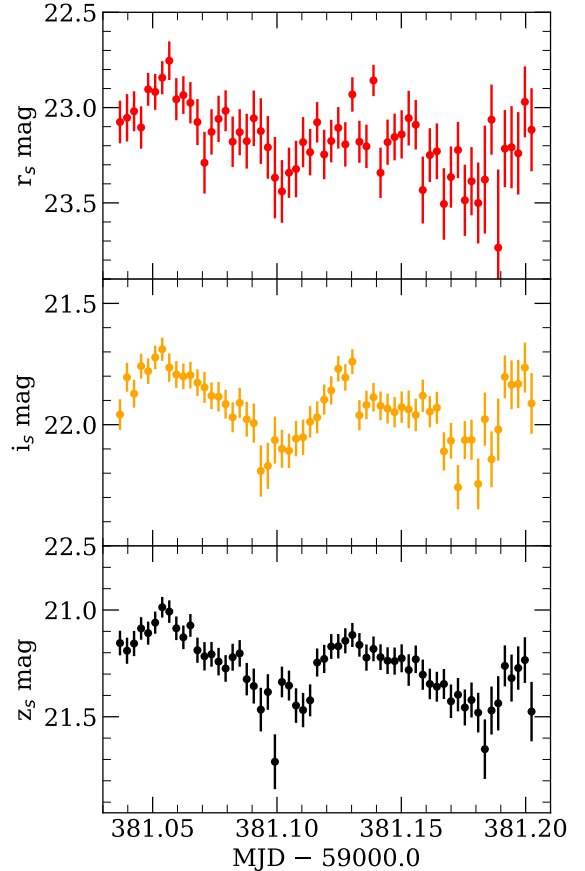


Figure 1. GTC/HiPERCAM $r_s i_s z_s$ light curves of 4U 1812–12. The individual images were block averaged into 60 bins prior to flux extraction to enhance the signal-to-noise ratio.

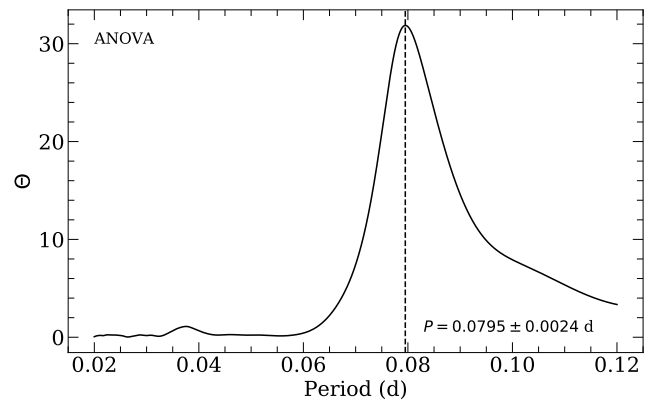


Figure 2. Analysis of variance (ANOVA) periodogram of the z_s -band light curve of 4U 1812–12. A period of 114.5 ± 3.5 min (0.0795 ± 0.0024 d) is favored.

¹ HiPERCAM is equipped with "Super" SDSS filters, high-throughput versions of the SDSS filters, hence the "s" subscript.

² <https://github.com/HiPERCAM/>

³ Gaia DR2 4153779729434598528

The observed photometric modulation can be a reflection of the orbital period and may be produced by either X-ray irradiation of the donor star or a superhump with a period a few per cent longer than the

orbital period, caused by the precession of an eccentric accretion disk (van Paradijs et al. 1988; Whitehurst & King 1991). While X-ray heating of the donor produces sinusoidal light curves (e.g., van Paradijs & McClintock 1995), changes in the disk size and shape and resonance between the Keplerian orbits in the disk and the orbital motion of the donor star can produce a more complex morphology in the superhump modulations (O’Donoghue & Charles 1996; Haswell et al. 2001; Zurita et al. 2008).

The sawtooth-like modulation that we detected (Fig. 1) supports the superhump scenario, and the phase-binned light curves presented in Fig. 3 are similar to the superhumps observed in cataclysmic variables (CVs; Patterson et al. 2005) and X-ray binaries (O’Donoghue & Charles 1996; Zurita et al. 2002, 2008). Furthermore, the modulation is found to be color independent, as is also the case for superhumps (Zurita et al. 2008 and references therein). Persistent CVs show permanent superhumps with typical amplitudes (peak-to-peak) of ≈ 0.1 mag (Smak 2010). These are smaller than the ≈ 0.4 mag amplitude in 4U 1812–12 (Fig. 3). However, superhumps with larger amplitudes ($\approx 0.25 - 0.6$) have been observed during CV superoutbursts (Smak 2010). These are also consistent with those found in superhumps detected during LMXB outbursts (≈ 0.1 to 0.6 mag; O’Donoghue & Charles 1996; Zurita et al. 2008; Thomas et al. 2022) and permanent superhumps in persistent LMXBs. For instance, a ≈ 0.6 mag amplitude permanent superhump has been detected in the ultra-compact X-ray binary 4U 1915–05 (Callanan et al. 1995; Chou et al. 2001; Haswell et al. 2001; Retter et al. 2002), which has a low persistent luminosity, similar to 4U 1812–12.

It is important to bear in mind, however, that our observation spans two and a half periods, and therefore we can not fully discard a non-coherent origin for the modulation, although we deem it unlikely. Rapid aperiodic variability with a suggested origin in the accretion disk is commonly observed in X-ray binaries (Shahbaz et al. 2003; Zurita et al. 2003; Hynes et al. 2004; Shahbaz et al. 2013; Casares & Jonker 2014). However, this flickering activity results in erratic variations of typically very short time scales (from seconds to minutes). Longer flares with time scales of hours have also been observed, particularly in systems with long orbital periods (e.g., the 6-h flares in the 6.5-d orbital period LMXB V404 Cyg, Casares & Jonker 2014). However, such a long orbital period would require a much higher mass-accretion rate in 4U 1812–12 to sustain its persistent nature, which would not be consistent with its observed X-ray luminosity. Flaring events produced by the com-

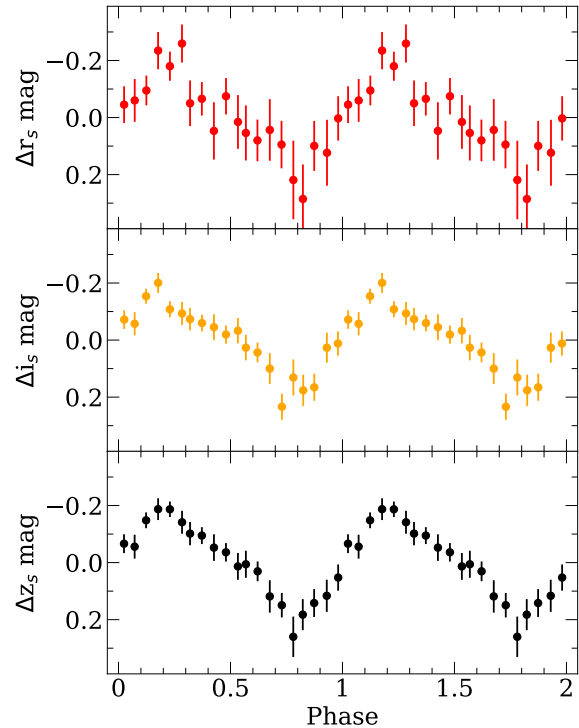


Figure 3. GTC/HiPERCAM $r_s i_s z_s$ light curves phase binned (20 bins) on the 114.5 ± 3.5 min period, in which the respective average magnitudes have been subtracted. The phases are computed relative to the time of the first data point. Colors are the same as in Fig. 1. The whole cycle has been plotted twice for continuity.

pact jet are also unlikely, since the jet is not expected to make a dominant contribution to the optical emission in neutron star X-ray binaries (e.g., Russell et al. 2006; Migliari et al. 2010). Further, they should be more prominent in the red bands (e.g., Gandhi et al. 2016). All considered, although we cannot fully discard that the modulation may result from the detection of two ≈ 114 min long, color-independent and remarkably similar (in shape and amplitude) flares, a superhump origin for the observed modulation seems to be the most plausible scenario. We therefore tentatively propose an orbital period $P_{\text{orb}} \approx 114$ min for 4U 1812–12.⁴

4. DISCUSSION

4U 1812–12 is a strong ultra-compact X-ray binary candidate. It shows several of the distinctive characteristics of the class, related to their compact geometry (small accretion disk) and nature (hydrogen-exhausted donor; see more details in in ’t Zand et al. 2007; Ar-

⁴ Negative superhumps, with a period slightly shorter than the P_{orb} , have also been detected in some systems, and are suggested to be produced by retrograde precession of a tilted disk.

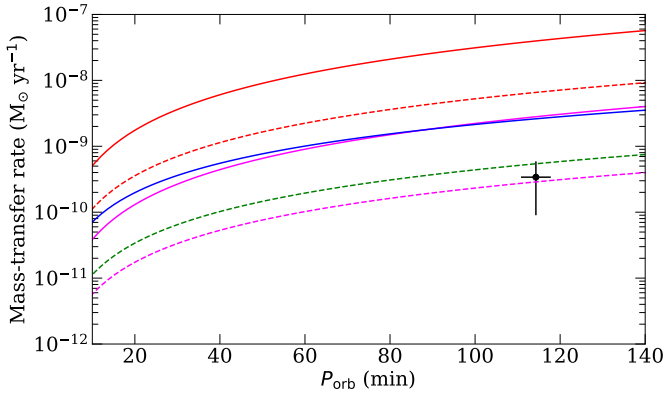


Figure 4. Stability limits for non-irradiated pure-helium disks (red solid line), for irradiated pure-helium disks (red dashed line), for non-irradiated C/O disks (blue solid line), for irradiated mixed-composition disks (green dashed line), for non-irradiated solar-composition disks (magenta solid line) and for irradiated solar-composition disks (magenta dashed line) according to Menou et al. (2002) and Lasota et al. (2008). The black dot corresponds to 4U 1812-12 assuming the tentative ≈ 114 -min orbital period and the mass transfer rate reported in this work (see Section 4).

mas Padilla & López-Navas 2019). In particular, since its discovery 50 years ago by the Uhuru mission (Forman et al. 1976), the system has been repeatedly detected in the X-rays at $\sim (3-10) \times 10^{-10} \text{ erg cm}^{-2} \text{ s}^{-1}$ (depending on the X-ray band), which together with the suggested distance of $2.3 - 4.6 \text{ kpc}$ (Cocchi et al. 2000; Jonker & Nelemans 2004; Galloway et al. 2020), translates to a persistent X-ray luminosity of $\sim 0.1-1 \times 10^{36} \text{ erg s}^{-1}$ (e.g. Warwick et al. 1981; Barret et al. 2003; Wilson et al. 2003; Munro et al. 2005; Tarana et al. 2006). This persistent activity at such low X-ray luminosity prompted in 't Zand et al. (2007) to propose an ultra-compact orbit for the source, since only small disks can be entirely ionized at such low accretion rates (Lasota 2001). In the same way, Bassa et al. (2006) suggested a short orbital period based on the very dim optical counterpart ($g \simeq 25$, $r \simeq 23 \text{ mag}$; Armas Padilla et al. 2020), since the X-ray (to optical) reprocessing scales with the size of the accretion disk (van Paradijs & McClintock 1994). Yet, possibly the most compelling evidence for the ultra-compact nature of 4U 1812-12 is the absence of hydrogen features in its optical spectrum (Armas Padilla et al. 2020), in particular $H\alpha$, which is typically the most prominent optical emission line in LMXBs with hydrogen-rich donor stars (Charles & Coe 2006).

If we assume that 4U 1812-12 is indeed an ultra-compact system (i.e., hydrogen poor), the numerous short thermonuclear bursts displayed by the source would need to be fuelled by pure He, pointing to a He-rich donor (see Armas Padilla et al. 2020). Con-

sidering evolutionary tracks for donor stars in ultra-compact binaries, the derived mass transfer rate⁵ of $\sim (3.4 \pm 2.5) \times 10^{-10} \text{ M}_{\odot} \text{ yr}^{-1}$ translates into an orbital period of $\simeq 20 \text{ min}$ and $\gtrsim 35 \text{ min}$ for a He white dwarf and a He-star donor, respectively. However, according to disk instability models for irradiated He accretion disks, the orbital period should be $\lesssim 25 \text{ min}$ in order to sustain a stable disk ($\lesssim 40 \text{ min}$ in the case of a C/O disk; Menou et al. 2002; Lasota et al. 2008).

4.1. An ultra-compact X-ray binary progenitor?

Our tentative $P_{\text{orb}} \approx 114 \text{ min}$ lies outside the ultra-compact zone of $P_{\text{orb}} < 80 \text{ min}$, contrary to what was expected from the aforementioned observational properties. The binary orbital separation is still large enough to fit a main sequence star. In fact, a 114-min orbit would require a very late M-type main sequence star or a brown dwarf to fill its Roche lobe (Faulkner et al. 1972; Cox 2000; Rappaport et al. 2021). In such cases, the system mass ratio would be $q = M_2/M_1 < 0.04$ (assuming $M_1 = 1.4 \text{ M}_{\odot}$), which is in agreement with the low mass ratio required to produce superhump modulations (Whitehurst & King 1991). Further, according to evolutionary sequences for LMXBs, systems with an initial companion star mass $\approx 0.6 - 3 \text{ M}_{\odot}$ and an orbital period below the bifurcation period evolve by shrinking the orbit to a minimum period that can be as low as $P_{\text{orb}} \simeq 80 \text{ min}$ (see e.g., Rappaport et al. 1982; Podsiadlowski et al. 2002). Both scenarios could be valid for 4U 1812-12. However, the lack of hydrogen features in its optical spectrum is difficult to reconcile with these binary solutions. Nevertheless, we note that some transient LMXBs with hydrogen-rich companions did not show $H\alpha$ emission during some phases of the outburst (see Jiménez-Ibarra et al. 2019; Stoop et al. 2021 and references therein).

A very appealing alternative for the nature of the system is that 4U 1812-12 is a progenitor of an ultra-compact X-ray binary. In this case, the donor star would be an evolved main-sequence star that started mass transfer near or just after the point of central hydrogen exhaustion, and is progressively getting closer to the compact object on its path to the ultra-compact period regime (i.e., the system is in the so-called evolved main-sequence star channel; see Nelemans et al. 2010). In this scenario, traces of hydrogen can still be present

⁵ We derived the mass transfer rate following Coriat et al. (2012), assuming an average 2-10 keV X-ray unabsorbed continuum flux of $3.8 \times 10^{-10} \text{ erg cm}^{-2} \text{ s}^{-1}$ (Cocchi et al. 2000), a bolometric correction of 2.9 (for which we account a 25 per cent uncertainty; in 't Zand et al. 2007) and a distance of $2.3 - 4.6 \text{ kpc}$ (Jonker & Nelemans 2004; Galloway et al. 2020).

in the donor star photosphere ($X_s \sim 0.1$), and therefore in the accretion disk (Nelemans et al. 2010; Nelson & Rappaport 2003; Podsiadlowski et al. 2002). This scenario would reconcile all the observables of 4U 1812–12. First, this solution would be consistent with it being a persistent system, since the mass transfer rate is of the same order as the critical mass transfer rate in an accretion disk with mixed composition ($X = 0.1$ and $Y = 0.9$, Lasota et al. 2008, see Fig. 4). Second, such a low fraction of hydrogen would not affect the duration of thermonuclear bursts (Cumming 2003), which is in agreement with the numerous short thermonuclear events displayed by the source (Cocchi et al. 2000; Galloway et al. 2020). Finally, this low fraction of hydrogen would not be detectable in the optical spectrum (Werner et al. 2006), in agreement with the observations of Armas Padilla et al. (2020).

4.2. An ultra-compact X-ray binary with a 114-min orbital period?

According to evolutionary models, ultra-compact X-ray binaries can evolve towards orbital periods of 100 – 110 min or longer if the donor is heated and inflated, or if the donor’s mass loss via winds is taken into account (van Haaften et al. 2012; Van Haaften et al. 2012). However, the predicted mass transfer rate at these longer periods is below $\sim 10^{-12} M_\odot \text{ yr}^{-1}$, which is two orders of magnitude lower than that of 4U 1812–12. We note that these computed tracks are for a helium or carbon-oxygen white dwarf companion that fully fills its Roche lobe. The evolutionary tracks for He-star donors presented in Heinke et al. (2013) provide higher mass transfer rates, which may explain the group of persistent ultra-compact systems with orbital periods longer than $\simeq 40$ min and high mass accretion rates. Still, these tracks were calculated only for orbital periods up to 60 min. Thus, the evolution beyond this value is unclear, as is the stage where the He-star core stops expanding.

Setting aside the uncertainties that surround the above He-star evolutionary paths, this tantalizing scenario (i.e., an evolved 114-min ultra-compact system) might be still plausible from a pure stability point of view. Although the mass transfer rate of 4U 1812–12 sits below the disk instability lines for both pure He and non-irradiated C/O disks, an irradiated C/O disk would maintain stability if the critical mass transfer rate drops by a similar amount than He and Solar-abundance disks when irradiation is taken into account (i.e., by a factor of 6 – 10, see Fig. 4, Menou et al. 2002; Lasota et al. 2008). As a matter of fact, evolutionary calculations show that He-star donors can be C/O rich stars with some traces of helium left (Nelemans et al. 2010). Fur-

thermore, we note that our calculated mass transfer rate is an upper limit, since it does not account for possible mass loss via outflows (see e.g., Fender & Muñoz-Darias 2016; Hernández Santisteban et al. 2019; Marino et al. 2019), and therefore the actual mass-transfer rate might still sit above the instability thresholds.

5. CONCLUSIONS

We have presented time-resolved HiPERCAM/GTC photometry of the ultra-compact X-ray binary candidate 4U 1812–12. The $r_s i_s z_s$ light curves show a clear sawtooth-like periodic modulation that resembles a superhump. An ANOVA periodogram of the z_s -band light curve favors a period of $\simeq 114$ min. We tentatively propose this as the orbital period of 4U 1812–12, challenging the previously proposed ultra-compact nature of the binary.

We discuss possible scenarios for the nature of the system. Based on its properties, namely its persistently dim luminosity, optical spectrum and short thermonuclear type I bursts, we suggest that 4U 1812–12 is an ultra-compact X-ray binary progenitor whose orbit is shrinking towards the ultra-compact regime and has an evolved main-sequence star with a low fraction of photospheric hydrogen as donor star.

Additional high-quality observations of 4U 1812–12 are desirable in order to verify the persistence of the periodic modulation and confirm the orbital period of the system.

This work is supported by the Spanish Ministry of Science under grants PID2020–120323GB–I00 and EUR2021–122010. We acknowledge support from the Consejería de Economía, Conocimiento y Empleo del Gobierno de Canarias and the European Regional Development Fund (ERDF) under grant with reference ProID2021010132 and ProID2020010104. The design and construction of HiPERCAM was funded by the European Research Council under the European Union’s Seventh Framework Programme (FP/2007–2013) under ERC–2013–ADG Grant Agreement no. 340040 (HiPERCAM). HiPERCAM operations and VSD are supported by STFC grant ST/V000853/1. Based on observations made with the Gran Telescopio Canarias (GTC), installed at the Spanish Observatorio del Roque de los Muchachos of the Instituto de Astrofísica de Canarias, on the island of La Palma. This research made use of Peranso (www.peranso.com), a light curve and period analysis software.

Facilities: GTC(HiPERCAM)

Software: ANOVA (Schwarzenberg-Czerny 1996), HiPERCAM pipeline (<https://github.com/HiPERCAM/>), Peranso (www.peranso.com)

REFERENCES

- Armas Padilla, M., & López-Navas, E. 2019, *Monthly Notices of the Royal Astronomical Society*, 488, 5014, doi: [10.1093/mnras/stz2004](https://doi.org/10.1093/mnras/stz2004)
- Armas Padilla, M., Muñoz-Darias, T., Jiménez-Ibarra, F., et al. 2020, *Astronomy and Astrophysics*, 644, A63, doi: [10.1051/0004-6361/202038997](https://doi.org/10.1051/0004-6361/202038997)
- Barret, D., Olive, J. F., & Oosterbroek, T. 2003, *Astronomy & Astrophysics*, 400, 643, doi: [10.1051/0004-6361:20030011](https://doi.org/10.1051/0004-6361:20030011)
- Bassa, C. G., Jonker, P. G., In 't Zand, J. J. M., & Verbunt, F. 2006, *Astronomy & Astrophysics*, 446, L17, doi: [10.1051/0004-6361:200500229](https://doi.org/10.1051/0004-6361:200500229)
- Callanan, P. J., Grindlay, J. E., & Cool, A. M. 1995, *Publications of the Astronomical Society of Japan*, 47, 153.
<https://ui.adsabs.harvard.edu/abs/1995PASJ...47..153C>
- Casares, J., & Jonker, P. G. 2014, *Space Science Reviews*, 183, 223, doi: [10.1007/s11214-013-0030-6](https://doi.org/10.1007/s11214-013-0030-6)
- Charles, P. A., & Coe, M. J. 2006, in *In: Compact stellar X-ray sources*. Edited by Walter Lewin & Michiel van der Klis., ed. W. Lewin & M. van der Klis, Vol. 39 (Cambridge University Press), 690, doi: [10.1177/01461079070370020502](https://doi.org/10.1177/01461079070370020502)
- Chou, Y., Grindlay, J. E., & Bloser, P. F. 2001, *The Astrophysical Journal*, 549, 1135, doi: [10.1086/319443](https://doi.org/10.1086/319443)
- Cocchi, M., Bazzano, A., Natalucci, L., et al. 2000, *Astronomy and Astrophysics*, 357, 527.
<http://arxiv.org/abs/astro-ph/0003151>
- Coriat, M., Fender, R. P., & Dubus, G. 2012, *Monthly Notices of the Royal Astronomical Society*, 424, 1991, doi: [10.1111/j.1365-2966.2012.21339.x](https://doi.org/10.1111/j.1365-2966.2012.21339.x)
- Cox, A. N. 2000, *Allen's astrophysical quantities*, \skytel, 100, 72
- Cumming, A. 2003, *The Astrophysical Journal*, 595, 1077, doi: [10.1086/377446](https://doi.org/10.1086/377446)
- Dhillon, V. S., Bezawada, N., Black, M., et al. 2021, *MNRAS*, 507, 350, doi: [10.1093/mnras/stab2130](https://doi.org/10.1093/mnras/stab2130)
- Faulkner, J., Flannery, B. P., & Warner, B. 1972, *\apjl*, 175, L79+
- Fender, R., & Muñoz-Darias, T. 2016, in *Lecture Notes in Physics*, ed. F. Haardt, V. Gorini, U. Moschella, A. Treves, , & M. Colpi, Vol. 905 (Springer International Publishing), 65–100, doi: [10.1007/978-3-319-19416-5_{-}3](https://doi.org/10.1007/978-3-319-19416-5_{-}3)
- Forman, W., Tananbaum, H., & Jones, C. 1976, *The Astrophysical Journal*, 206, L29, doi: [10.1086/182126](https://doi.org/10.1086/182126)
- Galloway, D. K., in 't Zand, J., Chenevez, J., et al. 2020, *The Astrophysical Journal Supplement Series*, 249, 32, doi: [10.3847/1538-4365/ab9f2e](https://doi.org/10.3847/1538-4365/ab9f2e)
- Gandhi, P., Littlefair, S. P., Hardy, L. K., et al. 2016, *Monthly Notices of the Royal Astronomical Society*, 459, 554, doi: [10.1093/mnras/stw571](https://doi.org/10.1093/mnras/stw571)
- Haswell, C. A., King, A. R., Murray, J. R., & Charles, P. A. 2001, *Monthly Notices of the Royal Astronomical Society*, 321, 475, doi: [10.1046/j.1365-8711.2001.04034.x](https://doi.org/10.1046/j.1365-8711.2001.04034.x)
- Heinke, C. O., Ivanova, N., Engel, M. C., et al. 2013, *The Astrophysical Journal*, 768, 184, doi: [10.1088/0004-637X/768/2/184](https://doi.org/10.1088/0004-637X/768/2/184)
- Hernández Santisteban, J. V., Cúneo, V., Degenaar, N., et al. 2019, *Monthly Notices of the Royal Astronomical Society*, 488, 4596, doi: [10.1093/mnras/stz1997](https://doi.org/10.1093/mnras/stz1997)
- Hynes, R. I., Charles, P. A., Garcia, M. R., et al. 2004, *The Astrophysical Journal*, 611, L125, doi: [10.1086/424005](https://doi.org/10.1086/424005)
- in 't Zand, J. J. M., Jonker, P. G., & Markwardt, C. B. 2007, *Astronomy & Astrophysics*, 465, 953, doi: [10.1051/0004-6361:20066678](https://doi.org/10.1051/0004-6361:20066678)
- Jiménez-Ibarra, F., Muñoz-Darias, T., Armas Padilla, M., et al. 2019, *Monthly Notices of the Royal Astronomical Society*, 484, 2078, doi: [10.1093/mnras/sty3457](https://doi.org/10.1093/mnras/sty3457)
- Jonker, P. G., & Nelemans, G. 2004, *Monthly Notices of the Royal Astronomical Society*, 354, 355, doi: [10.1111/j.1365-2966.2004.08193.x](https://doi.org/10.1111/j.1365-2966.2004.08193.x)
- Lasota, J.-P. 2001, *New Astronomy Reviews*, 45, 449, doi: [10.1016/S1387-6473\(01\)00112-9](https://doi.org/10.1016/S1387-6473(01)00112-9)
- Lasota, J.-P., Dubus, G., & Kruk, K. 2008, *Astronomy & Astrophysics*, 486, 523, doi: [10.1051/0004-6361:200809658](https://doi.org/10.1051/0004-6361:200809658)
- Marino, A., DI Salvo, T., Burderi, L., et al. 2019, *Astronomy and Astrophysics*, 627, 125, doi: [10.1051/0004-6361/201834460](https://doi.org/10.1051/0004-6361/201834460)
- Menou, K., Perna, R., & Hernquist, L. 2002, *The Astrophysical Journal*, 564, L81, doi: [10.1086/338909](https://doi.org/10.1086/338909)
- Migliari, S., Tomsick, J. A. A., Miller-Jones, J. C. A. C. A., et al. 2010, *Astrophysical Journal*, 710, 117, doi: [10.1088/0004-637X/710/1/117](https://doi.org/10.1088/0004-637X/710/1/117)
- Muno, M. P., Belloni, T., Dhawan, V., et al. 2005, *The Astrophysical Journal*, 626, 1020, doi: [10.1086/429987](https://doi.org/10.1086/429987)

- Nelemans, G., Yungelson, L. R., Sluys, M. V. D., & Tout, C. A. 2010, *Monthly Notices of the Royal Astronomical Society*, 401, 1347, doi: [10.1111/j.1365-2966.2009.15731.x](https://doi.org/10.1111/j.1365-2966.2009.15731.x)
- Nelson, L. A., & Rappaport, S. 2003, *The Astrophysical Journal*, 598, 431, doi: [10.1086/378798](https://doi.org/10.1086/378798)
- O'Donoghue, D., & Charles, P. A. 1996, *Monthly Notices of the Royal Astronomical Society*, 282, 191, doi: [10.1093/mnras/282.1.191](https://doi.org/10.1093/mnras/282.1.191)
- Patterson, J., Kemp, J., Harvey, D., et al. 2005, *The Publications of the Astronomical Society of the Pacific*, 117, 1204. [http://cba.phys.columbia.edu.http://arxiv.org/abs/astro-ph/0507371](http://cba.phys.columbia.edu/http://arxiv.org/abs/astro-ph/0507371)
- Podsiadlowski, P., Rappaport, S., & Pfahl, E. D. 2002, *The Astrophysical Journal*, 565, 1107, doi: [10.1086/324686](https://doi.org/10.1086/324686)
- Rappaport, S., Joss, P. C., & Webbink, R. F. 1982, *The Astrophysical Journal*, 254, 616, doi: [10.1086/159772](https://doi.org/10.1086/159772)
- Rappaport, S., Vanderburg, A., Schwab, J., & Nelson, L. 2021, *The Astrophysical Journal*, 913, 118, doi: [10.3847/1538-4357/abf7b0](https://doi.org/10.3847/1538-4357/abf7b0)
- Retter, A., Chou, Y., Bedding, T. R., & Naylor, T. 2002, *Monthly Notices of the Royal Astronomical Society*, 330, L37, doi: [10.1046/j.1365-8711.2002.05280.x](https://doi.org/10.1046/j.1365-8711.2002.05280.x)
- Russell, D. M., Fender, R. P., Hynes, R. I., et al. 2006, *Monthly Notices of the Royal Astronomical Society*, 371, 1334, doi: [10.1111/j.1365-2966.2006.10756.x](https://doi.org/10.1111/j.1365-2966.2006.10756.x)
- Schwarzenberg-Czerny, A. 1991, *MNRAS*, 253, 198, doi: [10.1093/mnras/253.2.198](https://doi.org/10.1093/mnras/253.2.198)
- . 1996, *ApJL*, 460, L107, doi: [10.1086/309985](https://doi.org/10.1086/309985)
- Shahbaz, T., Dhillion, V. S., Marsh, T. R., et al. 2003, *Monthly Notices of the Royal Astronomical Society*, 346, 1116, doi: [10.1111/j.1365-2966.2003.07158.x](https://doi.org/10.1111/j.1365-2966.2003.07158.x)
- Shahbaz, T., Russell, D. M. M., Zurita, C., et al. 2013, *Monthly Notices of the Royal Astronomical Society*, 434, 2696, doi: [10.1093/mnras/stt1212](https://doi.org/10.1093/mnras/stt1212)
- Smak, J. 2010, *Acta Astronomica*, 60, 357
- Stoop, M., van den Eijnden, J., Degenaar, N., et al. 2021, *Monthly Notices of the Royal Astronomical Society*, 507, 330, doi: [10.1093/mnras/stab2127](https://doi.org/10.1093/mnras/stab2127)
- Tarana, A., Bazzano, A., Ubertini, P., et al. 2006, *A&A*, 448, 335, doi: [10.1051/0004-6361:20053917](https://doi.org/10.1051/0004-6361:20053917)
- Thomas, J. K., Charles, P. A., Buckley, D. A., et al. 2022, *Monthly Notices of the Royal Astronomical Society*, 509, 1062, doi: [10.1093/mnras/stab3033](https://doi.org/10.1093/mnras/stab3033)
- Van Haaften, L. M., Nelemans, G., Voss, R., & Jonker, P. G. 2012, *Astronomy and Astrophysics*, 541, A22, doi: [10.1051/0004-6361/201218798](https://doi.org/10.1051/0004-6361/201218798)
- van Haaften, L. M. M., Nelemans, G., Voss, R., Wood, M. A. A., & Kuipers, J. 2012, *Astronomy & Astrophysics*, 537, A104, doi: [10.1051/0004-6361/201117880](https://doi.org/10.1051/0004-6361/201117880)
- van Paradijs, J., & McClintock, J. E. 1994, *Astronomy and Astrophysics*, 290, 133. <https://ui.adsabs.harvard.edu/abs/1994A&A...290..133V>
- van Paradijs, J., & McClintock, J. E. 1995, in *X-ray Binaries*, ed. W. H. G. Lewin, J. van Paradijs, & E. P. J. van den Heuvel, 58–125
- van Paradijs, J., van der Klis, M., & Pedersen, H. 1988, *\aaps*, 76, 185. <https://ui.adsabs.harvard.edu/abs/1988A%26AS...76..185V/abstract>
- Verbunt, F., & van den Heuvel, E. P. J. 1995, in *X-ray Binaries*, 457–494. <https://ui.adsabs.harvard.edu/abs/1995xrbi.nasa..457V>
- Warwick, R. S., Marshall, N., Fraser, G. W., et al. 1981, *Monthly Notices of the Royal Astronomical Society*, 197, 865, doi: [10.1093/mnras/197.4.865](https://doi.org/10.1093/mnras/197.4.865)
- Werner, K., Nagel, T., Rauch, T., Hammer, N. J., & Dreizler, S. 2006, *Astronomy & Astrophysics*, 450, 725, doi: [10.1051/0004-6361:20053768](https://doi.org/10.1051/0004-6361:20053768)
- Whitehurst, R., & King, A. 1991, *Monthly Notices of the Royal Astronomical Society*, 249, 25, doi: [10.1093/mnras/249.1.25](https://doi.org/10.1093/mnras/249.1.25)
- Wilson, C. A., Patel, S. K., Kouveliotou, C., et al. 2003, *The Astrophysical Journal*, 596, 1220, doi: [10.1086/377473](https://doi.org/10.1086/377473)
- Zurita, C., Casares, J., & Shahbaz, T. 2003, *The Astrophysical Journal*, 582, 369, doi: [10.1086/344534](https://doi.org/10.1086/344534)
- Zurita, C., Durant, M., Torres, M. A. P., et al. 2008, *The Astrophysical Journal*, 681, 1458, doi: [10.1086/588721](https://doi.org/10.1086/588721)
- Zurita, C., Casares, J., Shahbaz, T., et al. 2002, *Monthly Notices of the Royal Astronomical Society*, 333, 791, doi: [10.1046/j.1365-8711.2002.05450.x](https://doi.org/10.1046/j.1365-8711.2002.05450.x)