

Degree-Based Topological Indices of a General Random Chain

Saylé C. Sigarreta and Hugo Cruz-Suárez.

April 2022

Abstract: Let $G = (V(G), E(G))$ a graph, many important topological indices can be defined as $TI(G) = \sum_{vu \in E(G)} h(d_v, d_u)$. In this paper, we look at one type of general random chains and an alternative approach to study these kinds of topological indices is proposed. In which their explicit analytical expressions of the expected values and variances are obtained. Moreover, the asymptotic normality of topological indices of a random chain is established through the Martingale Central Limit Theorem.

1 Introduction

All graphs considered in this paper are finite, simple and connected unless otherwise specified. A graph is a pair $G = (V(G), E(G))$ of sets such that the elements of $V(G)$ are the nodes of the graph G and the elements of $E(G)$ are its edges. Undoubtedly, graph theory concepts are potentially applicable for many purposes, for instance, a chemical graph is a model of a chemical system, i.e., a graph is used to represent a molecule by considering the atoms as the nodes of the graph and the molecular bonds as the edges.

On the other hand, the topological indices quantify the structural information contained in the graph and are independent of the numbering of the nodes and edges. In 1947, Wiener began to use topological indices to study some physico-chemical properties of alkanes, thus giving rise to chemical graph theory (Wiener 1947). In fact, since then, several topological indices have been introduced and extensively studied to better understand the molecular structure (Kulli 2020; Rauf, Naeem, and Bukhari 2021; Shao, Jahanbani, and Sheikholeslami 2020). In particular, Sombor index was recently introduced by Gutman in (Gutman 2021). Recent papers about Sombor index can be found in (Liu, Chen, Xiao, Fang, and Tang 2021; Chen, Li, and Wang 2021; Liu, You, Tang, and Liu 2021; Alikhani and Ghanbari 2021; Amin, Virk, Rehman, and Shah 2021; Das, Çevik, Cangul, and Shang 2021). Nowadays, the characterization of molecular structure through topological indices is performed using chemical graph theory, for this reason, this theory plays a vital role in the design of molecular structures with desired physico-chemical or biological properties.

By the way, many important topological indices (degree-based topological indices) can be defined as

$$TI(G) = \sum_{vu \in E(G)} h(d_v, d_u), \quad (1)$$

where h is some function with the property $h(x, y) = h(y, x)$ for $x, y \in \{1, 2, \dots\}$ and d_v is the degree of a node v . Here $h_{x,y} := h(x, y)$.

In the field of random chains analysis, topological indices have been an evolving research topic for the past two decades (Shang 2015). Multiple topological indices have been analyzed for different random chains, such as, random cyclooctane chains ((Raza and Imran 2021),(Wei, Ke, and Wang 2018)), random polyphenyl chains ((Raza, Naz, and Ahmad 2022),(Ke, Wei, and Huang 2021)), random phenylene chains ((Raza 2021), (Raza 2020a)), random spiro chains ((Jahanbani 2020),(Raza 2020b)) and random hexagonal chains ((Dobrynin, Gutman, Klavžar, and Žigert 2002),(Fang, You, and Liu 2021)). In ((Zhang, You, Liu, and Huang 2021), Definition 2.1) the authors introduced the definition of a general random chain ($G_n = G(n, p_1, p_2, \dots, p_m)$). In addition, the article was devoted to establishing the distributions for Sombor indices in a general random chain, in which their explicit analytical expressions of the expected values and variances were obtained. Note that, G_n is constructed by a zero-order Markov process (*OMP*) since the probabilities p_i are constants.

Now, let L_n denote the link selected at time $n \geq 2$, i.e., L_2 denote the initial link and for $n \geq 3$, L_n denote a random variable with range $\{1, 2, \dots, m\}$ and let $p_i = \mathbb{P}(L_n = i)$. Hence, at time $n - 1 \geq 2$, the random vector $(L_2, L_3, \dots, L_{n-1})$ can be associated to G_{n-1} , indicating the links chose in the construction of G_{n-1} . Next at time n , by definition, $(L_2, L_3, \dots, L_{n-1}, L_n)$ is the random vector associated to G_n .

Clearly, let $n \geq 3$ there is a change between G_{n-1} and G_n . This change consists of the degrees of the vertices connected by edges that are in G_n and were not in G_{n-1} and the degrees of the vertices in both G_{n-1} and G_n connected by edges that were modified by going from G_{n-1} to G_n (this type of edges are in both G_{n-1} and G_n and also at least the degree of one of its endvertices was modified). We say that a general random chain is a *OMP*-random chain, if for all $n, N \geq 3$ and for all realization of G_{n-1} and G_{N-1} the change between G_{n-1} and G_n^i is equal to the change between G_{N-1} and G_N^i , i.e., the change is independent of n and of the links selected in the previous events (the change depends only on the link selected in the last step).

In this manuscript, our main purpose is to determine explicit formulas for the expected values, variances and asymptotic distribution for topological indices defined in Equation (1) in a *OMP*-random chain.

2 Main Results and Proofs

In this section, we state and prove our main results. First, let $n, m \geq 2$ and $i \in \{1, 2, \dots, m\}$, then $TI_n = TI(G_n)$ and for $n \geq 3$, $TI_{n,i} = TI(G_n^i)$, $\alpha_i = TI_{3,i} - TI_2$, $\alpha = \sum_{i=1}^m \alpha_i p_i$ and $\beta = \sum_{i=1}^m \alpha_i^2 p_i$.

Theorem 1. *Let $G_n = G(n, p_1, p_2, \dots, p_m)$ be a 0MP-random chain, then for $n \geq 2$*

$$\begin{aligned}\mathbb{E}(TI_n) &= TI_2 + \alpha(n - 2), \\ V(TI_n) &= (\beta - \alpha^2)(n - 2).\end{aligned}$$

Proof. Let $n \geq 3$, since G_n is a 0MP-random chain, it follows by definition of $TI(G)$ in Equation (1) the following almost-sure relation of TI_n conditional on \mathbb{F}_{n-1} and the random variable L_n

$$TI_{n,L_n} - TI_{n-1} = TI_{3,L_n} - TI_2, \quad (2)$$

where \mathbb{F}_{n-1} denotes the σ -field generated by the history of the growth of the random chain in the first $n - 1$ stages. Now for $n \geq 3$, we take the expectation with respect to L_n to get

$$\begin{aligned}\mathbb{E}(TI_n | \mathbb{F}_{n-1}) &= \sum_{i=1}^m (TI_{n-1} + \alpha_i) p_i \\ &= TI_{n-1} + \sum_{i=1}^m \alpha_i p_i,\end{aligned}$$

where, $\alpha_i = TI_{3,i} - TI_2$. Then, taking expectation, we obtain a recurrence relationship for $\mathbb{E}(TI_n)$,

$$\mathbb{E}(TI_n) = \mathbb{E}(TI_{n-1}) + \sum_{i=1}^m \alpha_i p_i. \quad (3)$$

We solve Equation (3) with the initial value $\mathbb{E}(TI_2) = TI_2$ and we obtain the result stated in the theorem,

$$\mathbb{E}(TI_n) = TI_2 + \alpha(n - 2),$$

where $\alpha = \sum_{i=1}^m \alpha_i p_i$. The expression for $\mathbb{E}(TI_n^2)$ follows in a similar manner,

$$\begin{aligned} \mathbb{E}(TI_n^2 | \mathbb{F}_{n-1}) &= \sum_{i=1}^m (TI_{n-1} + \alpha_i)^2 p_i \\ &= \sum_{i=1}^m TI_{n-1}^2 p_i + 2TI_{n-1} \alpha_i p_i + \alpha_i^2 p_i \\ &= TI_{n-1}^2 + 2TI_{n-1} \alpha + \beta, \end{aligned}$$

where $\beta = \sum_{i=1}^m \alpha_i^2 p_i$, thus

$$\begin{aligned} \mathbb{E}(TI_n^2) &= \mathbb{E}(TI_{n-1}^2) + 2\alpha \mathbb{E}(TI_{n-1}) + \beta \\ &= \mathbb{E}(TI_{n-1}^2) + 2\alpha TI_2 + 2\alpha^2(n-3) + \beta, \end{aligned}$$

with $\mathbb{E}(TI_2^2) = TI_2^2$, then iterating, it is obtained that

$$\mathbb{E}(TI_n^2) = TI_2^2 + (2\alpha TI_2 + \beta)(n-2) + (n-3)(n-2)\alpha^2.$$

The variance of TI_n is obtained immediately by taking the difference between $\mathbb{E}(TI_n^2)$ and $\mathbb{E}(TI_n)^2$,

$$\begin{aligned} V(TI_n) &= \beta(n-2) + ((n-2)(n-3) - (n-2)^2) \alpha^2 \\ &= (\beta - \alpha^2)(n-2), \end{aligned}$$

proving the theorem. □

Note that the following equivalences are verified: $TI_n = TI_2 + \alpha(n-2)$ a.s. with $n \geq 3$ (a deterministic sequence) if and only if $\beta - \alpha^2 = 0$ if and only if $\alpha_1 = \alpha_2 = \dots = \alpha_m$. Now, we exploit a martingale formulation to investigate the asymptotic behavior of TI_n when $\beta - \alpha^2 > 0$. The key idea is to consider a transformation M_n and we require that the transformed random variables form a martingale in the next proposition.

Proposition 1. For $n \geq 2$, $\{M_n = TI_n - \alpha(n-2)\}_n$ is a martingale with respect to \mathbb{F}_n .

Proof. Firstly, observe that $\mathbb{E}(|M_n|) < +\infty$. Let $n \geq 3$, then by Theorem 1,

$$\begin{aligned}\mathbb{E}(M_n | \mathbb{F}_{n-1}) &= \mathbb{E}(TI_n - \alpha(n-2) | \mathbb{F}_{n-1}) = \mathbb{E}(TI_n | \mathbb{F}_{n-1}) - \alpha(n-2) \\ &= TI_{n-1} + \alpha - \alpha(n-2) \\ &= TI_{n-1} - \alpha(n-3) \\ &= M_{n-1}.\end{aligned}$$

The proof is completed. □

We use the notation \xrightarrow{D} to denote convergence in distribution and \xrightarrow{P} to denote convergence in probability. The random variable $N(\mu, \sigma^2)$ appears in the following theorem to denote the normal distribution with mean μ and variance σ^2 .

Theorem 2. As $n \rightarrow \infty$,

$$\frac{TI_n - \alpha(n-2)}{\sqrt{n}} \xrightarrow{D} N(0, \beta - \alpha^2).$$

Proof. Note that, for $k \geq 3$ and $i \in \{1, 2, \dots, m\}$, by using Equation (2), we have

$$|\nabla M_k| = |\nabla TI_k - \alpha| \leq 2 \max_i \{|\alpha_i|\},$$

where $\nabla M_k = M_k - M_{k-1}$ and $\nabla TI_k = TI_k - TI_{k-1}$. Then, as n goes to ∞

$$\lim_{n \rightarrow \infty} \frac{|\nabla M_k|}{\sqrt{n}} = 0.$$

That is, given $\varepsilon > 0$, there exists an $N_0(\varepsilon) > 0$ such that, the sets $\{|\nabla M_k| > \varepsilon\sqrt{n}\}$ are empty for all $n > N_0(\varepsilon)$. In what follows, we conclude that

$$U_n := \frac{1}{n} \sum_{k=3}^n \mathbb{E} \left((\nabla M_k)^2 \mathbb{I}_{\{|\nabla M_k| > \varepsilon\sqrt{n}\}} | \mathbb{F}_{k-1} \right),$$

converges to 0 almost surely, hence, $U_n \xrightarrow{P} 0$. Then, the Lindeberg's condition is verified. Next, the conditional variance condition is given by

$$V_n := \frac{1}{n} \sum_{k=3}^n \mathbb{E} \left((\nabla M_k)^2 | \mathbb{F}_{k-1} \right) \xrightarrow{P} \beta - \alpha^2.$$

Note that,

$$\begin{aligned}
\frac{1}{n} \sum_{k=3}^n \mathbb{E} \left((\nabla M_k)^2 \mid \mathbb{F}_{k-1} \right) &= \frac{1}{n} \sum_{k=3}^n \mathbb{E} \left((\nabla T I_k - \alpha)^2 \mid \mathbb{F}_{k-1} \right) \\
&= \frac{1}{n} \sum_{k=3}^n \sum_{i=1}^m (\alpha_i - \alpha)^2 p_i \\
&= \frac{n-2}{n} \sum_{i=1}^m (\alpha_i - \alpha)^2 p_i.
\end{aligned}$$

By the Martingale Central Limit Theorem (Hall and Heyde 2014), we thus obtain the stated result, since

$$\begin{aligned}
\sum_{i=1}^m (\alpha_i - \alpha)^2 p_i &= \sum_{i=1}^m \alpha_i^2 p_i - 2\alpha \sum_{i=1}^m \alpha_i p_i + \alpha^2 \\
&= \beta - \alpha^2.
\end{aligned}$$

□

Using Theorem 1, we may use Theorem 2 to find the following result.

Corollary 1. *As $n \rightarrow \infty$,*

$$\frac{TI_n - \mathbb{E}(TI_n)}{\sqrt{V(TI_n)}} \xrightarrow{D} N(0, 1).$$

The following theorem gives further details on the distribution for topological indices in a general random chain. Here, $M_R(\cdot)$ denotes the moment generating function of a random variable R .

Theorem 3. *Let G_n with $n \geq 2$ be a random chain. Then,*

$$TI_n = TI_2 + a^T X,$$

where $m \geq 2$, $a^T = (\alpha_1, \alpha_2, \dots, \alpha_m)$ and $X = (X_1, X_2, \dots, X_m)$ is a multinomial random variable with parameters $n-2$ and (p_1, p_2, \dots, p_m) .

Proof. Let $t \in \mathbb{R}$, note that,

$$\begin{aligned}
\mathbb{E} \left(e^{tTI_n} \mid \mathbb{F}_{n-1} \right) &= \sum_{i=1}^m e^{tTI_{n-1}} e^{t\alpha_i p_i} \\
&= e^{tTI_{n-1}} \sum_{i=1}^m e^{t\alpha_i p_i}.
\end{aligned}$$

Thus, we can conclude that

$$M_{TI_n}(t) = M_{TI_{n-1}}(t) \sum_{i=1}^m e^{t\alpha_i} p_i.$$

We may therefore write,

$$\begin{aligned} M_{TI_n}(t) &= M_{TI_2}(t) \left(\sum_{i=1}^m e^{t\alpha_i} p_i \right)^{n-2} \\ &= M_{TI_2}(t) M_X(\alpha_1 t, \alpha_2 t, \dots, \alpha_m t) \\ &= M_{TI_2}(t) M_{a^T X}(t), \end{aligned}$$

which completes the proof. \square

It is useful to note that the approximation given in Corollary 1 is identical to the one obtained by using Theorem 3 and the Central Limit Theorem in the case of random vectors (Severini et al. 2012).

3 Examples

In order to apply the results obtained in Section 2, we present the following corollaries.

Corollary 2. *Let $RPC_n = RPC(n, p_1, p_2, p_3)$ be a random phenylene chain with $n \geq 2$. Then*

$$TI_n = AX + Bn + C,$$

$$\mathbb{E}(TI_n) = (Ap_1 + B)n - 2Ap_1 + C,$$

$$\mathbb{V}(TI_n) = A^2 p_1 (1 - p_1) (n - 2),$$

$$\frac{TI_n - \mathbb{E}(TI_n)}{\sqrt{\mathbb{V}(TI_n)}} \xrightarrow{D} N(0, 1),$$

where $A = 2h_{2,3} - h_{2,2} - h_{3,3}$, $B = h_{2,2} + 2h_{2,3} + 5h_{3,3}$, $C = 4h_{2,2} - 6h_{3,3}$ and $X \sim \text{Binomial}(n - 2, p_1)$.

Proof. Let G denote a hexagon, then a random phenylene chain is constructed by the following way: for $n = 1$ and $n = 2$, RPC_n are shown in Figure 1. For $n \geq 3$, the terminal hexagon can be attached in three ways, which results in RPC_n^1, RPC_n^2 and RPC_n^3 , respectively, see Figure 2. By definition, we have that RPC_n is a $0MP$ -random chain. Hence applying the results obtained in Section 2, we complete the proof. \square

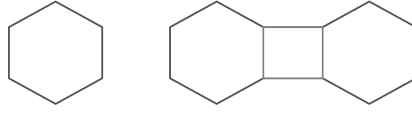


Figure 1: The graphs of RPC_1 and RPC_2 .

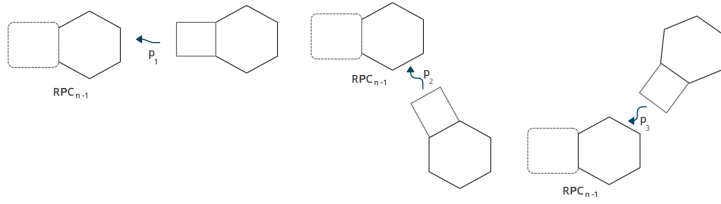


Figure 2: RPC_n .

Corollary 3. Let $RPoC_n = RPoC(n, p_1, p_2, p_3)$ be a random polyphenyl chain with $n \geq 2$. Then

$$TI_n = AX + Bn + C,$$

$$\mathbb{E}(TI_n) = (Ap_1 + B)n - 2Ap_1 + C,$$

$$\mathbb{V}(TI_n) = A^2 p_1 (1 - p_1) (n - 2),$$

$$\frac{TI_n - \mathbb{E}(TI_n)}{\sqrt{\mathbb{V}(TI_n)}} \xrightarrow{D} N(0, 1),$$

where $A = h_{2,2} - 2h_{2,3} + h_{3,3}$, $B = 2h_{2,2} + 4h_{2,3} + h_{3,3}$, $C = 4h_{2,2} - 4h_{2,3} - h_{3,3}$ and $X \sim \text{Binomial}(n - 2, p_1)$.

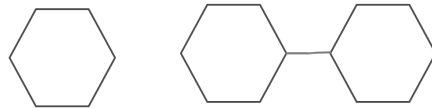


Figure 3: The graphs of $RPoC_1$ and $RPoC_2$.

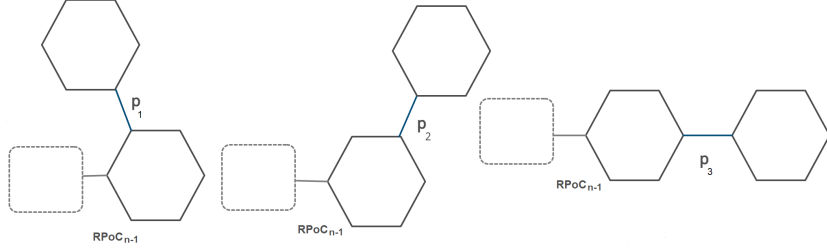


Figure 4: The three link ways for $RPoC_n (n \geq 3)$.

Proof. Let G denote a hexagon, then a random polyphenyl chain is constructed by the following way: for $n = 1$ and $n = 2$, $RPoC_n$ are shown in Figure 3. For $n \geq 3$, the terminal hexagon can be attached in three ways, which results in $RPoC_n^1$, $RPoC_n^2$ and $RPoC_n^3$, respectively, see Figure 4. By definition, we have that $RPoC_n$ is a OMP -random chain. Hence applying the results obtained in Section 2, we complete the proof. \square

Corollary 4. Let $RCC_n = RCC(n, p_1, p_2, p_3, p_4)$ be a random cyclooctane chain with $n \geq 2$. Then

$$TI_n = AX + Bn + C,$$

$$\mathbb{E}(TI_n) = (Ap_1 + B)n - 2Ap_1 + C,$$

$$\mathbb{V}(TI_n) = A^2 p_1 (1 - p_1) (n - 2),$$

$$\frac{TI_n - \mathbb{E}(TI_n)}{\sqrt{\mathbb{V}(TI_n)}} \xrightarrow{D} N(0, 1),$$

where $A = h_{2,2} - 2h_{2,3} + h_{3,3}$, $B = 4h_{2,2} + 4h_{2,3} + h_{3,3}$, $C = 4h_{2,2} - 4h_{2,3} - h_{3,3}$ and $X \sim \text{Binomial}(n - 2, p_1)$.

Proof. Let G denote a octagon, then a random cyclooctane chain is constructed by the following way: for $n = 1$ and $n = 2$, RCC_n are shown in Figure 5. For $n \geq 3$, the terminal octagon can be attached in four ways, which results in RCC_n^1 , RCC_n^2 , RCC_n^3 and RCC_n^4 respectively, see Figure 6. By definition, we have that RCC_n is a OMP -random chain. Hence applying the results obtained in Section 2, we complete the proof. \square

Remark 1. By Corollaries 2,3 and 4, we have

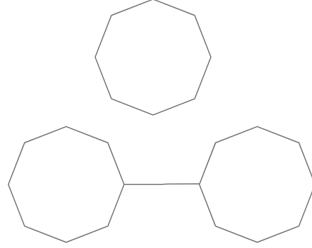


Figure 5: The graphs of RCC_1 and RCC_2 .

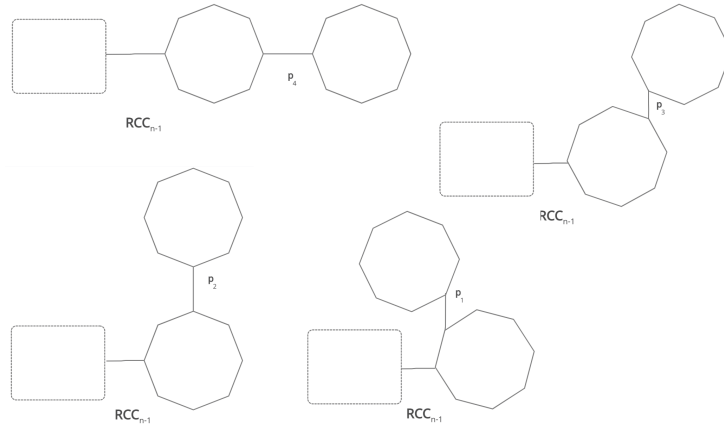


Figure 6: The four link ways for $RCC_n (n \geq 3)$.

1. $A_{RCC_n} = A_{RPOC_n} = -A_{RPC_n}$,
2. $C_{RCC_n} = C_{RPOC_n}$.
3. $h_{2,2} + h_{3,3} = 2h_{2,3}$ if and only if $TI_n = Bn + C$ for $n \geq 2$.
4. If $h(x, y) = x^a + y^a$ with $a \in \mathbb{R}$, thus $h_{2,2} + h_{3,3} = 2h_{2,3}$, hence $TI_n = Bn + C = \sum_{v \in V(G)} (d_v)^{a+1}$, because of the identity (Došlić, Réti, and Vukičević 2011)

$$\sum_{vu \in E(G)} (d_v)^a + (d_u)^a = \sum_{v \in V(G)} (d_v)^{a+1}.$$

5. A similar argument may be used to show that random hexagonal and random spiro chains are OMP-random chains.

Finally, given a fixed $p_1 = 0.5$, we independently generate 500 replications of each random chain after $n = 10\,000$ evolutionary steps. Next, we compute some

topological indices of each generated random chain, the resulting histograms are depicted in Figure 7, 8, 9 and 10. In addition, we use the kernel method to estimate the density based on the sample, presented in Figure 7, 8, 9 and 10 as well.

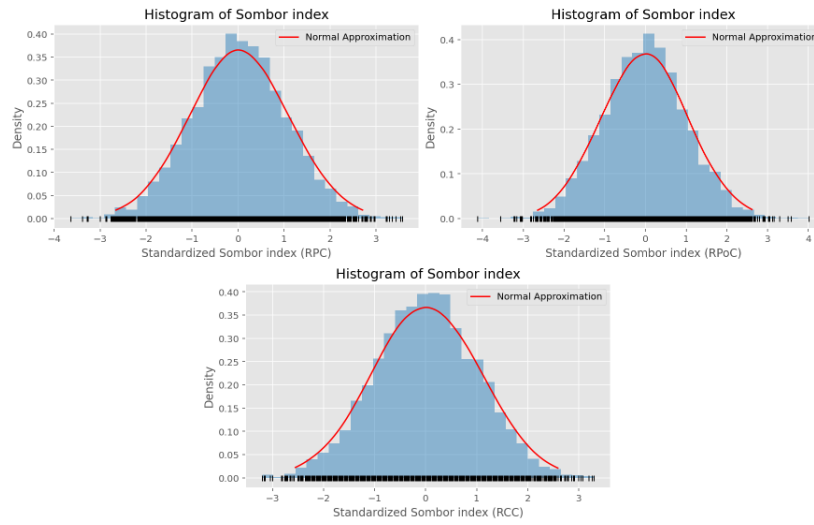


Figure 7: *S*.

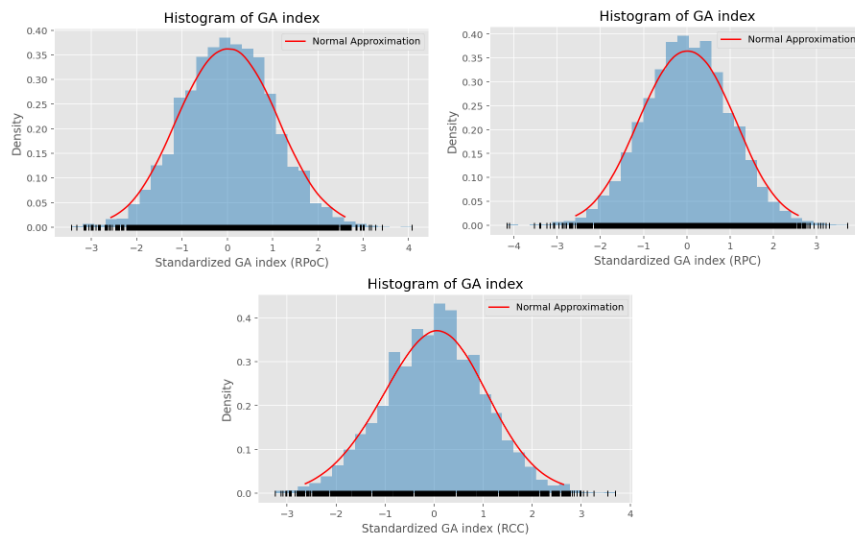


Figure 8: *GA*.

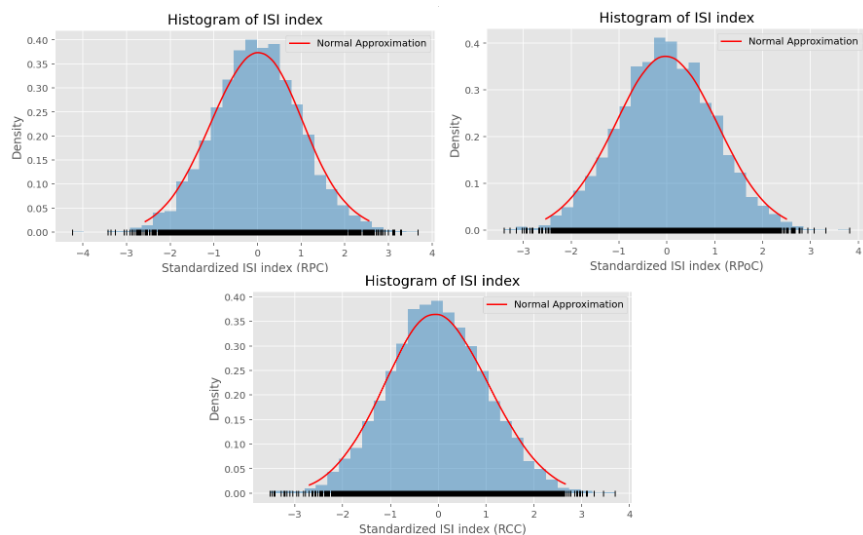


Figure 9: ISI .

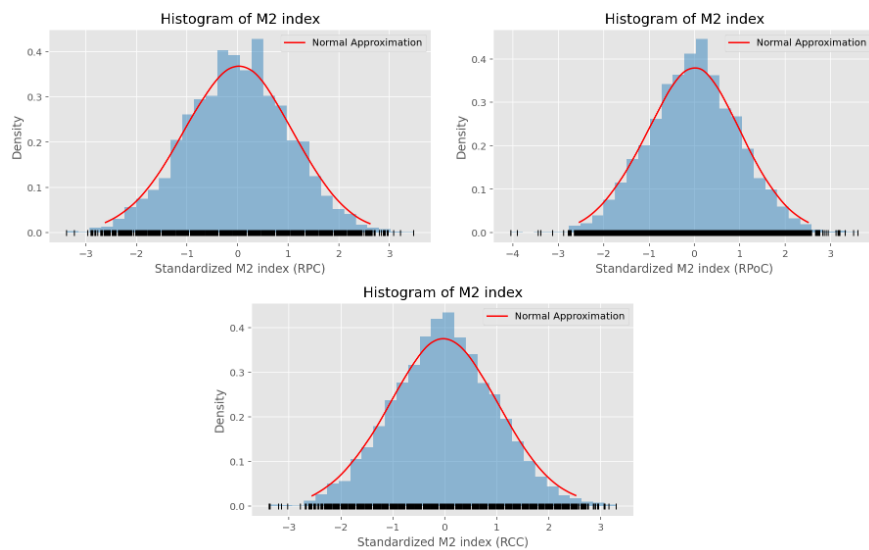


Figure 10: M_2 .

References

- Alikhani, S. and N. Ghanbari (2021). Sombor index of polymers. *MATCH Commun. Math. Comput. Chem.*
- Amin, S., A. U. R. Virk, M. Rehman, and N. A. Shah (2021). Analysis of

- Dendrimer Generation by Sombor Indices. *Journal of Chemistry*.
- Chen, H., W. Li, and J. Wang (2021). Extremal Values on the Sombor Index of Trees. *match Communications in Mathematical and in Computer Chemistry* 87(01), 23–49.
- Das, K. C., A. S. Çevik, I. N. Cangul, and Y. Shang (2021, January). On Sombor Index. *Symmetry* 13(1), 140.
- Dobrynin, A. A., I. Gutman, S. Klavžar, and P. Žigert (2002). Wiener Index of Hexagonal Systems. *Acta Applicandae Mathematicae*.
- Došlić, T., T. Réti, and D. Vukičević (2011). On the vertex degree indices of connected graphs. *Chemical Physics Letters* 512(4-6), 283–286.
- Fang, X., L. You, and H. Liu (2021). The expected values of Sombor indices in random hexagonal chains, phenylene chains and Sombor indices of some chemical graphs. *International Journal of Quantum Chemistry* 121(17), e26740.
- Gutman, I. (2021). Geometric Approach to Degree-Based Topological Indices: Sombor Indices. *MATCH Commun. Math. Comput. Chem* 86(1), 11–16.
- Hall, P. and C. C. Heyde (2014). *Martingale Limit Theory and Its Application*. New York: Academic press.
- Jahanbani, A. (2020). The First Zagreb and Randić Indices in Random Spiro Chains. *Polycyclic Aromatic Compounds*.
- Ke, X., S. Wei, and J. Huang (2021). The Atom-Bond Connectivity and Geometric-Arithmetic Indices in Random Polyphenyl Chains. *Polycyclic Aromatic Compounds* 41(9), 1873–1882.
- Kulli, V. (2020). Graph indices. *Handbook of Research on Advanced Applications of Graph Theory in Modern Society*.
- Liu, H., H. Chen, Q. Xiao, X. Fang, and Z. Tang (2021). More on Sombor indices of chemical graphs and their applications to the boiling point of benzenoid hydrocarbons. *International Journal of Quantum Chemistry* 121(17).
- Liu, H., L. You, Z. Tang, and J.-B. Liu (2021). On the Reduced Sombor Index and Its Applications. *MATCH Commun. Math. Comput. Chem* 86, 729–753.
- Rauf, A., M. Naeem, and S. U. Bukhari (2021). Quantitative structure–property relationship of Ev-degree and Ve-degree based topological indices : physico-chemical properties of benzene derivatives. *International Journal of Quantum Chemistry* 122(5).
- Raza, Z. (2020a). The expected values of arithmetic bond connectivity and geometric indices in random phenylene chains. *Heliyon* 6(7).
- Raza, Z. (2020b). The Harmonic and Second Zagreb Indices in Random Polyphenyl and Spiro Chains. *Polycyclic Aromatic Compounds*.

- Raza, Z. (2021). The expected values of some indices in random phenylene chains. *The European Physical Journal Plus* 136(1), 1–15.
- Raza, Z. and M. Imran (2021). Expected Values of Some Molecular Descriptors in Random Cyclooctane Chains. *Symmetry* 13(11).
- Raza, Z., K. Naz, and S. Ahmad (2022). Expected Values of Molecular Descriptors in Random Polyphenyl Chains. *Emerging Science Journal* 6(1), 151–165.
- Severini, T. A. et al. (2012). Elements of Distribution Theory. *Cambridge Books*.
- Shang, Y. (2015). Distance estrada index of random graphs. *Linear and Multilinear Algebra* 63(3), 466–471.
- Shao, Z., A. Jahanbani, and S. M. Sheikholeslami (2020). Multiplicative Topological Indices of Molecular Structure in Anticancer Drugs. *Polycyclic Aromatic Compounds* 42(2), 475–488.
- Wei, S., X. Ke, and Y. Wang (2018). Wiener Indices in Random Cyclooctane Chains. *Wuhan University Journal of Natural Sciences* 23(6).
- Wiener, H. (1947). Structural determination of paraffin boiling points. *Journal of the American chemical society* 69(1), 17–20.
- Zhang, W., L. You, H. Liu, and Y. Huang (2021). The expected values and variances for Sombor indices in a general random chain. *Applied Mathematics and Computation* 411, 126521.