

Phase diagram and magnetic excitations of J_1 - J_3 Heisenberg model on the square lattice

Muwei Wu¹, Shou-Shu Gong^{2,*}, Dao-Xin Yao^{1,3,†} and Han-Qing Wu^{1,‡}

¹*Center for Neutron Science and Technology, Guangdong Provincial Key Laboratory of Magnetoelectric Physics and Devices, State Key Laboratory of Optoelectronic Materials and Technologies, School of Physics, Sun Yat-sen University, Guangzhou, 510275, China*

²*Department of Physics and Peng Huanwu Collaborative Center for Research and Education, Beihang University, Beijing 100191, China*

³*International Quantum Academy, Shenzhen 518048, China*

(Dated: September 20, 2022)

We study the phase diagram and the dynamical spin structure factor of the spin-1/2 J_1 - J_3 Heisenberg model on the square lattice using density matrix renormalization group, exact diagonalization (ED), and cluster perturbation theory (CPT). By extrapolating the order parameters and studying the level crossings of the low-lying energy and entanglement spectra, we obtain the phase diagram of this model and identify a narrow region of quantum spin liquid (QSL) phase followed by a plaquette valence-bond solid (PVBS) state in the intermediate region, whose nature has been controversial for many years. More importantly, we use CPT and ED to study the dynamical spin structure factor in the QSL and the PVBS phase. In the QSL phase, the high-energy magnon mode completely turns into some dispersive weak excitations around the X and M points. For the PVBS phase, the low-energy spectrum is characterized by a gapped triplet excitation, and at the high energy, we find another branch of dispersive excitation with broad continua, which is unlike the plaquette phase in the 2×2 checkerboard model. In the latter case, the second branch of excitation is nearly flat due to the weak effective interactions between the local excitations of the plaquettes. And in the J_1 - J_3 Heisenberg model, the uniform interactions and the spontaneously translational symmetry breaking of the PVBS phase make the difference in the excitation spectra.

PACS numbers: 71.27.+a, 02.70.-c, 73.43.Nq, 75.10.Jm, 75.10.Kt, 75.10.Nr

I. INTRODUCTION

Geometry frustration and competing interactions in quantum magnets can lead to many novel phenomena [1], in which the quantum spin liquid (QSL) states [2] have gained much research interest in recent years. A QSL is an exotic quantum state beyond the Landau-Ginzburg-Wilson (LGW) paradigm, in which the conventional magnetic order and dimer order are prevented from being developed even at zero temperature. More interestingly, QSL states have long-range entanglement and emergent fractionalized excitations such as the neutral spinon, which obey the anyon statistics [2]. Therefore, while the absent conventional orders provide a necessary condition for detecting a QSL, the magnetic excitations that can be probed by inelastic neutron scattering experiment are playing a more important role in the identification of QSL states in both models and materials.

One of the most important models to search and study QSL is the square-lattice Heisenberg model with competing interactions. Due to the close relation with the parent compound of high-temperature superconductors [3, 4], the J_1 - J_2 square-lattice Heisenberg model has attracted a lot of studies on both the ground-state phase diagram and the excitation spectrum, by various methods

such as exact diagonalization (ED) [5–9], density matrix renormalization group (DMRG) [10–12], tensor network (TN) [13–20], variational Monte Carlo (VMC) [21–28], and many other methods [29–38]. These studies have proposed different candidate states for the intermediate paramagnetic region. Up to now, the consensus is that below the stripe magnetic phase, the system is in a weak valence-bond solid (VBS) phase, although its nature is still under debate between a plaquette VBS (PVBS) and a columnar VBS (CVBS). Between the Néel and the VBS phases, some new results support a gapless QSL phase [12, 20, 26, 28, 37], but its nature is far from clear. Meanwhile, due to the limit of system size in these studies, a direct Néel-VBS transition may not be excluded. For the magnetic excitation, a cluster perturbation theory (CPT) study [36] and a VMC study [27] both supported the existence of a gapless Z_2 spin liquid and found that the spectrum of this phase is characterized by a broad continuum. In experiment, there are many compound materials which may be effectively described by the J_1 - J_2 Heisenberg model, such as $\text{Li}_2\text{VOMoO}_4$ ($M = \text{Si, Ge}$) [39, 40], VOMoO_4 [41, 42], PbVO_3 [43], and $\text{Sr}_2\text{CuTe}_{1-x}\text{W}_x\text{O}_6$ [44–49]. QSL-like behaviors have been reported in some of these compounds [46–49].

To establish a better understanding of the competing phases in the square-lattice Heisenberg model, the J_1 - J_3 model has also been extensively studied in the past three decades [8, 13, 30, 50–62]. In the classical limit, the model has a Néel antiferromagnetic (NAF) phase and a spiral order phase, which are separated at $J_3/J_1 =$

* shoushu.gong@buaa.edu.cn

† yaodaoy@mail.sysu.edu.cn

‡ wuhanq3@mail.sysu.edu.cn

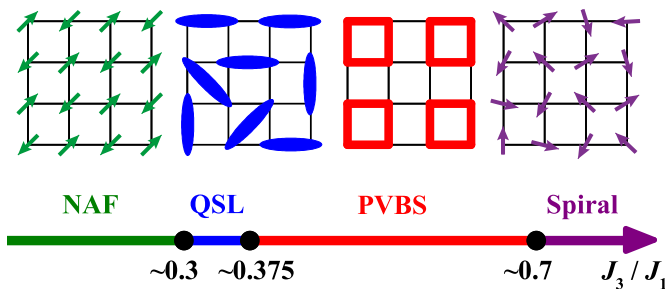


FIG. 1. Phase diagram of the spin-1/2 J_1 - J_3 Heisenberg model on the square lattice. When J_3 is small, the model is in the Néel antiferromagnetic (NAF) phase. With growing J_3 , it enters into a quantum spin liquid (QSL) phase for $0.3 \lesssim J_3/J_1 \lesssim 0.375$. In larger J_3 , there is a region of plaquette valence bond solid (PVBS) phase. Around $J_3/J_1 \simeq 0.7$, a phase transition between the PVBS phase and the spiral magnetic order phase occurs.

0.25 [30, 50–54]. After considering quantum fluctuations, a paramagnetic region also emerges near $J_3/J_1 = 0.5$. An early DMRG study [56] on the ladder with open boundary conditions suggested that the dimer order would vanish with the increase of the leg number and the ground state near $J_3 = 0.5$ may be a QSL. In contrast, an ED study [8] and a projected entangled pair state (PEPS) study [13] found that the ground state is likely to be a PVBS state, which was also supported by the series expansion (SE), coupled cluster method (CCM), and dynamical functional renormalization group (FRG) calculations [59]. A TN study further claimed that this PVBS state belongs to a higher-order symmetry-protected topological phase [62]. Very recently, a large-scale PEPS study [61] showed that there is a remarkable QSL phase ($0.28 \lesssim J_3/J_1 \lesssim 0.38$) between the Néel and the VBS phases, which is inherited from the QSL in the J_1 - J_2 model. This phase diagram provides a fascinating perspective to understand the emergent QSL phase from the neighbor deconfined quantum critical point (DQCP) [63–65]. The NAF-QSL and QSL-VBS phase transitions appear to be continuous, and the obtained critical exponents suggest that the two transitions may belong to new types of universality classes [61]. However, the nature of the VBS state was not determined in this large-scale simulation and the existence of the QSL phase was only probed by static properties. Therefore, in this paper, we reexamine the phase diagram of this model by combining the ED and DMRG calculations. We also explore the magnetic excitations in the VBS and the possible QSL phase, which are compared with the results of the J_1 - J_2 model as well.

The rest of this paper is organized as follows. In Sec. II, we introduce the model Hamiltonian and define the order parameters as well as the physical observables that we will calculate. In Sec. III A, we show the phase diagram obtained by our DMRG and ED results. As shown in Fig. 1, we identify that the paramagnetic region ac-

tually includes two phases: a QSL phase and a PVBS phase based on the calculation of the order parameters, energy spectrum, and entanglement spectrum. More importantly, in Sec. III B, we show the dynamical spin structure factor for different phases by CPT and ED. In the QSL phase, we find signals of some weak continua around the M and X points. And our study of the magnetic excitation in the PVBS phase will provide more theoretical understanding of the PVBS phase with spontaneously translational symmetry breaking. Finally, we provide a summary and discussion in Sec. IV.

II. MODEL AND METHOD

The Hamiltonian of the spin-1/2 J_1 - J_3 Heisenberg model on the square lattice reads

$$H = J_1 \sum_{\langle i,j \rangle} \hat{\mathbf{S}}_i \cdot \hat{\mathbf{S}}_j + J_3 \sum_{\langle\langle i,j \rangle\rangle} \hat{\mathbf{S}}_i \cdot \hat{\mathbf{S}}_j.$$

In the following calculation, we set $J_1 = 1$ as the energy unit. We use SU(2) DMRG [66, 67] and ED to study the ground-state phase diagram. For the magnetic excitation, we employ the ED and CPT [36, 68, 69] methods. The finite-size clusters with the periodic boundary conditions (torus geometry) used in the ED calculation are shown in Appendix A. The cylinder geometry we used in the DMRG calculation is the rectangular cylinder with the periodic boundary conditions in the y direction and the open boundary conditions in the x direction. To reduce the boundary effects, we choose the lattice size with $L_x \geq 2L_y$ (L_x and L_y represent the numbers of sites in the x and y directions, respectively) and take the correlations of the middle $L_y \times L_y$ sites to calculate the order parameters [10, 11, 70].

In order to determine the phase boundaries and detect possible dimer order in the intermediate paramagnetic phase, we calculate three kinds of order parameters. The first one is the Néel order parameter,

$$m_s^2 = \frac{1}{N} S(\mathbf{M}), \quad S(\mathbf{q}) = \frac{1}{N} \sum_{i,j} \langle \hat{\mathbf{S}}_i \cdot \hat{\mathbf{S}}_j \rangle e^{i\mathbf{q} \cdot (\vec{r}_i - \vec{r}_j)},$$

where $\mathbf{M} = (\pi, \pi)$. The other two kinds of order parameters are the dimer order parameters [8],

$$m_\lambda^2 = \frac{1}{N_b} S_\lambda, \quad S_\lambda = \sum_{(k,l)} \epsilon_\lambda(k,l) C_{ijkl},$$

where λ is either “VBC” (valence bond crystal) or “Col” (columnar), and N_b is the number of bonds used in the calculation of m_λ^2 . These two dimer order parameters can be analyzed together to distinguish the CVBS and the s -wave PVBS state whose symmetry-breaking state adiabatically connects to the direct product of $|\varphi_0\rangle$ shown in Fig. 14. For both VBS states, m_{VBC}^2 would be finite in the thermodynamic limit, while m_{Col}^2 would be finite

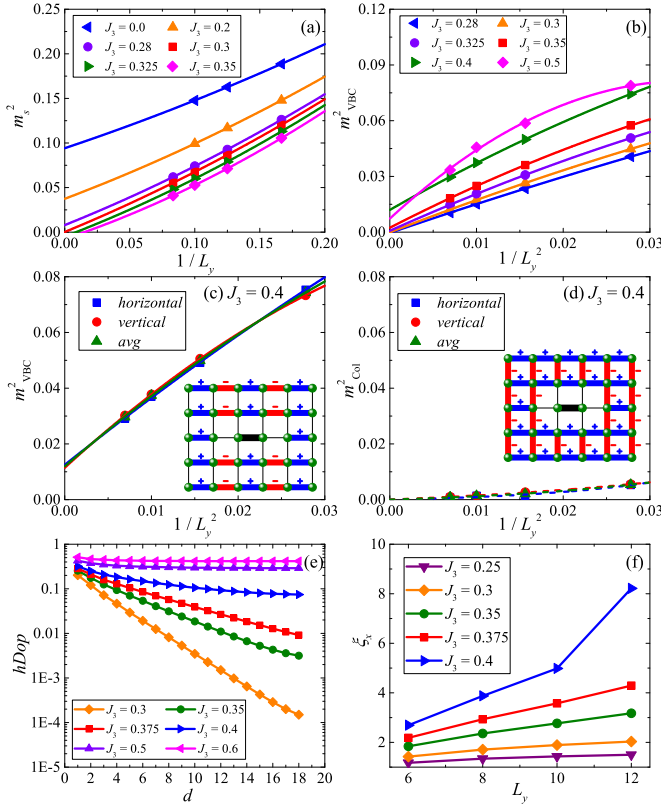


FIG. 2. Finite-size extrapolation of (a) the Néel order parameter m_s^2 and (b) the dimer order parameter m_{VBC}^2 . (c) and (d) are the extrapolation of the dimer order parameters m_{VBC}^2 and m_{Col}^2 at $J_3 = 0.4$ obtained with a horizontal reference bond, a vertical reference bond, and the averaged results of these two kinds of reference bonds. The lines in (a)–(c) are the second-order polynomial fits for the data. And the dashed lines in (d) are guides to the eye. The insets in (c) and (d) show the phase factors ϵ_λ for m_{VBC}^2 and m_{Col}^2 , respectively [8]. The bold bonds in the center of the insets represent the reference bond (i, j) in the calculation of the dimer order parameters m_λ^2 . (e) The logarithmic-linear plot of the hDOP with different J_3 . d is the distance measured from the boundary. The fitting of the exponential decay of the hDOP gives the decay length ξ_x . The hDOP at $J_3 = 0.5, 0.6$ are calculated on the cylinder geometry with $L_y = 10$, and the other data are obtained on the cylinder geometry with $L_y = 12$. (f) The decay length ξ_x of the horizontal dimer order vs L_y obtained by DMRG on the cylinder geometry.

only for the CVBS state and would be zero for the s -wave PVBS state [8]. The phase factors ϵ_λ of these two dimer order parameters are chosen as shown in the insets of Figs. 2(c) and 2(d), where the reference bond (i, j) locates in the middle of the cylinders, either along the x (horizontal) direction or the y (vertical) direction. The dimer-dimer correlation function C_{ijkl} is defined as

$$C_{ijkl} = 4 \left[\langle (\hat{\mathbf{S}}_i \cdot \hat{\mathbf{S}}_j) (\hat{\mathbf{S}}_k \cdot \hat{\mathbf{S}}_l) \rangle - \langle \hat{\mathbf{S}}_i \cdot \hat{\mathbf{S}}_j \rangle \langle \hat{\mathbf{S}}_k \cdot \hat{\mathbf{S}}_l \rangle \right].$$

We have also calculated the dimer structure factor

$$D(\mathbf{q}) = \frac{1}{2N} \sum_{\langle i,j \rangle} \sum_{\langle k,l \rangle} e^{-i\mathbf{q} \cdot \mathbf{r}_{ij,kl}} C_{ijkl},$$

where $\mathbf{r}_{ij,kl}$ means the displacement between the centers of two bonds which connect two pairs of nearest-neighbor sites, $\langle i, j \rangle$ and $\langle k, l \rangle$.

To study the magnetic excitation, we calculate the dynamical spin structure factor defined as

$$S^{+-}(\mathbf{q}, \omega) = \sum_n \left\{ |\langle \psi_n | \hat{S}_{\mathbf{q}}^+ | \psi_0 \rangle|^2 \delta[\omega - (E_n - E_0)] \right\},$$

where $\hat{S}_{\mathbf{q}}^+ = \frac{1}{N} \sum_i e^{-i\mathbf{q} \cdot \mathbf{r}_i} \hat{S}_i^+$ is the Fourier transform of the spin operator \hat{S}_i^+ , and $|\psi_n\rangle$ is the eigenstate of the Hamiltonian with energy E_n . Using ED, we calculate the dynamical spin structure factor $S^{+-}(\mathbf{q}, \omega)$ on the 36-site cluster under the periodic boundary conditions. Although the 36-site cluster may still be small to get the correct estimation of the thermodynamic-limit results, the results obtained by ED have no approximation and can also capture some important characteristics of the different phases in the J_1 – J_3 Heisenberg model, which will be shown in Sec. III B. And a small Lorentz broadening factor $\eta = 0.05$ is used in order to observe the prominent excitation peaks more clearly.

We also calculate the dynamical spin structure factor by using the bosonic version of the CPT method, which has been successfully applied to the J_1 – J_2 Heisenberg model on the square lattice [36]. By using the ED to do exact calculation within a cluster under the open boundary condition and treating the intercluster interaction as perturbations, the CPT method can get the dynamical spin structure factor $S^{+-}(\mathbf{q}, \omega)$ in the thermodynamic limit (more details can be found in Ref. [36]). In this paper, we use the 6×4 cluster and set $\eta = 0.15$ in the CPT calculation.

III. NUMERICAL RESULTS

A. Phase Diagram

First of all, we consider the Néel order parameter m_s^2 , which is shown in Fig. 2(a). By keeping up to 8000 SU(2) states to obtain convergent data in the DMRG calculation (the DMRG truncation errors are smaller than 1×10^{-5}), we calculate m_s^2 on cylinders with $L_y = 6 - 12$. We exclude $L_y = 4$ because the J_3 interaction along the y direction would be doubly counted. The second-order polynomial fitting of m_s^2 suggests that the Néel order vanishes at $J_3 \simeq 0.3$, instead of $J_3 = 0.25$ in the classical limit [30, 50–54]. The smooth vanishing of the extrapolated m_s^2 suggests a continuous phase transition.

Next, we use DMRG to calculate the dimer order parameters m_{VBC}^2 and m_{Col}^2 . Compared with the Néel order parameter m_s^2 , the dimer order parameters for large J_3

and large L_y are more difficult to converge in the DMRG calculation, especially for $J_3 \gtrsim 0.4$ and $L_y = 12$. Therefore, we extrapolate m_{VBC}^2 and m_{Col}^2 versus $1/m$ [m is the number of the $\text{SU}(2)$ states kept in DMRG calculation], which is shown in Fig. 9(a). In Figs. 2(c) and 2(d), we show m_{VBC}^2 and m_{Col}^2 at $J_3 = 0.4$, which are obtained by choosing different reference bonds. The results obtained with a horizontal and a vertical reference bond are almost the same at $J_3 = 0.4$. By a second-order polynomial fitting, m_{VBC}^2 is extrapolated to finite, while the values of m_{Col}^2 are always very small and approach zero in the thermodynamic limit. For a CVBS state, both m_{VBC}^2 and m_{Col}^2 would be finite, but for an s -wave PVBS state, only m_{VBC}^2 would be finite [8]. Therefore, our results indicate that the ground state at $J_3 = 0.4$ would be an s -wave PVBS, although some other kinds of VBS states still cannot be fully ruled out [58, 71, 72]. And the proposal of the PVBS state is further confirmed by the clear plaquette pattern of the nearest-neighbor bond energy obtained on the 8×8 cluster with the fully open boundary conditions, which are shown in Figs. 11(b)–11(d). To determine the phase region of this s -wave PVBS, we calculate m_{VBC}^2 with different reference bonds, and the finite-size extrapolation of the averaged m_{VBC}^2 at different J_3 is shown in Fig. 2(b). For $J_3 \lesssim 0.35$, the extrapolated m_{VBC}^2 is nearly zero, and it is clearly nonzero at $J_3 = 0.4$. With further increasing J_3 in the PVBS phase, as shown in Fig. 10(b) for $J_3 = 0.5$, the nearest-neighbor bond energies obtained on the cylinder geometry have strongly broken the translational symmetry and are highly dimerized in the x direction, which indicates a strong static dimer order. In this case, the dimer-dimer correlation function after subtracting the bond energy as the background may fail to identify the dimer order. Due to this reason, the scaling behavior of the dimer order parameter m_{VBC}^2 at $J_3 = 0.5$ is different from that at smaller J_3 , as shown in Fig. 2(b). And as shown in Fig. 10(a), at smaller J_3 such as $J_3 = 0.4$, the boundary-induced dimer order decays fast from the boundary to the bulk, and the bond energy is relatively uniform in the bulk of the cylinder. So, the dimer order parameter m_{VBC}^2 can successfully detect the dimer order at smaller J_3 .

In order to determine the critical J_3 where the PVBS order develops more accurately, we also study the decay length of the horizontal dimer order parameter (hDOP) [10, 11, 73] on the cylinders with $L_x \geq 3 L_y$. The hDOP is defined as the difference between the bond energies of two adjacent horizontal nearest-neighbor bonds, which is easier to converge in the DMRG calculation compared with the dimer correlation function and the calculated dimer order parameters. The hDOPs for different J_3 with $L_y \geq 10$ are shown in Fig. 2(e). For $J_3 \leq 0.375$, the hDOPs are nearly linear curves in the logarithmic-linear plot, meaning that the hDOPs decay exponentially with distance d from the boundary to the bulk. Then we use a function $\text{hDOP} \sim e^{-d/\xi_x}$ to fit the data and get the decay lengths ξ_x of the horizontal dimer order parameter, which are shown in Fig. 2(f). For $J_3 \lesssim 0.375$,

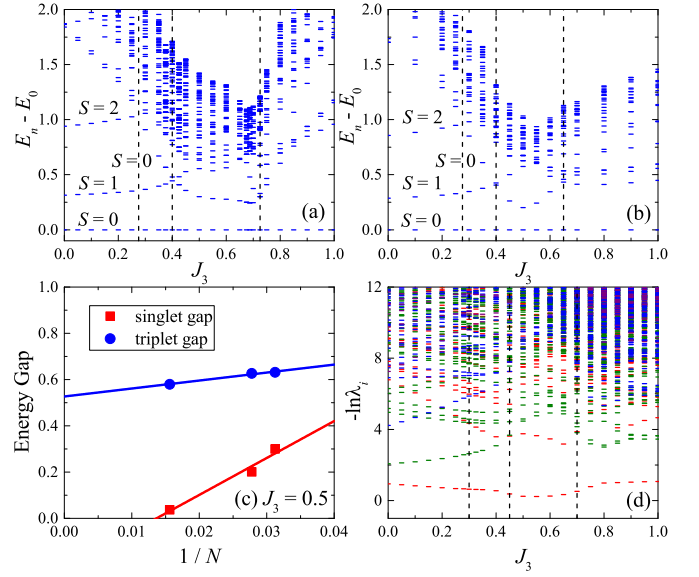


FIG. 3. The low-energy spectra obtained on the (a) 32-site and (b) 36-site clusters. (c) The linear extrapolation of the singlet and triplet gap obtained on the torus geometry vs $1/N$ at $J_3 = 0.5$. (d) The entanglement spectrum obtained on the cylinder geometry with $L_y = 8, L_x = 24$ by DMRG, in which the eigenvalues of the reduced density matrix λ_i with different total spin $S = 0, 1, 2$ and $S > 2$ are represented by red, green, blue, and purple bars, respectively.

ξ_x grows slowly and seems to be finite in the large-size limit. For $J_3 \gtrsim 0.375$, ξ_x grows faster than linear, especially for $L_y \geq 10$, indicating the existence of the dimer order. At $J_3 \simeq 0.375$, ξ_x increases almost linearly with L_y . Therefore, we take $J_3 \simeq 0.375$ as the critical J_3 where the system enters the PVBS phase, which is very close to $J_3 = 0.38$ obtained by the PEPS simulation [61]. With further growing J_3 , one can see that even on the cylinder with $L_y = 10$, the hDOP at $J_3 = 0.5$ and 0.6 are almost flat with distance d , which indicates the tendency of an increasing dimer order at $J_3 = 0.5$ and 0.6 .

Besides order parameters, energy level crossing in the low-energy spectrum may also help to determine phase boundaries, which usually has a smaller finite-size effect than other physical observables and has been applied to the J - Q model [74] and the J_1 - J_2 Heisenberg model on the square lattice [12, 37]. We also calculate the energy spectra for the J_1 - J_3 Heisenberg model with 32 and 36 sites, which are shown in Figs. 3(a) and 3(b), respectively. When J_3 is small, the ground state is the Néel state and the lowest-energy states in the sectors with different total spin S form the Anderson tower of states (TOS) [75–77]. In the thermodynamic limit, these states are degenerate and the ground state will spontaneously break spin $\text{SU}(2)$ symmetry; otherwise, on a finite-size lattice, they are nondegenerate and the finite-size excitation gaps increase with growing quantum number S . In our ED calculations, for both the 32- and 36-site clusters, the ground states are located in the singlet sector due to

TABLE I. The NAF-QSL, QSL-PVBS, and PVBS-Spiral transition points obtained by different physical observables. The corresponding methods and lattice sizes used to obtain these transition points are also listed.

Type	Physical Observable	Lattice Size	Method	$J_{3,c}$ (error)
NAF-QSL	m_s^2	Cylinders ($L_y = 6 - 12$)	DMRG	0.3 (0.025)
	Energy	Torus (32 sites)	ED	0.275 (0.025)
	Energy	Torus (36 sites)	ED	0.275 (0.025)
QSL-PVBS	Entanglement	Cylinders ($L_y = 8$)	DMRG	0.3 (0.025)
	m_{VBC}^2	Cylinders ($L_y = 6 - 12$)	DMRG	0.35 (0.05)
	ξ_x	Cylinders ($L_y = 6 - 12$)	DMRG	0.375 (0.025)
	Energy	Torus (32 sites)	ED	0.4 (0.025)
	Energy	Torus (36 sites)	ED	0.4 (0.05)
PVBS-Spiral	Entanglement	Cylinders ($L_y = 8$)	DMRG	0.45 (0.05)
	Energy	Torus (32 sites)	ED	0.725 (0.025)
	Energy	Torus (36 sites)	ED	0.65 (0.05)
	Entanglement	Cylinders ($L_y = 8$)	DMRG	0.7 (0.05)

the Lieb-Schultz-Mattis theorem [78]. With increasing J_3 , the triplet ($S = 1$) and quintuplet ($S = 2$) gaps gradually increase. At $J_3 \simeq 0.275$, the lowest-excited singlet state ($S = 0$) and the lowest quintuplet state cross, and the crossing point is close to the transition point obtained by the vanishing Néel order determined by the scaling of the order parameter in Fig. 2(a). At $J_3 \simeq 0.4$, the lowest-excited singlet state further crosses with the lowest triplet state. Although there is a finite-size effect, the NAF-QSL and QSL-PVBS transition points obtained from the level crossings in the low-energy spectra agree with those from the extrapolations of the order parameters.

In the PVBS phase, the ground state is a spin-singlet state and has a fourfold degeneracy which can be lifted by spontaneously translational symmetry breaking in the thermodynamic limit, and the triplet excitation would be gapped. However, due to the finite-size effect in the ED calculation, we can only identify three singlet states of the fourfold degeneracy, as shown in Figs. 3(a) and 3(b), which are located in the translational momentum sectors with $k = (0, 0)$, $(\pi, 0)$, and $(0, \pi)$, respectively. To determine the low-energy gaps in the PVBS phase, we calculate the energy gaps at $J_3 = 0.5$ obtained on the torus geometry with different lattice sizes, as shown in Fig. 3(c). The energy gaps of the 32- and 36-site clusters are calculated by ED (see the details in Fig. 12). The results of the 8×8 lattice are obtained by DMRG and have been extrapolated with the number of SU(2) states to get the convergent results. As shown in Fig. 3(c), the singlet gap $[E_1(S = 0) - E_0(S = 0)]$ is extrapolated to zero and the triplet gap $[E_0(S = 1) - E_0(S = 0)]$ is extrapolated to a finite value, which are consistent with the PVBS state. With the further increase of J_3 , another (avoided) energy

level crossing occurs at $J_3 \simeq 0.725$ for the 32-site cluster and at $J_3 \simeq 0.65$ for the 36-site cluster, which indicates the phase transition from the PVBS phase to the spiral order phase.

In Fig. 3(d), we also show the entanglement spectrum obtained by DMRG on the 24×8 cylinder geometry. From $J_3 = 0.0$ to $J_3 = 1.0$, the lowest spectrum level keeps only onefold degeneracy in the $S = 0$ sector, which has a gap from the higher spectra. For the higher spectra above the lowest level, there are crossings between the spectra with $S = 0$ and $S = 1$ at $J_3 \simeq 0.3$ and 0.45 , which are close to the phase transition points and may also be taken as the signal of phase transitions. Moreover, the level crossing also occurs at $J_3 \simeq 0.7$, which combined with the results of the energy spectra strongly suggest that the phase boundary between the PVBS and the spiral phase locates at $J_3 \simeq 0.7$. However, due to the change of the ordering momentum in the spiral phase with growing J_3 , it is difficult to obtain this transition point from the extrapolations of the spiral order parameter.

Employing ED and DMRG, we study the order parameters, energy spectra, and entanglement spectra of the J_1 - J_3 model. The corresponding transition points obtained by different physical observables and lattice sizes are listed in Table I. And the final phase diagram is shown in Fig. 1. Besides the NAF phase and spiral phase, which also exist in the classical limit, there are a QSL phase ($0.3 \lesssim J_3 \lesssim 0.375$) and a PVBS phase ($0.375 \lesssim J_3 \lesssim 0.7$) in the phase diagram. As shown in Figs. 2(a) and 2(b), the smooth vanishing (appearing) of the extrapolated m_s^2 (m_{VBC}^2) indicates that the NAF-QSL and QSL-PVBS transitions may both be continuous phase transitions. The PEPS simulation results even suggested that these

two transitions may belong to new types of universality classes [61]. Nonetheless, weak first-order transitions cannot be excluded due to the limit of the studied system size.

To further characterize the different phases, we also show the static spin structure factor $S(\mathbf{q})$ and the dimer structure factor $D(\mathbf{q})$ at different couplings in Fig. 4. At both $J_3 = 0.3$ and 0.5 , the static spin structure factors $S(\mathbf{q})$ show broad peaks around the M point, which come from the short-range spin correlation inherited from the Néel order and become weaker with the increase of J_3 . When approaching the spiral phase, the wave vector of maximum $S(\mathbf{q})$ gradually deviates from the M point. By using field-theory techniques and series expansion, a previous study [60] found that the spiral order is established at $J_3 \simeq 0.55$. In our study, the long-range spiral order is suppressed by quantum fluctuation until $J_3 \simeq 0.7$. However, there would be some short-range spiral order exist-

ing for $0.55 \lesssim J_3 \lesssim 0.7$ and how the short-range spiral order will affect the PVBS state still needs further study. In the spiral phase, the wave vector (Q, Q) of the Bragg peak should keep approaching $(\pi/2, \pi/2)$ with increasing J_3 . As shown in Figs. 4(a3) and 4(a4), although the 24×8 cylinder may not have (Q, Q) in the momentum space, the broadened peaks near $(\pi/2, \pi/2)$ are consistent with the spiral order on such a finite cluster. For the dimer structure factor $D(\mathbf{q})$ of the 36-site cluster obtained by ED, there is a wide range of broad continua around the original and new Brillouin zone edge at $J_3 = 0.3$. On the other hand, $D(\mathbf{q})$ has sharp peaks at the Σ momentum point of the new Brillouin zone at $J_3 = 0.5$, which agrees with the emergent VBS order.

B. Magnetic Excitation

In this section, we study the dynamical spin structure factor by using the CPT and ED methods. In Fig. 5, we show $S^{+-}(\mathbf{q}, \omega)$ obtained by the CPT method along the high-symmetry path $\Gamma(0,0) \rightarrow X(\pi,0) \rightarrow M(\pi,\pi) \rightarrow \Gamma(0,0)$ of the Brillouin zone [see the inset of Fig. 5(a)]. In the Néel phase, the spontaneous breaking of spin $SU(2)$ symmetry contributes a gapless Goldstone mode at the M point, as shown in Figs. 5(a) and 5(b). At low energy, our CPT results are consistent with the dispersion relations obtained by the linear spin-wave theory [50, 51, 53, 54], which indicates the reliability of our CPT results. At high energy around $\omega \approx 2.0$, the excitations obtained by the two methods have a slight difference which may be induced by magnon interactions and quantum fluctuation. And considering the first-order or even second-order $1/S$ correction in the spin-wave theory would reduce the difference [79]. For $J_3 = 0.0$ in Fig. 5(a), our CPT data are consistent with the previous CPT results [36]. With growing J_3 , the high-energy excitation at the X point becomes weaker and splits into two branches. Meanwhile, the intensity of the excitation tail slightly enhances. As shown in Fig. 7(b), these features can also be observed in the ED results obtained on the 36-site cluster, although the ED results have sharper peaks due to stronger finite-size effect and small Lorentz broadening factor η . With growing J_3 , for example at $J_3 = 0.2$, there is another branch of the excitation around the M point emerging at the energy scale $\omega \approx 2.0$. Meanwhile, the excitation mode at around point $(\pi/2, \pi/2)$ shifts to lower energy. As shown in Fig. 5(b), the deviation at high energy around $\omega \approx 2.0$ is more obvious with increasing J_3 , like the split of the excitation at the X point and the emergence of another branch of excitation around the M point at $\omega \approx 2.0$, and this may also indicate the enhancement of the quantum fluctuation when approaching the QSL phase. For the Néel phase in the J_1 - J_2 Heisenberg model, the gapless Goldstone mode remains at around the M point [36]. With growing J_2 , the excitation mode at around the X point gradually reduces to lower energy without visible splitting and, finally, the whole spectrum

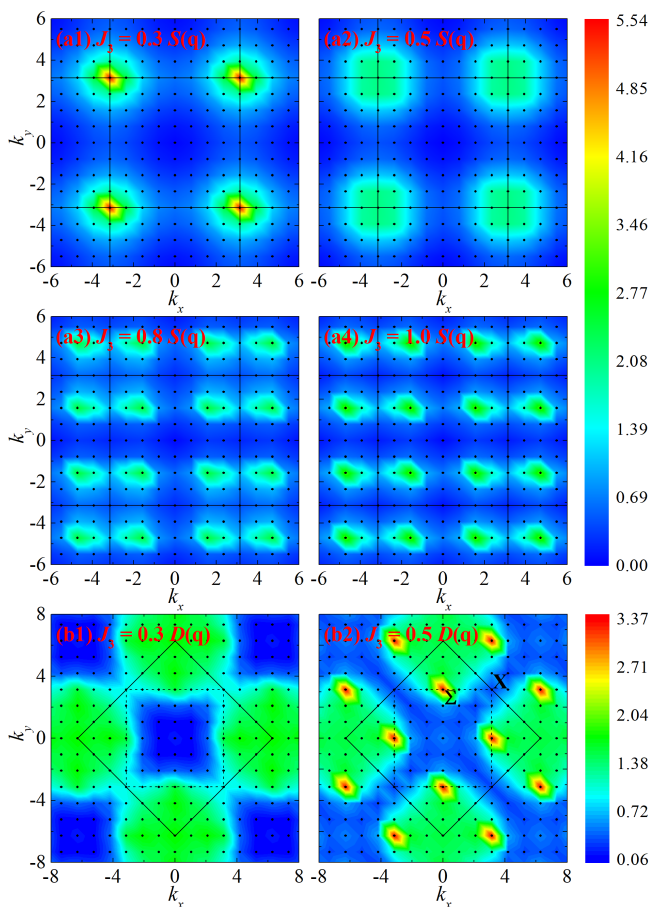


FIG. 4. The contour plots of (a1)–(a4) spin structure factor $S(\mathbf{q})$ obtained on the cylinder geometry with $L_y = 8$ by DMRG and (b1), (b2) dimer structure factor $D(\mathbf{q})$ obtained on the 36-site cluster by ED. The solid lines are the Brillouin zone edge of the original square lattice and the dashed lines in (b1) and (b2) are the Brillouin zone edge of the new square lattice formed by the centers of all the nearest-neighbor bonds in the original lattice.

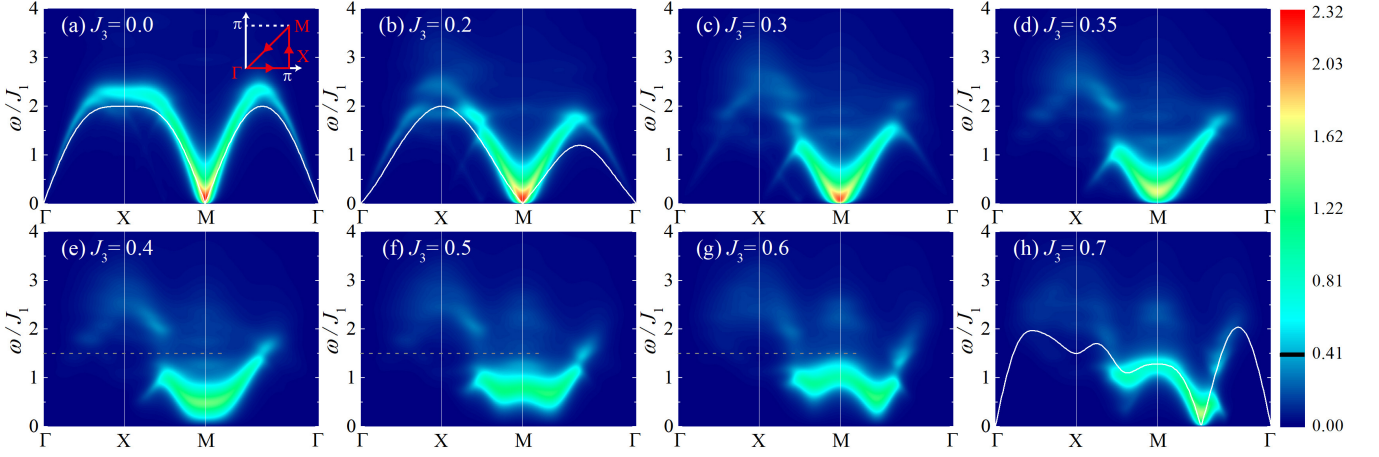


FIG. 5. Dynamical spin structure factors $S^{+-}(\mathbf{q}, \omega)$ at different J_3 calculated by the CPT method with 6×4 cluster tiling. The inset of (a) shows the momentum path in the Brillouin zone. In order to show some high-energy spectra with weaker intensity more clearly, we show $S^{+-}(\mathbf{q}, \omega)$ with different mapping to the color bar for the low- and high-intensity excitation spectra. Above the boundary value $U_0 = 0.4$, which is labeled by a black line on the color bar, a logarithmic mapping is used, $U = U_0 + \log_{10}[S^{+-}(\mathbf{q}, \omega)] - \log_{10}[U_0]$, and $U = S^{+-}(\mathbf{q}, \omega)$ while below the boundary value. The Lorentz broadening factor we use for this figure is $\eta = 0.15$. The white solid lines in (a), (b), and (h) are the dispersion relations obtained by the linear spin-wave theory [50, 51, 53, 54]. The dashed lines in (e)–(g) demonstrate the separation between the lower-energy and higher-energy excitations in the PVBS phase.

turns into a broad continuum in the QSL phase [36].

In the QSL phase of the J_1 – J_3 model, the strongest intensity still locates at around the M point, as shown in Figs. 5(c) and 5(d). At $J_3 = 0.3$, the lower branch of excitations at the X point becomes weaker and the corresponding excitation gap is smaller, compared with the spectra in the Néel phase. For the higher branch at the X point, it turns into some broad continua with only slightly weakened spectral intensity. As shown in Fig. 6(a) and Fig. 7(b), these dispersive excitations can also be seen in the ED results for $\omega \gtrsim 2.25$ and are formed by many weak excitation peaks. These continua may attribute to the deconfined spinons in the QSL phase. At $J_3 = 0.35$, a weak signal of a small gap is found in the low-energy spectrum and one can also see some weak continua in high energy around the M point. However, by using ED as a solver for the CPT method, we calculate the clusters up to 24 sites, in which it may still be hard to identify the gapped or gapless nature of the QSL phase. For the QSL phase in the J_1 – J_2 Heisenberg model, the spectrum is characterized by a broad continuum [36], while in the J_1 – J_3 model, there are only some weak continua in the low-energy spectrum around the X point when $J_3 = 0.3$ and 0.35.

Figures 5(e)–5(g) show the dynamical spin structure factors $S^{+-}(\mathbf{q}, \omega)$ obtained by CPT in the PVBS phase, which have the gapped spin-triplet excitation. Interestingly, it seems that there is another excitation with residual broad continua above $\omega \sim 1.5J_1$, which is separated from the lower-energy excitation by a gap [see the dashed lines in Figs. 5(e)–5(g)]. Such a similar feature has also been observed in the quantum Monte Carlo results of the 2×2 checkerboard model [80]. And we also show our CPT

results of the same model in Fig. 13 to do the comparison. In that model, caused by the nonuniform interactions, the translational symmetry is already broken in the Hamiltonian and its ground state is in the plaquette phase when

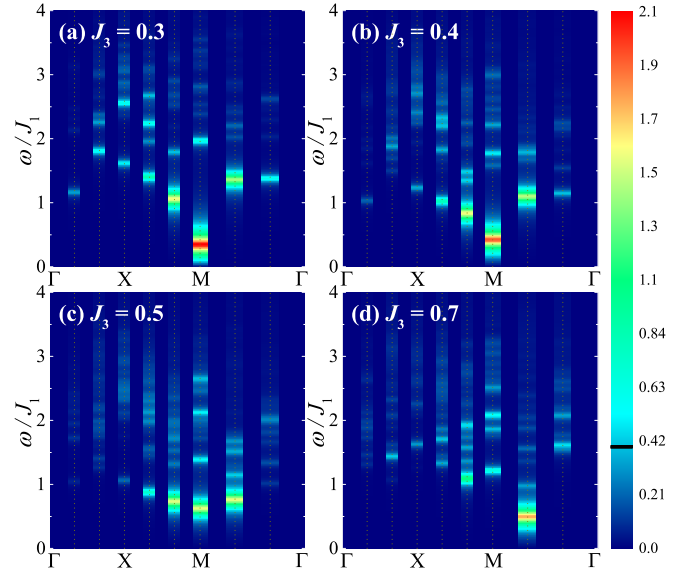


FIG. 6. Dynamical spin structure factors $S^{+-}(\mathbf{q}, \omega)$ at different J_3 calculated by ED. The results are shown in the similar way to Fig. 5 and the boundary value $U_0 = 0.4$ is labeled by a black line on the color bar. The Lorentz broadening factor we use for this figure is $\eta = 0.05$. The dotted lines indicate the momentum points contained in the momentum space of the 36-site cluster.

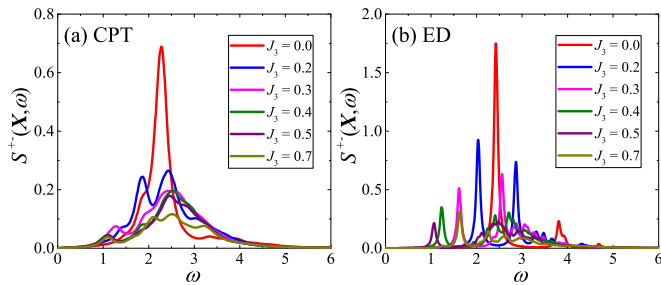


FIG. 7. Dynamical spin structure factors $S^{+-}(\mathbf{q}, \omega)$ at the X momentum point with different J_3 , which are calculated by (a) CPT and (b) ED.

the ratio of the inter- to the intra-plaquette interaction is smaller than $0.548524(3)$ [81]. The plaquette state can adiabatically connect to a state which is formed by the direct product of the four-site plaquettes. In the plaquette phase, the two excitations locating at the low and high energy are owing to two different kinds of triplet excitations originating from the four-site plaquette, which are shown in Fig. 14. In the 2×2 checkerboard model, without interplaquette interaction, these two kinds of excitations are localized. After adding a weak interplaquette interaction which can be seen as a perturbation, the quasi-particle of the local excitations can move in the whole lattice and the lower-energy branch turns into a dispersive excitation. Compared with the lower-energy branch, the high-energy branch is more localized due to the much larger excitation gap and the effective interactions are very weak, which cause the high-energy branch to be nearly flat. In the J_1 - J_3 model, we can also ascribe the two excitations observed in Figs. 5(e)-5(g) to these two kinds of triplet excitations. Nevertheless, there are still some differences between the spectra of the two models. As shown in Fig. 5(e), the low-energy excitation at $J_3 = 0.4$ is a gapped triplon excitation around the M point, which is very similar to the one in the 2×2 checkerboard model. But for $\omega \gtrsim 1.5J_1$, the high-energy branch is a dispersive excitation with weaker intensity. In J_1 - J_3 model, the PVBS phase is formed by spontaneously breaking the translational symmetry and the local excitations at high energy have higher mobility due to the uniform J_1 and J_3 interactions. And these lead to the differences between the spectra of two models. As shown in Fig. 6(c), two triplet excitations can also be seen in the ED results, although the high-energy dispersion is not so clear due to the finite-size effect. Because the PVBS ground state is a singlet state with the translational wave vector at Γ point and $S^{+-}(\mathbf{q}, \omega)$ mainly captures the excitation with $\Delta S = 1$, the low-energy excitations shown in Fig. 6(c) correspond to the triplet excitations, especially around the M point in Fig. 12(b). With growing J_3 in the PVBS phase, the excitation gap at the M point is enlarged and the minimum gap of the whole Brillouin zone gradually transforms from the M point to another wave vector along the $M \rightarrow \Gamma$ path. And these changes

may be caused by the short-range spiral order. As shown in Fig. 5(h), when the spiral order is established at $J_3 = 0.7$, a new gapless magnon mode develops around (Q, Q) which is located between the M and Γ points. The good agreement between the CPT results and the spin-wave dispersion relation also indicates the existence of the spiral order at $J_3 = 0.7$. And the small excitation gap of the ED result in Fig. 6(d) is caused by the finite-size effect.

IV. SUMMARY AND DISCUSSION

By using the DMRG and ED methods, we calculate the order parameters and the low-lying energy and entanglement spectra of the spin-1/2 J_1 - J_3 Heisenberg model on the square lattice. We obtain the phase diagram of this model and find a paramagnetic region ($0.3 \lesssim J_3/J_1 \lesssim 0.7$) sandwiched between the Néel and the spiral order phases. For $0.375 \lesssim J_3/J_1 \lesssim 0.7$, a PVBS phase is characterized by our numerical calculation, including the extrapolated results of the dimer order parameters $m_{\text{VBC}} \neq 0$ and $m_{\text{Col}} = 0$ as well as the vanished (finite) spin-singlet gap (spin-triplet gap) in the thermodynamic limit. For $0.3 \lesssim J_3/J_1 \lesssim 0.375$, we find absent Néel and dimer order, which agree with a QSL phase.

Furthermore, we use the CPT and ED methods to study the dynamical spin structure factor $S^{+-}(\mathbf{q}, \omega)$. While a Goldstone mode appears at the M point in the Néel phase, a new gapless magnon mode developing around (Q, Q) is found in the spiral order phase, which approaches $(\pi/2, \pi/2)$ with growing J_3 . In the QSL phase, some dispersive weak excitations around the X and M points are captured by our results. By comparing with the dynamical spin structure factor of the 2×2 checkerboard model, the CPT method is able to capture most of the characteristics of the PVBS phase. Similar to the plaquette phase of the 2×2 checkerboard model, except for the triplet excitation around the M point at low energy, there is another triplet excitation surrounding with some continua at high energy. The difference between the excitation spectra of these two models may be owing to the spontaneously translational symmetry breaking of the PVBS phase and the uniform interactions in the J_1 - J_3 Heisenberg model. In addition, except for the J - Q_6 model [72] and the J_1 - J_2 - J_3 Heisenberg model [7, 8, 11, 13, 14, 59, 62], the four-fold degenerate PVBS phase for the square lattice has been rarely found in models without the explicit translational symmetry breaking in the Hamiltonian. Our results will also provide more theoretical understanding of the magnetic excitation of such a PVBS phase.

ACKNOWLEDGMENTS

M.W. thanks Shun-Li Yu for helpful discussions on the CPT methods and Caiyuan Ye for helping to im-

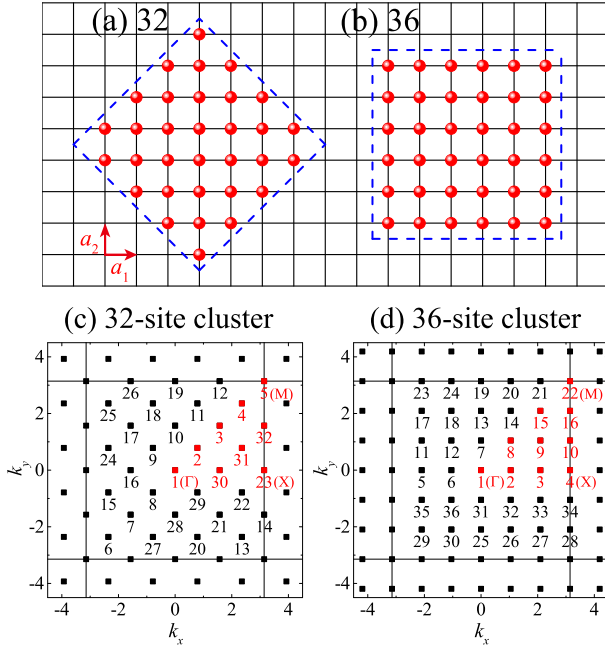


FIG. 8. (a),(b) The finite-size clusters used in the ED calculations. $\mathbf{a}_1 = (a, 0)$ and $\mathbf{a}_2 = (0, a)$ are primitive vectors of the square lattice. (c),(d) The momentum points of the 32- and 36-site clusters.

prove the ED codes. We thank Wen-Yuan Liu for helpful discussions. This work is supported by NKRDPC-2017YFA0206203, NKRDPC-2018YFA0306001, NSFC-11804401, NSFC-11974432, NSFC-11832019, NSFC-11874078, NSFC-11834014, NSFC-92165204, GBABRF-2019A1515011337, Leading Talent Program of Guangdong Special Projects (201626003), Shenzhen International Quantum Academy (SIQA202102), and Guangzhou Basic and Applied Basic Research Foundation.

Appendix A: Finite-size Clusters

In this paper, we use the Lanczos ED to calculate the energy spectrum, static dimer structure factor, and dynamical spin structure factor. By using the translational symmetry, spin-inversion symmetry, and sparse matrix storage technique to reduce the cost of the memory and speed up the calculation, we can do the diagonalizations up to 36 sites under the periodic boundary conditions (see Fig. 8). Due to the C_{4v} symmetry of the lattice, we can only calculate the energy spectrum of the momentum points, labeled as red colors in Figs. 8(c) and 8(d), instead of all 32 or 36 momentum points. The eigenstates at the other momentum points have the degenerate energy with the eigenstates at these red momentum points. Both the $M = (\pi, \pi)$ and $X = (\pi, 0), (0, \pi)$ momentum points are contained in these two clusters. The M momentum point is important to capture both the Néel

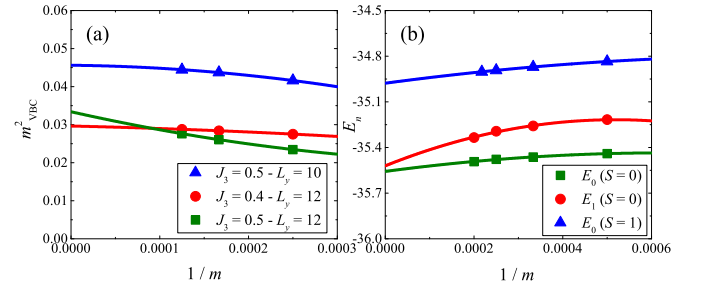


FIG. 9. (a) The second-order polynomial extrapolation of m_{VBC}^2 at different J_3 on cylinder geometries with $L_y = 10$ and 12 vs $1/m$. (b) The second-order polynomial extrapolation of the energy at $J_3 = 0.5$ obtained on the 8×8 cluster under the periodic boundary conditions.

order and the VBS order. Along the high-symmetry path $\Gamma \rightarrow X \rightarrow M \rightarrow \Gamma$ on the 36-site cluster, there are nine different momentum points which are helpful to get more details of the excitation spectrum on finite-size clusters and to compare with the results obtained by the CPT.

Appendix B: More Details On Identifying Phase Transition Points

In Sec. III A, as shown in Figs. 2 and 3, we obtain the phase transition points of the J_1 - J_3 model by extrapolating the order parameters and studying the level crossings in the energy and entanglement spectra. In Table I, we list all the transition points obtained by different physical observables as well as the corresponding lattice size and method used in the calculation.

As shown in Fig. 1, there are three transition points in the phase diagram of the J_1 - J_3 model, including the NAF-QSL, QSL-PVBS, and PVBS-Spiral transition. And after considering all the results listed in Table I, we identify that these three phase transitions occur at around $J_3 \simeq 0.3, 0.375$, and 0.7 , respectively. And except for the NAF-QSL transition, which has an error of 0.025 , we estimate that the errors of the other two transition points are 0.05 .

Appendix C: More details of the DMRG results

In the main text, we show the size extrapolation of the dimer order parameter m_{VBC}^2 in Fig. 2(b). In order to obtain accurate results, we have extrapolated m_{VBC}^2 versus DMRG bond dimensions $1/m$ before size scaling. Due to the limit of computational cost, we can only keep up to 8000 SU(2) states in DMRG calculation. As shown in Fig. 9(a), 8000 SU(2) states are almost enough for the results of m_{VBC}^2 at $J_3 = 0.5$ with $L_y = 10$ and $J_3 = 0.4$ with $L_y = 12$. For larger J_3 or L_y , it seems that more states are needed to ensure complete convergence. This is one reason for the difficulty to determine the phase boundary



FIG. 10. The nearest-neighbor bond energy obtained on the cylinder geometry with $L_y = 8, L_x = 24$ at $J_3 =$ (a) 0.4 and (b) 0.5, which are calculated by the DMRG.

using the scaling of the dimer order parameter. Another reason is that the extrapolation of m_{VBC}^2 obtained on the cylinder geometry may not describe the VBS order well when J_3 is large and deep inside the PVBS phase. As shown in Fig. 10, by calculating on the cylinder geometry which has broken the translational symmetry in the x direction, the boundary-induced dimer order decays fast



FIG. 11. The nearest-neighbor bond energy on the 8×8 cluster with the open boundary conditions at $J_3 =$ (a) 0.3, (b) 0.4, (c) 0.5, and (d) 0.6, which are calculated by the DMRG.

from the boundary to the bulk, and the bond energy is relatively uniform in the bulk at $J_3 = 0.4$. But at $J_3 = 0.5$, the bond energy strongly breaks the translational symmetry and keeps highly dimerized even in the bulk, which will lead to the failure of identifying the dimer order by m_{VBC}^2 . Nonetheless, when $J_3 \leq 0.4$, the extrapolation of m_{VBC}^2 can still describe the VBS order well and the extrapolation versus $1/m$ can give more reliable results, which are important to identify the PVBS order. In Fig. 9(b), we also show the bond dimension scaling of the singlet gap and triplet gap of the 8×8 cluster under the periodic boundary conditions at $J_3 = 0.5$, by keeping up to 5000 and 4600 $\text{SU}(2)$ states, respectively.

In order to have an intuition of the PVBS phase, we show the nearest-neighbor bond energy on the 8×8 cluster with the open boundary conditions in Fig. 11. For the cluster with the periodic boundary conditions, because of the translational symmetry the nearest-neighbor bond energies are uniform. With the broken translational symmetry in the open boundary conditions, the nearest-neighbor bond energy shows an obvious plaquette pattern at $J_3 = 0.4, 0.5$, and 0.6 , which becomes sharper with the increase of J_3 . Our DMRG result at $J_3 = 0.5$, as shown in Fig. 11(c), agrees well with the result obtained by the PEPS [13]. On the 8×8 cluster, every four neighbor sites form a plaquette. The nearest-neighbor bond energies inside the plaquette are strong and the interplaquette bond energies are much weaker, which is consistent with a PVBS phase. This plaquette pattern is much weaker at $J_3 = 0.3$, as shown in Fig. 11(a), and in the Néel phase the nearest-neighbor bond energies only have slight differences with no sign of the plaquette pattern.

Appendix D: Energy Spectrum in the ED calculation

The low-energy spectra on the 32- and 36-site clusters are shown in Fig. 12, which are obtained by ED using the translational and spin-inversion symmetries. Because $N/2$ are both even for the 32- and 36-site clusters, the total spin S of the states in the sectors with $z = 1$ are

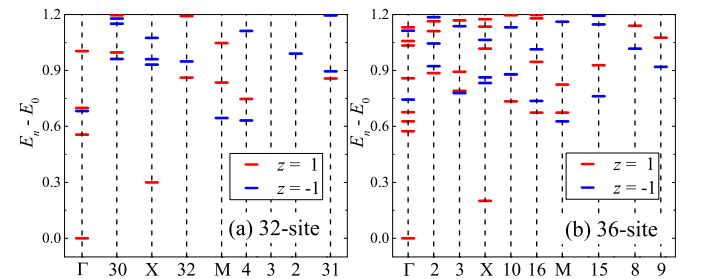


FIG. 12. The low-energy spectra with different momentum points at $J_3 = 0.5$ obtained on the (a) 32-site and (b) 36-site clusters. The red and blue bars represent energies with $z = 1$ and -1 , where z is the eigenvalue of the spin-inversion operator Z [82].

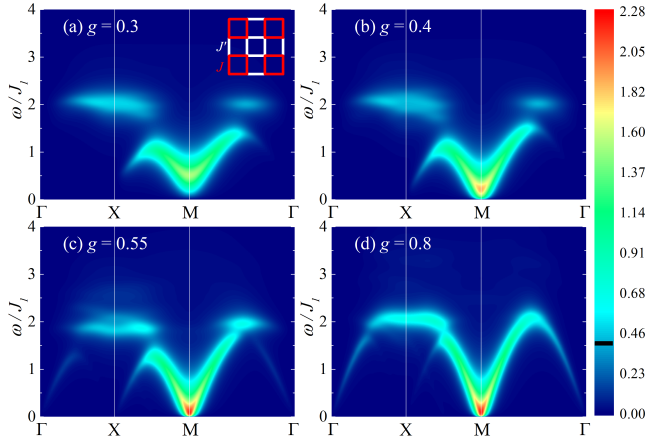


FIG. 13. The dynamical spin structure factors $S^\pm(\mathbf{q}, \omega)$ for the 2×2 checkerboard model with different g calculated by CPT. The inset of (a) shows the structure of the 2×2 checkerboard model in which the red and white lines represent the intraplaquette interaction J and interplaquette interaction J' , respectively. And the parameter g is defined as $g = J'/J$. The results are shown in the similar way to Fig. 5 and the boundary value $U_0 = 0.4$ is labeled by a black line on the color bar. The Lorentz broadening factor we use for this figure is $\eta = 0.15$.

$$\begin{aligned}
 \underline{E_3 = J(1)} \quad & |\varphi_3\rangle \quad S=2 \\
 \underline{E_2 = 0(3)} \quad & \left\{ \begin{array}{l} |\varphi_{2,3}\rangle = \frac{1}{2} (\text{diag 1} + \text{diag 2} - \text{diag 3} - \text{diag 4}) \quad S=1 \\ |\varphi_{2,2}\rangle = \frac{1}{2} (\text{diag 1} + \text{diag 2} + \text{diag 3} + \text{diag 4}) \quad S=1 \\ |\varphi_{2,1}\rangle \quad S=0 \end{array} \right. \\
 \underline{E_1 = -J(1)} \quad & |\varphi_1\rangle = \frac{\sqrt{2}}{4} (\text{diag 1} - \text{diag 2} + \text{diag 3} - \text{diag 4}) \quad S=1 \\
 \underline{E_0 = -2J(1)} \quad & |\varphi_0\rangle = \frac{1}{\sqrt{3}} (\text{diag 1} + \text{diag 2}) \quad S=0
 \end{aligned}$$

FIG. 14. The energy spectrum of the Heisenberg model on a four-site plaquette in the $M_z = 0$ sector. The corresponding spin structures of the ground state and two kinds of triplet excitations are represented by the direct product of singlets (marked by oval box) and triplets (marked by rectangular box). And we show the corresponding S of different eigenstates in the rightmost of this figure, where S is the magnitude of the total spin angular momentum, $\sqrt{S(S+1)}\hbar$.

even number and S are odd number, on the contrary [82]. In the low-lying energy spectrum, the states with $z = 1$ are mainly singlet states, and the states with $z = -1$ are mainly triplet states. For these two clusters, the ground states are both the singlet states located in the sector with $k = \Gamma, z = 1$. And the first excited states are both the singlet states located in the sector with $k = X, z = 1$, which is twofold degenerate. But the lowest triplet states are located in the sectors with different k for these two clusters: $k = (3\pi/4, 3\pi/4)$ which is fourfold degenerate for the 32-site cluster and $k = (\pi, \pi)$ (M) which is only onefold degenerate for the 36-site cluster.

Appendix E: 2×2 checkerboard model

In Ref. [36], the CPT method has been applied on the chain, ladder, and square-lattice models, in which the results successfully capture the magnon excitations in the magnetic phase as well as the deconfined spinons in the QSL phase. In order to check the performance of the CPT method for the VBS phase, especially for the PVBS phase, we use CPT to calculate the dynamical spin structure factors $S^{+-}(\mathbf{q}, \omega)$ for the 2×2 checkerboard model and compare with the previous quantum Monte Carlo results [80]. In this model, there are a Néel phase and a plaquette phase, and the phase transition happens at $g_c = 0.548524(3)$ [81], where $g = J'/J$.

Figure 13 shows the CPT results of $S^{+-}(\mathbf{q}, \omega)$ for the 2×2 checkerboard model. For a single four-site plaquette with only the nearest-neighbor interaction, there are two kinds of triplet excitations, which are shown in Fig. 14. When the interplaquette interaction J' is turned on and weak, the ground state is a plaquette phase and there are still two split triplet excitations in the excitation spectrum. The upper one keeps at $\omega \approx 2.0$ around the X and $(\pi/2, \pi/2)$ points. The lower triplet excitation is also gapped and the excitation gaps at the M and X points decrease with the increasing of g . At $g \approx g_c$, the ground state turns into the Néel phase and there is a gapless magnon excitation at the M point. Our CPT results agree well with the quantum Monte Carlo results [80], which suggests that the CPT method can successfully capture the excitations in the PVBS phase.

-
- [1] C. Lacroix, P. Mendels, and F. Mila, Introduction to Frustrated Magnetism: Materials, Experiments, Theory, (Springer, New York, 2011).
 - [2] X. G. Wen, Mean-field theory of spin-liquid states with finite energy gap and topological orders, *Phys. Rev. B* **44**, 2664 (1991); L. Balents, Spin liquids in frustrated magnets, *Nature* **464**, 199 (2010); X.-G. Wen, Quantum or-

ders and symmetric spin liquids, *Phys. Rev. B* **65**, 165113 (2002); A. Kitaev, Anyons in an exactly solved model and beyond, *Annals of Physics* **321**, 2 (2006); L. Savary and L. Balents, Quantum spin liquids: a review, *Rep. Prog. Phys.* **80**, 016502 (2017); M. R. Norman, Colloquium, *Rev. Mod. Phys.* **88**, 041002 (2016); Y. Zhou, K. Kanoda, and T.-K. Ng, Quantum spin liquid states,

- Rev. Mod. Phys. **89**, 025003 (2017); C. Broholm, R. J. Cava, S. A. Kivelson, D. G. Nocera, M. R. Norman, and T. Senthil, Quantum spin liquids, *Science* **367**, eaay0668 (2020).
- [3] P. W. Anderson, The resonating valence bond state in La_2CuO_4 and superconductivity, *Science* **235**, 1196 (1987).
- [4] P. A. Lee, N. Nagaosa, and X.-G. Wen, Doping a Mott insulator: Physics of high-temperature superconductivity, *Rev. Mod. Phys.* **78**, 17 (2006).
- [5] E. Dagotto and A. Moreo, Phase diagram of the frustrated spin-1/2 Heisenberg antiferromagnet in 2 dimensions, *Phys. Rev. Lett.* **63**, 2148 (1989).
- [6] H.J. Schulz, T.A.L. Ziman, and D. Poilblanc, Magnetic order and disorder in the frustrated quantum heisenberg antiferromagnet in two dimensions, *J. Phys. I France* **6**, 675 (1996).
- [7] L. Capriotti and S. Sorella, Spontaneous plaquette dimerization in the $j_1 - j_2$ Heisenberg model, *Phys. Rev. Lett.* **84**, 3173 (2000).
- [8] M. Mambrini, A. Läuchli, D. Poilblanc, and F. Mila, Plaquette valence-bond crystal in the frustrated heisenberg quantum antiferromagnet on the square lattice, *Phys. Rev. B* **74**, 144422 (2006).
- [9] J. Richter and J. Schulenburg, The spin-1/2 j_1 - j_2 Heisenberg antiferromagnet on the square lattice: exact diagonalization for $n=40$ spins, *The European Physical Journal B* **73**, 117 (2010).
- [10] H.-C. Jiang, H. Yao, and L. Balents, Spin liquid ground state of the spin- $\frac{1}{2}$ square J_1 - J_2 Heisenberg model, *Phys. Rev. B* **86**, 024424 (2012).
- [11] S.-S. Gong, W. Zhu, D. N. Sheng, O. I. Motrunich, and M. P. A. Fisher, Plaquette ordered phase and quantum phase diagram in the spin- $\frac{1}{2}$ J_1 - J_2 square Heisenberg model, *Phys. Rev. Lett.* **113**, 027201 (2014).
- [12] L. Wang and A. W. Sandvik, Critical level crossings and gapless spin liquid in the square-lattice spin-1/2 $J_1 - J_2$ Heisenberg antiferromagnet, *Phys. Rev. Lett.* **121**, 107202 (2018).
- [13] V. Murg, F. Verstraete, and J. I. Cirac, Exploring frustrated spin systems using projected entangled pair states, *Phys. Rev. B* **79**, 195119 (2009).
- [14] J.-F. Yu and Y.-J. Kao, Spin- $\frac{1}{2}$ J_1 - J_2 Heisenberg antiferromagnet on a square lattice: A plaquette renormalized tensor network study, *Phys. Rev. B* **85**, 094407 (2012).
- [15] L. Wang, D. Poilblanc, Z.-C. Gu, X.-G. Wen, and F. Verstraete, Constructing a gapless spin-liquid state for the spin-1/2 $J_1 - J_2$ Heisenberg model on a square lattice, *Phys. Rev. Lett.* **111**, 037202 (2013).
- [16] L. Wang, Z.-C. Gu, F. Verstraete, and X.-G. Wen, Tensor-product state approach to spin- $\frac{1}{2}$ square J_1 - J_2 antiferromagnetic heisenberg model: Evidence for deconfined quantum criticality, *Phys. Rev. B* **94**, 075143 (2016).
- [17] R. Haghshenas and D. N. Sheng, $u(1)$ -symmetric infinite projected entangled-pair states study of the spin-1/2 square J_1 - J_2 Heisenberg model, *Phys. Rev. B* **97**, 174408 (2018).
- [18] W.-Y. Liu, S. Dong, C. Wang, Y. Han, H. An, G.-C. Guo, and L. He, Gapless spin liquid ground state of the spin- $\frac{1}{2}$ $J_1 - J_2$ Heisenberg model on square lattices, *Phys. Rev. B* **98**, 241109(R) (2018).
- [19] D. Poilblanc, M. Mambrini, and S. Capponi, Critical colored-RVB states in the frustrated quantum Heisenberg model on the square lattice, *SciPost Phys.* **7**, 041 (2019).
- [20] W.-Y. Liu, S.-S. Gong, Y.-B. Li, D. Poilblanc, W.-Q. Chen, and Z.-C. Gu, Gapless quantum spin liquid and global phase diagram of the spin-1/2 j_1 - j_2 square antiferromagnetic Heisenberg model, *Science Bulletin* **67**, 1034 (2022).
- [21] L. Capriotti, F. Becca, A. Parola, and S. Sorella, Resonating Valence Bond Wave Functions for Strongly Frustrated Spin Systems, *Phys. Rev. Lett.* **87**, 097201 (2001).
- [22] T. Li, F. Becca, W. Hu, and S. Sorella, Gapped spin-liquid phase in the $J_1 - J_2$ Heisenberg model by a bosonic resonating valence-bond ansatz, *Phys. Rev. B* **86**, 075111 (2012).
- [23] F. Mezzacapo, Ground-state phase diagram of the quantum $J_1 - J_2$ model on the square lattice, *Phys. Rev. B* **86**, 045115 (2012).
- [24] W.-J. Hu, F. Becca, A. Parola, and S. Sorella, Direct evidence for a gapless Z_2 spin liquid by frustrating Néel antiferromagnetism, *Phys. Rev. B* **88**, 060402(R) (2013).
- [25] Y. Qi and Z.-C. Gu, Continuous phase transition from néel state to Z_2 spin-liquid state on a square lattice, *Phys. Rev. B* **89**, 235122 (2014).
- [26] S. Morita, R. Kaneko, and M. Imada, Quantum spin liquid in spin 1/2 j_1 - j_2 Heisenberg model on square lattice: Many-variable variational Monte Carlo study combined with quantum-number projections, *Journal of the Physical Society of Japan* **84**, 024720 (2015).
- [27] F. Ferrari and F. Becca, Spectral signatures of fractionalization in the frustrated Heisenberg model on the square lattice, *Phys. Rev. B* **98**, 100405(R) (2018).
- [28] F. Ferrari and F. Becca, Gapless spin liquid and valence-bond solid in the J_1 - J_2 Heisenberg model on the square lattice: Insights from singlet and triplet excitations, *Phys. Rev. B* **102**, 014417 (2020).
- [29] P. Chandra and B. Doucot, Possible spin-liquid state at large s for the frustrated square Heisenberg lattice, *Phys. Rev. B* **38**, 9335 (1988).
- [30] M. P. Gelfand, R. R. P. Singh, and D. A. Huse, Zero-temperature ordering in two-dimensional frustrated quantum Heisenberg antiferromagnets, *Phys. Rev. B* **40**, 10801 (1989).
- [31] N. Read and S. Sachdev, Large- N expansion for frustrated quantum antiferromagnets, *Phys. Rev. Lett.* **66**, 1773 (1991).
- [32] R. R. P. Singh, Z. Weihong, C. J. Hamer, and J. Oitmaa, Dimer order with striped correlations in the $J_1 - J_2$ Heisenberg model, *Phys. Rev. B* **60**, 7278 (1999).
- [33] G.-M. Zhang, H. Hu, and L. Yu, Valence-bond spin-liquid state in two-dimensional frustrated spin-1/2 Heisenberg antiferromagnets, *Phys. Rev. Lett.* **91**, 067201 (2003).
- [34] R. Darradi, O. Derzhko, R. Zinke, J. Schulenburg, S. E. Krüger, and J. Richter, Ground state phases of the spin-1/2 $J_1 - J_2$ Heisenberg antiferromagnet on the square lattice: A high-order coupled cluster treatment, *Phys. Rev. B* **78**, 214415 (2008).
- [35] Y.-Z. Ren, N.-H. Tong, and X.-C. Xie, Cluster mean-field theory study of j_1 - j_2 Heisenberg model on a square lattice, *Journal of Physics: Condensed Matter* **26**, 115601 (2014).
- [36] S.-L. Yu, W. Wang, Z.-Y. Dong, Z.-J. Yao, and J.-X. Li, Deconfinement of spinons in frustrated spin systems: Spectral perspective, *Phys. Rev. B* **98**, 134410 (2018).
- [37] Y. Nomura and M. Imada, Dirac-Type Nodal Spin Liquid

- Revealed by Refined Quantum Many-Body Solver Using Neural-Network Wave Function, Correlation Ratio, and Level Spectroscopy, *Phys. Rev. X* **11**, 031034 (2021).
- [38] H. Shackleton, A. Thomson, and S. Sachdev, Deconfined criticality and a gapless F_2 spin liquid in the square-lattice antiferromagnet, *Phys. Rev. B* **104**, 045110 (2021).
- [39] R. Melzi, P. Carretta, A. Lascialfari, M. Mambrini, M. Troyer, P. Millet, and F. Mila, $\text{Li}_2\text{VO}(\text{si}, \text{ge})\text{O}_4$, a prototype of a two-dimensional frustrated quantum heisenberg antiferromagnet, *Phys. Rev. Lett.* **85**, 1318 (2000).
- [40] A. Bombardi, J. Rodriguez-Carvajal, S. Di Matteo, F. de Bergevin, L. Paolasini, P. Carretta, P. Millet, and R. Caciuffo, Direct determination of the magnetic ground state in the square lattice $s = 1/2$ antiferromagnet $\text{Li}_2\text{VOSiO}_4$, *Phys. Rev. Lett.* **93**, 027202 (2004).
- [41] P. Carretta, N. Papinutto, C. B. Azzoni, M. C. Mozzi, E. Pavarini, S. Gonthier, and P. Millet, Frustration-driven structural distortion in VMOO_4 , *Phys. Rev. B* **66**, 094420 (2002).
- [42] A. Bombardi, L. C. Chapon, I. Margiolaki, C. Mazzoli, S. Gonthier, F. Duc, and P. G. Radaelli, Magnetic order and lattice anomalies in the J_1-J_2 model system VMOO_4 , *Phys. Rev. B* **71**, 220406(R) (2005).
- [43] A. A. Tsirlin, A. A. Belik, R. V. Shpanchenko, E. V. Antipov, E. Takayama-Muromachi, and H. Rosner, Frustrated spin-1/2 square lattice in the layered perovskite PbVO_3 , *Phys. Rev. B* **77**, 092402 (2008).
- [44] P. Babkevich, V. M. Katukuri, B. Fåk, S. Rols, T. Fennell, D. Pajić, H. Tanaka, T. Pardini, R. R. P. Singh, A. Mitrushchenkov, O. V. Yazyev, and H. M. Rønnow, Magnetic excitations and electronic interactions in $\text{Sr}_2\text{CuTeO}_6$: A spin-1/2 square lattice heisenberg antiferromagnet, *Phys. Rev. Lett.* **117**, 237203 (2016).
- [45] T. Koga, N. Kurita, M. Avdeev, S. Danilkin, T. J. Sato, and H. Tanaka, Magnetic structure of the $s = \frac{1}{2}$ quasi-two-dimensional square-lattice Heisenberg antiferromagnet $\text{Sr}_2\text{CuTeO}_6$, *Phys. Rev. B* **93**, 054426 (2016).
- [46] O. Mustonen, S. Vasala, E. Sadrollahi, K. P. Schmidt, C. Baines, H. C. Walker, I. Terasaki, F. J. Litterst, E. Baggio-Saitovitch, and M. Karppinen, Spin-liquid-like state in a spin-1/2 square-lattice antiferromagnet perovskite induced by d10-d0 cation mixing, *Nature Communications* **9**, 1085 (2018).
- [47] O. Mustonen, S. Vasala, K. P. Schmidt, E. Sadrollahi, H. C. Walker, I. Terasaki, F. J. Litterst, E. Baggio-Saitovitch, and M. Karppinen, Tuning the $s = 1/2$ square-lattice antiferromagnet $\text{Sr}_2\text{Cu}(\text{Te}_{1-x}\text{W}_x)\text{O}_6$ from Néel order to quantum disorder to columnar order, *Phys. Rev. B* **98**, 064411 (2018).
- [48] V. M. Katukuri, P. Babkevich, O. Mustonen, H. C. Walker, B. Fåk, S. Vasala, M. Karppinen, H. M. Rønnow, and O. V. Yazyev, Exchange Interactions Mediated by Nonmagnetic Cations in Double Perovskites, *Phys. Rev. Lett.* **124**, 077202 (2020).
- [49] W. Hong, L. Liu, C. Liu, X. Ma, A. Koda, X. Li, J. Song, W. Yang, J. Yang, P. Cheng, H. Zhang, W. Bao, X. Ma, D. Chen, K. Sun, W. Guo, H. Luo, A. W. Sandvik, and S. Li, Extreme Suppression of Antiferromagnetic Order and Critical Scaling in a Two-Dimensional Random Quantum Magnet, *Phys. Rev. Lett.* **126**, 037201 (2021).
- [50] P. Locher, Linear spin waves in a frustrated Heisenberg model, *Phys. Rev. B* **41**, 2537 (1990).
- [51] A. Moreo, E. Dagotto, T. Jolicoeur, and J. Riera, Incommensurate correlations in the t-j and frustrated spin-1/2 Heisenberg models, *Phys. Rev. B* **42**, 6283 (1990).
- [52] A. Chubukov, First-order transition in frustrated quantum antiferromagnets, *Phys. Rev. B* **44**, 392 (1991).
- [53] E. Rastelli and A. Tassi, Nonlinear effects in the spin-liquid phase, *Phys. Rev. B* **46**, 10793 (1992).
- [54] J. Ferrer, Spin-liquid phase for the frustrated quantum Heisenberg antiferromagnet on a square lattice, *Phys. Rev. B* **47**, 8769 (1993).
- [55] P. W. Leung and N.-w. Lam, Numerical evidence for the spin-Peierls state in the frustrated quantum antiferromagnet, *Phys. Rev. B* **53**, 2213 (1996).
- [56] L. Capriotti, D. J. Scalapino, and S. R. White, Spin-Liquid versus Dimerized Ground States in a Frustrated Heisenberg Antiferromagnet, *Phys. Rev. Lett.* **93**, 177004 (2004).
- [57] L. Capriotti and S. Sachdev, Low-Temperature Broken-Symmetry Phases of Spiral Antiferromagnets, *Phys. Rev. Lett.* **93**, 257206 (2004).
- [58] P. Sindzingre, N. Shannon, and T. Momoi, Phase diagram of the spin-1/2 j_1 - j_2 - j_3 Heisenberg model on the square lattice, *Journal of Physics: Conference Series* **200**, 022058 (2010).
- [59] J. Reuther, P. Wölfle, R. Darradi, W. Brenig, M. Arlego, and J. Richter, Quantum phases of the planar antiferromagnetic $J_1 - J_2 - J_3$ Heisenberg model, *Phys. Rev. B* **83**, 064416 (2011).
- [60] Y. A. Kharkov, J. Oitmaa, and O. P. Sushkov, Properties of the spin-liquid phase in the vicinity of the Lifshitz transition from Néel to spin-spiral state in frustrated magnets, *Phys. Rev. B* **98**, 144420 (2018).
- [61] W.-Y. Liu, J. Hasik, S.-S. Gong, D. Poilblanc, W.-Q. Chen, and Z.-C. Gu, The emergence of gapless quantum spin liquid from deconfined quantum critical point, *arXiv:2110.11138* (2021).
- [62] D. González-Cuadra, Higher-order topological quantum paramagnets, *Phys. Rev. B* **105**, L020403 (2022).
- [63] T. Senthil, A. Vishwanath, L. Balents, S. Sachdev, and M. P. A. Fisher, Deconfined quantum critical points, *Science* **303**, 1490 (2004).
- [64] T. Senthil, L. Balents, S. Sachdev, A. Vishwanath, and M. P. A. Fisher, Quantum criticality beyond the Landau-Ginzburg-Wilson paradigm, *Phys. Rev. B* **70**, 144407 (2004).
- [65] A. W. Sandvik, Evidence for Deconfined Quantum Criticality in a Two-Dimensional Heisenberg Model with Four-Spin Interactions, *Phys. Rev. Lett.* **98**, 227202 (2007).
- [66] S. R. White, Density matrix formulation for quantum renormalization groups, *Phys. Rev. Lett.* **69**, 2863 (1992).
- [67] I. P. McCulloch and M. Gulácsi, The non-Abelian density matrix renormalization group algorithm, *Europhys. Lett.* **57**, 852 (2002).
- [68] C. Gros and R. Valentí, Cluster expansion for the self-energy: A simple many-body method for interpreting the photoemission spectra of correlated Fermi systems, *Phys. Rev. B* **48**, 418 (1993).
- [69] D. Sénéchal, D. Perez, and M. Pioro-Ladrière, Spectral Weight of the Hubbard Model through Cluster Perturbation Theory, *Phys. Rev. Lett.* **84**, 522 (2000).
- [70] S. R. White and A. L. Chernyshev, Néel Order in Square and Triangular Lattice Heisenberg Models, *Phys. Rev. Lett.* **99**, 127004 (2007).
- [71] A. Ralko, D. Poilblanc, and R. Moessner, Generic Mixed

- Columnar-Plaquette Phases in Rokhsar-Kivelson Models, *Phys. Rev. Lett.* **100**, 037201 (2008).
- [72] J. Takahashi and A. W. Sandvik, Valence-bond solids, vestigial order, and emergent $SO(5)$ symmetry in a two-dimensional quantum magnet, *Phys. Rev. Research* **2**, 033459 (2020).
 - [73] A. W. Sandvik, Finite-size scaling and boundary effects in two-dimensional valence-bond solids, *Phys. Rev. B* **85**, 134407 (2012).
 - [74] H. Suwa, A. Sen, and A. W. Sandvik, Level spectroscopy in a two-dimensional quantum magnet: Linearly dispersing spinons at the deconfined quantum critical point, *Phys. Rev. B* **94**, 144416 (2016).
 - [75] P. W. Anderson, An approximate quantum theory of the antiferromagnetic ground state, *Phys. Rev.* **86**, 694 (1952).
 - [76] C. Lhuillier, Frustrated quantum magnets, [arXiv: cond-mat/0502464](#).
 - [77] A. Wietek, M. Schuler, and A. M. Läuchli, Studying continuous symmetry breaking using energy level spectroscopy, [arXiv:1704.08622](#) (2017).
 - [78] E. Lieb, T. Schultz, and D. Mattis, Two soluble models of an antiferromagnetic chain, *Annals of Physics* **16**, 407 (1961).
 - [79] K. Majumdar, Second-order quantum corrections for the frustrated spatially anisotropic spin- $\frac{1}{2}$ Heisenberg antiferromagnet on a square lattice, *Phys. Rev. B* **82**, 144407 (2010).
 - [80] Y. Xu, Z. Xiong, H.-Q. Wu, and D.-X. Yao, Spin excitation spectra of the two-dimensional $s = \frac{1}{2}$ Heisenberg model with a checkerboard structure, *Phys. Rev. B* **99**, 085112 (2019).
 - [81] X. Ran, N. Ma, and D.-X. Yao, Criticality and scaling corrections for two-dimensional Heisenberg models in plaquette patterns with strong and weak couplings, *Phys. Rev. B* **99**, 174434 (2019).
 - [82] A. W. Sandvik, Computational studies of quantum spin systems, *AIP Conference Proceedings* **1297**, 135 (2010).