

Fluctuations and first-passage properties of systems of Brownian particles with reset

Ohad Vilk ^{a,b,c,*}, Michael Assaf ^{a,†} and Baruch Meerson ^{a,‡}

^a *Racah Institute of Physics, The Hebrew University of Jerusalem, Jerusalem, Israel,*

^b *Movement Ecology Lab, Department of Ecology, Evolution and Behavior,
Alexander Silberman Institute of Life Sciences, Faculty of Science,*

The Hebrew University of Jerusalem, Jerusalem, Israel, and

^c *Minerva Center for Movement Ecology, The Hebrew University of Jerusalem, Jerusalem, Israel*

We study, both analytically and numerically, stationary fluctuations in two models involving $N \gg 1$ Brownian particles undergoing stochastic resetting in one dimension. We start with the well-known reset model where the particles reset to the origin independently (model A). Then we introduce nonlocal interparticle correlations by assuming that only the particle farthest from the origin can be reset to the origin (model B). At long times models A and B approach nonequilibrium steady states. One difference between the models appears in the limit of $N \rightarrow \infty$. Here the steady-state particle density in model B has a compact support, similarly to the recently studied “Brownian bees” model, whereas model A has an infinite support. A finite system radius, which scales as $\ln N$, appears in model A when N is finite. We study stationary fluctuations of the center of mass of the system, in both models, due to the random character of the Brownian motion and of the resetting events. Furthermore, in model B we study fluctuations of the system’s radius. In model A we determine the exact distribution of the center of mass. The variance of the center of mass for models A and B scales as $1/N$. The variance of the radius in model B exhibits an anomalous scaling $(\ln N)/N$, intimately related to the $1/f$ noise in the radius autocorrelations. Finally, we compute the mean first-passage time to a distant target in model B and in the Brownian bees model. We propose a sharp upper bound for this quantity. It is determined by a single particle which breaks away from the rest of the particles to reach the target. We verify this bound by performing highly efficient weighted-ensemble simulations of model B.

I. INTRODUCTION

In this work we propose a unified approach to two different families of particle models in space which have attracted much interest in recent years. The first family of models deals with N independent Brownian particles which undergo stochastic resetting to a specified point in space [1–4]. The original motivation behind these models was to optimize random search of a target. Indeed, the mean first passage time to a stationary target is infinite without reset [5], but it becomes finite once reset is introduced [1–4]. The total number of particles in these models is constant. Apart from the random search optimization, the reset models provide an interesting example of the emergence of a nonequilibrium steady state (NESS) [6, 7], and this feature will play a prominent role in most of our paper.

The second family of models deals with branching Brownian motion (BBM) of N particles with selection [8–10], where in each branching event, the particle with the lowest fitness is removed, so that the total number of particles remains constant [11–14]. The members of this family of models differ from each other by the choice of fitness function, which mimics different types of biological selection. A recent example of a simple, yet nontrivial, model of this class is the “Brownian bees” [15–18]. In

this model, when a branching event occurs, the particle which is farthest from the origin is removed.

An intimate connection between the two families of models becomes obvious upon observation that, for example, the Brownian bees model can be easily reformulated as a reset model. Indeed, the combined process of a branching event and the removal of the farthest particle is equivalent to resetting the farthest particle to the exact location of any of the remaining $N - 1$ particles.

Here we study stationary fluctuations in two models. The first is the “classical” model (denoted as model A) where the Brownian particles reset to the origin independently [1, 2]. The second is a new model (model B) that we introduce here, which is a relative of both model A and the Brownian bees model. As in the latter, only the particle farthest from the origin can undergo reset. Yet particles are reset only to the origin, similarly to model A. The selection of only the farthest particles as candidates for reset – both in model B, and in the Brownian bees model – introduces nonlocal correlations between the particles. This is in contrast to model A, where the particles are reset independently from each other.

At long times models A and B approach their NESSs. One important difference between these models appears in the hydrodynamic limit, $N \rightarrow \infty$. Here the steady-state coarse-grained particle density in model B has a compact support, similarly to the Brownian bees model [15–17], while model A has an infinite support in this limit. In model A, a finite system radius, which scales as $\ln N$, appears only when N is finite. In models A and B we study stationary fluctuations of the center of mass of the system due to the random character of the Brownian

* ohad.vilk@mail.huji.ac.il

† michael.assaf@mail.huji.ac.il

‡ meerson@mail.huji.ac.il

motion and of the resetting events. In model B we also study fluctuations of the system's radius in the NESS. For model A we determine the exact distribution of the center of mass for any N and also calculate, for $N \gg 1$, the corresponding large deviation function. We show that, as in the Brownian bees model [17], the variance of the center of mass for models A and B scales as $1/N$, while the variance of the radius in model B exhibits an anomalous scaling $(\ln N)/N$. The anomaly is intimately related to the $1/f$ noise in the radius autocorrelations. We verify our analytical results in Monte Carlo (MC) simulations.

Finally, we return to the original motivation behind the reset models and study the mean first-passage time to a distant target in model B and in the Brownian bees model. We argue that a sharp upper bound for this quantity is determined by a single particle which breaks away from the rest of the particles to reach the target. This bound is verified by performing highly efficient weighted-ensemble simulations of model B.

Here is a layout of the remainder of the paper. Steady-state fluctuations in models A and B are dealt with in Secs. II and III, respectively. In Sec. IV we study the mean first passage time to a distant target for model B and for the Brownian bees model. We summarize our results and discuss some unresolved issues in Sec. V.

II. MODEL A: INDEPENDENT RESETS

We start with the well-known model [1] of N independent Brownian particles on a line, with a diffusion constant D , each undergoing resetting to the origin $x = 0$ at rate r . This reset is equivalent to two effective elemental processes, perfectly synchronized in time: independent death of a particle in the bulk, and a simultaneous arrival of a new particle to the origin. For $N \rightarrow \infty$, the particles' coarse-grained spatial density $u(x, t)$ in this model is governed by the continuous deterministic equation

$$\partial_t u(x, t) = D \partial_x^2 u(x, t) - r u(x, t) + r N \delta(x). \quad (1)$$

The system obeys the conservation law

$$\int_{-\infty}^{\infty} u(x, t) dx = N. \quad (2)$$

For convenience, we recast Eqs. (1) and (2) in a dimensionless and normalized form by defining an inverse length scale as $\kappa = \sqrt{r/D}$, and the rescaled variables $\tilde{x} = \kappa x$, $\tilde{t} = r t$ and $\tilde{u} = u \kappa^{-1}/N$. In these variables Eqs. (1) and (2) become

$$\partial_{\tilde{t}} \tilde{u}(\tilde{x}, \tilde{t}) = \partial_{\tilde{x}}^2 \tilde{u}(\tilde{x}, \tilde{t}) - \tilde{u}(\tilde{x}, \tilde{t}) + \delta(\tilde{x}), \quad (3)$$

$$\int_{-\infty}^{\infty} \tilde{u}(\tilde{x}, \tilde{t}) d\tilde{x} = 1. \quad (4)$$

At long times the solution to Eqs. (3) and (4) approaches a unique steady state density given by

$$\tilde{U}(\tilde{x}) = \frac{1}{2} e^{-|\tilde{x}|} \Rightarrow U(x) = \frac{1}{2} N \kappa e^{-\kappa |x|}, \quad (5)$$

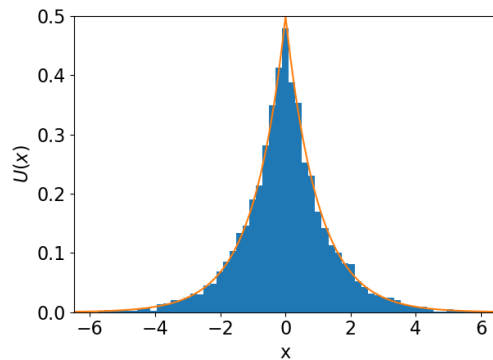


FIG. 1. A Monte Carlo realization of $N = 10^4$ non-interacting resetting Brownian particles (model A, blue bars) is compared with the deterministic steady state solution (5) (solid line) for $r = D = 1$. The simulation snapshot is taken at $t = 1000$.

which is nothing but the sum over N independent particles of the NESS of a single particle [1]. Figure 1 compares Eq. (5) to a long-time snapshot of a Monte Carlo simulation of the microscopic model. In the following, unless otherwise specified, we omit all tildes for brevity.

Now we consider steady-state fluctuations of this system at large but finite N . One of the quantities of our interest is the center of mass $X(t)$. Because of the reflection symmetry $x \rightarrow -x$ of the microscopic model, the average value of $X(t)$ is zero. Therefore, we focus on the two-time autocorrelation of $X(t)$, defined as $g_X(t_1, t_2) = \langle X(t_1) X(t_2) \rangle$. For $t_1, t_2 \gg 1$, i.e., times much longer than the typical relaxation time, the NESS is reached, and the autocorrelation depends only on the time difference $\tau = t_1 - t_2$:

$$g_X(\tau) = \langle X(0) X(\tau) \rangle. \quad (6)$$

To address typical, small fluctuations of $X(t)$, it is convenient to continue using a coarse-grained description of the system in terms of the particle density $u(x, t)$, which now becomes a stochastic field. This field is governed by the (rescaled) Langevin equation

$$\partial_t u(x, t) = \partial_x^2 u(x, t) - u(x, t) + \delta(x) + R_I(u, x, t), \quad (7)$$

which replaces Eq. (3). The noise term $R_I = R_f + R_d + R_m$ includes three contributions:

$$R_f = \frac{1}{\sqrt{N}} \partial_x \left(\sqrt{2u} \chi(x, t) \right), \quad (8)$$

$$R_d = \frac{\sqrt{u}}{\sqrt{N}} \eta(x, t), \quad (9)$$

$$R_m = -\frac{\delta(x)}{\sqrt{N}} \int_{-\infty}^{\infty} \sqrt{u(x', t)} \eta(x', t) dx', \quad (10)$$

where $\eta(x, t)$ and $\chi(x, t)$ are two independent Gaussian white noises with zero mean:

$$\begin{aligned} \langle \eta(x_1, t_1) \eta(x_2, t_2) \rangle &= \langle \chi(x_1, t_1) \chi(x_2, t_2) \rangle \\ &= \delta(x_1 - x_2) \delta(t_1 - t_2). \end{aligned} \quad (11)$$

The term R_f is the well-known Brownian motion noise term that can be derived for the lattice gas model of independent random walkers, followed by passing to the continuous limit in space [19, 20].

The term R_d originates from the exact master equation for the death process. The well known derivation procedure (see *e.g.*, Refs. [21, 22]) starts from applying the van Kampen system-size expansion to approximate (for typical fluctuations and $N \gg 1$) the master equation by a Fokker-Planck equation. The latter is equivalent to the Langevin description with noise term R_d .

Finally, the term R_m describes noise in the particles' arrival at $x = 0$. The time-dependent amplitude of the delta-function is obtained by demanding that the total number of particles be conserved at any time in the presence of the death process.

The Langevin equation (7) is a nonlinear stochastic integro-differential equation in partial derivatives for $u(x, t)$. However, it simplifies dramatically if we exploit the small parameter $1/\sqrt{N} \ll 1$ in the noise terms (8)-(10) and perform a perturbation expansion of $u(x, t)$ around the deterministic steady state $U(x)$. Setting

$$u(x, t) = U(x) + v(x, t), \quad |v| \ll 1 \quad (12)$$

and linearizing Eq. (7), leads to a linear stochastic partial differential equation:

$$\partial_t v(x, t) = \partial_x^2 v(x, t) - v(x, t) + R_I(x, t), \quad (13)$$

where we have denoted $R_I(x, t) = R_I(U(x), x, t)$. Being interested in steady-state quantities, we can set the initial conditions as $v(x, t_0) = 0$ and send $t_0 \rightarrow -\infty$. The resulting solution for $v(x, t)$, for given realizations of the noises, can be written as

$$v(x, t) = \int_0^\infty \int_{-\infty}^\infty \frac{1}{\sqrt{4\pi t'}} e^{-t' - \frac{(x-x')^2}{4t'}} R_I(x', t-t') dx' dt'. \quad (14)$$

The center of mass can be determined as follows:

$$X(t) = \int_{-\infty}^\infty x u(x, t) dx = \int_{-\infty}^\infty x v(x, t) dx. \quad (15)$$

Plugging here Eq. (14) and performing the integration over x , we obtain

$$X(t) = \int_0^\infty \int_{-\infty}^\infty x' e^{-t'} R_I(x', t-t') dx' dt'. \quad (16)$$

Now we plug Eq. (16) into Eq. (6) and perform the averaging over the noise. The terms proportional to $\delta(x)$ do not contribute, and after some algebra we arrive at a simple result:

$$g_X(\tau) = \frac{2}{N} e^{-\tau}. \quad (17)$$

The variance of the center of mass is then given by $\langle X^2 \rangle = g_X(0) = 2/N$. Figure 2 shows that Eq. (17) agrees very well with MC simulations for all τ .

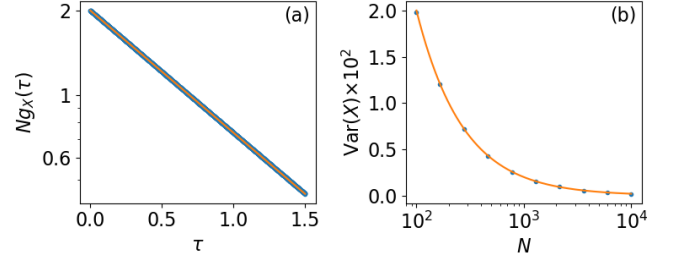


FIG. 2. The steady-state autocorrelation function of the center of mass of a system of non-interacting Brownian particles under reset (model A). The simulation results (points) are plotted as a function of the time delay τ for $N = 10^4$ (a) and as a function of N for $\tau = 0$ (b). The solid lines show the predictions of Eq. (17). Note the logarithmic scale in (a).

The $1/N$ scaling of the variance of the center of mass in model A is to be expected from the law of large numbers. The same scaling is observed for the Brownian bees [17] and for model B, see below. In its turn, the exceptionally simple expression (17) for the autocorrelation can be interpreted in terms of an effective Ornstein-Uhlenbeck process. Indeed, the center of mass of a system of resetting Brownian particles effectively behaves as a single “macroparticle” undergoing an overdamped motion in a quadratic confining potential under additive white noise.

Since the particles in model A are independent, Eq. (17) can be also obtained from the autocorrelation function for a single particle that performs Brownian motion and is reset to the origin, as in the original reset model [1]. The single-particle autocorrelation function was calculated in Ref. [23], and our result (17) perfectly agrees with their calculations.

The particles' independence in model A makes it possible to calculate the *exact* steady-state probability distribution of the center of mass. Indeed, the joint probability distribution $P(x_1, x_2, \dots, x_N)$ of the positions of N independent resetting particles in the steady state immediately follows from the single-particle distribution,

$$P(x_1, x_2, \dots, x_N) = 2^{-N} \exp \left(- \sum_{i=1}^N |x_i| \right), \quad (18)$$

[see Eq. (5)]. We are interested in the probability distribution $\mathcal{P}(a, N)$ that the observed position of the center of mass,

$$X \equiv \frac{1}{N} \sum_{i=1}^N x_i, \quad (19)$$

is equal to a specified value a . This distribution is given by the integral

$$\begin{aligned} \mathcal{P}(a, N) = 2^{-N} \int_{-\infty}^\infty dx_1 \int_{-\infty}^\infty dx_2 \cdots \int_{-\infty}^\infty dx_N \\ \times \exp \left(- \sum_{i=1}^N |x_i| \right) \delta \left(\frac{1}{N} \sum_{i=1}^N x_i - a \right). \end{aligned} \quad (20)$$

To evaluate this integral, we use the exponential representation of the delta-function, $\delta(z) = (2\pi)^{-1} \int_{-\infty}^{\infty} e^{ikz} dz$, leading to

$$\mathcal{P}(a, N) = \frac{2^{-N} N}{2\pi} \int_{-\infty}^{\infty} dk e^{-ikNa} \times \prod_{n=1}^N \int_{-\infty}^{\infty} dx_n \exp(-|x_n| + ikx_n). \quad (21)$$

The factorized integrals over x_n are elementary, and the calculation reduces to a single integration over k :

$$\mathcal{P}(a, N) = \frac{N}{2\pi} \int_{-\infty}^{\infty} dk e^{-N[ika - \ln(1+k^2)]}. \quad (22)$$

This integration can be performed exactly, and we obtain the exact distribution,

$$\mathcal{P}(a, N) = \frac{2^{\frac{1}{2}-N} N^{N+\frac{1}{2}} |a|^{N-\frac{1}{2}} K_{N-\frac{1}{2}}(N|a|)}{\sqrt{\pi} \Gamma(N)}, \quad (23)$$

valid for any number of particles. Here $K_\alpha(z)$ is the modified Bessel function with argument z and index α , and $\Gamma(z)$ is the gamma function.

The $N \gg 1$ limit of $\mathcal{P}(a, N)$ can be probed by extracting the $N \gg 1$ asymptotic of Eq. (23). A more aesthetically pleasing alternative is to exploit the large parameter N directly in Eq. (22) and use the saddle point method in the complex plane. The relevant saddle point is

$$k = k_*(a) = i \left(\frac{1 - \sqrt{a^2 + 1}}{a} \right). \quad (24)$$

Ignoring the pre-exponential factors in Eq. (22), this leads to

$$-\ln \mathcal{P}(a, N \gg 1) \simeq N\Phi(a), \quad (25)$$

with the rate function [24]

$$\Phi(a) = \sqrt{a^2 + 1} + \ln \left[\frac{2(\sqrt{a^2 + 1} - 1)}{a^2} \right] - 1. \quad (26)$$

As to be expected, the rate function vanishes at $a = 0$. Further, it is quadratic at small a , $\phi(a \rightarrow 0) \simeq a^2/4$. This corresponds to the Gaussian part of the distribution of the center of mass with the variance $2/N$ which coincides with the macroscopic result (17). At large a we obtain $\Phi(a) \simeq |a|$, which describes exponential tails of the distribution.

We now briefly return to the deterministic continuous description, see Eq. (1). The steady-state density distribution, predicted by Eq. (5), lives on the whole line $|x| < \infty$. Yet, the actual system radius $\ell(t)$ in the original microscopic model – the absolute value of the position of the particle farthest from the origin – is of course finite at all times, and this effect is missed by the continuous model (1). Still, the average system's radius in the steady

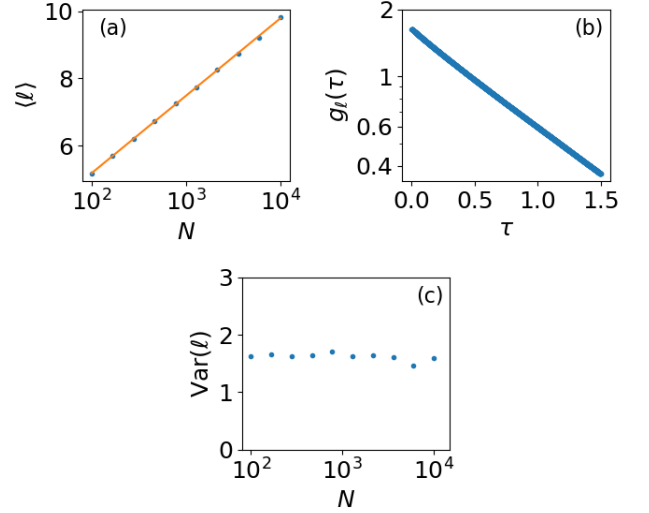


FIG. 3. Non-interacting Brownian particles under reset (model A). (a) The average system's radius in the steady state. The simulation result (points) are plotted as a function of N on the logarithmic scale. The solid line shows theoretical prediction $\ell_0 \simeq \ln(1.81N)$, where the constant 1.81 was determined by fitting the simulation results. (b) The autocorrelation function of the system's radius as a function of τ for $N = 10^4$ (logarithmic scale). (c) The variance of the system's radius is independent of N .

state, $\langle \ell \rangle$, can be easily determined with logarithmic accuracy from the equation $\int_{\langle \ell \rangle}^{\infty} U(x) dx = 1/N$, with $U(x)$ given by the continuum equation (5). The result is

$$\langle \ell \rangle \simeq \ln N \gg 1. \quad (27)$$

This simple prediction is in good agreement with our MC simulations of model A, see Fig. 3a. The simulations also allow one to study *fluctuations* of the system's radius. Figure 3b shows that the steady-state autocorrelation function of the system's radius $g_\ell(\tau)$, determined in the simulations appears to display an exponential decay. The variance of ℓ , as found in the simulations, is $O(1)$ and independent of ℓ , see Fig. 3c.

III. MODEL B: RESET OF FARTHEST PARTICLE

We now consider model B. To remind the reader, here at each random resetting event the particle farthest from the origin is reset to zero. In the limit of $N \rightarrow \infty$, the rescaled and normalized coarse-grained spatial particle density $u(x, t)$ is governed by the deterministic free-boundary problem

$$\partial_t u(x, t) = \partial_x^2 u(x, t) + \delta(x), \quad |x| \leq \ell(t), \quad (28)$$

$$u(x, t) = 0, \quad |x| > \ell(t), \quad (29)$$

$$\int_{-\ell(t)}^{\ell(t)} u(x, t) dx = 1, \quad (30)$$

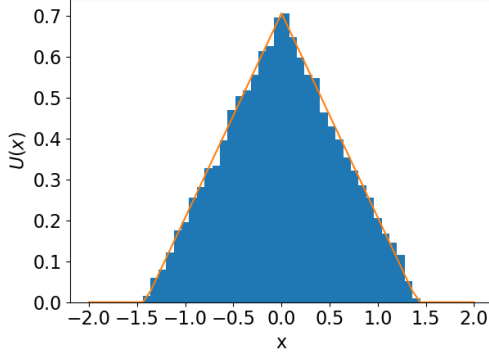


FIG. 4. A Monte Carlo realization of $N = 10^4$ interacting Brownian particles (model B, blue bars) is compared with the deterministic steady state solution (31) (solid line) for $r = D = 1$. The simulation snapshot is taken at $t = 100$.

where $u(x, t)$ is continuous at $x = \ell(t)$ [25]. As in the case of the Brownian bees model [15, 17], here too the coarse-grained density $u(x, t)$ lives on the compact support $|x| < \ell(t)$. The effective absorbing walls at $x = \pm\ell(t)$ move in synchrony to maintain a constant number of particles.

At long times, the solution of the problem (28)-(30) approaches a unique steady state

$$U(x) = \begin{cases} \frac{1}{2}(\ell_0 - |x|), & |x| \leq \ell_0, \\ 0, & |x| > \ell_0, \end{cases} \quad (31)$$

whereas $\ell(t)$ approaches ℓ_0 . Here $\ell_0 = \sqrt{2}$ is the (rescaled) radius of the system in the limit of $N \rightarrow \infty$. In Fig. 4 we compare Eqs. (31)-(32) with a late-time snapshot from MC simulations.

We now assume that N is large but finite. Apart from fluctuations of the center of mass $X(t)$, here it is also convenient to study fluctuations of the system's radius $\ell(t)$. Using a coarse-grained description of the system as before, the Langevin equation to replace Eq. (28) is

$$\partial_t u(x, t) = \partial_x^2 u(x, t) + \delta(x) + R(u, x, t), \quad |x| \leq \ell(t), \quad (33)$$

while Eqs. (29) and (30) remain unchanged. The noise term $R = R_f + R_m$ originates from two independent noises given by Eqs. (8) and (10), as discussed in Sec. II. The calculation procedure below closely follows that used in Ref. [17] for the Brownian bees model. For convenience we differentiate the conservation law (30) with respect to time, and use Eq. (33) to arrive at the equation

$$\partial_x u[-\ell(t), t] - \partial_x u[\ell(t), t] = 1 + \int_{-\ell(t)}^{\ell(t)} R(u, x, t) dx, \quad (34)$$

which replaces Eq. (30).

Employing the small parameter $1/\sqrt{N} \ll 1$ and linearizing Eq. (33) around the steady state (31), we find:

$$u(x, t) = U(x) + v(x, t), \quad |v| \ll 1, \quad (35)$$

$$\ell(t) = \ell_0 + \delta\ell(t), \quad |\delta\ell(t)| \ll 1. \quad (36)$$

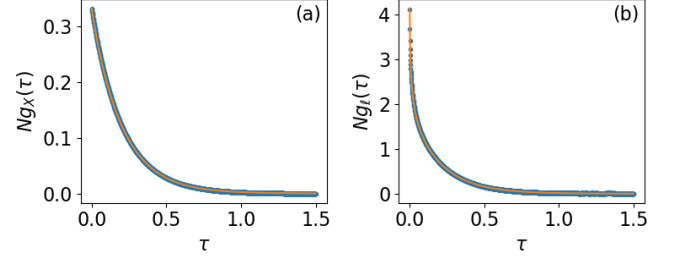


FIG. 5. The autocorrelation functions in model B of (a) the system's center of mass and (b) the system's radius (simulations, points) for $N = 10^4$, compared to Eq. (47) in (a) and Eq. (49) in (b) (solid lines).

Plugging these into Eqs. (29), (33) and (34), we obtain the following linearized equations

$$\partial_t v(x, t) - \partial_x^2 v(x, t) = R(x, t), \quad (37)$$

$$v(\pm\ell_0, t) = -\frac{1}{2}\delta\ell(t), \quad (38)$$

$$\partial_x v(-\ell_0, t) - \partial_x v(\ell_0, t) = \int_{-\ell_0}^{\ell_0} R(x, t) dx, \quad (39)$$

where $R(x, t) = R(U(x), x, t)$. Again, at long times we can set the initial condition as $v(x, t_0) = 0$ and send $t_0 \rightarrow -\infty$. We rewrite the conditions in Eq. (38) as

$$v(-\ell_0, t) = v(\ell_0, t) \quad \text{and} \quad \delta\ell(t) = 2v(\ell_0, t). \quad (40)$$

The first of these relations allows one to continuously extend $v(x, t)$ and $R(x, t)$ to the whole x axis periodically. While v is continuous, its x -derivative has finite jumps at $x = \ell_0(1 + 2m)$ for any $m = 0, \pm 1, \dots$, see Eq. (39). To account for these jumps we need to modify the source term in Eq. (37). We define $\tilde{R} = \tilde{R}_f + \tilde{R}_m$ with

$$\tilde{R}_i = R_i(x, t) - \left(\int_{\ell_0}^{\ell_0} R_i(x, t) dx \right) \sum_{m \in \mathbb{Z}} \delta(x - \ell_0(1 + 2m)) \quad (41)$$

for $i = f, m$, such that Eq. (37) becomes

$$\partial_t v(x, t) - \partial_x^2 v(x, t) = \tilde{R}(x, t). \quad (42)$$

Note that the new source term \tilde{R} obeys the equation $\int_{-\ell_0+\Delta}^{\ell_0+\Delta} \tilde{R}(x, t) dx = 0$ for any real Δ . We can then further simplify the problem by shifting the interval of interest $[-\ell_0, \ell_0]$ by an infinitesimal Δ such that Eq. (39) becomes

$$\partial_x v(-\ell_0 + \Delta, t) - \partial_x v(\ell_0 + \Delta, t) = 0, \quad (43)$$

for $\Delta \rightarrow 0$.

The problem defined by Eqs. (42), (40) and (43), can be solved using the Green's function formalism [17]. We expand over the eigenfunctions of the linear operator in Eq. (42), given by $\{1, \cos(\pi n x / \sqrt{2}), \sin(\pi n x / \sqrt{2})\}$, with corresponding eigenvalues $\lambda_n = \pi^2 n^2 / 2$, for $n \in \mathbb{N}$. The solutions for v and $\delta\ell$ are

$$v(x, t) = \frac{1}{\sqrt{2}} \sum_{n=1}^{\infty} \int_0^{\infty} \int_{-\sqrt{2}}^{\sqrt{2}} e^{-\lambda_n t'} \tilde{R}(x', t - t') \times \cos[\sqrt{\lambda_n}(x - x')] dx' dt', \quad (44)$$

$$\delta\ell(t) = \sqrt{2} \sum_{n=1}^{\infty} (-1)^n \int_0^{\infty} \int_{-\sqrt{2}}^{\sqrt{2}} e^{-\lambda_n t'} \tilde{R}(x', t-t') \times \cos(\sqrt{\lambda_n} x') dx' dt'. \quad (45)$$

We now use these results to determine the autocorrelation functions for the system's center of mass and radius. Plugging Eq. (44) into Eq. (15), we express the center of mass $X(t)$ as

$$X(t) = \frac{2\sqrt{2}}{\pi} \sum_{n=1}^{\infty} \frac{(-1)^{n+1}}{n} f_n(t), \quad (46)$$

$$f_n(t) = \int_{-\sqrt{2}}^{\sqrt{2}} \int_0^{\infty} e^{-\lambda_n t'} \sin(\sqrt{\lambda_n} x) \tilde{R}(x, t-t') dt' dx.$$

Plugging this expression into Eq. (6), averaging over the noise, and summing up one of the two sums, we find

$$g_X(\tau) = \frac{32}{\pi^4 N} \sum_{n=0}^{\infty} \frac{1}{(2n+1)^4} e^{-\frac{\pi^2}{2}(2n+1)^2 \tau}. \quad (47)$$

This autocorrelation is qualitatively similar to that for the Brownian bees [17]. It is more complicated than that for model A, see Eq. (17), because of the discrete spectrum of the linearized operator of model B, in contrast to the continuous spectrum of model A. In particular, $X(t)$ of model B behaves as an Ornstein-Uhlenbeck “macroparticle” only in the limit of $\tau \gg 1$, where $g_X(\tau)$ exhibits an exponential decay $\sim e^{-\pi^2 \tau/2}$.

For $\tau = 0$ the series in Eq. (47) can be summed up leading to the variance $\langle X^2 \rangle = g_X(0) = 1/(3N)$, which is smaller than the corresponding result (17) for model A by a factor of 6. In Fig. 5(a) we compare Eq. (47) with simulations and observe a very good agreement.

We now turn to the fluctuations in the system's radius. Averaging Eq. (45) over the noise, one can see that, within the linear theory, $\langle \delta\ell \rangle = 0$. The two-time autocorrelation of the system's radius is thus given by

$$g_\ell(\tau) = \langle \ell(0)\ell(\tau) \rangle - \langle \ell \rangle^2 = \langle \delta\ell(0)\delta\ell(\tau) \rangle. \quad (48)$$

Plugging Eq. (45) into Eq. (48) and averaging over the noise we find after some algebra

$$g_\ell(\tau) = \frac{2}{\pi N} \sum_{n=1}^{\infty} A_n e^{-\frac{1}{2}\pi^2 n^2 \tau}, \quad (49)$$

$$A_n = \frac{1}{n} \times \begin{cases} 2 \tanh\left(\frac{\pi n}{2}\right) + \coth\left(\frac{\pi n}{2}\right) & n \text{ odd}, \\ \tanh\left(\frac{\pi n}{2}\right) & n \text{ even}. \end{cases}$$

For $\tau \neq 0$ the sum in Eq. (49) converges and agrees well with MC simulations, see Fig. 5b. However, for $\tau = 0$, the infinite series in Eq. (49) diverges logarithmically, because the large- n asymptotic of A_n scales as $1/n$:

$$A_n \simeq \begin{cases} 3/n, & n \text{ odd}, \\ 1/n, & n \text{ even}, \end{cases} \quad (50)$$

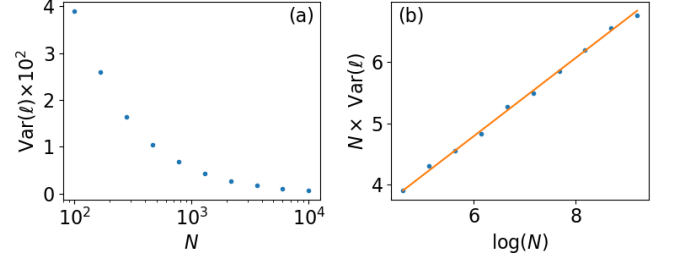


FIG. 6. The variance of the system's radius (model B, Eq. (52), solid line) compared with MC simulation (points).

implying an infinite variance of $\ell(t)$. Needless to say, the original microscopic model exhibits a finite variance of the system's radius, as MC simulations show (see below). To resolve this contradiction, we follow the line of argument of Ref. [17], where a similar apparent divergence was observed. We return to Eq. (49) and recall that the coarse-grained, Langevin description that we used here is only valid at macroscopic time lags, $\tau \gg 1/N$. Therefore we can introduce a cutoff at $\tau \sim 1/N$ which yields $g_\ell(\tau)$ with logarithmic accuracy.

The calculations proceed in the following way. Using the large n asymptotic of A_n given by (50), we replace the summation in Eq. (49) by integration, and approximate the results for $|\tau| \ll 1$, ultimately leading to

$$g_\ell(\tau) = \frac{2}{\pi N} \ln\left(\frac{1}{|\tau|}\right) \quad (51)$$

for $1/N \ll |\tau| \ll 1$. To evaluate the variance, we introduce a logarithmic cutoff in Eq. (51) at $\tau = 1/N$, and arrive at the variance with logarithmic accuracy:

$$\text{var } \ell(t) \simeq \frac{2 \ln N}{\pi N}. \quad (52)$$

The presence of the large logarithmic factor $\ln N$ is noteworthy. Strikingly, Eqs. (51) and (52) are identical, including the coefficients, to those obtained for the Brownian bees [17]. In Fig. 6 we compare Eq. (52) with MC simulations and observe a good agreement.

Notably, in the frequency domain, the logarithmic scaling with τ , described by Eq. (51), corresponds to a $1/f$ noise, as was already observed for the Brownian bees [17]. The $1/f$ noise has been observed in the power spectral density (PSD) of a multitude of stochastic processes [26–28]. We now briefly describe this connection. For stationary processes the PSD is related to the autocorrelation function, Eq. (48), by the Wiener-Khinchin theorem:

$$\langle S(f) \rangle = 2 \int_0^{\infty} g_\ell(\tau) \cos(2\pi f \tau) d\tau. \quad (53)$$

We thus Fourier transform Eq. (49), resulting in

$$\langle S(f) \rangle = \frac{8}{\pi N} \sum_{n=1}^{\infty} \frac{A_n n^2}{16f^2 + n^4 \pi^2}, \quad (54)$$

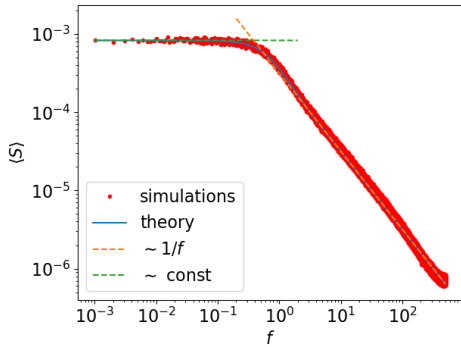


FIG. 7. Theoretical prediction (54) for the power spectral density of the system’s radius (solid line) in model B and its asymptotics (55) (dashed lines) are compared with MC simulation results (red points). The simulation parameters are $N = 10^3$, the total simulation time is $t = 10^3$, the number of simulations is 500, and the sample rate is N .

with A_n given by Eq. (49). Two limits are of particular interest here: the low-frequency limit $f \ll 1$ which corresponds to long time lags $\tau \gg 1$, and the high-frequency limit $1 \ll f \ll N$ which corresponds to short (but still macroscopic) times lags $1/N \ll \tau \ll 1$. In each of these cases we Taylor expand Eq. (54), ultimately leading to

$$\langle S(f) \rangle \simeq \frac{1}{N} \times \begin{cases} \frac{5}{6} + \mathcal{O}(f^2), & f \ll 1, \\ \frac{1}{\pi f} + \mathcal{O}(f^{-2}), & f \gg 1. \end{cases} \quad (55)$$

At long times (small f) the PSD approaches a constant, consistent with uncorrelated (white) noise, while at short times (large f) the PSD exhibits a $1/f$ noise. In Fig. 7 we compare our theoretical predictions (54) and (55) of the power spectrum of the system’s radius with the power spectrum as computed from MC simulations. A good agreement is observed over a broad range of frequencies.

IV. FIRST PASSAGE TIME TO A DISTANT TARGET

Let us return to the original variables, where the reset rate r and the diffusion constant D are restored, and add an additional ingredient to our systems of Brownian particles with reset. Suppose that there is a static target at the location $x = L$. Upon the first passage of a particle to the target, the process is stopped. What is the mean first passage time (MFPT)? Here we obtain an upper bound for the MFPT for model B and for the Brownian bees, and compare this bound with simulation results.

The bound is based on the well-known result for a *single* Brownian particle, resetting to $x_0 = 0$ at rate r . Here, the MFPT to the target at $x = L$ is exactly given by [1]:

$$\langle T_1 \rangle = \frac{1}{r} \left[\exp \left(\sqrt{\frac{r}{D}} L \right) - 1 \right]. \quad (56)$$

If L is smaller than or comparable with ℓ_0 (the system’s radius of compact support in the hydrodynamic limit), the MFPT of our particle systems will strongly depend on the initial particle positions. Of most interest, therefore, is the limit of sufficiently large $L - \ell_0$, when $\langle T \rangle$ is expected to be much longer than the characteristic relaxation time $\sim 1/r$ of the system to its NESS.

Our upper bound on $\langle T \rangle$ assumes, both for model B and for the Brownian bees model, a breakaway, or evaporation, scenario. In this scenario, a single particle breaks away from the rest of particles to make an unusually large excursion and reach the target before being reset (to the origin in model B, or to the location of one of the other particles in the Brownian bees model). Typically, particles which start close to $x = \ell_0$, have the highest chance of reaching the target before being reset. Still most of their attempts to reach the target fail because of the reset. After a resetting event, a different particle, also from a close vicinity of $x = \ell_0$, breaks away and attempts to reach the target, etc. The upper bound is obtained when we restrict the ensemble to such particles. Thus we arrive at an effective *single-particle* process where the effective particle is reset with rate Nr to the point $x = \ell_0$. The bound is then given by Eq. (56) with r replaced by Nr and L replaced by $L - \ell_0$, resulting in

$$\langle T \rangle \simeq \frac{1}{Nr} \exp \left(\sqrt{\frac{rN}{D}} (L - \ell_0) \right), \quad (57)$$

where we dropped the term -1 inside the square brackets of Eq. (56) to avoid excess of accuracy. Crucially, $\langle T \rangle$ as described by Eq. (57) scales exponentially with \sqrt{N} , rather than with N . Therefore, the single-particle evaporation scenario is exponentially more efficient than any macroscopic scenario which involves an effective number of particles that scales as N .

We must demand for self-consistency that the MFPT in Eq. (57) be much longer than the relaxation time to the NESS, that is $\langle T \rangle \gg 1/r$. Going back to the units where $r = D = 1$, this strong inequality yields $L - \ell_0 \gg \ln N / \sqrt{N}$. For both model B and the Brownian bees, this condition coincides, up to a power of $\ln N$, with the condition that $L - \ell_0$ is much larger than the standard deviation of the system radius $\ell(t)$, see Eq. (52).

The evaporation scenario, that we adopted here, is similar in spirit to the well-known “eigenvalue evaporation” scenario in random matrix theory [29–33]. The latter is known to provide *exact* asymptotic results for the statistics of the largest eigenvalues.

How close is the upper bound (57) to the actual MFPT? To answer this question, we ran stochastic simulations of the first passage in model B. For large N and $L - \ell_0$, direct MC simulations are very costly in terms of simulation time. For this reason we employed highly efficient *weighted ensemble* (WE) simulations [34, 35], see the Appendix. As evidenced by Fig. 8, direct and WE simulations give similar results in the parameter regimes which both methods can cover.

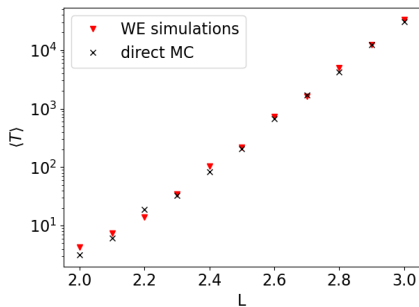


FIG. 8. The MFPT to the static target at $x = L$ as a function of L for model B with $N = 100$, obtained by direct MC simulation (x marks) and WE simulations (points).

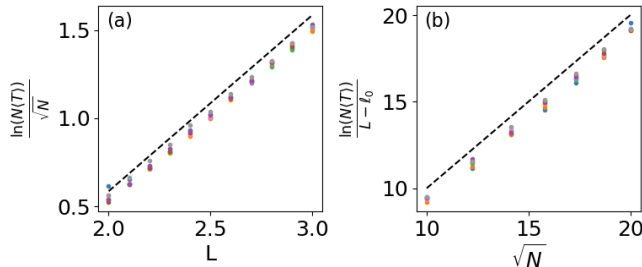


FIG. 9. The MFPT of a particle to $x = L$ for model B as obtained by WE simulations. (a): $\ln(N \langle T \rangle)/\sqrt{N}$ as a function of L (dashed line) is compared with the simulation results for different values of N (points). (b): $\ln(N \langle T \rangle)/(L - \ell_0)$ as a function of \sqrt{N} (dashed line) is compared with the simulation results for different values of L (points).

The bound (57) to the MFPT can be rewritten (in the units of $r = D = 1$) as

$$\ln(N \langle T \rangle) \simeq \frac{L - \ell_0}{\sqrt{N}}. \quad (58)$$

In Fig. 9 we compare this prediction with the WE simulations separately as a function of L and N . As to be expected from an upper bound, Eq. (57) slightly overestimates the MFPT for all values of N . Nonetheless, the functional dependence of $\langle T \rangle$ on L and on N appears to be captured correctly.

A salient feature of Fig. 9 is that the relative accuracy of Eq. (57) in its description of the simulation results does not visibly improve with the increase of N . To explain this feature, we notice that the bound (57) can be improved if one exploits typical steady-state fluctuations of $\ell(t)$ and replaces the effective single-particle reset point $x = \ell_0$ by $x = \ell_0 + aN^{-1/2}$ with some positive numerical factor $a = O(1)$. (Here we ignore the $\ln N$ factor in Eq. (52).) This gives rise to an additive term in the exponent which is independent of N .

V. DISCUSSION

In this work we extended the Langevin equation, previously derived for systems of reacting and diffusing particles, to study stationary macroscopic fluctuations in models A and B which involve $N \gg 1$ Brownian particles subject to stochastic reset in one dimension with different reset rules. Employing linearization of the Langevin equation around the steady state solutions, obtained in the hydrodynamic limit of $N \rightarrow \infty$, we calculated analytically, for both models, the two-time autocorrelation function, and in particular the variance, of the fluctuating center of mass. Similarly to the previously studied Brownian bees model [17], the variance of the center of mass for both models scales as $1/N$ as could have been expected from the law of large numbers. The independent character of particles in model A enabled us to verify our macroscopic results against exact microscopic calculations, and to extend our results for the center of mass to its large deviations. In particular, we calculated the exact distribution of the center of mass for *any* number of particles.

We also studied fluctuations of the system's radius in model B. Here we found that the radius variance scales as $(\ln N)/N$. This anomalous scaling with N results from a logarithmic behavior of the two-time autocorrelation function which, in the frequency domain, corresponds to $1/f$ noise. These behaviors are shared by the Brownian bees model [17], and this hints at a universality of this scenario for a whole class of reset models where the *edge* particles are reset, while the exact destination of the reset particle is irrelevant as long as it is in the system's bulk.

In model A the average systems's radius in the steady state is infinite in the hydrodynamic limit $N \rightarrow \infty$. It becomes finite (and behaves as $\ln N$) only when we account for finite N . It would be very interesting to study fluctuations of the radius in model A and, first of all, calculate the variance. Our MC simulations show that the ratio of the standard deviation of ℓ to its average value $\bar{\ell}$ scales as $1/\ln N$. This hints at a non-trivial perturbation theory that should be developed for this purpose. The situation is somewhat similar to fluctuations of pulled fronts propagating into an unstable region (such as the ones described by the Fisher-Kolmogorov-Petrovskii-Piscounov equation), where the effective diffusion coefficient of the front diffusion around the mean scales with N as $1/\ln^3 N$, and $1/\ln N$ is a small parameter of the theory [36–38].

We also studied the mean first-passage time to a distant target in model B and in the Brownian bees model. We proposed a sharp upper bound for this quantity, based on the evaporation scenario similar to one that appears in the random matrix theory. The bound is determined by a single particle which evaporates from the bulk of the particles to reach the distant target. Our weighted-ensemble simulations of model B showed that this bound also gives a good approximation to the first-passage time, both as a function of the distance to the

target L and total number of particles N .

ACKNOWLEDGEMENTS

We are very grateful to Satya N. Majumdar for advice and to Naftali R. Smith for useful discussions. We acknowledge support from the Israel Science Foundation (ISF) through Grants No. 531/20 (OV and MA) and 1499/20 (BM).

Appendix A: Weighted Ensemble Simulations

In Sec. II and III we compared our analytical results with direct continuous-time Monte Carlo simulations of the microscopic model [3, 39]. However, direct simulations become prohibitively long for the purpose of determining, in Sec. IV, the MFPT to the stationary target. For the latter we used more efficient weighted ensemble (WE) simulations. The idea of the WE method is to run significantly more simulations in regions of interest, while redistributing the statistical weights of the trajectories accordingly. To this end, space is divided into bins, which can be predefined or interactively chosen (on the fly), to ensure sampling in specific regions of interest. We start the simulation with m ensembles, each with N particles that are located in the origin. Each of

the m ensembles are given initial equal weights of $1/m$. The simulation consists of two general steps: (a) ensembles are advanced in time for time τ_{WE} , where the time-propagation method follows the Gillespie algorithm [39, 40]; (b) ensembles are re-sampled as to maintain m trajectories in each occupied bin, while bins that are unoccupied remain such. The process of re-sampling itself can be done in various ways, as long as the distribution is maintained. In our simulation we used the original re-sampling method suggested by Huber and Kim [34, 35]. Note that $\tau_{WE} \ll 1$ is much shorter than the system's relaxation time, but much longer than the typical time between elemental processes so as to increase efficiency. We also emphasize that bins need to be chosen wisely: if too far apart, trajectories will not reach remote regions, while if chosen too close together, the computational cost will be very high. Generally, there is a tradeoff between the number of bins and the trajectories per bin, assuming some memory limit. In our simulations, to achieve high efficiency we interactively changed the binning.

We checked that the WE simulations results coincide with “brute force” MC simulations in parameter regimes where the latter are applicable, see *e.g.*, Fig. 8. Notably, WE simulations were much more efficient than brute-force MC simulations: while the latter ran for more than two weeks to produce Fig. 8, the former ran under an hour. We performed error evaluation numerically by running the simulations for different τ_{WE} . The maximum error that we encountered was 15%.

-
- [1] M. R. Evans and S. N. Majumdar, Phys. Rev. Lett. **106**, 160601 (2011).
 - [2] M. R. Evans and S. N. Majumdar, J. Phys. A Math. Theor. **44**, 435001 (2011).
 - [3] U. Bhat, C. De Bacco, and S. Redner, J. Stat. Mech. , 083401 (2016).
 - [4] M. R. Evans, S. N. Majumdar, and G. Schehr, J. Phys. A: Math. Theor. **53**, 193001 (2020).
 - [5] S. Redner, *A Guide to First-Passage Processes* (Cambridge University Press, Cambridge, England, 2001).
 - [6] P. L. Krapivsky, S. Redner, and E. Ben-Naim, *A Kinetic View of Statistical Physics* (Cambridge University Press, Cambridge, England, 2010).
 - [7] V. Méndez and D. Campos, Phys. Rev. E **93**, 022106 (2016).
 - [8] H. P. McKean, Comm. Pure Appl. Math. **28**, 323 (1975).
 - [9] M. D. Bramson, Mem. Am. Math. Soc. **44** (285) (1983).
 - [10] É. Brunet and B. Derrida, Europhys. Lett. **87**, 60010 (2009).
 - [11] É. Brunet, B. Derrida, A. H. Mueller, and S. Munier, Europhys. Lett. **76**, 1 (2006).
 - [12] É. Brunet, B. Derrida, A. H. Mueller, and S. Munier, Phys. Rev. E **76**, 041104 (2007).
 - [13] J. Bérard and J.-B. Gouéré, Comm. Math. Phys. **298**, 323 (2010).
 - [14] R. Durrett and D. Remenik, Ann. Probab. **39**, 2043 (2011).
 - [15] J. Berestycki, É. Brunet, J. Nolen, and S. Penington, arXiv preprint arXiv:2006.06486 (2020).
 - [16] J. Berestycki, É. Brunet, J. Nolen, and S. Penington, Trans. Am. Math. Soc. **374**, 6269 (2021).
 - [17] M. Siboni, P. Sasorov, and B. Meerson, Phys. Rev. E **104**, 054131 (2021).
 - [18] B. Meerson and P. Sasorov, Phys. Rev. E **103**, 032140 (2021).
 - [19] H. Spohn, *Large Scale Dynamics of Interacting Particles* (Springer, Berlin, 2012).
 - [20] B. Meerson and P. Sasorov, Phys. Rev. E **83**, 011129 (2011).
 - [21] C. W. Gardiner, *Handbook of Stochastic Methods* (Springer, Berlin, 1985).
 - [22] M. Assaf and B. Meerson, J. Phys. A Math. Theor. **50**, 263001 (2017).
 - [23] S. N. Majumdar and G. Oshanin, J. Phys. A Math. Theor. **51**, 435001 (2018).
 - [24] The same expression for $\Phi(a)$ was also obtained by Satya N. Majumdar (private communication).
 - [25] Note that in this rescaled form ℓ should actually be $\tilde{\ell}$ defined by $\tilde{\ell} = \kappa^{-1}\ell$, and similarly for all other quantities. We however omit all tildes unless otherwise specified.
 - [26] B. Mandelbrot, IEEE Trans. Inf. Theory **13**, 289 (1967).
 - [27] B. Mandelbrot, *Gaussian Self-Affinity and Fractals: Globality, the Earth, 1/f Noise, and R/S* (Springer, Berlin, 2002).

- [28] P. H. Handel and A. L. Chung, *Noise in Physical Systems and $1/f$ Fluctuations* (AIP, New York, 1993).
- [29] J. M. Kosterlitz, D. J. Thouless, and R. C. Jones, Phys. Rev. Lett. **36**, 1217 (1976).
- [30] R. C. Jones, J. M. Kosterlitz, and D. J. Thouless, J. Phys. A: Math. Gen. **11**, 45 (1978).
- [31] P. Facchi, J. Marzolino, G. Parisi, S. Pascazio, and A. Scardicchio, Phys. Rev. Lett. **101**, 050502 (2008).
- [32] C. Nadal, S. N. Majumdar, and M. Vergassola, Phys. Rev. Lett. **104**, 110501 (2010).
- [33] P. Facchi, G. Florio, G. Parisi, S. Pascazio, and K. Yuasa, Phys. Rev. A **87**, 052324 (2013).
- [34] G. A. Huber and S. Kim, Biophys. J. **70**, 97 (1996).
- [35] O. Vilks and M. Assaf, Phys. Rev. E **101**, 012135 (2020).
- [36] É. Brunet and B. Derrida, Comput. Phys. Commun. **121-122**, 376 (1999).
- [37] É. Brunet and B. Derrida, J. Stat. Phys. **103**, 269 (2001).
- [38] É. Brunet, B. Derrida, A. H. Mueller, and S. Munier, Phys. Rev. E **73**, 056126 (2006).
- [39] D. T. Gillespie, J. Comp. Phys. **22**, 403 (1976).
- [40] D. T. Gillespie, J. Phys. Chem. **81**, 2340 (1977).