

# A measure of dissimilarity between diffusive processes on networks

Alejandro P. Riascos\*

*Instituto de Física, Universidad Nacional Autónoma de México,  
Apartado Postal 20-364, 01000 Ciudad de México, México*

Francisco Hernández Padilla

*Departamento de Física, Facultad de Ciencias, Universidad Nacional Autónoma de México,  
Ciudad Universitaria, Ciudad de México 04510, Mexico*

(Dated: May 24, 2022)

In this paper, we present a framework to compare the evolution of states of two diffusive processes on networks. We explore a dissimilarity measure defined in terms of the eigenvalues and eigenvectors of the normalized Laplacian of each process. This formalism is implemented to examine differences in the dynamics described by circulant matrices, the effect of new edges, and the rewiring in networks as well as to evaluate divergences in the transport in degree biased random walks and random walks with stochastic reset. Our results provide a general tool to compare dynamical processes on networks considering the evolution of states and capturing the complexity of these structures.

## I. INTRODUCTION

Random walks are present at different scales in nature and find applications to a broad range of fields. In particular, stochastic trajectories represented as a succession of discrete steps naturally describe varied processes like diffusion, chemical reactions, animal movements, and search processes in general. In several applications in the study of complex systems it is convenient to explore all these dynamical processes when the activity takes place on a network. Random walks that transit between nodes are relevant to many problems and constitute the natural framework to study diffusive transport in regular and irregular structures [1–4]. Network exploration by random walks can be defined through hops to nearest neighbors [5–7] or with long-range jumps between distant nodes [5, 8–10]. The understanding of the relation between the random walk dynamics and the network topology requires a particular treatment in terms of matrices and spectral methods [11–13].

The complexity present in networks and the different dynamical processes that may occur in these structures motivates the exploration of measures to quantify the differences between two dynamics. For example, to characterize the effect of a modification in the network's connectivity or to evaluate how changes in the strategy followed by a random walker affect the exploration of the structure. Recent efforts include distances between networks that usually fall in one of two general categories defining structural and spectral distances, often considered mutually exclusive [14]. The first one captures variations in the local structure, as examples of this metric are the Hamming [15] and, Jaccard distances [16, 17] characterizing the number of edge deletions and insertions necessary to transform one network into another. In contrast, the

spectral approach assesses the smoothness of the evolution of the overall structure by tracking changes in functions of the eigenvalues of the graph Laplacian, the normalized Laplacian or simply the adjacency matrix [14]. As examples of spectral measures, we have the spanning-tree similarity [14] and several distances based on the eigenspectrum distributions [14, 18]. A different possible perspective focuses on the use of graph kernels to define similarities between graphs [19–21].

In this contribution, we present a framework to compare diffusive transport on networks in terms of the evolution of states. The measure introduced is defined using the eigenvalues and eigenvectors of the normalized Laplacian of each process to examine differences generated by modifications in the networks or the dynamics. The paper is organized as follows. In Sec. II we introduce different quantities to describe diffusive transport on networks; in particular, the normalized Laplacian of a graph  $\hat{\mathcal{L}}$  that defines the process and the continuous-time evolution of states describing the diffusion. We also introduce a general definition for the dissimilarity of states to compare a dynamical process defined by  $\hat{\mathcal{L}}$  and a modified dynamics described by  $\hat{\mathcal{L}}'$ . In Sec. III, we apply the general formalism to cases where the  $\hat{\mathcal{L}}$  and  $\hat{\mathcal{L}}'$  are defined by circulant matrices. We explore analytically the evolution of dissimilarity between states for random walks with bias on rings and the effect of adding weighted edges in interacting cycles. In Sec. IV, we illustrate the consequences of rewiring a network. Mainly, the effect of an additional link in a ring and the stochastic reorganization of links in the Watts-Strogatz model. In Sec. V, we examine processes for which the network is the same but considering modifications in the definition of the random walker. We explore degree biased random walks [5, 22] and dynamics with stochastic reset to the initial node [23, 24]. This last case is explored analytically to measure the effect of reset when compared with the case without restart in different types of structures including random and complex networks. Our findings show how the measures implemented

---

\* aperezr@fisica.unam.mx

allow quantifying differences in diffusive transport. The methods developed in this research are general and open the doors to a broad spectrum of tools applicable to different random walk strategies and dynamical processes on networks.

## II. GENERAL THEORY

In this section, we present general definitions for the diffusion on networks and introduce a dissimilarity measure to compare two diffusive processes on these structures.

### A. Diffusive transport on networks

We consider connected networks with  $N$  nodes  $i = 1, \dots, N$  described by the adjacency matrix  $\mathbf{A}$  with elements  $A_{ij} = 1$  if there is a link between the nodes  $i$ ,  $j$ , and  $A_{ij} = 0$  otherwise; also  $A_{ii} = 0$  to avoid loops in the network. The degree of the node  $i$  is given by  $k_i = \sum_{l=1}^N A_{il}$ .

In addition, we have a Markovian random walk on the network where at each time  $t = 0, \Delta t, 2\Delta t, \dots$  the random walker hops from node  $i$  to node  $j$  with a transition probability  $w_{i \rightarrow j}$  in a process without memory of the visited sites. All the elements  $w_{i \rightarrow j}$  define the dynamics on the network through a transition matrix  $\mathbf{W}$  [2, 6], in general, this is a stochastic matrix due to the condition  $\sum_{j=1}^N w_{i \rightarrow j} = 1$ .

The occupation probability  $p_{ij}(t)$  to start at time  $t = 0$  on node  $i$  and to reach the node  $j$  at time  $t$  satisfies the master equation [2, 6, 10]

$$p_{ij}(t + \Delta t) = \sum_{l=1}^N p_{il}(t) w_{l \rightarrow j}. \quad (1)$$

For  $\Delta t$  small is valid the approximation

$$\begin{aligned} \frac{dp_{ij}(t)}{dt} &\approx -\frac{1}{\Delta t} \left[ p_{ij}(t) - \sum_{l=1}^N p_{il}(t) w_{l \rightarrow j} \right] \\ &= -\frac{1}{\Delta t} \sum_{l=1}^N p_{il}(t) [\delta_{lj} - w_{l \rightarrow j}], \end{aligned} \quad (2)$$

where  $\delta_{ij}$  denotes the Kronecker delta. In this manner, for continuous-time, the dynamics of the random walker is defined in terms of the normalized Laplacian matrix  $\hat{\mathcal{L}}$  with elements  $\mathcal{L}_{ij} = \delta_{ij} - w_{i \rightarrow j}$ . Therefore, we have the master equation [1]:

$$\frac{dp_{ij}(t)}{dt} = - \sum_{l=1}^N p_{il}(t) \mathcal{L}_{lj}, \quad (3)$$

where we express the time  $t$  in units  $\Delta t$ . Integrating Eq. (3), all the temporal evolution of  $p_{ij}(t)$  is determined by

the operator  $\hat{\mathcal{U}}(t) = \exp[-\hat{\mathcal{L}}t]$ . Using Dirac's notation,  $p_{ij}(t)$  is given by

$$p_{ij}(t) = \langle i | \exp[-\hat{\mathcal{L}}t] | j \rangle. \quad (4)$$

Here  $|i\rangle$  denotes the vector with all its components equal to 0 except the  $i$ -th one, which is equal to 1,  $\langle i | = |i\rangle^T$  where  $T$  denotes the transpose of vectors.

Let us now introduce the state  $\langle \bar{\psi}_i(t) |$  that evolves with  $\hat{\mathcal{U}}(t)$  and is given by

$$\langle \bar{\psi}_i(t) | \equiv \langle i | \exp[-\hat{\mathcal{L}}t]. \quad (5)$$

Similarly, we have a second process that occurs on a network with  $N$  nodes. The process is described by the matrix  $\hat{\mathcal{L}}'$ . The differences between  $\hat{\mathcal{L}}$  and  $\hat{\mathcal{L}}'$  can be caused by network alterations as for example the addition of one or multiple edges or by modifications in the strategy that each random walker follows. The temporal evolution of the second process is given by

$$\langle \bar{\psi}'_i(t) | \equiv \langle i | \exp[-\hat{\mathcal{L}}'t]. \quad (6)$$

The state vectors  $\langle \bar{\psi}_i(t) |$  and  $\langle \bar{\psi}'_i(t) |$  have the counterpart as column vectors

$$|\psi_i(t)\rangle \equiv \exp[-\hat{\mathcal{L}}t] | i \rangle, \quad |\psi'_i(t)\rangle \equiv \exp[-\hat{\mathcal{L}}'t] | i \rangle. \quad (7)$$

### B. A measure of dissimilarity

In order to establish a “dissimilarity” between the two dynamical processes defined by the modified Laplacians  $\hat{\mathcal{L}}$  and  $\hat{\mathcal{L}}'$ , we apply the equation for the cosine dissimilarity to compare the states of the systems generated for each operator and given by

$$\mathcal{D}_i(\hat{\mathcal{L}}, \hat{\mathcal{L}}'; t) \equiv 1 - \frac{\langle \bar{\psi}_i(t) | \psi'_i(t) \rangle}{\sqrt{\langle \bar{\psi}_i(t) | \psi_i(t) \rangle \langle \bar{\psi}'_i(t) | \psi'_i(t) \rangle}}. \quad (8)$$

In particular, to evaluate Eq. (8), we require the spectral decomposition of the matrices  $\hat{\mathcal{L}}$ ,  $\hat{\mathcal{L}}'$ .

For ergodic random walks, the transition matrix  $\mathbf{W}$  can be diagonalized. For right eigenvectors of  $\mathbf{W}$  we have  $\mathbf{W} |\phi_i\rangle = \lambda_i |\phi_i\rangle$  for  $i = 1, \dots, N$ , where for the set of eigenvalues  $\lambda_1 = 1$  is unique and  $|\lambda_m| \leq 1$  for  $m = 2, \dots, N$ . On the other hand, from right eigenvectors we define a matrix  $\mathbf{Z}$  with elements  $Z_{ij} = \langle i | \phi_j \rangle$ . The matrix  $\mathbf{Z}$  is invertible, and a new set of vectors  $\langle \bar{\phi}_i |$  is obtained by means of  $(\mathbf{Z}^{-1})_{ij} = \langle \bar{\phi}_i | j \rangle$ , then

$$\delta_{ij} = (\mathbf{Z}^{-1} \mathbf{Z})_{ij} = \sum_{l=1}^N \langle \bar{\phi}_i | l \rangle \langle l | \phi_j \rangle = \langle \bar{\phi}_i | \phi_j \rangle \quad (9)$$

and

$$\mathbb{I} = \mathbf{Z} \mathbf{Z}^{-1} = \sum_{l=1}^N |\phi_l\rangle \langle \bar{\phi}_l|, \quad (10)$$

where  $\mathbb{I}$  is the  $N \times N$  identity matrix (see Refs. [5] for a detailed description). The sets of left and right eigenvectors of  $\mathbf{W}$  are the same for the normalized Laplacian  $\hat{\mathcal{L}}$ . The respective eigenvalues  $\xi_l$  of  $\hat{\mathcal{L}}$  are given by  $\xi_l = 1 - \lambda_l$ .

In a similar way, we can deduce the eigenvalues  $\xi'_l$  and eigenvectors  $|\phi'_i\rangle$ ,  $\langle\bar{\phi}'_l|$  of  $\hat{\mathcal{L}}'$ , satisfying the conditions in Eqs. (9) and (10). Therefore, in terms of the sets of eigenvalues and eigenvectors of the matrices  $\hat{\mathcal{L}}$ ,  $\hat{\mathcal{L}}'$ , we have

$$\exp[-\hat{\mathcal{L}}t] = \sum_{l=1}^N \exp[-\xi_l t] |\phi_l\rangle \langle\bar{\phi}_l|, \quad (11)$$

$$\exp[-\hat{\mathcal{L}}'t] = \sum_{l=1}^N \exp[-\xi'_l t] |\phi'_l\rangle \langle\bar{\phi}'_l|. \quad (12)$$

Then, by using the definitions in Eqs. (5)-(7), we obtain

$$\begin{aligned} \langle\bar{\psi}_i(t)|\psi'_i(t)\rangle &= \sum_{l,m=1}^N e^{-(\xi_l + \xi'_m)t} \\ &\quad \times \langle i|\phi_l\rangle \langle\bar{\phi}_l|\phi'_m\rangle \langle\bar{\phi}'_m|i\rangle. \end{aligned} \quad (13)$$

In this relation, the values  $\langle\bar{\phi}_l|\phi'_m\rangle$  quantify the differences between the two bases associated to  $\hat{\mathcal{L}}$ ,  $\hat{\mathcal{L}}'$ . In a similar manner, we have

$$\langle\bar{\psi}_i(t)|\psi_i(t)\rangle = \sum_{l=1}^N e^{-2\xi_l t} \langle i|\phi_l\rangle \langle\bar{\phi}_l|i\rangle, \quad (14)$$

$$\langle\bar{\psi}'_i(t)|\psi'_i(t)\rangle = \sum_{l=1}^N e^{-2\xi'_l t} \langle i|\phi'_l\rangle \langle\bar{\phi}'_l|i\rangle. \quad (15)$$

Then, the introduction of Eqs. (13)-(15) in Eq. (8) allows the calculation of the cosine similarity  $\mathcal{D}_i(\hat{\mathcal{L}}, \hat{\mathcal{L}}'; t)$  considering the initial node  $i$ . In addition, it is convenient to calculate the global value

$$\bar{\mathcal{D}}(t) \equiv \frac{1}{N} \sum_{i=1}^N |\mathcal{D}_i(\hat{\mathcal{L}}, \hat{\mathcal{L}}'; t)| \quad (16)$$

and the maximum global dissimilarity given by

$$|\bar{\mathcal{D}}|_{\max} \equiv \max\{\bar{\mathcal{D}}(t) \forall t \geq 0\}. \quad (17)$$

Finally, it is worth mentioning that in the temporal evolution given by Eq. (3) for random walks defined in such a way that the walker can reach any node from any initial condition, the eigenvalue  $\xi_1 = 0$  is unique. The eigenvector associated to  $\xi_1 = 0$  defines the stationary distribution  $p_j^\infty(\hat{\mathcal{L}})$  that describes the probability for  $t \rightarrow \infty$  and takes the form

$$p_j^\infty(\hat{\mathcal{L}}) = \langle i|\phi_1\rangle \langle\bar{\phi}_1|j\rangle. \quad (18)$$

However,  $\langle i|\phi_1\rangle$  is constant and, as a consequence,  $p_j^\infty(\hat{\mathcal{L}})$  is independent of the initial condition. A similar result is valid for the dynamics with  $\hat{\mathcal{L}}'$

$$p_j^\infty(\hat{\mathcal{L}}') = \langle i|\phi'_1\rangle \langle\bar{\phi}'_1|j\rangle. \quad (19)$$

Therefore, considering the limit  $t \rightarrow \infty$  for  $\mathcal{D}_i(\hat{\mathcal{L}}, \hat{\mathcal{L}}'; t)$  in Eq. (8), we have

$$\lim_{t \rightarrow \infty} \langle\bar{\psi}_i(t)|\psi_i(t)\rangle = \langle i|\phi_1\rangle \langle\bar{\phi}_1|i\rangle = p_i^\infty(\hat{\mathcal{L}}), \quad (20)$$

$$\lim_{t \rightarrow \infty} \langle\bar{\psi}'_i(t)|\psi'_i(t)\rangle = \langle i|\phi'_1\rangle \langle\bar{\phi}'_1|i\rangle = p_i^\infty(\hat{\mathcal{L}}') \quad (21)$$

and

$$\begin{aligned} \lim_{t \rightarrow \infty} \langle\bar{\psi}_i(t)|\psi'_i(t)\rangle &= \langle i|\phi_1\rangle \langle\bar{\phi}_1|\phi'_1\rangle \langle\bar{\phi}'_1|i\rangle \\ &= \sum_{l=1}^N \langle i|\phi_1\rangle \langle\bar{\phi}_1|l\rangle \langle l|\phi'_1\rangle \langle\bar{\phi}'_1|i\rangle = \sum_{l=1}^N p_l^\infty(\hat{\mathcal{L}}) p_i^\infty(\hat{\mathcal{L}}'), \\ &= p_i^\infty(\hat{\mathcal{L}}') \end{aligned} \quad (22)$$

to obtain

$$\mathcal{D}_i(\hat{\mathcal{L}}, \hat{\mathcal{L}}'; t \rightarrow \infty) = 1 - \frac{p_i^\infty(\hat{\mathcal{L}}')}{\sqrt{p_i^\infty(\hat{\mathcal{L}}) p_i^\infty(\hat{\mathcal{L}}')}}. \quad (23)$$

We see that  $\mathcal{D}_i(\hat{\mathcal{L}}, \hat{\mathcal{L}}'; t \rightarrow \infty)$  is a comparison of the stationary probability distributions associated to the processes defined by  $\hat{\mathcal{L}}$  and  $\hat{\mathcal{L}}'$ . In particular, if the stationary distributions of these processes coincide, we have  $\mathcal{D}_i(\hat{\mathcal{L}}, \hat{\mathcal{L}}'; t \rightarrow \infty) = 0$ .

### III. DYNAMICS ON CIRCULANT NETWORKS

In this section, we apply the general theory in Sec. II to the study of processes defined in terms of circulant matrices. The results are illustrated with the analysis of diffusive transport on interacting cycles and biased random walks on rings.

#### A. Circulant matrices

Let us now apply the general definition in Eq. (8) to the particular case where  $\hat{\mathcal{L}}$  and  $\hat{\mathcal{L}}'$  are defined by circulant matrices. A circulant matrix  $\mathbf{C}$  is a  $N \times N$  matrix defined by [13]

$$\mathbf{C} = \begin{pmatrix} c_0 & c_{N-1} & c_{N-2} & \dots & c_1 \\ c_1 & c_0 & c_{N-1} & \dots & c_2 \\ c_2 & c_1 & c_0 & \dots & c_3 \\ \vdots & \vdots & \vdots & \ddots & \vdots \\ c_{N-1} & c_{N-2} & c_{N-3} & \dots & c_0 \end{pmatrix}, \quad (24)$$

with entries denoted by  $C_{ij}$ . Then, each column has real elements  $c_0, c_1, \dots, c_{N-1}$  ordered in such a way that  $c_0$

describes the diagonal elements and  $C_{ij} = c_{(i-j) \bmod N}$ . In addition, the elementary circulating matrix  $\mathbf{E}$  is defined, with all its null elements except  $c_1 = 1$ . From  $\mathbf{E}$ , the integer powers  $\mathbf{E}^l$  for  $l = 0, 1, 2, \dots, N-1$  are also circulant matrices with null elements except  $c_l = 1$ . Therefore, Eq. (24) can be expressed as [13]

$$\mathbf{C} = \sum_{m=0}^{N-1} c_m \mathbf{E}^m, \quad (25)$$

where  $\mathbb{I} = \mathbf{E}^0$ . Furthermore, the relation  $\mathbf{E}^N = \mathbb{I}$  requires that the eigenvalues  $\nu$  of  $\mathbf{E}$  satisfy  $\nu^N = 1$ ; therefore, those eigenvalues are given by [13]

$$\nu_l = e^{i \frac{2\pi(l-1)}{N}} \quad \text{for} \quad l = 1, \dots, N, \quad (26)$$

with  $i \equiv \sqrt{-1}$ . The respective eigenvectors  $\{|\Psi_m\rangle\}_{m=1}^N$  have the components  $\langle l|\Psi_m\rangle = \frac{1}{\sqrt{N}} e^{-i \frac{2\pi}{N}(l-1)(m-1)}$  and  $\langle \Psi_l|m\rangle = \frac{1}{\sqrt{N}} e^{i \frac{2\pi}{N}(l-1)(m-1)}$  [13]. Now, considering Eq. (25), the eigenvectors  $|\Psi_l\rangle$  satisfy  $\mathbf{C}|\Psi_l\rangle = \eta_l |\Psi_l\rangle$ , where the eigenvalues  $\eta_l$  are given by (see Ref. [13] for details)

$$\eta_l = \sum_{m=0}^{N-1} c_m e^{i \frac{2\pi}{N}(l-1)m} \quad (27)$$

for  $l = 1, 2, \dots, N$ . All these analytical results show that the eigenvectors of circulant matrices are the same, whereas the respective eigenvalues include the values of the coefficients  $c_0, c_1, \dots, c_{N-1}$ .

Then, if both matrices  $\hat{\mathcal{L}}$  and  $\hat{\mathcal{L}}'$  are circulant, in the expressions in Eqs. (13)-(15), we have  $\langle \bar{\phi}_l | \phi'_m \rangle = \delta_{lm}$ ,  $\langle i | \phi_l \rangle \langle \bar{\phi}_l | i \rangle = \langle i | \phi'_l \rangle \langle \bar{\phi}'_l | i \rangle = 1/N$ , therefore

$$\langle \bar{\psi}_i(t) | \psi'_i(t) \rangle = \frac{1}{N} \sum_{l=1}^N e^{-(\xi_l + \xi'_l)t}, \quad (28)$$

$$\langle \bar{\psi}_i(t) | \psi_i(t) \rangle = \frac{1}{N} \sum_{l=1}^N e^{-2\xi_l t}, \quad (29)$$

$$\langle \bar{\psi}'_i(t) | \psi'_i(t) \rangle = \frac{1}{N} \sum_{l=1}^N e^{-2\xi'_l t}. \quad (30)$$

As a consequence, Eq. (8) takes the form

$$\mathcal{D}(t) = 1 - \frac{\sum_{l=1}^N e^{-(\xi_l + \xi'_l)t}}{\sqrt{\sum_{l=1}^N e^{-2\xi_l t} \sum_{m=1}^N e^{-2\xi'_m t}}} \quad (31)$$

where the eigenvalues  $\xi_l, \xi'_l$  are given by Eq. (27) considering the respective entries defining  $\hat{\mathcal{L}}$  and  $\hat{\mathcal{L}}'$ . In contrast with the general definition in Eq. (8), in Eq. (31) we see that  $\mathcal{D}(t)$  is independent of the initial node  $i$ . This is

because, when  $\hat{\mathcal{L}}$  and  $\hat{\mathcal{L}}'$  are circulant matrices, the symmetry of the dynamics allows each node to be seen as equivalent. This is the case, for example, when we define a standard random walker in a regular network.

As particular limits of  $\mathcal{D}(t)$ , we have  $\mathcal{D}(0) = 0$  and  $\lim_{t \rightarrow \infty} \mathcal{D}(t) = 0$ ; then, it is convenient to define a maximum dissimilarity given by

$$|\mathcal{D}|_{\max} \equiv \max\{|\mathcal{D}(t)| \forall t \geq 0\}. \quad (32)$$

In the following, we evaluate two particular cases in which the values of  $\mathcal{D}(t)$  and  $|\mathcal{D}|_{\max}$  are studied.

## B. Diffusion on interacting cycles

In this section, we explore the dynamics of a standard random walker with transition probabilities defined by  $w_{i \rightarrow j} = A_{ij}/k_i$  [5, 6]. The random walker hops between nodes with equal probability from one node to one of its neighbors. For the dynamics on a finite ring with  $N$  nodes, the modified Laplacian  $\hat{\mathcal{L}}$  is a circulant matrix defined by  $c_0 = 1$ ,  $c_1 = -1/2$ ,  $c_{N-1} = -1/2$ , therefore, through the application of Eq. (27) we have the eigenvalues of  $\hat{\mathcal{L}}$

$$\xi_l = 1 - \cos \left[ \frac{2\pi}{N}(l-1) \right]. \quad (33)$$

For the dynamics with  $\hat{\mathcal{L}}'$ , we consider a modification of the initial ring with  $N$  nodes to add a set of edges with a weight  $\epsilon > 0$  linking each node with nodes at distance 2 in the original ring. The new edges are an extension of the local neighborhood with interactions weighted with the parameter  $\epsilon$ . In this structure, a random walker moving through the links and considering the weights is defined by a circulant matrix  $\hat{\mathcal{L}}'$  with non-null elements  $c_0 = 1$ ,  $c_1 = c_{N-1} = -1/(2+2\epsilon)$ ,  $c_2 = c_{N-2} = -\epsilon/(2+2\epsilon)$ . Therefore, the application of Eq. (27) allows to deduce the eigenvalues for  $\hat{\mathcal{L}}'$  given by

$$\xi'_l = 1 - \frac{1}{1+\epsilon} \cos \left[ \frac{2\pi}{N}(l-1) \right] - \frac{\epsilon}{1+\epsilon} \cos \left[ \frac{4\pi}{N}(l-1) \right] \quad (34)$$

with  $\epsilon \geq 0$ . In particular, the limit  $\epsilon \rightarrow 0$  recovers the result in Eq. (33) for a ring. Then, from the analytical results for the eigenvalues in Eqs. (33) and (34), we can evaluate the dissimilarity  $\mathcal{D}(t)$  in Eq. (31) between the dynamics on the ring and the case with weighted links. The results are reported in Fig. 1 for different values of  $\epsilon$  and sizes  $N$ .

In panels 1(a)-(c), we present  $\mathcal{D}(t)$  as function of  $t$  using  $0.1 \leq \epsilon \leq 10$ , the numerical results are shown with curves with  $\epsilon$  codified in the colorbar for networks with  $N = 10, 100, 200$ . If  $\epsilon \ll 1$ , the results show that  $\mathcal{D}(t)$  is

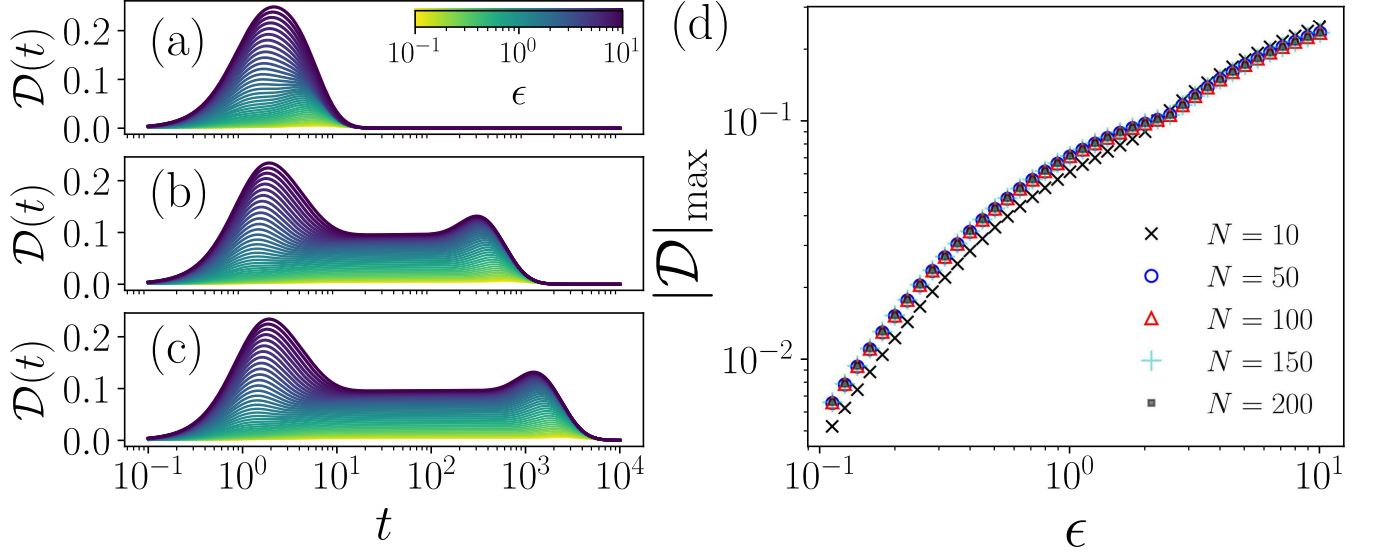


FIG. 1. Dissimilarity between the standard diffusion on a ring and on weighted interacting cycles.  $\mathcal{D}(t)$  as a function of  $t$  for networks with sizes: (a)  $N = 10$ , (b)  $N = 100$ , (c)  $N = 200$ , the weights  $\epsilon$  are codified in the colorbar. The results are obtained with the numerical evaluation of Eq. (31) with the eigenvalues (33) and (34). (d)  $|\mathcal{D}|_{\max}$  in Eq. (32) as a function of  $\epsilon$  for networks with different sizes  $N$ .

relatively small for all  $t$ . On the other hand, for  $\epsilon > 0$ ,  $\mathcal{D}(t)$  presents two relative maximums, this is clear for the cases with  $\epsilon \gg 1$  and  $N$  large [Figs. 1(b)-(c)]; however, for  $N = 10$  [Fig. 1(a)] the two peaks overlap. In the results, a first maximum is found at small times  $t \approx 2$  because the two random walk dynamics initially differ due to the effect of the weighted links with  $\epsilon$ . However, this modification is local, the global effect at large times produces a second peak, something that is clear in cases where  $\epsilon \gg 1$ . For  $t$  very large,  $\mathcal{D}(t) \rightarrow 0$  since the two processes have the same stationary probability  $p_j^\infty(\hat{\mathcal{L}}) = p_j^\infty(\hat{\mathcal{L}}') = 1/N$ .

In Fig. 1(d) we depict  $|\mathcal{D}|_{\max}$  that gives the the maximum  $|\mathcal{D}(t)|$  for  $t > 0$ . We represent  $|\mathcal{D}|_{\max}$  as a function of  $\epsilon$  for  $N = 10, 50, 100, 150, 200$ . The results show that  $|\mathcal{D}|_{\max}$  increases monotonically with  $\epsilon$ , the observed values are similar for large rings (with  $N \geq 50$ ), some differences appear for the network with  $N = 10$ .

### C. Biased transport on rings

A second example for the dissimilarity between dynamical processes defined with circulant matrices is obtained when we compare the standard random walk on a ring with a matrix  $\hat{\mathcal{L}}$  with non-null elements  $c_0 = 1$ ,  $c_1 = c_{N-1} = -1/2$  and eigenvalues given in Eq. (33) with the biased transport on a ring defined by a modified Laplacian  $\hat{\mathcal{L}}'$  with non-null elements  $c_0 = 1$ ,  $c_1 = -(1-\rho)$ ,  $c_{N-1} = -\rho$  with  $0 \leq \rho \leq 1$ . In this case,  $\rho$  and  $1-\rho$  define the probabilities to pass from one node to one of the two neighbors on a ring (on a circular layout, at each node the walker chooses to move clockwise with probability  $\rho$

and counterclockwise with probability  $1-\rho$ ). Therefore, the application of Eq. (27) leads to the eigenvalues of  $\hat{\mathcal{L}}'$

$$\xi'_l = 1 - (1-\rho) \exp \left[ i \frac{2\pi}{N} (l-1) \right] - \rho \exp \left[ -i \frac{2\pi}{N} (l-1) \right]. \quad (35)$$

The unbiased dynamics defined by  $\hat{\mathcal{L}}$  is recovered when  $\rho = 1/2$ . In particular, using  $\varphi_l \equiv \frac{2\pi}{N} (l-1)$ , we can rewrite Eq. (35) to have

$$\xi'_l = \xi_l + i(2\rho - 1) \sin \varphi_l. \quad (36)$$

The value  $\Delta_l = (2\rho - 1) \sin \varphi_l$  quantifies the modifications in the eigenvalues  $\xi_l$  of  $\hat{\mathcal{L}}$  in Eq. (33). In particular, the asymmetry of the transport produces complex eigenvalues generating an oscillatory behavior in the values of  $\mathcal{D}(t)$ , in particular in Eq. (31) the two sums including information of  $\hat{\mathcal{L}}'$  take the form

$$\sum_{l=1}^N e^{-(\xi_l + \xi'_l)t} = \sum_{l=1}^N e^{-2\xi_l t} \cos[(2\rho - 1)t \sin \varphi_l], \quad (37)$$

$$\sum_{l=1}^N e^{-2\xi'_l t} = \sum_{l=1}^N e^{-2\xi_l t} \cos[2(2\rho - 1)t \sin \varphi_l]. \quad (38)$$

In Fig. 2 we explore the numerical values of  $\mathcal{D}(t)$  and  $|\mathcal{D}|_{\max}$  for  $0.5 \leq \rho < 1$ . In Fig. 2(a), we show  $\mathcal{D}(t)$  as a function of  $t$  for  $\rho = 0.5, 0.55, \dots, 0.75$ . The results illustrate the oscillatory behavior of  $\mathcal{D}(t)$  for different values of  $\rho$ . For  $\rho = 1/2$ ,  $\mathcal{D}(t) = 0$ . In Fig. 2(b), we depict the maximum value of  $|\mathcal{D}(t)|$  as a function of  $\rho$  for rings



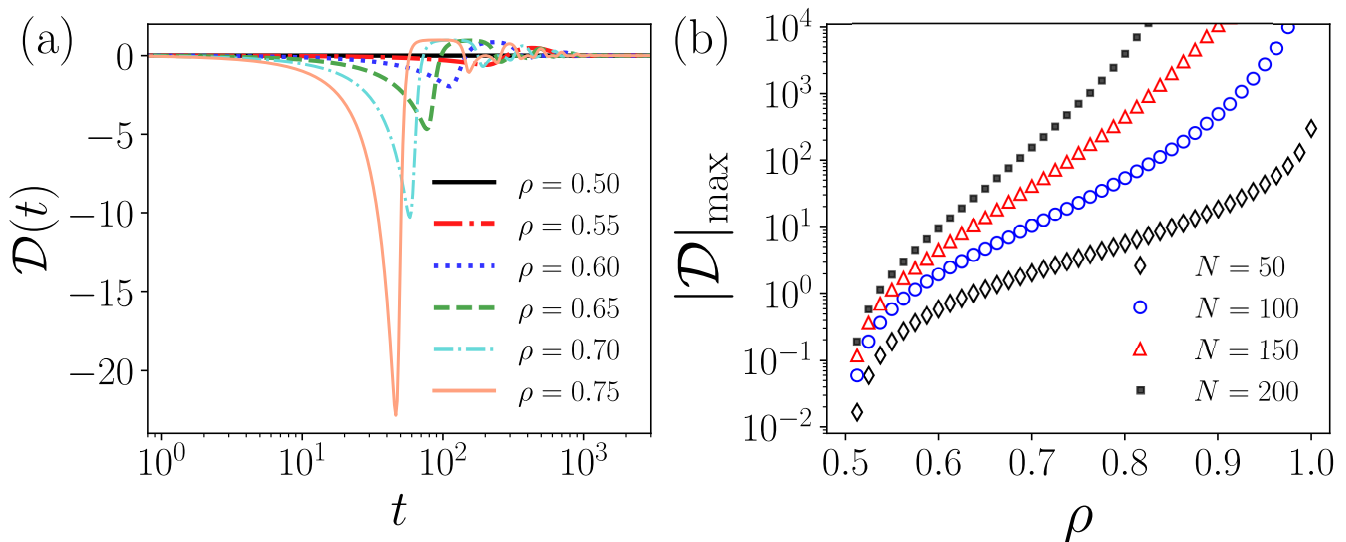


FIG. 2. Dissimilarity between the standard diffusion and the biased transport on rings. (a)  $\mathcal{D}(t)$  as a function of  $t$  for different bias  $\rho$ , the results are obtained with the numerical evaluation of Eq. (31) with the eigenvalues in Eqs. (33) and (36) for networks with  $N = 100$ . (b)  $|\mathcal{D}|_{\max}$  in Eq. (32) as a function of  $\rho$  for rings with sizes  $N = 50, 100, 150, 200$ .

with sizes  $N = 50, 100, 150, 200$ . The results for  $|\mathcal{D}|_{\max}$  increase monotonically in the interval  $0.5 < \rho < 1$  and for large rings  $|\mathcal{D}|_{\max} \gg 1$  for  $\rho > 0.9$  showing that these cases differ significantly when compared with the unbiased transport. In particular  $\rho = 1$  produces a deterministic case where the walker moves only clockwise (or only counterclockwise) visiting one of the nearest neighbors at each step, this deterministic limit is completely different of the random dynamics generated with  $\rho = 1/2$ .

#### IV. CHARACTERIZING THE EFFECT OF REWIRING

In the cases aforementioned for circulant matrices in Sec. III, all the nodes suffered the same modifications in the second process defined by  $\hat{\mathcal{L}}'$ . In this manner,  $\mathcal{D}(t)$  in Eq. (31) captures the differences between the two dynamical processes analyzed. However, other modifications of the Laplacian  $\hat{\mathcal{L}}'$  may be due to heterogeneous alterations in the nodes. In this section, we explore two cases where we compare the effect of introducing a new edge in a ring and the differences generated by random rewiring in a regular network.

##### A. Ring with an additional link

In this case, we compare the dynamics generated by  $\hat{\mathcal{L}}$  for a standard random walk on a ring with  $N$  nodes as defined in Sec. III B. The second process generated by  $\hat{\mathcal{L}}'$  describes the same dynamics but on a different network defined by a ring with an additional edge connecting two nodes at a distance  $\ell = 2, 3, \dots, \lfloor N/2 \rfloor$  in the original

ring. In the graph theory literature this type of edge is called a chord [25].

In the following, we explore the effect of  $\ell$  when we compare the diffusive dynamics in the ring and the ring with a chord. Here, it is worth mentioning that in all the cases the matrices  $\hat{\mathcal{L}}$  and  $\hat{\mathcal{L}}'$  differ in particular entries. However, for any  $\ell$ , we have  $\sum_{i,j} |\mathcal{L}_{ij} - \mathcal{L}'_{ij}| = 4/3$ , showing that the direct comparison of the matricial elements does not capture the differences between the dynamics generated by  $\hat{\mathcal{L}}$  and  $\hat{\mathcal{L}}'$ .

Therefore, for a comparison of  $\hat{\mathcal{L}}$  and  $\hat{\mathcal{L}}'$  in the context of diffusive transport, we use the average value  $\bar{\mathcal{D}}(t)$  in Eq. (16) and its maximum value  $|\bar{\mathcal{D}}|_{\max}$  in Eq. (17). The numerical results for networks with  $N = 50, 100, 200$  are shown in Fig. 3. In panels 3(a)-(c) we depict  $\bar{\mathcal{D}}(t)$  as a function of  $t$ , the results are presented as different curves generated for  $\ell = 2, 3, \dots, \lfloor N/2 \rfloor$ . The numerical values of  $\bar{\mathcal{D}}(t)$  show that  $\bar{\mathcal{D}}(t) \approx 0$  for  $t$  small, then  $\bar{\mathcal{D}}(t)$  gradually increases; in particular, for  $\ell = 2$ , the increments are monotonic until reaching a plateau. For  $\ell \gg 2$  we observe a peak that rises with  $\ell$ . The results are in good agreement with the fact that introducing a chord with small  $\ell$ , the average of  $|\mathcal{D}_i(\hat{\mathcal{L}}, \hat{\mathcal{L}}'; t)|$  over all the nodes  $i$  are small since the chord only produces little variations affecting the global dynamics, these differences reduce when we increase the size of the network  $N$ . Furthermore,  $\ell$  large creates greater connectivity that substantially changes the dynamics with respect to the original ring. The results show that for  $\ell$  large, the time  $t$  where is produced the maximum of  $\bar{\mathcal{D}}(t)$  increases with the size of the network.

On the other hand, in the limit  $t \rightarrow \infty$ ,  $\bar{\mathcal{D}}(t)$  shows a comparison between the two stationary distributions of

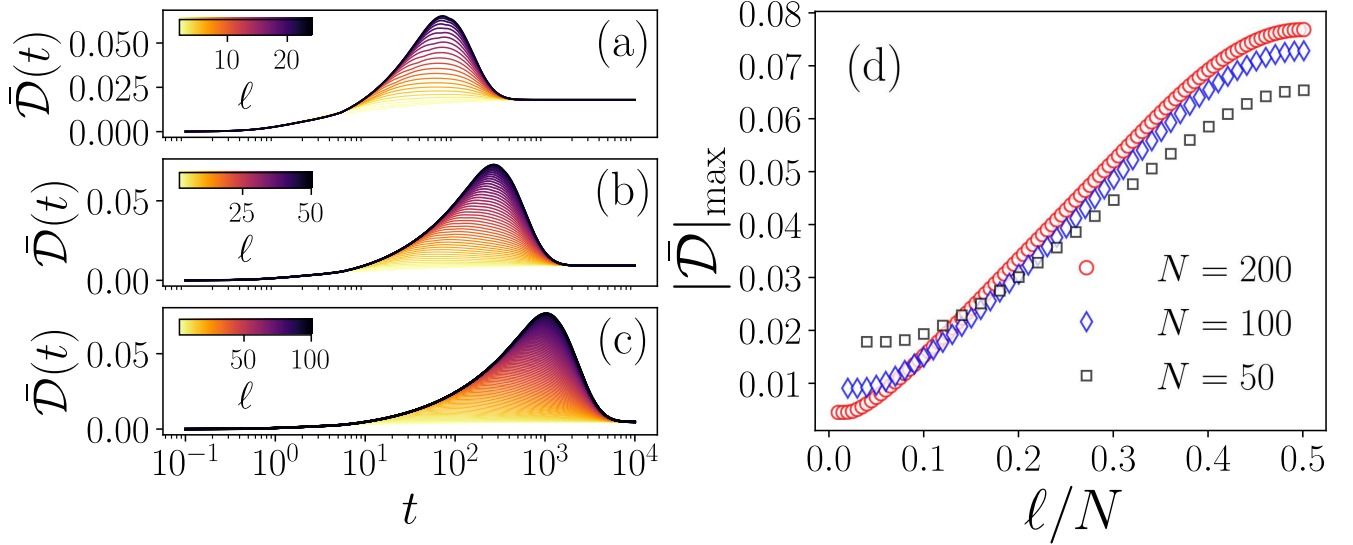


FIG. 3. Dissimilarity between the standard diffusion on a ring and on a ring with an additional edge.  $\hat{\mathcal{D}}(t)$  as a function of  $t$  for different values of  $\ell = 2, 3, \dots, \lfloor N/2 \rfloor$ , codified in the colorbar. The results are obtained with the numerical evaluation of Eqs. (8) and (16) for networks with: (a)  $N = 50$ , (b)  $N = 100$ , (c)  $N = 200$ . (d)  $|\hat{\mathcal{D}}|_{\max}$  in Eq. (17) as a function of  $\ell/N$  for networks with  $N = 50, 100, 200$ .

the random walk dynamics generated with  $\hat{\mathcal{L}}, \hat{\mathcal{L}}'$ . Using Eq. (23)

$$\begin{aligned} \bar{\mathcal{D}}(\infty) &\equiv \lim_{t \rightarrow \infty} \bar{\mathcal{D}}(t) \\ &= \frac{(N-2)}{N} \left| 1 - \sqrt{\frac{N}{N+1}} \right| + \frac{2}{N} \left| 1 - \sqrt{\frac{3N}{2(N+1)}} \right| \\ &= 1 - \frac{4}{N} - \sqrt{\frac{N}{N+1}} + \frac{\sqrt{6}+2}{\sqrt{N(N+1)}}, \end{aligned} \quad (39)$$

therefore,  $\bar{\mathcal{D}}(\infty)$  decreases with  $N$  for  $N \geq 3$ . In particular, for  $N = 50, 100, 200$ ,  $\bar{\mathcal{D}}(\infty)$  takes the values 0.01797, 0.009237, 0.004683, respectively. These results agree with the numerical values obtained for  $t$  large in Figs. 3(a)-(c).

In Fig. 3(d) we present the values of the maximum dissimilarity  $|\hat{\mathcal{D}}|_{\max}$  in Eq. (17) in terms of the value  $\ell/N$ . The results allow us to compare the dynamics on the ring and the effect of the chord. For the different sizes of the networks, we see  $|\hat{\mathcal{D}}|_{\max}$  increases monotonically with  $\ell$ .

### B. Rewiring using the Watts-Strogatz model

Let us now consider the effect of random rewiring on networks. To this end, we define  $\hat{\mathcal{L}}$  describing the standard random walk on a regular network and  $\hat{\mathcal{L}}'$  for the same dynamics on a new structure generated with the stochastic rewiring of multiple links. The networks are obtained with the Watts-Strogatz model [26]. In this case, a random network is generated as follows: a ring is connected to the same number  $J$  of nearest neighbors on

each side,  $2J$  is the degree of each node. This network resembles a one-dimensional lattice with periodic boundary conditions. Then, a Watts-Strogatz network is created by removing each edge with uniform, independent probability  $p$  and rewiring it to yield an edge between a pair of nodes that are chosen uniformly at random [26].

We analyze the effect of rewiring for networks described by  $J = 2$  and the probability  $p$  comparing a random walker in the structure obtained for  $p = 0$  and the dynamics with  $0 \leq p \leq 1$ . For  $p = 0$ , the network is regular and  $\hat{\mathcal{L}}$  is a circulant matrix defined by non-null elements  $c_0 = 1$ ,  $c_1 = c_2 = c_{N-1} = c_{N-2} = -1/4$ . The second process defined by  $\hat{\mathcal{L}}'$  takes place on the modified network generated with rewiring  $p$  and transition probabilities  $w_{i \rightarrow j} = A_{ij}/k_i$ .

In Fig. 4, we explore  $|\hat{\mathcal{D}}|_{\max}$  obtained numerically for networks with  $N = 100, 200, 300$  and different values of  $p$ . Since, for each  $p$  the rewiring produces a different network, we evaluate the results for 100 realizations. We present the ensemble average  $\langle |\hat{\mathcal{D}}|_{\max} \rangle$  over realizations and the error bars show the respective standard deviation. The results show that for a fixed  $p$ ,  $\langle |\hat{\mathcal{D}}|_{\max} \rangle$  increases with the size  $N$ , this relation is reasonable since although  $p$  is the same, the number of rewired links increase with  $N$  producing larger differences with the transport on the regular network for the dynamics with  $\hat{\mathcal{L}}$ . On the other hand, for networks with the same size, the values of  $\langle |\hat{\mathcal{D}}|_{\max} \rangle$  increase monotonically with  $p$ . However, the rate of increase is greater in the interval  $0 < p < 0.2$  showing that a little fraction of rewiring produces significant changes in the diffusive transport. This is a consequence of the emergence of the well known small-world

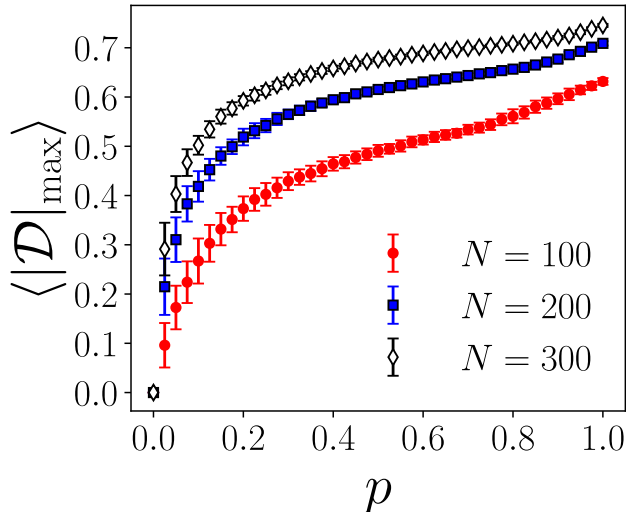


FIG. 4. Comparison of the diffusive transport on a regular network and Watts-Strogatz random networks with rewiring probability  $p$ . Ensemble average  $\langle |\mathcal{D}|_{\max} \rangle$  over 100 realizations of the random networks generated for each value of  $p$ , the error bars represent the standard deviation of the results, the sizes of the network are  $N = 100, 200, 300$ .

property in the Watts-Strogatz model [26].

## V. COMPARING DIFFERENT RANDOM WALK STRATEGIES

In the applications described in Secs. III and IV, we compared the dynamics of random walkers to see the effect of modifications in the network through the introduction of new edges, changes in weights, and rewiring. In the following part, we describe two cases where the network is the same but the random walker is modified with a particular parameter.

### A. Degree biased random walks

In this section, we discuss degree-biased random walks. For this case, the random walker hops with transition probabilities  $w_{i \rightarrow j}$  depending on the degrees of the neighbors of the node  $i$ . Degree-biased random walks are defined by a transition matrix  $\mathbf{W}(\beta)$  with elements [22]

$$w_{i \rightarrow j}(\beta) = \frac{A_{ij} k_j^\beta}{\sum_{l=1}^N A_{il} k_l^\beta}, \quad (40)$$

where  $\beta$  is a real parameter. In Eq. (40),  $\beta > 0$  describes the bias to hop to neighbor nodes with a higher degree, whereas for  $\beta < 0$  this behavior is inverted and, the walker tends to hop to nodes less connected. When  $\beta = 0$ , the normal random walk with  $w_{i \rightarrow j} = A_{ij}/k_i$  is recovered.

The random walk in Eq. (40) is also defined in terms of a symmetric matrix of weights  $\Omega$  with elements  $\Omega_{ij} = A_{ij}(k_i k_j)^\beta$  with transition probabilities [5]

$$w_{i \rightarrow j} = \frac{\Omega_{ij}}{\sum_{l=1}^N \Omega_{il}} = \frac{\Omega_{ij}}{S_i}.$$

Here  $S_i = \sum_{l=1}^N \Omega_{il}$  and represents the total weight of the node  $i$  (see Ref. [5] for a review of different random walks defined using a symmetric matrix of weights). In terms of this formalism, in connected undirected networks, degree biased random walks are ergodic for  $\beta$  finite and the stationary distribution is given by [5]

$$p_i^\infty = \frac{S_i}{\sum_{l=1}^N S_l} = \frac{\sum_{l=1}^N (k_i k_l)^\beta A_{il}}{\sum_{l,m=1}^N (k_l k_m)^\beta A_{lm}}. \quad (41)$$

Degree biased random walks have been studied extensively in the literature in different contexts as varied as routing processes [27], chemical reactions [28], extreme events [29, 30], multiple random walks on networks [31, 32], among others [22, 33, 34]. Recently, degree-biased random walks have been generalized to include multiple biases [35], in potential-driven random walks [36], to examine the influence of damage and aging in complex systems [37, 38] and, to incorporate a particular bias in each node [39].

Once defined the transition matrix for degree biased random walks, we can use this information in the definition of a normalized Laplacian matrix associated to the continuous-time dynamics

$$\hat{\mathcal{L}}(\beta) = \mathbb{I} - \mathbf{W}(\beta). \quad (42)$$

Here  $\beta$  is a given value of the bias parameter that serves as a reference to compare it with a second process

$$\hat{\mathcal{L}}'(\beta') = \mathbb{I} - \mathbf{W}(\beta'). \quad (43)$$

In this manner, we can compare the dynamics with bias parameter  $\beta'$  with a particular reference given by  $\beta$ .

In Fig. 5, we calculate numerically  $|\bar{\mathcal{D}}|_{\max}$  in Eq. (17) as a function of  $\beta'$  considering three particular values of the reference value  $\beta$  for degree biased random walks on a scale-free Barabási-Albert network with power-law distributed node degrees, generated with the preferential attachment rule [40]. In this network the degrees present different values with the existence of some hubs and a high fraction of nodes with few neighbors. Due to this heterogeneity, the degree biased random walk strategy differs from the unbiased case. In a first analysis, we compare the unbiased case with  $\beta = 0$  with the dynamics with  $-5 \leq \beta' \leq 5$ , in particular  $|\bar{\mathcal{D}}|_{\max} = 0$  when  $\beta' = 0$ . We also implement the formalism for  $\beta = 2$  and  $\beta = -2$  as references. In particular, we see that for  $\beta = 2$ , the maximum dissimilarity  $|\bar{\mathcal{D}}|_{\max}$  remains relatively small for  $\beta' > 2$  in comparison with the values for



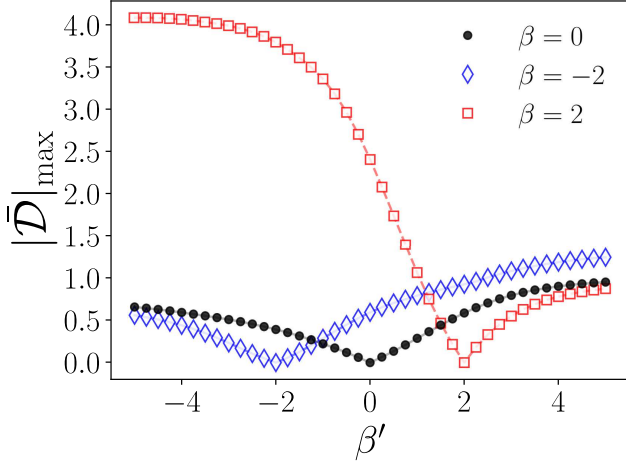


FIG. 5. Maximum dissimilarity  $|\hat{\mathcal{D}}|_{\max}$  for degree biased random walks in Eq. (40) defined by  $\beta'$  using as a reference the dynamics with  $\beta = -2, 0, 2$  in a complex network of the Barabási-Albert type with  $N = 100$  nodes.

$\beta' < 0$  evidencing marked differences between the respective processes.

The results also show that the dissimilarity measure implemented in Eq. (8) depends on the order of the reference  $\hat{\mathcal{L}}$  and the second process  $\hat{\mathcal{L}}'$ . In the general case,  $\mathcal{D}_i(\hat{\mathcal{L}}, \hat{\mathcal{L}}'; t) \neq \mathcal{D}_i(\hat{\mathcal{L}}', \hat{\mathcal{L}}; t)$  with the exception of cases where  $\hat{\mathcal{L}}\hat{\mathcal{L}}' = \hat{\mathcal{L}}'\hat{\mathcal{L}}$  as, for example, when  $\hat{\mathcal{L}}$  and  $\hat{\mathcal{L}}'$  are circulant matrices.

### B. Random walks with reset

In this section we consider a random walk with stochastic reset to a particular node [23]. The walker performs two types of steps: with probability  $1 - \gamma$ , a random jump from the node currently occupied to a different node of the network, or, with probability  $\gamma$ , a resetting to a fixed node  $r$ . Without resetting ( $\gamma = 0$ ), the probability to hop to  $m$  from  $l$  is  $w_{l \rightarrow m}$ , the random walk is ergodic and described by the transition matrix  $\mathbf{W}$ .

The dynamics with stochastic reset is defined by the transition probability matrix  $\mathbf{\Pi}(r; \gamma)$  with elements

$$\pi_{l \rightarrow m}(r; \gamma) \equiv (1 - \gamma)w_{l \rightarrow m} + \gamma \delta_{rm}, \quad (44)$$

where  $\sum_{m=1}^N \pi_{l \rightarrow m}(r; \gamma) = 1$ . The matrix  $\mathbf{\Pi}(r; \gamma)$  completely entails the process with resetting, which is able to reach all the nodes of the network if the resetting probability  $\gamma$  is  $< 1$ . The matrices  $\mathbf{W}$  and  $\mathbf{\Pi}(r; \gamma)$  are stochastic matrices: knowing their eigenvalues and eigenvectors allows the calculation of the occupation probability at any time, including the stationary distribution at  $t \rightarrow \infty$ , as well as the mean first passage time to any node. The eigenvalues and eigenvectors of  $\mathbf{\Pi}(r; \gamma)$  are related to those of  $\mathbf{W}$ , which is recovered in the limit

$\gamma = 0$  (see a detailed discussion in Refs. [23, 24, 41, 42]).

The connection between the eigenvalues  $\lambda_l$  of  $\mathbf{W}$  and  $\zeta_l(r; \gamma)$  for  $\mathbf{\Pi}(r; \gamma)$  is obtained from the relation [23]

$$\mathbf{\Pi}(r; \gamma) = (1 - \gamma)\mathbf{W} + \gamma\mathbf{\Theta}(r), \quad (45)$$

where the elements of the matrix  $\mathbf{\Theta}(r)$  are  $\Theta_{lm}(r) = \delta_{mr}$ . Namely,  $\mathbf{\Theta}(r)$  has entries 1 in the  $r^{\text{th}}$ -column and null entries everywhere else, therefore (see Ref. [23] for details)

$$\zeta_l(r; \gamma) = \begin{cases} 1 & \text{for } l = 1, \\ (1 - \gamma)\lambda_l & \text{for } l = 2, 3, \dots, N. \end{cases} \quad (46)$$

This result reveals that the eigenvalues are independent of the choice of the resetting node  $r$ . On the other hand, the left eigenvectors of  $\mathbf{\Pi}(r; \gamma)$  are given by [23]

$$\langle \bar{\psi}_1(r; \gamma) | = \langle \bar{\phi}_1 | + \sum_{m=2}^N \frac{\gamma}{1 - (1 - \gamma)\lambda_m} \frac{\langle r | \phi_m \rangle}{\langle r | \phi_1 \rangle} \langle \bar{\phi}_m | \quad (47)$$

whereas  $\langle \bar{\psi}_l(r; \gamma) | = \langle \bar{\phi}_l |$  for  $l = 2, \dots, N$ . Similarly, the right eigenvectors are given by:  $|\psi_1(r; \gamma)\rangle = |\phi_1\rangle$  and [23]

$$|\psi_l(r; \gamma)\rangle = |\phi_l\rangle - \frac{\gamma}{1 - (1 - \gamma)\lambda_l} \frac{\langle r | \phi_l \rangle}{\langle r | \phi_1 \rangle} |\phi_1\rangle, \quad (48)$$

for  $l = 2, \dots, N$ .

Once described the dynamics with resetting and modifications that the stochastic restart introduces in the eigenvalues and eigenvectors of  $\mathbf{\Pi}(r; \gamma)$ , let us now to compare the process defined in continuous time by the matrix

$$\hat{\mathcal{L}} = \mathbb{I} - \mathbf{W} \quad (49)$$

with eigenvalues  $\xi_l = 1 - \lambda_l$  and right and left eigenvectors  $|\phi_l\rangle$ ,  $\langle \bar{\phi}_l |$  and a second process with resetting given by

$$\hat{\mathcal{L}}' = \mathbb{I} - \mathbf{\Pi}(r; \gamma) \quad (50)$$

with eigenvalues  $\xi'_l = 1 - \zeta_l(r; \gamma)$  where  $\zeta_l(r; \gamma)$  is given by Eq. (46) and eigenvectors  $|\psi_l(r; \gamma)\rangle$ ,  $\langle \bar{\psi}_l(r; \gamma) |$  in Eqs. (47)-(48).

Here, it is important to notice that using the definitions in Eqs. (49) and (50):  $\hat{\mathcal{L}} - \hat{\mathcal{L}}' = \gamma[\mathbf{\Theta}(r) - \mathbf{W}]$ . Therefore the direct comparison of the elements of  $\hat{\mathcal{L}}$  and  $\hat{\mathcal{L}}'$  gives

$$\sum_{i,j=1}^N |\mathcal{L}_{ij} - \mathcal{L}'_{ij}| = \gamma \sum_{i,j=1}^N |\delta_{rj} - w_{i \rightarrow j}|. \quad (51)$$

Showing that this particular comparison of elements is proportional to  $\gamma$  and does not give more information of the differences between the two dynamics.

For the processes defined by  $\hat{\mathcal{L}}$  and  $\hat{\mathcal{L}}'$ , we evaluate the relations in Eqs. (13)-(15) to express the results in terms of

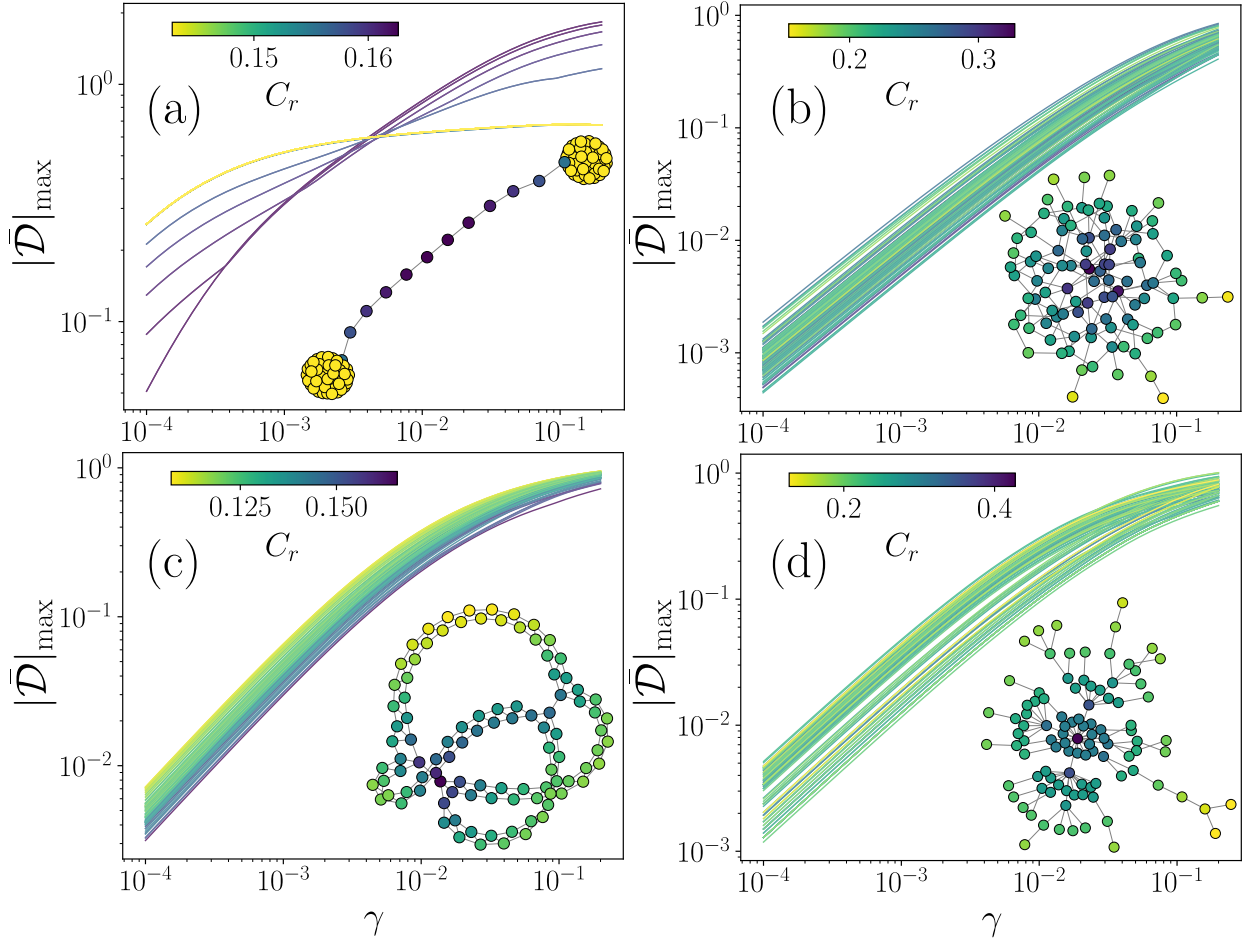


FIG. 6. Maximum dissimilarity  $|\bar{\mathcal{D}}|_{\max}$  between standard random walks and random dynamics with reset to the node  $r$  with probability  $\gamma$  for networks with  $N = 100$  nodes: (a) Barbell, (b) Watts-Strogatz, (c) Erdős-Rényi and, (d) Barabási-Albert, where each newly introduced node connects to  $m$  previous nodes ( $m = 1$ ). We depict the values of  $|\bar{\mathcal{D}}|_{\max}$  as a function of  $\gamma$  for all the nodes  $r = 1, \dots, N$ . To identify the effects of resetting, we colored each node  $r$  and the curves with results using respective closeness centrality  $C_r \equiv \frac{N}{\sum_{j=1}^N d_{rj}}$  of node  $r = 1, \dots, N$ .

$|\phi_l\rangle, \langle\bar{\phi}_l|$  for the dynamics without resetting. We obtain

$$\begin{aligned} \langle\Psi_i(t)|\Psi'_i(t)\rangle &= \sum_{l=1}^N \langle i|\phi_l\rangle\langle\bar{\phi}_l|i\rangle e^{-(\xi_l+\xi'_l)t} \\ &+ \gamma \sum_{m=2}^N \frac{1}{\xi'_m} \langle r|\phi_m\rangle\langle\bar{\phi}_m|i\rangle \left(1 - e^{-\xi'_m t}\right), \end{aligned}$$

$$\langle\Psi_i(t)|\Psi_i(t)\rangle = \sum_{l=1}^N \langle i|\phi_l\rangle\langle\bar{\phi}_l|i\rangle e^{-2\xi_l t},$$

$$\begin{aligned} \langle\Psi'_i(t)|\Psi'_i(t)\rangle &= \sum_{l=1}^N \langle i|\phi_l\rangle\langle\bar{\phi}_l|i\rangle e^{-2\xi'_l t} \\ &+ \gamma \sum_{m=2}^N \frac{1}{\xi'_m} \langle r|\phi_m\rangle\langle\bar{\phi}_m|i\rangle \left(1 - e^{-2\xi'_m t}\right). \end{aligned}$$

Using this information, we can evaluate  $\mathcal{D}_i(\hat{\mathcal{L}}, \hat{\mathcal{L}}'; t)$  in Eq. (8) to obtain the maximum dissimilarity  $|\bar{\mathcal{D}}|_{\max}$  in Eq. (17).

In Fig. 6, we present the numerical values of  $|\bar{\mathcal{D}}|_{\max}$  as a function of  $\gamma$  for networks with  $N = 100$  considering all the values of  $r$  for the resetting node, each network is presented as an inset. The node  $r$  and the curves with results are colored the using respective closeness centrality  $C_r \equiv \frac{N}{\sum_{j=1}^N d_{rj}}$  of node  $i = 1, \dots, N$ . In Fig. 6(a) we analyze a Barbell graph (constructed by connecting two fully connected networks with 45 nodes with a line of 10 nodes) [43]. In Fig. 6(b) a Watts-Strogatz network [26] with rewiring probability  $p = 0.01$ . In panel Fig. 6(c) an Erdős-Rényi network [44] with average degree  $\langle k \rangle = 2.72$ , and in 6(d) a scale-free Barabási-Albert network with power-law distributed node degrees, generated with the preferential attachment rule [40].

In general, our findings in Fig. 6 show the global differ-

ence between the diffusion and the diffusion with stochastic reset on networks. The characterization given by  $|\bar{\mathcal{D}}|_{\max}$  goes beyond what can be obtained by a direct comparison of the matricial elements in Eq. (51) revealing the dependence with the node  $r$  where the reset is produced. These particularities are observed in all the networks analyzed but are more evident in the case of the Barbell graph in Fig. 6(a).

## VI. CONCLUSIONS

We explore the comparison between diffusive transportation processes on networks. The implemented measure quantifies the dissimilarity of states that evolve with the information consigned in normalized Laplacians  $\mathcal{L}$  and  $\mathcal{L}'$  for two dynamical processes. We use the dissimilarity  $\mathcal{D}_i(\hat{\mathcal{L}}, \hat{\mathcal{L}}'; t)$  defined in terms of eigenvalues and eigenvectors of  $\mathcal{L}$  and  $\mathcal{L}'$  to compare the states at time  $t$  of the systems considering the initial node  $i$ . In particular,  $\mathcal{D}_i(\hat{\mathcal{L}}, \hat{\mathcal{L}}'; t = 0) = 0$  and  $\mathcal{D}_i(\hat{\mathcal{L}}, \hat{\mathcal{L}}'; t \rightarrow \infty)$  establishes a comparison of the respective stationary distributions. A global quantity  $\bar{\mathcal{D}}(t)$  and its maximum  $|\bar{\mathcal{D}}|_{\max}$  are also introduced.

We illustrated all the mathematical framework implemented with the exploration of several cases as follows: First, we analyze dynamics where  $\hat{\mathcal{L}}$  and  $\hat{\mathcal{L}}'$  are circulant

matrices. In this case, the comparison between the two processes depends exclusively on the eigenvalues of each matrix. Secondly, we explore the effect of the addition of a new edge in a ring and the effect of stochastic rewiring using the Watts-Strogatz model. In a third case, we compare the transport when the network is the same but the way a random walker hops between nodes changes. We explored degree-biased random walks and local random walks with stochastic reset to the initial node.

For all the dynamics explored, we observed that the quantities analyzed provide a method to compare matrices defining diffusive transport on networks considering the evolution of states and capturing the complexity of the diffusion on these structures. A similar approach using other dynamical processes can be useful to evaluate the effect of modifications in a complex system, for example, the introduction of a new route in a public transportation system, the reduction of the functionality in a system due to aging, among many others.

## ACKNOWLEDGMENTS

APR and acknowledges support from Ciencia de Frontera 2019 (CONACYT), project “Sistemas complejos estocásticos: Agentes móviles, difusión de partículas, y dinámica de espines” (Grant No. 10872).

- 
- [1] A. Barrat, M. Barthélemy, and A. Vespignani, *Dynamical Processes on Complex Networks* (Cambridge University Press, Cambridge, 2008).
  - [2] B. D. Hughes, *Random Walks and Random Environments: Vol. 1: Random Walks* (Oxford University Press, New York, 1995).
  - [3] L. Lovász, in *Combinatorics, Paul Erdős is Eighty*, Vol. 2, edited by D. Miklós, V. T. Sós, and T. Szőnyi (János Bolyai Mathematical Society, Budapest, 1996) pp. 353–398.
  - [4] P. Blanchard and D. Volchenkov, *Random walks and diffusions on graphs and databases. An introduction*, Springer Series in Synergetics (Springer, Berlin, 2011).
  - [5] A. P. Riascos and J. L. Mateos, *J. Complex Netw.* **9**, cnab032 (2021).
  - [6] J. D. Noh and H. Rieger, *Phys. Rev. Lett.* **92**, 118701 (2004).
  - [7] N. Masuda, M. A. Porter, and R. Lambiotte, *Phys. Rep.* **716–717**, 1 (2017).
  - [8] A. P. Riascos and J. L. Mateos, *Phys. Rev. E* **86**, 056110 (2012).
  - [9] A. P. Riascos and J. L. Mateos, *Phys. Rev. E* **90**, 032809 (2014).
  - [10] T. M. Michelitsch, A. P. Riascos, B. A. Collet, A. F. Nowakowski, and F. C. G. A. Nicolleau, *Fractional Dynamics on Networks and Lattices* (ISTE/Wiley, London, 2019).
  - [11] M. E. J. Newman, *Networks: An Introduction* (Oxford University Press, Oxford, 2010).
  - [12] C. Godsil and G. Royle, *Algebraic Graph Theory*, Graduate Texts in Mathematics, Vol. 207 (Springer, Berlin, 2001).
  - [13] P. Van Mieghem, *Graph Spectra for Complex Networks* (Cambridge University Press, New York, 2011).
  - [14] C. Donnat and S. Holmes, *Ann. Appl. Stat.* **12**, 971 (2018).
  - [15] R. W. Hamming, *Bell Syst. Tech. J.* **29**, 147 (1950).
  - [16] P. Jaccard, *Bull. de la Soc. Vaud. des Sci. Nat.* **37**, 547 (1901).
  - [17] M. Levandowsky and D. Winter, *Nature* **234**, 34 (1971).
  - [18] H. Hartle, B. Klein, S. McCabe, A. Daniels, G. St-Onge, C. Murphy, and L. Hébert-Dufresne, *Proc. R. Soc. A: Math. Phys. Eng. Sci.* **476**, 20190744 (2020).
  - [19] G. Jurman, R. Visintainer, M. Filosi, S. Riccadonna, and C. Furlanello, in *2015 IEEE International Conference on Data Science and Advanced Analytics (DSAA)* (2015) pp. 1–10.
  - [20] D. K. Hammond, Y. Gur, and C. R. Johnson, in *2013 IEEE Global Conference on Signal and Information Processing* (2013) pp. 419–422.
  - [21] C. B. Scott and E. Mjolsness, *Plos One* **16**, e0249624 (2021).

- [22] A. Fronczak and P. Fronczak, Phys. Rev. E **80**, 016107 (2009).
- [23] A. P. Riascos, D. Boyer, P. Herringer, and J. L. Mateos, Phys. Rev. E **101**, 062147 (2020).
- [24] A. P. Riascos, D. Boyer, and J. L. Mateos, “arXiv:2110.15437” (2021).
- [25] D. West, *Introduction to Graph Theory*, Featured Titles for Graph Theory (Prentice Hall, 2001).
- [26] D. J. Watts and S. H. Strogatz, Nature (London) **393**, 440 (1998).
- [27] W.-X. Wang, B.-H. Wang, C.-Y. Yin, Y.-B. Xie, and T. Zhou, Phys. Rev. E **73**, 026111 (2006).
- [28] S. Kwon, W. Choi, and Y. Kim, Phys. Rev. E **82**, 021108 (2010).
- [29] V. Kishore, M. S. Santhanam, and R. E. Amritkar, Phys. Rev. E **85**, 056120 (2012).
- [30] X. Ling, M.-B. Hu, J.-X. Ding, Q. Shi, and R. Jiang, Eur. Phys. J. B **86**, 146 (2013).
- [31] T. Weng, J. Zhang, M. Small, and P. Hui, Phys. Rev. E **95**, 052103 (2017).
- [32] A. P. Riascos and D. P. Sanders, Phys. Rev. E **103**, 042312 (2021).
- [33] R. Lambiotte, R. Sinatra, J.-C. Delvenne, T. S. Evans, M. Barahona, and V. Latora, Phys. Rev. E **84**, 017102 (2011).
- [34] F. Battiston, V. Nicosia, and V. Latora, New J. Phys. **18**, 043035 (2016).
- [35] Y. Wang, X. Cao, T. Weng, H. Yang, and C. Gu, Chaos Solitons Fractals **147**, 110990 (2021).
- [36] B. Benigni, R. Gallotti, and M. De Domenico, Phys. Rev. E **104**, 024120 (2021).
- [37] A. P. Riascos, J. Wang-Michelitsch, and T. M. Michelitsch, Phys. Rev. E **100**, 022312 (2019).
- [38] L. K. Eraso-Hernandez, A. P. Riascos, T. M. Michelitsch, and J. Wang-Michelitsch, J. Stat. Mech.: Theory Exp **2021**, 063401 (2021).
- [39] C. S. Hidalgo Calva and A. P. Riascos, Phys. Rev. E **105**, 044318 (2022).
- [40] A.-L. Barabási and R. Albert, Science **286**, 509 (1999).
- [41] D. C. Rose, H. Touchette, I. Lesanovsky, and J. P. Garrahan, Phys. Rev. E **98**, 022129 (2018).
- [42] F. H. González, A. P. Riascos, and D. Boyer, Phys. Rev. E **103**, 062126 (2021).
- [43] A. Ghosh, S. Boyd, and A. Saberi, SIAM Review **50**, 37 (2008).
- [44] P. Erdős and A. Rényi, Publ. Math. (Debrecen) **6**, 290 (1959).