

What are People Talking about in #BlackLivesMatter and #StopAsianHate? Exploring and Categorizing Twitter Topics Emerging in Online Social Movements through the Latent Dirichlet Allocation Model

Accepted at AAI/ACM Conference on AI, Ethics, and Society (AIES'22), August 1–3, 2022, Oxford, United Kingdom.

Xin Tong^{*†}
Art and Humanity Division
Duke Kunshan University
China

Yixuan Li[‡]
Duke Kunshan University
China

Jiayi Li
Duke Kunshan University
China

Rongqi Bei
Duke Kunshan University
China

Luyao Zhang^{*†‡}
Data Science Research Center and
Social Science Division
Duke Kunshan University
China

ABSTRACT

Minority groups have been using social media to organize social movements that create profound social impacts. Black Lives Matter (BLM) and Stop Asian Hate (SAH) are two successful social movements that have spread on Twitter that promote protests and activities against racism and increase the public's awareness of other social challenges that minority groups face. However, previous studies have mostly conducted qualitative analyses of tweets or interviews with users, which may not comprehensively and validly represent all tweets. Very few studies have explored the Twitter topics within BLM and SAH dialogs in a rigorous, quantified and data-centered approach. Therefore, in this research, we adopted a mixed-methods approach to comprehensively analyze BLM and SAH Twitter topics. We implemented (1) the latent Dirichlet allocation model to understand the top high-level words and topics and (2) open-coding analysis to identify specific themes across the tweets. We collected more than one million tweets with the #blacklivesmatter and #stopasianhate hashtags and compared their topics. Our findings revealed that the tweets discussed a variety of influential topics in depth, and social justice, social movements, and emotional sentiments were common topics in both movements, though with unique subtopics for each movement. Our study contributes to the topic analysis of social movements on social media platforms in particular and the literature on the interplay of AI, ethics, and society in general.

KEYWORDS

#BlackLivesMatter, #StopAsianHate, Topic Analysis, Natural Language Processing, Dirichlet Allocation Model, Social Movements, Open-coding Analysis, AI, Ethics, Society, Twitter

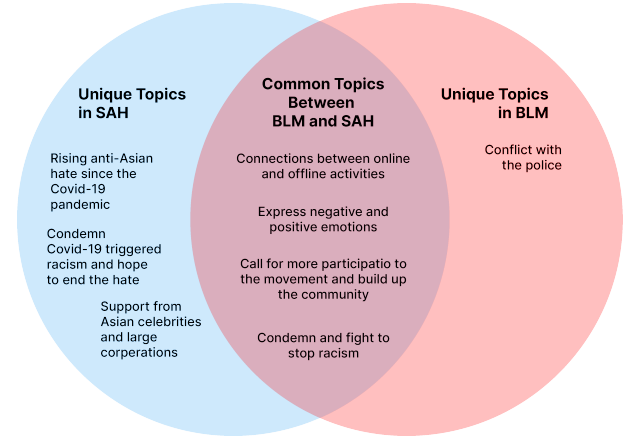


Figure 1: Common topics between BLM and SAH, and unique topics in the two movements

1 INTRODUCTION

Minority groups, vulnerable populations, and those advocating for them (e.g., Black and Asian communities in the U.S., members of the LGBTQ+ community, and feminists) [Harley et al., 2014, Klassen et al., 2021, Lucero, 2017, Mueller et al., 2020] have been using social computing technologies and platforms to organize their online and offline social movements, mobilize supporters, express political appeals, reframe issues and create profound social impacts.

^{*}Corresponding authors:

Luyao Zhang (email: lz183@duke.edu, institutions: Data Science Research Center and Social Science Division, Duke Kunshan University) and Xin Tong (email: xt43@duke.edu, institutions: Art and Humanity Division, Duke Kunshan University)

[†]These authors contributed equally to this work.

[‡]Also with SciEcon CIC, 71-75 Shelton Street, Covent Garden, London, United Kingdom, WC2H 9JQ

Black Lives Matter (BLM) is one of the many successful social movements that has started and expanded on social media [Mundt et al., 2018]. The movement started in 2013 [Dacon and Tang, 2021]. BLM aims to bring attention to the racism and inequality that Black people face and protest against police brutality and other forms of violence motivated by racial discrimination [Taylor, 2016]. The BLM movement has recently experienced an enormous surge in public attention due to the murder of George Floyd and the ensuing protests [Barrie, 2020]. The hashtag #blacklivesmatter was used roughly 47.8 million times on Twitter in the two weeks following the tragedy [Anderson et al., 2020], and polls estimated that between 15 million to 26 million people participated in various protests related to George Floyd’s murder [Buchanan et al., 2020].

Approximately one year later, the shooting death of six Asian women in Atlanta in March 2021 led to another online social movement. The Atlanta shooting was believed to be a racially motivated hate crime and one of many incidents of violence against Asians since the outbreak of the COVID-19 pandemic. Similar to the impact of George Floyd’s murder on the BLM movement, these murders triggered the Stop Asian Hate (SAH) social movement on Twitter using the #stopasianhate hashtag [Lee and Jang, 2021]. Since the pandemic began, [Bernardino, 2021], hate crimes against Asians have increased 150%, and Stop AAPI Hate [Yam, 2021] has received 3,795 discriminatory incident reports. The SAH movement united several rallies against anti-Asian violence in response to racism toward Asian Americans [Redd, 2021].

Prior studies [Ince et al., 2017, Mundt et al., 2018, Peng et al., 2019] have collected different data for topic analysis and utilized varied analysis methods to understand the massive number of tweets with the #blacklivesmatter hashtag. Some researchers [Ince et al., 2017] have looked into how users have engaged with #blacklivesmatter and/or #stopasianhate Twitter topics, and only a few [Dacon and Tang, 2021, Gallagher et al., 2018] have investigated the topics being discussed on Twitter. For instance, Dacon and Tang conducted thematic text analysis and studied users’ tweet topics and associated attitudes. However, they included only tweets before July 2020 and lacked a data-centered approach to comprehensively analyze a large number of tweets with the BLM hashtag [Dacon and Tang, 2021]. In another example, although Gallagher et al. performed word- and topic-level data analysis, the authors treated the #blacklivesmatter hashtag as a prompt/proxy but did not analyze the content of the tweets [Gallagher et al., 2018]. Similarly, to our knowledge, only a few studies have examined the topics that emerged in tweets with the #stopasianhate hashtag [Lee and Jang, 2021].

Moreover, online social movements have been proven to have a profound impact on offline protests [Peng et al., 2019], but little work has been done to understand the potential relationships between BLM/SAH’s online (Twitter) activities and offline social events/protests and the impacts one had over each other. Therefore, we aim to adopt a data-centered mixed-methods approach to explore the range of topics in tweets with #blacklivesmatter and #stopasianhate and further analyze the potential relationship between the real-life social movements and online BLM/SAH activities.

Both the #blacklivesmatter and #stopasianhate Twitter movements were triggered or reinitiated due to racism-related murders, and both attracted more attention worldwide in the past two years than they had previously. However, to our knowledge, no studies have

compared the similarities and differences of tweet topics in these two movements. SAH started 8 years later than BLM and comparatively speaking, lacks a strong online community. Therefore, we want to compare these two social movements on Twitter and provide insights into how the characteristics of the minority communities involved might affect the online and offline protests and other social activities.

More specifically, our research questions (RQs) are as follows:

- (1) What are the main topics being discussed in tweets with #blacklivesmatter and #stopasianhate hashtags?
- (2) What are the connections between the #blacklivesmatter and #stopasianhate social movements on Twitter and the related offline social movements/events?
- (3) What are the differences and similarities in the topics that emerged in the online movements using these two hashtags?

To answer these RQs, we collected 1,263,683 tweets with the #blacklivesmatter hashtag from May to December 2020 and 96,691 tweets with the #stopasianhate hashtag from March to December 2021. We adopted a mixed-methods approach, including (1) the data-centered latent Dirichlet allocation (LDA) model [Blei et al., 2003, Chuang et al., 2012, Sievert and Shirley, 2014] to analyze the topics from both online social movements and (2) a qualitative open-coding approach for approximately 1,700 tweets selected proportionally to our BLM and SAH datasets.

Findings our study constructed a comprehensive picture of the major topics in the #blacklivesmatter and #stopasianhate movements on Twitter from a massive corpus of tweets. Both movements include tweets denouncing racism, calling for participation in the respective movements, connecting online and offline events, and expressing emotional responses. Additionally, the BLM and SAH movements include unique subtopic(s). #blacklivesmatter concerns the public’s discontent with police brutality, and #stopasianhate touches on the negative effects on the Asian community due to the COVID-19 pandemic and received support from various pop stars. Our results also demonstrated that offline social movement activity usually occurred concurrently with the volume peaks for #blacklivesmatter and #stopasianhate tweets according to their timestamps. Moreover, by examining these two recent and important online social movements, #blacklivesmatter and #stopasianhate, our study provides insights into the similarities and differences of tweet topics in both social movements and clarifies the roles of social movements’ online activities and offline protests. Our research makes two major contributions. First, our research examines the links between online and offline movements, as well as the content of Twitter topics, which sheds light on the relevance of social media in uniting people who share common concerns. Second, we use quantitative (i.e., the LDA model, network) and qualitative (i.e., open coding) methodologies to identify important themes in the BLM and SAH online social movements that span the major issues of debate on Twitter.

2 RELATED WORK

2.1 Black Lives Matter Movement and Stop Asian Hate Movement on Social Media

The inception and increasing popularity of the Black Lives Matter (BLM) online movement were both enabled by the existence of so-called Black Twitter, an online community hosted on Twitter

that embraces and celebrates content oriented around Black culture [Klassen et al., 2021]. Even though most Black Twitter users are identified as African Americans, nonblack people are occasionally active in the online community, suggesting a solid understanding of Black culture among a diverse audience [Brock, 2012]. According to Brock [2012], members of Black Twitter gather online to create and distribute information about Black culture, discuss issues relevant to the Black community, cultivate reciprocity within the community, and reflect on the shared experience of Black people. Whereas 21 percent of white adults and 25 of Hispanic adults use Twitter, over 24 percent of all African American adults use Twitter [Perrin and Anderson, 2019], Black people on Twitter formed an extremely connected and influential network by creating tight clusters [Manjoo, 2010], which later led to the community’s swift response to several important events within the BLM movement.

Activities on Black Twitter have centered around “Blacktags” [Brock, 2012], a series of race-related hashtags such as #blacklivesmatter, #ifsantawasblack, and #onlyinthegetto [Sharma, 2013]. These Blacktags help curate content related to a particular topic [Messina, 2007], encourage the viral circulation of tweets and retweets [Sharma, 2013], and further enable public/private conversations and larger social movements on Black Twitter [Clark, 2014]. Previous studies [Graham and Smith, 2016, Lee, 2017] have revealed Black Twitter’s role as a counterpublic that reacts to the biased perspectives on Black people in the mainstream media, establishing an avenue through which Black people can challenge the bias they encounter and reconstruct and control their representation in cyberspace.

In comparison to the BLM movement, the Stop Asian Hate (SAH) movement has been around for a significantly shorter period of time [Lyu et al., 2021] and lacks the backing of a strong online community such as Black Twitter. Due to the newness of the SAH movement, it has yet to obtain a significant place in academic discourse, with only a few studies [Allen et al., 2021, Lee and Jang, 2021, Lyu et al., 2021] looking into how Twitter users have engaged in the SAH movement digitally. Lee and Jang’s [2021] work was the only one we found that studied the content of #stopasianhate conversations on Twitter. They used structural topic modeling (STM) to analyze 259,456 English tweets with the #stopasianhate hashtag to understand the movement’s most salient topics (e.g., community building for anti-Asian violence, stopping violence and calling for support) on a daily basis, but their analysis covered only a seven-day period [Lee and Jang, 2021].

Prior studies [Allen et al., 2021, Ince et al., 2017, Lee and Jang, 2021, Lyu et al., 2021, Mundt et al., 2018, Peng et al., 2019] have investigated Twitter’s influence on the #blacklivesmatter and #stopasianhate online movement and offline protests. Although these studies [Carney, 2016, Klassen et al., 2021, Lyu et al., 2021] have demonstrated the ways in which Black people have played an active role in the #blacklivesmatter and #stopasianhate online movements, most studies have adopted qualitative approaches and focused on the participants of these social movements and their roles in the movement network. A few works have adopted a data-centered approach and mainly focused on users’ roles, interactions, and behaviors in movements [Ince et al., 2017, Twyman et al., 2017]. For instance, Ince et al. [2017] analyzed a total of 66,159 tweets with the #blacklivesmatter hashtag, and their findings suggested that Twitter users maintain decentralized interactions—a distributed framing—when

participating in the BLM movement. In another work, Twyman et al. [2017] focused on users’ collective behaviors in documenting historical and contemporary events on Wikipedia and found that the participants’ collective actions supported the coverage of new events and the reexamination of preexisting knowledge. In Lyu et al.’s [2021] work, a study of public opinion on the #stopasianhate and #stopaapihate movement was conducted based on 46,058 Twitter users. Results showed that the movements mostly attracted women, younger adults, and members of the Asian and Black communities.

2.2 Microblogging Social Media Data Analysis

Microblogging is a relatively new form of communication that allows users to share brief text updates (often fewer than 200 characters) with various recipients through text messaging, instant messaging (IM), email, or the web [Java et al., 2009], e.g., tweets on Twitter or posts on Facebook. The minimal effort and time required to create a microblog encourage users to frequently share news and events [Muralidharan et al., 2011], enabling them to rapidly communicate instantaneous messages to specific groups or global audiences [Williams et al., 2013]. Hashtags, denoted by a hash symbol (“#”), are used as information organizers on varied microblogging platforms, where they help connect members of online communities by linking content with similar topics, allowing users to search within topics of interest, and offering overviews of trending topics [Yang et al., 2012].

Twitter data have been widely used in research studies in various areas, including but not limited to politics and government, health care, education, business and finance, journalism, and eyewitness accounts of news stories [Dann, 2010, Rathore et al., 2017]. Williams et al. [2013] identified four aspects of Twitter data that researchers can consider: *message* (the content that users enter and the associated metadata), *user* (the user’s digital identities exposed on Twitter), *technology* (the underlying hardware implementations, APIs, and the software design and development) and *concept* (encompassing introductory overviews and other discussion pieces). In our study, we focused on the message aspect of the Twitter data gathered under the #blacklivesmatter hashtag, as few prior works have focused on the content of conversations related to the movement. Our work aims to provide deeper insights into how Twitter users participate in online social movements by evaluating the associated metadata (e.g., the date and time each tweet was posted) and performing topic modeling on the message content.

A variety of machine learning (ML) and deep learning (DL) models, such as the discriminative multinomial naïve Bayes model (DMNBText) [Gokulakrishnan et al., 2012], support vector machine model (SVM) and its variants [Coletta et al., 2014], long short-term memory model (LSTM), recurrent neural network model (RNN), and text convolutional neural network model (TextCNN) [Sequeira et al., 2019], have been adopted to perform Twitter and other social media data analysis. Sequeira et al. [2019] experimented with various ML/DL models (e.g., naïve Bayes, SVM, random forest, logistic regression, LSTM, RNN, RCNN, TextCNN, etc.) and performed text classification on the tweets of approximately 0.42 million users referencing drug abuse (DA) to characterize the spread of prescription DA-related tweets. Adrover et al. [2015] performed sentiment analysis with boosted decision trees with AdaBoost, SVM, boosted

decision trees with bagging, and other artificial neural networks to identify the adverse effects of HIV drug treatment.

To examine the content discussed in the BLM online movement and SAH online movement, topic modeling, a sort of model used to uncover abstract subjects within a collection of text documents, is considered a viable strategy for providing interpretable summaries of the most intensely debated topics on Twitter. A variety of methods can be found in prior social media analysis, such as the topic leaders and co-competition model [Sun et al., 2014], latent semantic indexing (LSI) [Huang et al., 2014], multilevel text analysis [Dacon and Tang, 2021] and latent Dirichlet allocation (LDA) [Wang et al., 2014]. Despite the fact that both LSI and LDA have accessible API libraries, a previous study [Cvitanic et al., 2016] revealed that LDA produces more accurate results on larger datasets than LSI. LDA was first proposed by Blei et al. [2003] as a generative probabilistic model for evaluating topic probability as an explicit representation of text corpora. It was later integrated into an assortment of visualization techniques [Chuang et al., 2012, Sievert and Shirley, 2014] that help identify abstract topics in a given document. In our study, LDA was first adopted to identify the most hotly debated topics in the BLM and SAH online movements.

A few studies investigated the topic being discussed in the tweets with #blacklivesmatter hashtag [Dacon and Tang, 2021, Gallagher et al., 2018]. Dacon and Tang et al. identified the most central topics (e.g. police, protests, supports, and stories) and the topics' affiliated attitudes towards the protest and counter protests within the #blacklivesmatter movement through thematic analysis [Nowell et al., 2017]. However, their investigation only covered the data before July 2020, and their work lacked testing metrics that could validate their model's performance [Dacon and Tang, 2021]. Gallagher et al. [2018] performed word-level analysis and topic-level analysis on 860,000 tweets collected from a one-year period from 2014 to 2015 to demonstrate the divergent discourse between protests and counter-protests under the #blacklivesmatter hashtag and #alllivesmatter hashtag. In their study, hashtags were regarded as proxies for topics; however, little evidence supported the notion that hashtag could accurately represent the abstract content of tweets [Gallagher et al., 2018]. Moreover, to our knowledge, there is an absence of comprehensive content-wise analysis of tweets with #stopasianhate hashtag. Given the extraordinary level of participation in both #blacklivesmatter and #stopasianhate online social movements and offline social events locally and globally [Giorgi et al., 2020], we would like to investigate the topics that have been discussed in the tweets with #blacklivesmatter and #stopasianhate hashtags and further compare the differences and similarities in these two recent racial-related social movements.

3 METHOD

We release data and code as open access on the Github repository: <https://github.com/HCI-Blockchain/Blacklivesmatter>.

3.1 Data

Here, we introduce the techniques and criteria we used to collect our datasets for the two online social movements and provide details of these two datasets.

Previous works selected different date ranges, data sizes, and sampling methods as their data selection criteria. For example, Dacon and Tang [2021] randomly sampled 12,500 English tweets from 37 million raw tweets with the #blacklivesmatter, #alllivesmatter, or #bluelivesmatter hashtags from 2013 to 2020. Gallagher et al. [Gallagher et al., 2018] randomly selected 10% of English tweets from a total of 767,139 tweets with the #blacklivesmatter or #alllivesmatter hashtags from 2014 to 2015. In another example, Carney et al. [Carney, 2016] selected 100 samples out of the initial 500 English tweets on murders of Michael Brown and Eric Garner from December 2nd to 7th, 2014. Lee and Jang [2021] selected 259,456 English tweets on anti-Asian hate, anti-Asian crimes, and support for Asian communities from March 16, 2021, to March 22, 2021. In summary, previous studies have used diverse date ranges for data selections, ranging from several days to years, and different raw data sizes, ranging from several hundreds to millions. However, with large datasets, researchers [Carney, 2016, Dacon and Tang, 2021] tend to apply random sampling methods to lower the data size.

Below are the selection criteria for our paper: Although Twitter API¹ has been widely adopted to crawl Twitter data previously [Lee and Jang, 2021, Panda et al., 2020], this API has an upper limit of 180 queries per 15 minutes. Therefore, in our research, we decided to use the SnsCrape API² to collect tweets related to #blacklivesmatter, and #stopasianhate because it outperforms Twitter API in terms of the comprehensiveness of its queries.

We queried two datasets, one for tweets with #blacklivesmatter (Dataset B) and the other for tweets with #stopasianhate (Dataset S). We excluded all retweets and only included tweets that satisfied the following inclusion criteria: (1) The tweet is English. Considering the computational cost of including all the tweets, we choose "corona lang" as "en" (English) in the snsCrape API for querying English tweets. (2) For Dataset B, the tweet has the #blacklivesmatter hashtag, and for Dataset S, the tweet has #stopasianhate hashtag. (3) The tweet received at least three likes. Positive social feedback (likes and shares) accentuates the inclination of online moral outrage expressions [Brady et al., 2021]. Therefore, applying criteria (3) helps select tweets that convey more common viewpoints and compiling a more representative dataset.

For Dataset B, we collected tweets with the #blacklivesmatter hashtag starting from May 25, 2020, the day of George Floyd's death, which prompted a surge of protests related to this online social movement. The end date for tweets in Dataset B is December 31, 2020. Similarly, for Dataset S, we collected tweets with the #stopasianhate hashtag between March 16, 2021, the day after the Atlanta spa shooting incident, and December 31, 2021. Dataset B consists of 1,263,704 tweets in total, and Dataset S includes a much smaller number of tweets, 96,958 in total.

In the Appendix, Table 2 presents the data dictionary for both datasets, and Figure 4 shows a few sample items from our final datasets. Both datasets contain the tweet ID, tweet date (with daily frequency), and tweet content. We filtered out retweets and included only original tweets to better analyze Twitter users' unique topics and reduce the potential for amassing repetitive topics. For data preprocessing, we first tokenized the tokens and removed stopwords

¹<https://developer.twitter.com/en/docs/twitter-api>

²<https://github.com/JustAnotherArchivist/snsCrape>

and punctuation. In addition, we applied lemmatization to the raw words and generated a document-term pair for LDA model input.

3.2 Top Words and Network Analysis Methods

Previous studies have used quantitative network analysis for the online topic modeling of social movements. For instance, Jackson et al. [2020] analyzed social media activism by calculating the network size, centrality, and temporal relationships among different hashtags. They used networks to visualize how individual Twitter accounts are connected by retweets and mentions and then qualitatively analyzed the content of tweets. Other researchers have applied the theory of network-level reciprocal disclosures to the hashtag activism of the #MeToo movement [Gallagher et al., 2018], which concerns sexual violence. They detailed how survivors disclosed diverse sexual violence experiences and interacted with others within the #MeToo network. Another study by Dacon and Tang [Dacon and Tang, 2021] first applied word clouds to interpret the significance of textual information and ranked the top 200 most frequently used bigrams. They also applied multilevel text analysis to the raw qualitative tweets and utilized the Python package NetworkX7 to manipulate their tweet network structures, calculating the degree centrality and betweenness centrality of the network.

In this study, we refer to the methodology used by Dacon and Tang [Dacon and Tang, 2021]. We first plot the top most frequently used words in the BLM and SAH datasets and create word clouds to provide the readers with a general understanding of the online conversations within these movements. Different from Dacon and Tang’s research on visualizing thematic analysis results through networks, we use the network to visualize the word bigram ranking. We followed procedures mentioned by Morrissey et al. [2018] and paired up words in cleaned tweets according to their co-occurrence across the tweets. We utilized networks to visualize how keywords are linked to make an absolute comparison between word-word pairs. A counter is defined to capture the top 50 most frequent co-occurrences. We used the Python package NetworkX³ for visualizing weighted graphs for #blacklivesmatter and #stopasianhate tweets separately. In the graphs, each node represents a word, each edge represents a connection between co-occurring words, and the thickness of edges depicts the absolute frequency of word pair. To position the nodes in the graph, we implemented NetworkX’s “spring layout” function, a method based on the Fruchterman–Reingold force-directed algorithm [Fruchterman and Reingold, 1991].

3.3 Latent Dirichlet Allocation Topic Analysis Method

To identify the topics for both online social movements, we utilized latent Dirichlet allocation (LDA) [Blei et al., 2003, Chuang et al., 2012, Sievert and Shirley, 2014], a probabilistic model that can be used to form a high-level understanding of the content topics. The LDA model is an unsupervised machine learning model that discovers a mixture of “topics” by analyzing the semantic structure of a document and returning a probability distribution over words that characterize each topic. Each topic contains a set of keywords defining the topic, and the text tokens are distributed over latent topics

among the documents. We can interpret the estimated parameters as clusters of words that are likely to occur together in messages.

The LDA model has three hyperparameters α and β and the number of topics (k). Here, α controls per-document topic distribution, and β determines per topic word distribution. More intuitively, the higher the α , the more topics created per document; The higher the β , the more keywords created per topic. Therefore, given parameters α and β , the joint distribution of a topic mixture θ , a set of z topics, and a set of N words. The probability of a corpus is calculated as: The training corpus generated by tokenized Tweets is used as data

$$p(\mathcal{D}|\alpha, \beta) = \prod_{d=1}^M \int p(\theta_d|\alpha) \left(\prod_{n=1}^{N_d} \sum_{z_{dn}} p(z_{dn}|\theta_d) p(w_{dn}|z_{dn}, \beta) \right) d\theta_d$$

input. Models are trained with different topic numbers, α , and β parameters. We use a coherence score to evaluate the LDA model and pick the hyperparameters that give the best performance. Intuitively, the coherence score can evaluate whether the topics discovered are semantically interpretable or just artifacts of statistical inferences. The higher the coherence score, the more interpretable the model is. Technically, the measure of the coherence score depends on a sliding window, a one-set segmentation of the top words, and an indirect confirmation measure that uses normalized pointwise mutual information (NPMI) and the cosine similarity [Sun et al., 2020].

While adopting the LDA model for topic analysis, we varied the targeted number of topics being explored and calculated the coherence scores for the following targeted number of topics: 5, 10, 15, 20, 25, 30, 35, 40. We observed that for the #blacklivesmatter dataset, the highest coherence score is $k=15$. According to Figure 8, for #stopasianhate, the highest coherence score is achieved at $k=20$. Therefore, we select the model with the highest coherence score: 15 topics for #blacklivesmatter and 20 topics for #stopasianhate.

After determining the topic number, we fine-tuned hyperparameters α and then further calculated the coherence scores by following the procedure proposed by Pathik et al. [Blei et al., 2003]. We consider values of α and β ranging from 0.01 to 0.91, with 0.30 as regular intervals. After we ran different combinations of α and β , we compiled the coherence scores in Table 1). Finally, we chose the best-fitting hyperparameters by comparing the coherence score. For the #blacklivesmatter dataset, the pair, $\alpha=0.31$ and $\beta=0.91$ reached the highest coherence score of 0.512 for 15 topics. For the #stopasianhate dataset, the same pair α and β reached the highest coherence score of 0.483 for 20 topics. Once the topics were identified by the LDA model, human coders applied open coding methods to discover the themes from the LDA results.

3.4 Qualitative Thematic Analysis

We conducted qualitative thematic analysis based on the LDA results to gain a more comprehensive understanding of the topics addressed in the BLM and SAH movements. To compile tweets for analysis, we randomly sampled 5 tweets for each keyword obtained under the list of obtained topics with the optimal coherence scores from the two movements. The compilation yielded 600 tweets for the BLM movement and 1175 tweets for the SAH movement. Then, two coders (two of the authors) independently performed inductive open coding [Corbin and Strauss, 1990] on tweets in the first topic from

³<https://networkx.org/>

the sample tweet sets of BLM and SAH. Then, the two coders met to compare their independent coding results and discuss the codes. If the two coders failed to reach a consensus, a third researcher joined the discussion to help make a final decision. Eventually, researchers merged the mutually agreed code to create a codebook. They then populated the codebook with the remainder of the sampled tweets. Finally, they used affinity diagramming [Hartson and Pyla, 2012] to group comparable codes and determine common themes between the two movements as well as unique themes in each. For the BLM movement, we developed 42 codes; for the SAH movement, we developed 87 codes. We also identified 4 shared themes in both movements, as well as 1 unique theme in the BLM movement and 3 unique themes in the SHA movement (see Figure 1 for themes).

4 QUANTITATIVE RESULTS

4.1 Answers to RQ1

To answer this question, we first compared the trends in the popularity of #blacklivesmatter on Twitter to its popularity on Google. We use PyTrend⁴ to query the Google Trends data during the same time range. Google Trends data indicate the popularity of various search topics on Google. We compared the trend data on Google and the tweet volume on Twitter and observed a similar and consistent tendency during the timeframe of our dataset (see Figure 2).

The trends in the two types of data for #blacklivesmatter seem to be generally consistent: interest skyrockets, peaking in early June, then decreases gradually, bounces back slightly at the end of August, and finally stays at a low level from October on. Moreover, we run a Spearman correlation test on Twitter volume and Google Trends data, and the results showed that they are highly correlated (coefficient=0.895) with a high significance (P value < 0.001).

Furthermore, in Figure 2, we also observed that each of the peaks in these two online trends coincidentally happen on the same dates there were offline social events, movements, or protests. For example, the first peak in Figure 2 is only 1 day after the murder case of George Floyd. Similarly, the second and third peaks occur immediately after the 5.29 and 5.31 protests, respectively, when there were also protests occurred near the White House. We adopted the same approach and analyzed the tweet volume for #stopasianhate and compared it with the corresponding Google Trend, as shown in Figure 3. Similar to #blacklivesmatter, the Google Trends data and tweet volume for #stopasianhate show similar patterns. There were also peaks right after protests, especially for the first two months of the studied period. For instance, the trend/tweet volume reaches the first peak immediately after 3.16 Atlanta spa shooting event. Then, two more peaks emerge a few days before the 3.27 protest and the new actions announced by President Biden on 3.30 to handle anti-Asian activities.

However, the overall patterns for #stopasianhate are different than those for #blacklivesmatter. Unlike for #blacklivesmatter, the popularity of #stopasianhate decreases soon after the first several peaks, doing so much faster and staying at a relatively low level of search popularity and tweet volume. However, #stopasianhate’s Google Trends and tweet volume still show highly significant correlation.

This hashtag has a smaller correlation than #blacklivesmatter data (spearman correlation coefficient=0.679, p-value<0.001).

To conclude, we identified a coincidental correlation between each social movement’s Google Trend and its tweet volume. We also find a close relationship between the dates those protests and social events happened and the dates these two hashtags received the most attention/use. In the appendix, we also include Figure 7, a figure with both the BLM and SAH data. It captures the relative size and time range of tweet conversations.

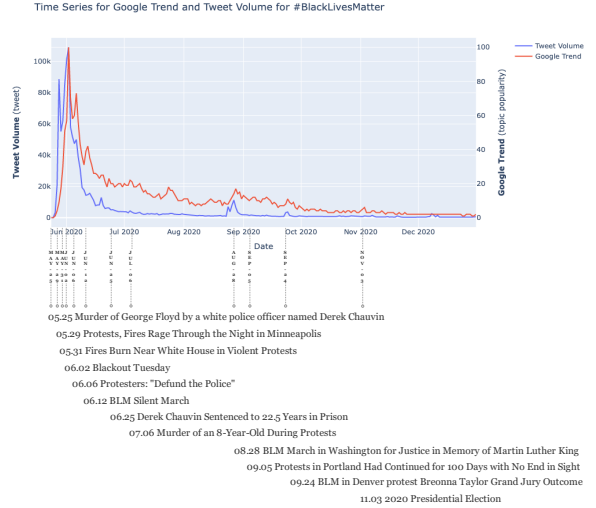


Figure 2: #Blacklivesmatter: Time Series for Google Trend, Tweet Volume, and Events. The red line illustrated the relative interest on Google for the keywords "black lives matter" in the U.S, whereas the blue line represents tweet volumes, the number of tweets per day, and the red line illustrates google trend scores (Timezone: Universal Time Coordinated).

4.2 Answers to RQ2

4.2.1 Top Words and Network. We first ranked the overall frequency of words in the tweets to identify top words for both topics (see Figure 6 in the Appendix). By ranking the absolute word count for two movements, we find some similarities between the two topics. First, both movements have several associated hashtags. In addition to #blacklivesmatter and #stopasianhate, we see other related hashtags, such as #georgefloyd, #stopaapihate, #stopasianhatecrimes, and #asiansarehuman.

Second, among the top words of both movements, there are calls for participation, such as "please", "support", and "us". There are also words such as "hate", "racism", and "violence" that related to racism and prejudice. This finding coincides with [Dacon and Tang, 2021], who concluded that keywords such as "justice for" directly indicate a desire to resolve social issues that affect Black people.

Third, both topics contain phrases indicating a specific group of people. "Black" and "white" in the #blacklivesmatter movement,

⁴<https://github.com/GeneralMills/pytrends/blob/master/pytrends/dailydata.py>

What are People Talking about in #BlackLivesMatter and #StopAsianHate?

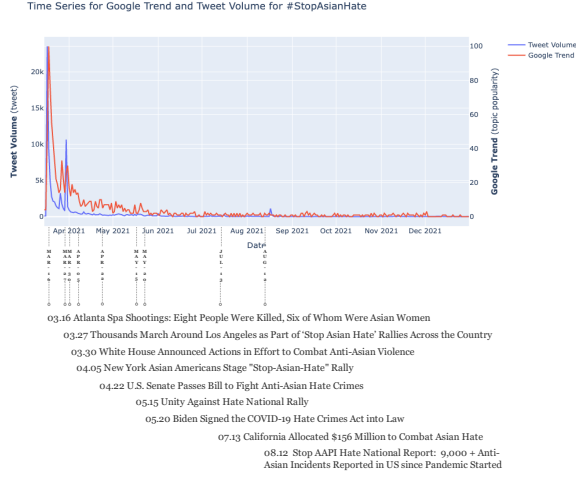


Figure 3: #Stopasianhate: Time Series for Google Trend, Tweet Volume, and Events (spearman correlation coefficient=0.683, p-value<0.001)

"asian", "aapi" and "American" are direct evidence of this. There are also differences in top keywords between the two movements. For instance, "police" is highly ranked in the #blacklivesmatter data, while "violence" and "community" are highly ranked in the #stopasianhate data. This finding also coincides with the work by [Dacon and Tang, 2021], who identified controversial hashtags related to policy- and brutality-related themes in the BLM movement.

After examining the word frequency of tweets, we look into word bigrams to examine how word pairs are connected. Figure 9 and Figure 10 visualize networks of top 50 co-occurring words in tweets on topic #Blacklivesmatter and #Stopasianhate. Each node in the graph represents a word, and each edge represents the connection between two words. The thickness of the edge is a direct indication of word-word co-occurrence frequency. The higher the frequency is, the thicker the edge. Details on the word bigram frequency lists are given in Appendix Table 3 and Table 4.

4.2.2 LDA. Table 5 shows the final topics generated by the LDA model for both the #blacklivesmatter (Columns 1 and 2) and #stopasianhate datasets (Columns 3 and 4) with the above mentioned optimal hyperparameters. Out of all final topics (15 for #blacklivesmatter and 20 #stopasianhate), we filtered out the topics that had no actual meaning discernable by looking at their top words, which resulted in 12 final meaningful sets of top words for #blacklivesmatter and 14 for #stopasianhate (see Table 5 for details on topic coverage and keywords). The table shows the topic IDs ranked by topic coverage (Column 1 and Column 3) for both movements, and some represented keywords for each topic.

Twitter users discussed similar topics in tweet using #blacklivesmatter and #stopasianhate, while there were some differences between the results for the two datasets. First, the dominant topic (ID=1) in both movements is movement slogans, accounting for

54.3% and 44.6% of BLM and SAH tweets, respectively. Users advocate for social justice while fighting racism, violence, and hate.

Second, both datasets reference key characters in offline events, including victims, protesters, celebrities, and politicians. Among these, both movements reference victims: 4 of the 12 top BLM topics are the victims George Floyd, Jacob Blake, Tamir Rice, Michael Brown, and Breonna Taylor; 1 of the 14 top SAH topics are the victims Daoyou Feng, Xiaojie Tan, and Soon Chung Park. Interestingly, politicians' names are topics only within the BLM dataset. Topics 4 and 6, covering 7.7% of all BLM tweets, include keywords such as Martin Luther King, Joe Biden, Donald Trump, and Kamala Harris. On the other hand, keywords related to celebrities are unique to the SAH dataset. Topics 3, 8, 13, 14, 17, and 18 in SAH include the K-pop group names BTS, Ateez, and GOT7 as well as Emily in Paris star Ashley Park. In addition to specific people, BLM topics also include famous events; the Portland protests, for instance, were a crucial keyword in topic 13 with coverage of 2.3%.

Third, Twitter users expressed similar emotional responses regarding the movements. Some keywords have clear sentiment polarity, either positive or negative, in BLM and SAH tweets. For instance, the keywords "hate" and "oppose" express clear negative polarity; the keywords "support", "love" and "beautiful" express clear positive polarity; and the keywords "mourn", "thanks" and "respect" express attitudes of grief, gratitude, and esteem.

In summary, the main topics identified by LDA modeling depict that users considered Twitter to be a trusted place where they felt comfortable discussing events, attitudes, and challenges regarding racism. The topic and keyword distributions produced by quantitative research inspired our qualitative results in Section 5.

5 QUALITATIVE RESULTS

In this section, we present the qualitative analysis results of the topics being discussed in the selected tweets with the #blacklivesmatter or #stopasianhate hashtag. We first introduce the topics that were both popular in both the BLM and the SAH movement on Twitter. Then, we report the topics unique to each movement in Twitter discussions.

We propose a novel approach for analyzing, comparing, and identifying the similarities and differences between the topics discussed on Twitter as part of the BLM and SAH movements. We achieved more robust comparison results by querying tweets under different hashtags independently, whereas a previous study [Carney, 2016] performed qualitative analysis on combined content referenced under multiple hashtags. The LDA model also allowed us to sample tweets based on the distribution of various topics, ensuring comprehensive coverage of the content discussed in the two movements.

5.1 Common Topics among the Twitter Discussions on the BLM and SAH Social Movements

5.1.1 Condemn and fight stop racism. In both the BLM and SAH movements, approximately 20% of the sample tweets (113 for the BLM movement and 240 for the SAH movement) condemned racial discrimination and called for social justice. This is because these two movements were triggered by racist hate crimes (i.e., the murder of Black man George Floyd and the shooting death of six Asian women), and the major goal of these two movements is to

bring attention to the unequal treatment of and violence against Black and Asian people and stopping racism [Redd, 2021, Taylor, 2016]. One tweet in the BLM dataset noted, *“The color of your skin should not determine your value as a human”* (Table 5: #blacklivesmatter - “color”). This post implies that Black people should not be looked down on due to their skin color. It also opposes discriminative behaviors such as committing hate crimes against victims who are chosen according to their social identity [Cogan, 2002]. People in the SAH movement also posted similar tweets to express their determination and willingness to abolish racism in society: *“We must band [sic: stand] together to continue to fight racism, violence, bigotry and hate twds [towards] ppl [people] of color”* (Table 5: #stopasianhate - “together”, posted by @ngoafulezi). Tweets from both of these movements denounce the unfair treatment of and discrimination against people of color and call for justice.

5.1.2 Express negative and positive emotions. People posted tweets to convey both negative (e.g., anger, sorrow, fear) and positive (e.g., pride, gratitude) feelings in relation to the BLM and SAH movements. Although these two movements share the same categories of negative emotions, the dominant emotions within those categories between the two movements are different. When discussing BLM, more users express anger and outrage toward the police, the government, murders, and the overall social situation in the U.S. (refer to Section 4.2 for motivation analysis). For example, one user posted, *“I am absolutely pissed the f*ck off! They abuse their power every single second!”* (Table 5: #blacklivesmatter - “acab”, posted by @elbowwcheese) to express her dissatisfaction with and accusation against the police for arresting Black people during an offline protest. In contrast, the dominant emotion in SAH discussions was sorrow. Users empathized with victims of hate crimes and with the Asian community. For instance, one user hoped to end the increasingly serious anti-Asian incidents, saying that *“it breaks my heart and makes me sick to think of all the horrible things that have been inflicted upon Asian people.”* (Table 5: #stopasianhate - “people”, posted by @crazyinhwang)

In addition to negative emotions, users also express positive feelings associated with both the BLM and SAH movements. The positive emotions mainly include the users’ pride in the movements’ current progress and gratitude toward supporters, such as donors and people who are active in promoting the movements. In the tweet, *“I’m so proud of Houghton. There were more than 1000 people out in the streets today making their voices heard. More were supporting from their cars”* (Table 5: #blacklivesmatter - “today”), the user described citizens actively participating in BLM activities and praised his city for contributing to the BLM movement. As another example, in the SAH movement, one user sent a tweet reading *“Thank you for tuning to our #stopasianhate collab! We have raised a goal of USD\$1000 and I am so happy with everyone’s contribution!”* (Table 5: #stopasianhate - “happy”) to express gratitude to people who have provided financial support to the movement.

5.1.3 Connections between online and offline activities. Our study finds that for both BLM and SAH, the online activity on Twitter and offline events reinforce each other, which answers our first RQ. This result explains the peaks that appeared around the dates of offline activities (e.g., protests, marches) shown in our quantitative results (Figures 2 & 3), and it resonates with Chuang

et al. that offline activities enrich discussions on online social media. Our analysis reveals that on Twitter, people promote future offline events and share helpful resources and tools for organizing events on the online Twitter platform. For example, one tweet read *“Delhi, NY Sat, June 6 at 1 pm. Rally: living, breathing, feeling. Monument to #georgedloyd and others murdered by racist law enforcement and justice system”* (Table 5: #blacklivesmatter - “pm”); it was posted and retweeted to promote an offline gathering for mourning hate crime victims. Users also post tweets to document and discuss ongoing and past offline events, which are usually shared together with pictures and videos. For instance, a professor recorded his experience participating in an SAH offline rally with a tweet: *“There were around 400 people gathering at Phoenix for #stopasianhate rally. Both my postdoc Dan and myself are (the) first time to speak out”* (Table 5: #stopasianhate - “speak”, posted by joeydai). He also posted four photographs from the event depicting participants, posters, and signs. Similarly, a participant in the BLM movement depicted an organized and successful march that took place in his or her city, saying, *“There was a #blackLivesMatter rally/march in my city yesterday. Hundreds of people turned out for it and the protesters worked with the police and fire who escorted the march. It was 100% peaceful!”* (Table 5: #blacklivesmatter - “peace”). In summary, the online discussions aimed to encourage more people to participate in offline events, and in turn, the offline participants shared their experiences with past events people who were not there.

Our results also imply that the pandemic situation increased the proportion of online activities in the SAH movement more than it did those in the BLM movement. We discovered that there were twice as many tweets related to online events and resource sharing than tweets discussing offline events in the SAH movements but there were half as many tweets documenting offline events as there were documenting online activities for the BLM movement. We assume that this discrepancy is caused by the changing pandemic situation across different years. Since tweets with the #blacklivesmatter and #stopasianhate hashtags were crawled from 2020 and 2021, respectively, we infer that there was a stricter lockdown in place when the SAH movement began and thus more online activities emerged.

5.1.4 Call for more participation in the movement and building up the community. Both the BLM and SAH social movements are grown by the two communities spreading awareness, calling for action, and staying united on the Twitter platform. Some users expressed their determination to support people of color and these social movements as well as appealed others to participate in by posting tweets; tweets advocating such activities accounted for approximately 15% of our collected tweets in both the BLM and SAH datasets. The following tweets are good examples from the SAH and BLM movements, respectively: *“We stand with the Asian American and Pacific Islander community against racism, and it’s time to take action. Please join us in supporting awareness of #stopAsianHate and learn more (about) how you can help”* (Table 5: #stopasianhate - “against”) and *“I hope we can work together so that everyone can be comfortable in their own skin.”* (Table 5: #blacklivesmatter - “george”). These tweets have a wide target audience since they can make Black people and the Asian community feel supported and comforted while keeping others motivated.

Other users (more than 10% for both movements) made use of the tag function (@) on Twitter and created a chain by sending a tweet with the #blacklivesmatter/#stopasianhate hashtag, tagging a few more users, and telling them to do the same (e.g., “-reply with #BlackLivesMatter -do the same and tag 6 people: @...”). As a result, knowledge of these two movements spread in a rapid and cost-effective way. As the size of the community increases, the number of people aware of the importance of stopping racism and being called on to participate in the movements also increases. Then, as more people participate in the movement for change, the Black and Asian communities may feel that they are supported and not alone.

In addition to the above topics that both the BLM and SAH movements touched on, each movement had unique topics on Twitter. In Section 4.2, we introduce the qualitative analysis results on tweets discussing the effects of police brutality against Black people, a unique topic that the SAH movement does not share. In Section 4.3, we present distinct topics in the SAH movement, such as anti-Asian hate triggered by the COVID-19 pandemic and support for the movement from celebrities and large business companies.

5.2 Unique Topic in BLM Twitter Discussions: Conflict with the Police

Unlike in the SAH movement, anti-police attitudes are an important topic in the BLM movement, where people show their negative emotions regarding police violence. This might be because the killing of Black people by police officers is part of the degradation of Black people in the United States, as the police judge Black people’s behaviors based on their race [Tolliver et al., 2016]. Additionally, Williamson et al. [2018] find that BLM protests are likely to take place in areas where Black individuals have been slain by police in the past. In contrast, there are much fewer reports linking anti-Asian hate crimes and police brutality, which could explain why this topic did not appear in tweets with the #stopasianhate hashtag.

Supporters of the BLM movement make three types of accusations against the police and their racist and violent behaviors, i.e., condemnation of the police for committing murders, for interfering in offline protests, and for not doing their duties in general. Within the first type of accusation, people referenced the numerous victims in expressing their discontent toward the police since police brutality is the main cause of murders of Black people. We collected tweets using the #blacklivesmatter hashtag right after two Black men, George Floyd and Jacob Blake, were murdered and discovered that users posted tweets referencing the murders of several black men, including George Floyd, by the police. For example, one user posted, “His name was #georgefloyd and he couldn’t breathe. He was a father, and he was murdered by police because of his skin color.” (Table 5: #blacklivesmatter - “police”). Under the second type of accusation, people were angry with the police for arresting and injuring protesters participating in offline activities as part of the BLM movement, and people believed that the police’s behaviors constituted racism. A tweet reporting that police had interfered with protesters’ behaviors in past offline events said, “In #USA police fired tear gas and arrested several #blackLivesmatter protesters in #Portland in the early hours of Tuesday morning, as demonstrations against police brutality and racism continued in the city.” (Table 5: #blacklivesmatter - “police”, posted by @Ruptly). In addition to

accusing the police of specific actions, users also indirectly express their disapproval of the police in general because they think that the police fail to fulfill their responsibilities. For example, one user implied that the police weren’t doing their job, saying that “*Police need to be citizen guardians, not militarized enforcers.*” (Table 5: #blacklivesmatter - “police”, posted by @ess_trainor).

5.3 Unique Topics in SAH Twitter Discussions

5.3.1 Rising anti-Asian hate since the COVID-19 pandemic began. There were 42 sampled tweets remarking that the number of anti-Asian hate crimes has increased significantly since the outbreak of the COVID-19 pandemic. Such findings are in accordance with the first-reported major COVID-19 outbreak in Wuhan, China, which was believed to be the primary reason for the increasing anti-Asian and anti-Asian American sentiment in the United States [Gover et al., 2020]. One sample tweet referred to the 2021 Atlanta spa shootings (citation) and confirmed the growing hatred toward Asians since the pandemic began, noting that “*the horrific shooting in Georgia is just the latest example of the rising tide of violence that Asian Americans have experienced throughout the pandemic*” (Table 5: #stopasianhate - “pandemic”, posted by @NILC). As stated in this tweet, the Atlanta tragedy was confirmed as a racially motivated hate crime specifically targeting Asian women and regarded as just one example of the mounting violence that all Asian communities in the United States are experiencing.

Other tweets point out that racism against Asian people has a long history in the United States, and hostility against Asians has reached a new peak since the inception of the COVID-19 pandemic. For example, one user posted that “*while anti-Asian racism isn’t new, it’s gotten much worse during the pandemic; addressing its origins while also discussing strategies to move forward is crucial.*” (Table 5: #stopasianhate - “new”). This tweet confirms that the pandemic has widely fueled anti-Asian sentiment; it further claims that addressing the origin of anti-Asian sentiments is critical in solving certain issues and ending racism against Asian people. In summary, the COVID-19 pandemic is believed to be one of the primary motivations for the increasing hate crimes against Asians, and the relationship between the pandemic and racist acts against Asians has received abundant attention, confirmation, and discussion within the SAH scene.

5.3.2 Condemn racism triggered by COVID-19 and hope to end the hate. Our analysis demonstrates that 23 of the sampled tweets condemn individuals who discriminate against Asians and Asian Americans because of the COVID-19 virus, particularly by asserting that Asians should not be blamed for the virus’s spread. One Twitter user stated that “*if y’all followed the precautions then the virus wouldn’t (as) be bad as now. Don’t blame Asians for it.*” (Table 5: #stopasianhate - “man”). Such voices denouncing racism were often accompanied by messages expressing hope that the growing violence against Asians will quickly cease. Some tweets specifically expressed support for and encouraged people to contact their representatives to vote for the COVID-19 Hate Crimes Act, a bill signed by US President Joe Biden that addresses hate crimes, particularly the increasing number committed against Asian Americans during the pandemic. For example, one user supporting the bill shared updates about the bill, tweeting that “*the House has passed the COVID-19 Hate Crimes Act with an overwhelming bipartisan*

majority and it's now headed to President Biden's desk. I was proud to co-sponsor and vote for this important bill to support our AAPI community and help #StopAsianHate." (Table 5: #stopasianhate - "bill"). The tweet not only gave an update about the status of the relevant legislation but also documented the user's personal participation (e.g., cosponsoring and voting for the bill) in the movement. Whether by expressing support or proposing tangible actions, these tweets showed a strong tendency to advocate for relevant policies and support the Asian community in the context of the pandemic.

5.3.3 Support for the AAPI community from Asian celebrities and large corporations. We observed that several Asian celebrities in the entertainment industry, such as South Korean boy bands (e.g., BTS, Ateez), South Korean American actors and producers (e.g., Daniel Dae Kim) and Chinese American actors, directors and producers (Daniel Wu) as well as large businesses, such as Tom Ford, Comcast NBC, IBM, and Burger King, expressed their support for the AAPI community by posting on Twitter.

Many Asian celebrities in the entertainment industry tweeted their support for the Asian community and help raise awareness about the challenges that Asians face today. For example, the South Korean boy band BTS tweeted the following on their official account: *"We stand against racial discrimination. We condemn violence. You, I and we all have the right to be respected. We will stand together"*. Due to celebrities' fame, their posts receive a great amount of feedback from their fans and followers, which soon leads to the viral circulation of their content as fans and followers extensively retweet the original tweets. According to Twitter, BTS's #stopasianhate tweet was the most retweeted tweet and the second most liked tweet in 2021. We found 47 sampled tweets that responded to the celebrities' tweets, saying that they would stand together with the celebrities and Asian people suffering from racial discrimination. One sample tweet noted that *"I'm both comforted by BTS's words and also incredibly livid at everything both past and present. Either way, it's BTS appreciation hours and it's long overdue for anti-Asian rhetoric and harassment to end"* (Table 5: #stopasianhate - "end"). The celebrities' reassuring words elicited a flood of positive responses and active engagement from their fans, extending the SAH movement's social influence.

Similarly, several large corporations also publicly expressed their support on Twitter for the SAH movement and declared their determination to stand with the Asian community. For example, Tom Ford's official Twitter account posted the message *"We are devastated by the recent acts of violence and bigotry in the US. We stand united with the Asian community in strongly condemning all forms of hate. TOM FORD remains committed to an inclusive future that celebrates and honors all of our differences"* (5: #Stopasianhate - "condemn", posted by @TOMFORD) to express support for the SAH movement. Asian celebrities and large corporations, as some of the most influential voices on social media, have readily accepted their social responsibilities and encouraged their audiences to support and participate in the SAH movement online.

6 DISCUSSION AND CONCLUSIONS

We identified three major findings regarding the similarities and differences between the BLM movement and the SAH movement by evaluating and merging the quantitative and qualitative results.

First, both quantitative and qualitative findings show that online social movements on Twitter and offline events in both movements reinforce one another. The time series results (Figures 2 & 3) demonstrate that tweet volume and Google searches peak around the time of significant offline activities in both movements, indicating that BLM and SAH follow the same pattern of coinciding online and offline peaks that many other online social movements do [Papacharissi, 2014, Tufekci, 2017]. Furthermore, our qualitative analysis reveals that offline events and online activities have a mutually constructive relationship. On the one hand, people use online social platforms to promote forthcoming offline events. On the other hand, information about past or ongoing offline events is extensively shared on online platforms, increasing the overall online engagement.

Second, we anticipated that the disparity between the topics in the two movements stems from these movements' differing origins. Our qualitative analysis indicates that whereas many voices in the BLM movement focus on police brutality against Black people, dialogues in the SAH movement seek to address the rising racism against Asians since COVID-19 began. We hypothesized that the discrepancy was due to the two movements' varying origins, with the majority of people unjustly killed by the police being Black [Alang et al., 2017] and the increasing anti-Asian sentiment deriving from the first case being reported in China [Gover et al., 2020].

Finally, we observed that discussions in the SAH movement cover a broader range of topics than the BLM movement. The LDA model with the highest coherence scores yielded 15 topics for the BLM movement and 20 topics for the SAH movement in the quantitative analysis, indicating that the content of the SAH movement conversation is richer than that of the BLM movement. This finding was also validated by the qualitative analysis, in which we identified 42 topic categories for the BLM movement and 87 for the SAH movement. Further investigation is required to uncover the underlying reasons for the difference in topics between the BLM and SAH movements.

Our research focused on the interplay of AI, ethics, and society. First, a critical stream of cooperative AI research seeks to design algorithms to steer social media so as to promote healthy online communities [Dacon and Tang, 2021]. Our analysis shows that the microblogging on Twitter related to BLM and SAH has been an essential part of both these social movements to support minorities, and this activity is supported by the hashtag algorithms on Twitter [Li and Wu, 2011]. However, most tweets do not contain tags that impedes the potential formation of connections among online social movement communities. Future research can design automated content-based hashtag recommendations for tweets to further connect online communities and support social movements on Twitter [Godin et al., 2013]. Second, fairness and justice are essential facets of AI and ethics research [Whittlestone et al., 2019]. Social movements have a long relationship with social justice and fairness [Thompson, 2002, Tyler and Smith, 1995], which concurs with our results. For example, our LDA analysis shows that one common topic between the BLM and SAH movements is racism, and combatting racism is an essential part of fairness and justice [Overby et al., 2004]. Future work could seek to identify Twitter algorithms that promote diversity and inclusion by reducing racism and discrimination. Finally, our society is undergoing a transition to a cyber-physical-social system (CPSS), in which the virtual, the physical, and the social are evolving into one social space [Xiong et al., 2015]. Our topic analysis documents

the Twitter platform as a miniature CPSS. Future research could explore how to design social media platforms that serve as a CPSS that is secure, fair, and efficient [Tan et al., 2020].

We recognize a few limitations in our study. First, the Twitter data we queried cover only a few months. Specifically, our data query range is 8 months for BLM and 10 months for SAH, as we used the day after George Floyd's death and the day after the Atlanta spa shooting as the beginning query dates and the end of 2020 and 2021 as the ending dates, respectively. As a result, these query ranges include the peaks in engagement for the aforementioned two events according to the Google Trends data but fail to cover the whole storyline of either movements. Second, we set a threshold of three for the number of likes to filter tweets, aiming to decrease the computational costs and select tweets that are relevant to the movements, which were randomly selected since prior studies did not indicate a rational method for deciding this threshold. It is possible that tweets with fewer than three likes also contain valuable information. Third, not all our tweets are in English even though we set the snsrape API to query English tweets. When performing the qualitative analysis, we also found Spanish tweets in our dataset. This influenced our qualitative work since we had to translate Spanish into English to understand the tweets' content before the analysis. Fourth, our study does not include ethnographical work. We conducted quantitative and qualitative research based on the content of the queried tweets. However, we do not take the Twitter users' demographical information (e.g., race, social class, gender, age, income) into consideration, nor did we reach out to them for interviews. A better understanding of the tweet content could be achieved through close contact with the people who sent these tweets.

Our work makes two major contributions. First, our analysis of the connections between online and offline movements and Twitter topic content sheds light on the importance of social media, which links individuals who share common concerns. Second, we identified the main themes in the BLM and SAH online social movements that cover the major topics of discussion on Twitter through quantitative (i.e., the LDA model, network) and qualitative (i.e., open coding) methods. These themes could help future researchers understand the commonalities and differences between the content of Twitter discussions around these two movements.

REFERENCES

- Cosme Adrover, Todd Bodnar, Zhuojie Huang, Amalio Telenti, and Marcel Salathé. 2015. Identifying Adverse Effects of HIV Drug Treatment and Associated Sentiments Using Twitter. *JMIR Public Health and Surveillance* 1, 2 (2015), e7. <https://doi.org/10.2196/publichealth.4488>
- Sirry Alang, Donna McAlpine, Ellen McCreedy, and Rachel Hardeman. 2017. Police Brutality and Black Health: Setting the Agenda for Public Health Scholars. (2017). <https://www.ncbi.nlm.nih.gov/pmc/articles/PMC5388955/>
- Oliver Melbourne Allen, Emily Chen, and Emilio Ferrara. 2021. Pictures as a Form of Protest: A Survey and Analysis of Images Posted During the Stop Asian Hate Movement on Twitter. *2021 IEEE 18th International Conference on Mobile Ad Hoc and Smart Systems (MASS)* (2021). <https://doi.org/10.1109/mass52906.2021.00100>
- Monica Anderson, Michael Barthel, and Emily Vogels. 2020. #BlackLivesMatter surges on Twitter after George Floyd's death. <https://www.pewresearch.org/fact-tank/2020/06/10/blacklivesmatter-surges-on-twitter-after-george-floyds-death/>
- Christopher Barrie. 2020. Searching Racism after George Floyd. *Socius: Sociological Research for a Dynamic World* 6 (2020), 237802312097150. <https://doi.org/10.1177/2378023120971507>
- San Bernardino. 2021. Center for the Study of Hate and Extremism at California State University. <https://www.csus.edu/hate-and-extremism-center>
- David M. Blei, Andrew Y. Ng, and Michael I. Jordan. 2003. Latent dirichlet allocation. *The Journal of Machine Learning Research* 3, null (March 2003), 993–1022.
- William J. Brady, Killian McLoughlin, Tuan N. Doan, and Molly J. Crockett. 2021. How social learning amplifies moral outrage expression in online social networks. *Science Advances* (Aug. 2021). <https://doi.org/10.1126/sciadv.abe5641> Publisher: American Association for the Advancement of Science.
- André Brock. 2012. From the Blackhand Side: Twitter as a Cultural Conversation. *Journal of Broadcasting & Electronic Media* 56, 4 (2012), 529–549. <https://doi.org/10.1080/08838151.2012.732147>
- Larry Buchanan, Quoc Trung Bui, and Jugal K. Patel. 2020. Black Lives Matter May Be the Largest Movement in U.S. History. *The New York Times* (2020). <https://www.nytimes.com/interactive/2020/07/03/us/george-floyd-protests-crowd-size.html>
- Nikita Carney. 2016. All lives matter, but so does race: Black lives matter and the evolving role of social media. *Humanity & Society* 40, 2 (2016), 180–199. <https://doi.org/10.1177/0160597616643868>
- Jason Chuang, Christopher D. Manning, and Jeffrey Heer. 2012. Termite: visualization techniques for assessing textual topic models. *Proceedings of the International Working Conference on Advanced Visual Interfaces - AVI '12* (2012). <https://doi.org/10.1145/2254556.2254572>
- Meredith Clark. 2014. To tweet our own cause: A mixed-methods study of the online phenomenon "Black Twitter" - ProQuest. <https://www.proquest.com/openview/a5773355ad9442b455850eb0ffaf2d7b/1?pq-origsite=gscholar&cbl=18750>
- Jeanine C. Cogan. 2002. Hate Crime as a Crime Category Worthy of Policy Attention. *American Behavioral Scientist* 46, 1 (Sept. 2002), 173–185. <https://doi.org/10.1177/0002764202046001011> Publisher: SAGE Publications Inc.
- Luiz F. S. Coletta, Nadia F. F. da Silva, Eduardo Raul Hruschka, and Estevam Rafael Hruschka. 2014. Combining Classification and Clustering for Tweet Sentiment Analysis. <https://doi.org/10.1109/BRACIS.2014.46> Pages: 210–215.
- Juliet M. Corbin and Anselm Strauss. 1990. Grounded theory research: Procedures, canons, and evaluative criteria. *Qualitative Sociology* 13, 1 (March 1990), 3–21. <https://doi.org/10.1007/BF00988593>
- Toni Cvitanic, Bumsoo Lee, Hyeon Song, Katherine Fu, and David Rosen. 2016. LDA v. LSA: A Comparison of Two Computational Text Analysis Tools for the Functional Categorization of Patents. *International Conference on Case-Based Reasoning* (2016). <https://par.nsf.gov/biblio/10055536-lda-lsa-comparison-two-computational-text-analysis-tools-functional-categorization-patents>
- Jamell Dacon and Jiliang Tang. 2021. What Truly Matters? Using Linguistic Cues for Analyzing the #BlackLivesMatter Movement and its Counter Protests: 2013 to 2020. *arXiv:2109.12192 [cs]* (2021). <https://arxiv.org/abs/2109.12192>
- Stephen Dann. 2010. Twitter content classification. *First Monday* 15, 12 (2010). <https://doi.org/10.5210/fm.v15i12.2745>
- Thomas M. J. Fruchterman and Edward M. Reingold. 1991. Graph drawing by force-directed placement. *Software: Practice and Experience* 21, 11 (1991), 1129–1164. <https://doi.org/10.1002/spe.4380211102> _eprint: <https://onlinelibrary.wiley.com/doi/pdf/10.1002/spe.4380211102>
- Ryan J. Gallagher, Andrew J. Reagan, Christopher M. Danforth, and Peter Sheridan Dods. 2018. Divergent discourse between protests and counter-protests: #BlackLivesMatter and #AllLivesMatter. *PLOS ONE* 13, 4 (2018), e0195644. <https://doi.org/10.1371/journal.pone.0195644>
- Salvatore Giorgi, Sharath Chandra Guntuku, Muhammad Rahman, McKenzie Himelein-Wachowiak, Amy Kwarteng, and Brenda Curtis. 2020. Twitter Corpus of the #BlackLivesMatter Movement And Counter Protests: 2013 to 2020. *arXiv:2009.00596 [cs]* (2020). <https://arxiv.org/abs/2009.00596>
- Frédéric Godin, Viktor Slavkovikj, Wesley De Neve, Benjamin Schrauwen, and Rik Van de Walle. 2013. Using topic models for Twitter hashtag recommendation. In *Proceedings of the 22nd International Conference on World Wide Web (WWW '13 Companion)*. Association for Computing Machinery, New York, NY, USA, 593–596. <https://doi.org/10.1145/2487788.2488002>
- Balakrishnan Gokulakrishnan, Pavalanathan Priyanthan, Thiruchittampalam Ragavan, Nadarajah Prasath, and AShehan Perera. 2012. Opinion mining and sentiment analysis on a Twitter data stream. <https://doi.org/10.1109/ICTer.2012.6423033> Pages: 182–188.
- Angela R. Gover, Shannon B. Harper, and Lynn Langton. 2020. Anti-Asian Hate Crime During the COVID-19 Pandemic: Exploring the Reproduction of Inequality. *American Journal of Criminal Justice* 45, 45 (2020). <https://doi.org/10.1007/s12103-020-09545-1>
- Roderick Graham and 'Shawn Smith. 2016. The Content of Our #Characters: Black Twitter as Counterpublic. *Sociology of Race and Ethnicity* 2, 4 (2016), 433–449. <https://doi.org/10.1177/2332649216639067>
- D. Harley, K. Howland, E. Harris, and Cara Redlich. 2014. Online communities for older users: what can we learn from local community interactions to create social sites that work for older people. In *BCS HCI*. <https://doi.org/10.14236/EWIC/HCI2014.5>
- Rex Hartson and Pardha Pyla. 2012. *The UX Book: Process and Guidelines for Ensuring a Quality User Experience* (1st ed.). Morgan Kaufmann Publishers Inc., San Francisco, CA, USA.
- Yin Huang, Han Dong, Yelena Yesha, and Shujia Zhou. 2014. A Scalable System for Community Discovery in Twitter During Hurricane Sandy. <https://doi.org/10.1109/CCGrid.2014.122> Pages: 893–899.
- Jelani Ince, Fabio Rojas, and Clayton A. Davis. 2017. The social media response to Black Lives Matter: how Twitter users interact with Black Lives Matter through

- hashtag use. *Ethnic and Racial Studies* 40, 11 (2017), 1814–1830. <https://doi.org/10.1080/01419870.2017.1334931>
- Sarah J. Jackson, Moya Bailey, and Brooke Foucault Welles. 2020. *#HashtagActivism: Networks of Race and Gender Justice*. MIT Press, Cambridge, MA, USA.
- Akshay Java, Xiaodan Song, Tim Finin, and Belle Tseng. 2009. Why We Twitter: An Analysis of a Microblogging Community. *Advances in Web Mining and Web Usage Analysis* (2009), 118–138. https://doi.org/10.1007/978-3-642-00528-2_7
- Shamika Klassen, Sara Kingsley, Kalyn McCall, Joy Weinberg, and Casey Fiesler. 2021. More than a Modern Day Green Book: Exploring the Online Community of Black Twitter. *Proceedings of the ACM on Human-Computer Interaction* 5, CSCW2 (2021), 1–29. <https://doi.org/10.1145/3479602>
- Claire Seungeun Lee and Ahnlee Jang. 2021. Questing for Justice on Twitter: Topic Modeling of #StopAsianHate Discourses in the Wake of Atlanta Shooting. *Crime & Delinquency* (2021), 001112872110578. <https://doi.org/10.1177/00111287211057855>
- Latoya Lee. 2017. Black Twitter: A Response to Bias in Mainstream Media. *Social Sciences* 6, 1 (2017), 26. <https://doi.org/10.3390/socsci6010026>
- Tianxi Li and Yu Wu. 2011. Twitter Hash Tag Prediction Algorithm ABSTRACT.
- Leanna Lucero. 2017. Safe spaces in online places: social media and LGBTQ youth. *Multicultural Education Review* 9, 2 (2017), 117–128. <https://doi.org/10.1080/2005615x.2017.1313482>
- Hanjia Lyu, Yangxin Fan, Ziyu Xiong, Mayya Komisarchik, and Jiebo Luo. 2021. State-level Racially Motivated Hate Crimes Contrast Public Opinion on the #StopAsianHate and #StopAAPIHate Movement. *arXiv:2104.14536 [cs]* (2021). <https://arxiv.org/abs/2104.14536>
- Farhad Manjoo. 2010. How black people use Twitter. <https://slate.com/technology/2010/08/how-black-people-use-twitter.html>
- Author Chris Messina. 2007. Groups for Twitter; or A Proposal for Twitter Tag Channels. <https://factoryjoe.com/2007/08/25/groups-for-twitter-or-a-proposal-for-twitter-tag-channels/>
- Martha Morrissey, Leah Wasser, Jeremy Diaz, and Jenny Palomino. 2018. Analyze The Sentiment of Tweets From Twitter Data and Tweepy in Python. <https://www.earthdatascience.org/courses/use-data-open-source-python/intro-to-apis/analyze-tweet-sentiment-in-python/>
- Aaron Mueller, Zach Wood-Doughty, Silvio Amir, Mark Dredze, and Alicia L. Nobles. 2020. Demographic Representation and Collective Storytelling in the Me Too Twitter Hashtag Activism Movement. *arXiv:2010.06472 [cs]* (2020). <https://arxiv.org/abs/2010.06472>
- Marcia Mundt, Karen Ross, and Charla M Burnett. 2018. Scaling Social Movements Through Social Media: The Case of Black Lives Matter. *Social Media + Society* 4, 4 (2018), 1–14. <https://doi.org/10.1177/2056305118807911>
- Sidharth Muralidharan, Leslie Rasmussen, Daniel Patterson, and Jae-Hwa Shin. 2011. Hope for Haiti: An analysis of Facebook and Twitter usage during the earthquake relief efforts. *Public Relations Review* 37, 2 (2011), 175–177. <https://doi.org/10.1016/j.pubrev.2011.01.010>
- Lorelli S. Nowell, Jill M. Norris, Deborah E. White, and Nancy J. Moules. 2017. Thematic Analysis: Striving to Meet the Trustworthiness Criteria. *International Journal of Qualitative Methods* 16, 1 (Dec. 2017), 1609406917733847. <https://doi.org/10.1177/1609406917733847> Publisher: SAGE Publications Inc.
- L. Marvin Overby, Robert D. Brown, John M. Bruce, Charles E. Smith, and John W. Winkle. 2004. Justice in Black and White: Race, Perceptions of Fairness, and Diffuse Support for the Judicial System in a Southern State. *Justice System Journal* 25, 2 (May 2004), 159–182. <https://doi.org/10.1080/0098261X.2004.10767716> Publisher: Routledge _eprint: <https://doi.org/10.1080/0098261X.2004.10767716>
- Anmol Panda, Divya Siddharth, and Joyjeet Pal. 2020. *COVID, BLM, and the polarization of US politicians on Twitter*. Technical Report. <https://ui.adsabs.harvard.edu/abs/2020arXiv200803263P> Publication Title: arXiv e-prints ADS Bibcode: 2020arXiv200803263P Type: article.
- Zizi Papacharissi. 2014. *Affective Publics: Sentiment, Technology, and Politics*. Oxford University Press. <https://oxford-universitypressscholarship-com.proxy.lib.duke.edu/view/10.1093/acprof:oso/9780199999736.001.0001/acprof-9780199999736> Publication Title: Affective Publics.
- Hao Peng, Ceren Budak, and Daniel M. Romero. 2019. Event-Driven Analysis of Crowd Dynamics in the Black Lives Matter Online Social Movement. *The World Wide Web Conference* (2019). <https://doi.org/10.1145/3308558.3313673>
- Andrew Perrin and Monica Anderson. 2019. Share of U.S. adults using social media, including Facebook, is mostly unchanged since 2018. <https://www.pewresearch.org/fact-tank/2019/04/10/share-of-u-s-adults-using-social-media-including-facebook-is-mostly-unchanged-since-2018/>
- Ashish K. Rathore, Arpan K. Kar, and P. Vigneshwara Ilavarasan. 2017. Social Media Analytics: Literature Review and Directions for Future Research. *Decision Analysis* 14, 4 (2017), 229–249. <https://doi.org/10.1287/deca.2017.0355>
- Kandace Redd. 2021. Unity Against Hate rally starts in Sacramento. <https://www.abc10.com/article/news/community/race-and-culture/national-unity-against-hate-rally-confronts-anti-asian-hate/103-baf3f170-539a-4dc7-bcdc-03d1496b16c0> Section: abc10.news.community.race-and-culture.local.
- Ryan Sequeira, Avijit Gayen, Niloy Ganguly, Sourav Kumar Dandapat, and Joydeep Chandra. 2019. A Large-Scale Study of the Twitter Follower Network to Characterize the Spread of Prescription Drug Abuse Tweets. *IEEE Transactions on Computational Social Systems* 6, 6 (2019), 1232–1244. <https://doi.org/10.1109/tcss.2019.2943238>
- Sanjay Sharma. 2013. Black Twitter? Racial Hashtags, Networks and Contagion. *New Formations* 78, 78 (2013), 46–64. <https://doi.org/10.3898/newf.78.02.2013>
- Carson Sievert and Kenneth Shirley. 2014. LDAvis: A method for visualizing and interpreting topics. <https://doi.org/10.3115/v1/W14-3110>
- Guodao Sun, Yingcai Wu, Shixia Liu, Tai-Quan Peng, Jonathan J. H. Zhu, and Ronghua Liang. 2014. EvoRiver: Visual Analysis of Topic Cooperation on Social Media. *IEEE Transactions on Visualization and Computer Graphics* 20, 12 (2014), 1753–1762. <https://doi.org/10.1109/tvcg.2014.2346919>
- Yingcheng Sun, Kenneth Loparo, and Richard Kolacinski. 2020. *Conversational Structure Aware and Context Sensitive Topic Model for Online Discussions*. Technical Report arXiv:2002.02353. arXiv. <https://doi.org/10.48550/arXiv.2002.02353> arXiv:2002.02353 [cs] type: article.
- Liang Tan, Na Shi, Caixia Yang, and Keping Yu. 2020. A Blockchain-Based Access Control Framework for Cyber-Physical-Social System Big Data. *IEEE Access* 8 (2020), 77215–77226. <https://doi.org/10.1109/ACCESS.2020.2988951> Conference Name: IEEE Access.
- Keeanga-Yamahatta Taylor. 2016. *From #Blacklivesmatter to black liberation*. Haymarket Books. Copyright.
- Neil Thompson. 2002. Social Movements, Social Justice and Social Work. *The British Journal of Social Work* 32, 6 (2002), 711–722. <https://www.jstor.org/stable/23716490> Publisher: Oxford University Press.
- Willie F. Tolliver, Bernadette R. Hadden, Fabienne Snowden, and Robyn Brown-Manning. 2016. Police killings of unarmed Black people: Centering race and racism in human behavior and the social environment content. *Journal of Human Behavior in the Social Environment* 26, 3–4 (May 2016), 279–286. <https://doi.org/10.1080/10911359.2015.1125207> Publisher: Routledge _eprint: <https://doi.org/10.1080/10911359.2015.1125207>
- Zeynep Tufekci. 2017. *Twitter and Tear Gas: The Power and Fragility of Networked Protest*. Yale University Press. <https://doi.org/10.12987/9780300228175> Publication Title: Twitter and Tear Gas.
- Marlon Twyman, Brian C. Keegan, and Aaron Shaw. 2017. Black Lives Matter in Wikipedia. *Proceedings of the 2017 ACM Conference on Computer Supported Cooperative Work and Social Computing - CSCW '17* (2017). <https://doi.org/10.1145/2998181.2998232>
- Tom R. Tyler and Heather J. Smith. 1995. Social Justice and Social Movements. (1995). <https://escholarship.org/uc/item/54d3j035>
- Shiliang Wang, Michael J. Paul, and Mark Dredze. 2014. Exploring Health Topics in Chinese Social Media: An Analysis of Sina Weibo. *undefined* (2014). <https://www.semanticscholar.org/paper/Exploring-Health-Topics-in-Chinese-Social-Media%3A-An-Wang-Paul/46a0f4c55951a2be5a8f220414ba660e6aba49a3>
- Jess Whittlestone, Rune Nyrup, Anna Alexandrova, and Stephen Cave. 2019. The Role and Limits of Principles in AI Ethics: Towards a Focus on Tensions. 195–200. <https://doi.org/10.1145/3306618.3314289>
- Shirley A. Williams, Melissa M. Terras, and Claire Warwick. 2013. What do people study when they study Twitter? Classifying Twitter related academic papers. *Journal of Documentation* 69, 3 (2013), 384–410. <https://doi.org/10.1108/jd-03-2012-0027>
- Vanessa Williamson, Kris-Stella Trump, and Katherine Levine Einstein. 2018. Black Lives Matter: Evidence that Police-Caused Deaths Predict Protest Activity. *Perspectives on Politics* 16, 2 (June 2018), 400–415. <https://doi.org/10.1017/S1537592717004273> Publisher: Cambridge University Press.
- Gang Xiong, Fenghua Zhu, Xiwei Liu, Xisong Dong, Wuling Huang, Songhang Chen, and Kai Zhao. 2015. Cyber-physical-social system in intelligent transportation. *IEEE/CAA Journal of Automatica Sinica* 2, 3 (July 2015), 320–333. <https://doi.org/10.1109/JAS.2015.7152667> Conference Name: IEEE/CAA Journal of Automatica Sinica.
- Kimmy Yam. 2021. Anti-Asian hate crimes increased by nearly 150% in 2020, mostly in N.Y. and L.A., new report says. <https://www.nbcnews.com/news/asian-america/anti-asian-hate-crimes-increased-nearly-150-2020-mostly-n-n1260264>
- Lei Yang, Tao Sun, Ming Zhang, and Qiaozhu Mei. 2012. We know what @you #tag. *Proceedings of the 21st international conference on World Wide Web - WWW '12* (2012). <https://doi.org/10.1145/2187836.2187872>

7 APPENDIX

Figure 5 shows the average word lengths of #blacklivesmatter (top) and #stopasianhate (bottom) tweets over the studied period. For Dataset B, the tweets have an average of 25.3 words (standard deviation=15.0), and the daily averages vary between 1 and 243 words. Similarly, in Dataset S, the average length is 24.9 words (standard deviation=15.2), and the daily average varies between 1 and 144 words. The top 20 words for all #blacklivesmatter tweets are #blacklivesmatter (1266949), black (197853), people (157026), lives (78711), police (76502), us (62850), racism (62034), support (60291), matter

What are People Talking about in #BlackLivesMatter and #StopAsianHate?

Alpha	Beta	#Blacklivesmatter Coherence (#Topics)	#Stopasianhate Coherence (#Topics)
0.01	0.91	0.451 (#15)	0.408(#20)
0.31	0.91	0.512 (#15)	0.483(#20)
symmetric	0.91	0.505 (#15)	0.4#31(#20)
0.61	0.91	0.481 (#15)	0.405 (#20)
0.31	0.61	0.504 (#15)	0.468(#20)
0.01	0.61	0.479 (#15)	0.386 (#20)
symmetric	0.61	0.494 (#15)	0.464 (#20)

Table 1: Model Parameters Tuning

	Date	Tweets
0	2020-05-24 00:03:24+00:00	#BlackLivesMatter https://t.co/VdQ8PIpDqr
1	2020-05-24 00:05:08+00:00	Donald, whether you know it or not you experie...
2	2020-05-24 00:36:17+00:00	Not crazy abt Biden,will still #VoteBlue no ma...
3	2020-05-24 00:38:54+00:00	On my Twitter, we believe:\n\n- Black, Brown, ...
4	2020-05-24 01:13:05+00:00	#BlackLivesMatter https://t.co/F9UQMczimk
...
1263699	2020-12-31 23:54:42+00:00	Let's start the chat on #Selfcare and why #bla...
1263700	2020-12-31 23:55:09+00:00	Video: CAIR-MN Calls for 'Independent and Tran...
1263701	2020-12-31 23:56:41+00:00	#BlackLivesMatter https://t.co/Oo4sJCaouU
1263702	2020-12-31 23:58:09+00:00	Is so disgusting we still have filth like this...
1263703	2020-12-31 23:59:47+00:00	#BlackLivesMatter\n\nit this woman is not char...

1263704 rows x 2 columns

Figure 4: Sample Dataset

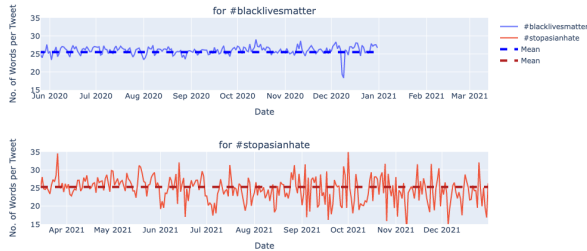


Figure 5: Time Series for Average Tweet Length (daily)

(58572), white (57644), please (57032), today (55573), i'm (54411), que (54037), see (53572), #georgefloyd (51808), protest (60641), justice (49691), like (447970), and know (47461). The top 20 words of all #stopasianhate tweets are: #stopasianhate (96977), asian (20523), #stopaapihate (16458), hate (14018), community (9282), racism (9235), violence (8566), stand (8009), people (7847), us (6717), stop (6338), #stopasianhatecrimes (6245), que (6098), asians (5278), anti-asian (5050), aapi (5004), #asiansarehuman (4926), please (4833), support (4815), and American (4640).

Figure 9 shows the network of top 50 co-occurring words in #blacklivesmatter twitter discussion. In addition to related hashtags such as #justiceforgeorgefloyd and #blm, the term "police brutality" has a word co-occurrence of 13649 among all the BLM tweets. In terms of degree centrality, "black" has 9 edges; "matter" and "people" have 3 edges; "lives", "white", "protest", "reply" and "fight" have 2 edges. These words related to protest slogans have a relatively high

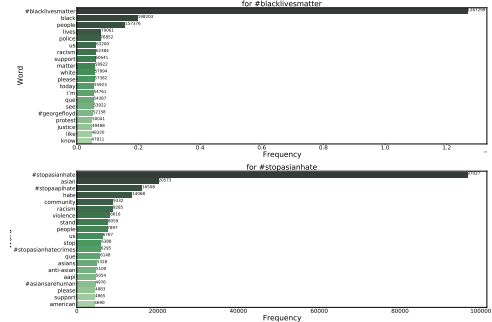


Figure 6: Overall Word Frequency Ranking

Time Series for Google Trend and Tweet Volume for #BlackLivesMatter and #StopAsianHate

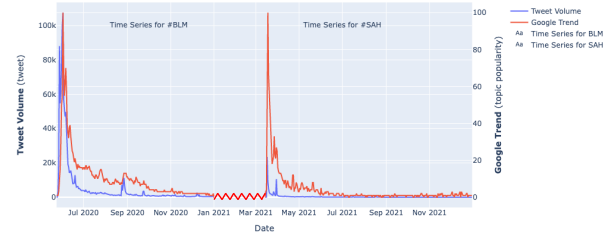


Figure 7: Time Series of Google Trend and Tweet Volume for #BlackLivesMatter and #StopAsianHate

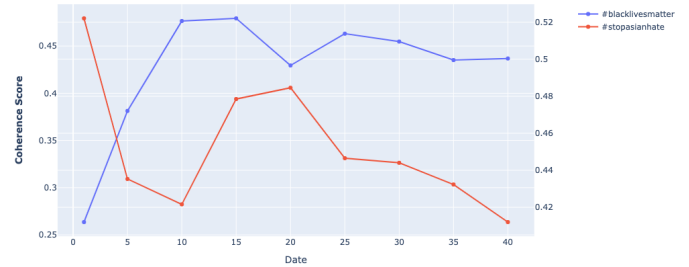


Figure 8: Coherence Score of Different Number of Topics for #blacklivesmatter and #stopasianhate

degree centrality and positive signals in advocating for the BLM movement.

Figure 10 shows the network of top 50 co-occurring words in #stopasianhate twitter discussion. The SAH dataset has the following top-ranking hashtags: #stopaapihate, #asiansarehuman, #stopasianhatecrimes, #racismisnotcomedy, #stopasianhatecrimes". In addition, asian american, asian community and asian woman are co-occurring




Figure 9: #Blacklivesmatter: Networks of top 50 co-occurring words in tweets

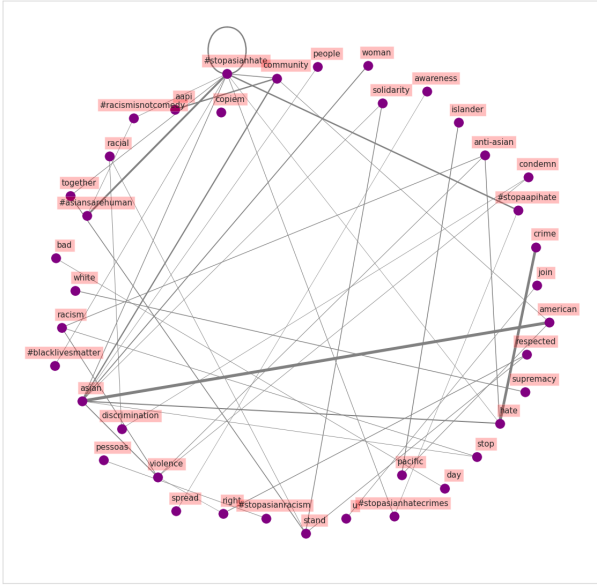


Figure 10: #Stopasianhate: Networks of top 50 co-occurring words in tweets

words ranked in the top 10 word bigram. In terms of degree centrality, "asian" has 9 edges; "violence" has 5 edges; "hate", "community" and "stand" have 4 edges; "american", "anti-asian" and "racism" have 3 edges; "#stopaapihate", "#asiansarehuman", "#stopasianhatecrimes", "pacific", "together", "solidarity", "#racismisnotcomedy", "right", "respected", "stop", "racial", "discrimination" and "condemn" have 2 edges. Similar to the BLM words, the SAH words with a high

degree of centrality are linked to support for the movement and addresses racial issues. In addition, multiple central nodes in the SAH dataset are words that directly express negative attitudes toward the incidents.

ID	Frequency	Type	Description
Date	daily	YYYY-MM-DD	#Blacklivesmatter: from May 24, 2020, to Dec 31, 2020 #Stopasianhate: from March 15, 2021, to Dec 31, 2021
Tweets	tweet	String	Tweets that contain the hashtag #blacklivesmatter the number of likes ≥ 3

Table 2: Data Dictionary

What are People Talking about in #BlackLivesMatter and #StopAsianHate?

	bigram	count
0	('black', 'lives')	38087
1	('lives', 'matter')	35761
2	('black', 'people')	25622
3	('george', 'floyd')	25255
4	('blacklivesmatter', 'movement')	18917
5	('support', 'blacklivesmatter')	18590
6	('blacklivesmatter', 'justiceforgeorgefloyd')	16504
7	('blacklivesmatter', 'blacklivesmatter')	15742
8	('police', 'brutality')	13649
9	('blacklivesmatter', 'blm')	13279
10	('blm', 'blacklivesmatter')	13219
11	('blacklivesmatter', 'georgefloyd')	12886
12	('justiceforgeorgefloyd', 'blacklivesmatter')	11279
13	('georgefloyd', 'blacklivesmatter')	10998
14	('white', 'people')	9851
15	('break', 'chain')	9370
16	('blacklivesmatter', 'protest')	8809
17	('blacklivesmatter', 'protests')	8041
18	('stay', 'safe')	7975
19	('people', 'know')	7897
20	('breonna', 'taylor')	7526
21	('black', 'community')	7407
22	('matter', 'blacklivesmatter')	6868
23	('systemic', 'racism')	6460
24	('black', 'see')	6408
25	('say', 'blacklivesmatter')	6354
26	('black', 'man')	6281
27	('social', 'media')	6197
28	('change', 'blacklivesmatter')	6107
29	('justice', 'peace')	6035
30	('peaceful', 'protest')	5864
31	('reply', 'blacklivesmatter')	5861
32	('black', 'hear')	5854
33	('black', 'mourn')	5797
34	('retweet', 'reply')	5759
35	('fight', 'blacklivesmatter')	5716
36	('see', 'black')	5715
37	('black', 'fight')	5492
38	('spread', 'awareness')	5275
39	('stand', 'blacklivesmatter')	5230
40	('hear', 'black')	5069
41	('blacklivesmatter', 'vidasnegrasimportam')	5017
42	('matter', 'black')	4922
43	('solidarity', 'blacklivesmatter')	4855
44	('sign', 'petitions')	4847
45	('today', 'blacklivesmatter')	4809
46	('brothers', 'sisters')	4806
47	('mourn', 'black')	4712
48	('white', 'privilege')	4562
49	('join', 'us')	4515

Table 3: Word Bigram Ranking for #Blacklivesmatter

	bigram	count
0	('stopasianhate', 'stopaapihate')	9538
1	('asian', 'american')	5519
2	('hate', 'crime')	4858
3	('stopasianhate', 'asiansarehuman')	3429
4	('stopasianhate', 'stopasianhatecrimes')	2768
5	('stopaapihate', 'stopasianhate')	2556
6	('aapi', 'community')	2408
7	('asian', 'community')	2323
8	('asian', 'hate')	1998
9	('asian', 'woman')	1645
10	('violence', 'asian')	1644
11	('pacific', 'islander')	1511
12	('stand', 'together')	1480
13	('community', 'stopasianhate')	1429
14	('anti-asian', 'hate')	1388
15	('stand', 'solidarity')	1378
16	('white', 'supremacy')	1360
17	('racism', 'violence')	1313
18	('racismisnotcomedy', 'stopasianhate')	1275
19	('right', 'respected')	1251
20	('stopaapihate', 'stopasianhatecrimes')	1237
21	('asian', 'stopasianhate')	1206
22	('anti-asian', 'racism')	1189
23	('stopasianhate', 'stopasianhate')	1104
24	('respected', 'stand')	1077
25	('together', 'stopasianhate')	1043
26	('stopasianhatecrimes', 'stopasianhate')	1022
27	('american', 'pacific')	1021
28	('stop', 'racism')	1001
29	('racial', 'discrimination')	961
30	('anti-asian', 'violence')	958
31	('tag', 'pfv')	935
32	('copiem', 'tag')	924
33	('pessoas', 'stopasianracism')	917
34	('american', 'community')	904
35	('join', 'u')	871
36	('bad', 'day')	864
37	('condemn', 'violence')	845
38	('stop', 'asian')	839
39	('stopasianhate', 'racismisnotcomedy')	831
40	('stand', 'racial')	825
41	('blacklivesmatter', 'stopasianhate')	821
42	('solidarity', 'asian')	820
43	('asiansarehuman', 'racismisnotcomedy')	797
44	('discrimination', 'condemn')	768
45	('asian', 'people')	746
46	('hate', 'stopasianhate')	715
47	('stopasianhatecrimes', 'stopaapihate')	711
48	('violence', 'right')	682
49	('spread', 'awareness')	681

Table 4: Word Bigram Ranking for #Stopasianhate

#Blacklivesmatter		#Stopasianhate	
Topic ID (coverage)	Key words	Topic ID (coverage)	Top words
1 (54.3%)	black, people, police, blm, lives, us, racism, today, matter, justice	1(44.6%)	stopasianhate, asian, stopaapihate,hate, aapi, community, racism, stand, anti, violence, covid
2 (5.4%)	racismo, movimiento, quando, negra	2(11.8%)	stopasianhate, people, asian, hate, black, us, asians, stop, racist, please
3(4.9%)	jacob, para, racismo, contra, policia, movimiento	3(9.6%)	stopasianhate, stopaapihate, como, todos, bts, racismo, bts_twt
4(4.1%)	breonna, taylor, racism, martin, michael, france, luther	6(2.4%)	stopasianhate, asian, month, aapi, heritage, community, students, americans, atlanta, support
5(3.7%)	retweet, petition, tag, reply, mourn	8(2%)	stopasianhate, paul, chung, xiaojie, tan, che, daoyou, ashley, park, andre
6 (3.6%)	bidenharris, joe Biden, realdonaldtrump, charged, breonnataylor, georgefloyd, nyc, kamalaharris	9(2%)	stopasianhate, racism, stop, respect, asians, beautiful, francisco, violence, people
7(3.5%)	black, lives, matter, hear, women, trans, skin, brothers, sisters, brown	12(1.8%)	stopasianhate, asian, brothers, sisters, white, stopaapihate, racism, birthday, supremacy
8(3%)	break, chaim, sportify, blackexcellence, papua	13(1.7%)	stopasianhate, please, asiansarehuman, racism, bts_twt, retweet, time, take, violence
10 (2.9%)	blake, repsect, jacobblake, wethenorth,	14(1.6%)	stopasianhate, ateez, asiansarehuman, racism, bts_twt
11(2.6%)	pledge, allyship, oppose, hate, thanks, active, learning, quote, listening, smith	16(1.5%)	stopasianhate, asian, kpixtv, love, hate, chicago, community, stopaapihate, people
12(2.5%)	notoracism, california, memorial, saynotoracism, naomiosaka, tamirrice	17(1.5%)	stopasianhate, lin, fans, respetados(respect), asiansarehuman, yoogi, got
13(2.3%)	portland, portlandprotest, pdxprotests, oregon, pdxproetst, pdx, defendpdx, portlandoregon, portlandstrong, wallofmoms	18(1.4%)	stopasianhate, film, chesaboudin, studies, asian, nba, hate, clubhouse
		19(1.4%)	stopasianhate, stopaapihate, asian, community, match, asiansarehuman, endracism, stand, violence
		20(1.4%)	stopasianhate, asian, racism, violence, missuniverse, asiansarehuman, white, woman, toravines

Table 5: Sentiment Analysis: Calculated Variables