

A FAST ALGORITHM FOR THE INVERSION OF ABEL'S TRANSFORM

ENRICO DE MICHELI

ABSTRACT. We present a new algorithm for the computation of the inverse Abel transform, a problem which emerges in many areas of physics and engineering. We prove that the Legendre coefficients of a given function coincide with the Fourier coefficients of a suitable periodic function associated with its Abel transform. This allows us to compute the Legendre coefficients of the inverse Abel transform in an easy, fast and accurate way by means of a single Fast Fourier Transform. The algorithm is thus appropriate also for the inversion of Abel integrals given in terms of samples representing noisy measurements. Rigorous stability estimates are proved and the accuracy of the algorithm is illustrated also by some numerical experiments.

1. INTRODUCTION

The subject of this paper is the analysis and the numerical solution of the Abel integral equation of the first kind:

$$(1) \quad g(x) = (Af)(x) \doteq \int_0^x \frac{f(y)}{\sqrt{x-y}} dy \quad (0 \leq x \leq 1).$$

In (1), $g(x) \in L^2(0,1)$ represents the known data function, and $f(x) \in L^2(0,1)$ is the unknown function to be computed. We can assume, with no loss of generality, $g(0) = 0$. Therefore, equation (1) defines a linear compact operator $A : L^2(0,1) \rightarrow L^2(0,1)$ [23]. Abel's integral equation plays an important role in many areas of science. Its most extensive use is for the determination of the radial distribution of cylindrically symmetric physical quantities, e.g. the plasma emission coefficients, from line-of-sight integration measurements. In X-ray tomography, the object being analyzed is illuminated by parallel X-ray beams and an Abel equation of type (1) relates the intensity profile of the transmitted rays (the data function g) to the object's radial density profile (the unknown function f) [2, 9]. Abel inversion is widely used in plasma physics to obtain the electronic density from phase-shift maps obtained by laser interferometry [35] or radial emission patterns from observed plasma radiances [21, 32]. Photoion and photoelectron imaging in molecular dynamics [17], evaluation of mass density and velocity laws of stellar winds in astrophysics [13, 30], and atmospheric radio occultation signal analysis [28, 37] are additional fields which frequently require the numerical solution of Abel's equations of type (1).

2010 *Mathematics Subject Classification.* 45E10,44A15,65R32.

Key words and phrases. Abel inversion, Legendre polynomials, Radio occultation, Plasma emission coefficients, Inverse problems, Stability estimates.

The exact solution to (1) traces back to Abel's memoir [1] (see also [12]):

$$(2) \quad f(y) = \frac{1}{\pi} \frac{d}{dy} \int_0^y \frac{g(x)}{\sqrt{y-x}} dx = \frac{1}{\pi} \int_0^y \frac{g'(x)}{\sqrt{y-x}} dx \quad (\text{with } g(0) = 0),$$

and existence results are conveniently given in Ref. [23] for pairs of functions f and g belonging to a variety of functional spaces (e.g., Hölder spaces and Lebesgue spaces).

Actual difficulties arise when the Abel inversion has to be computed from input data which are noisy and finite in number, as when the data represent experimental measurements. In this case Eq. (2) is often of little practical utility since it requires the numerical differentiation which tends to amplify the errors. The Abel inversion is in fact a (mildly) ill-posed problem since the solution does not depend continuously on the data: slight inaccuracies in the input data may lead to a solution very *far* from the true one. Stated in other words, since the operator $A : L^2(0,1) \rightarrow L^2(0,1)$ is compact, its inverse A^{-1} cannot be continuous in the L^2 -norm [23]. It is therefore crucial to set up numerical algorithms which yield a stable solution to problem (1). For these reasons, various numerical methods for the inversion of Abel's operator have been proposed. In Refs. [16, 21, 27] input data are represented through cubic spline and then the inverse Abel transformation is applied to get the solution. Iterative schemes [38] have been proved to be rather stable but are time-consuming. Inversion techniques based on the Fourier-Hankel transform are discussed in Refs. [5, 29]. Numerical methods developed within regularization schemes suitable for problem (1) have also been presented [8, 24]. The representation of input data and solution in various orthonormal basis in Hilbert spaces, coupled with the exact inversion of the Abel integral operator, has been exploited in refs. [17, 22, 31]. The importance of using orthogonal polynomials for the stable solution of problem (1) has been recognized for a long time [33]. The approximation of the unknown solution by Jacobi polynomials [6], Legendre polynomials [6, 7] and Chebyshev polynomials [34, 36] has been proposed for the inversion of the Abel integral operator.

In this paper we present a new procedure for the computation of the inverse Abel transform. In Section 2 we prove that the Legendre coefficients of the solution $f(x)$ to problem (1) coincide with the Fourier coefficients of a suitable function associated with the data $g(x)$. The role of noise is studied in Section 3 where we focus on the regularization of problem (1) within the spectral cut-off scheme and introduce a suitably regularized solution $f_N^{(\varepsilon)}(x)$, ε being a parameter which represents the amount of noise on the data. Rigorous stability estimates for the proposed solution are then proved in the same Section 3, where we give upper bounds on the reconstruction error which depend on the smoothness properties of the solution and on the level of noise ε . The algorithm produced by this analysis results to be extremely simple and fast since the N coefficients of the regularized solution can be computed very efficiently by means of a single Fast Fourier Transform in $\mathcal{O}(N \log N)$ time. This attractive feature makes the algorithm particularly suitable for the Abel inversion of functions represented by samples, e.g., noisy experimental measurements, given on nonequispaced points of the Abel transform domain since the core of the computation can be simply performed by means of a nonuniform fast Fourier transform. Finally, in Section 4 we illustrate some numerical experiments which exemplify the theoretical analysis and give a taste of the stability of

the algorithm for the computation of the inverse Abel transform for solutions with different smoothness properties and various levels of noise on the data.

2. INVERSION OF THE ABEL TRANSFORM BY LEGENDRE EXPANSION

For convenience, let us define the following intervals of the real line: $E \doteq (0, 1)$, $\Omega \doteq (-\pi, \pi)$. Consider the *shifted* Legendre polynomials $\bar{P}_n(x)$, which are defined by:

$$(3) \quad \bar{P}_n(x) = \sqrt{2n+1} P_n(2x-1),$$

where $P_n(x)$ denote the *ordinary* Legendre polynomials, defined by the generating function [20]:

$$(4) \quad \sum_{n=0}^{\infty} P_n(x) t^n = (1 - 2xt + t^2)^{-\frac{1}{2}}.$$

The *shifted* Legendre polynomials $\{\bar{P}_n(x)\}_{n=0}^{\infty}$ form a complete orthonormal basis for $L^2(E)$. The (*shifted*) Legendre expansion of a function $f(x) \in L^2(E)$ reads:

$$(5) \quad f(x) = \sum_{n=0}^{\infty} c_n \bar{P}_n(x) \quad (x \in E),$$

with coefficients $c_n = (f, \bar{P}_n)$ (where (\cdot, \cdot) denotes the scalar product in $L^2(E)$):

$$(6) \quad c_n = \int_0^1 f(x) \bar{P}_n(x) dx \quad (n \geq 0).$$

We can now prove the following theorem which connects the Legendre coefficients of a function $f(y)$ with its Abel transform $g(x)$.

Theorem 1. *Let g denote the Abel transform (1) of the function $f \in L^2(E)$. Then the inverse Abel transform $f = (A^{-1}g)$ can be written as:*

$$(7) \quad f(x) = \sum_{n=0}^{\infty} c_n \bar{P}_n(x) \quad (x \in E),$$

where $c_n = (-1)^n \sqrt{2n+1} \hat{\gamma}_n$ and the coefficients $\{\hat{\gamma}_n\}_{n=0}^{\infty}$ coincide with the Fourier coefficients (with $n \geq 0$) of the 2π -periodic auxiliary function $\eta(t)$ ($t \in \mathbb{R}$), whose restriction to the interval $t \in [-\pi, \pi)$ is given by

$$(8) \quad \eta(t) \doteq \frac{\text{sgn}(t)}{2\pi i} e^{it/2} g\left(\sin^2 \frac{t}{2}\right) \quad (t \in [-\pi, \pi)),$$

where $\text{sgn}(t)$ denotes the sign function, that is, we have:

$$(9) \quad \hat{\gamma}_n \doteq \frac{(-1)^n}{\sqrt{2n+1}} c_n = \int_{-\pi}^{\pi} \eta(t) e^{int} dt \quad (n \geq 0).$$

Proof. From (6), using definition (3), and changing the variable of integration $x \rightarrow (1 - \cos u)/2$ we have:

$$(10) \quad \begin{aligned} c_n &= \sqrt{2n+1} \int_0^1 f(x) P_n(2x-1) dx \\ &= \frac{(-1)^n \sqrt{2n+1}}{2} \int_0^{\pi} f\left(\frac{1-\cos u}{2}\right) P_n(\cos u) \sin u du. \end{aligned}$$

Plugging the Dirichlet-Murphy integral representation of the Legendre polynomials [39, Ch. III, §5.4]:

$$(11) \quad P_n(\cos u) = -\frac{i}{\pi\sqrt{2}} \int_u^{(2\pi-u)} \frac{e^{i(n+\frac{1}{2})t}}{\sqrt{\cos u - \cos t}} dt,$$

into (10), we obtain:

$$(12) \quad \frac{2\sqrt{2}\pi i(-1)^n}{\sqrt{2n+1}} c_n = \int_0^\pi du f\left(\sin^2\left(\frac{u}{2}\right)\right) \sin u \int_u^{(2\pi-u)} \frac{e^{i(n+\frac{1}{2})t}}{\sqrt{\cos u - \cos t}} dt.$$

Interchanging the order of integration in (12) we have:

$$(13) \quad \begin{aligned} \frac{2\sqrt{2}\pi i(-1)^n}{\sqrt{2n+1}} c_n &= \int_0^\pi dt e^{i(n+\frac{1}{2})t} \int_0^t f\left(\sin^2\left(\frac{u}{2}\right)\right) \frac{\sin u}{\sqrt{\cos u - \cos t}} du \\ &\quad + \int_\pi^{2\pi} dt e^{i(n+\frac{1}{2})t} \int_0^{(2\pi-t)} f\left(\sin^2\left(\frac{u}{2}\right)\right) \frac{\sin u}{\sqrt{\cos u - \cos t}} du. \end{aligned}$$

Next, if we make the change of variables: $t \rightarrow t - 2\pi$ and $u \rightarrow -u$, the second integral on the r.h.s. of (13) becomes:

$$(14) \quad e^{i\pi} \int_{-\pi}^0 dt e^{i(n+\frac{1}{2})t} \int_0^t f\left(\sin^2\left(\frac{u}{2}\right)\right) \frac{\sin u}{\sqrt{\cos u - \cos t}} du.$$

Finally, we obtain:

$$(15) \quad \begin{aligned} \frac{2\sqrt{2}\pi i(-1)^n}{\sqrt{2n+1}} c_n &= \int_0^\pi dt e^{i(n+\frac{1}{2})t} \int_0^t f\left(\sin^2\left(\frac{u}{2}\right)\right) \frac{\sin u}{\sqrt{\cos u - \cos t}} du \\ &\quad + e^{i\pi} \int_{-\pi}^0 dt e^{i(n+\frac{1}{2})t} \int_0^t f\left(\sin^2\left(\frac{u}{2}\right)\right) \frac{\sin u}{\sqrt{\cos u - \cos t}} du \\ &= \int_{-\pi}^\pi dt e^{int} \left[\operatorname{sgn}(t) e^{it/2} \int_0^t f\left(\sin^2\left(\frac{u}{2}\right)\right) \frac{\sin u}{\sqrt{\cos u - \cos t}} du \right]. \end{aligned}$$

Let $\hat{\gamma}_n$ denote the auxiliary Legendre coefficients $\hat{\gamma}_n \doteq (-1)^n c_n / \sqrt{2n+1}$; then, from (15) we have:

$$(16) \quad \hat{\gamma}_n = \int_{-\pi}^\pi \eta(t) e^{int} dt \quad (n \geq 0),$$

where $\eta(t)$ is the 2π -periodization on the real line of the function defined on the interval $t \in [-\pi, \pi)$ by:

$$(17) \quad \eta(t) = \frac{\operatorname{sgn}(t)e^{i\frac{t}{2}}}{2\pi i} \int_0^{\sin^2(\frac{t}{2})} \frac{f(y) dy}{\sqrt{\sin^2(\frac{t}{2}) - y}} = \frac{\operatorname{sgn}(t)e^{i\frac{t}{2}}}{2\pi i} g\left(\sin^2\left(\frac{t}{2}\right)\right),$$

$g(\cdot)$ being the Abel transform of $f(\cdot)$ given in (1). □

It is easy to check from (8) that $\eta(t)$ enjoys the following symmetry:

$$(18) \quad \eta(t) = -e^{it}\eta(-t),$$

which, in view of (9), induces the following symmetry on the auxiliary Legendre coefficients $\hat{\gamma}_n$:

$$(19) \quad \hat{\gamma}_n = -\hat{\gamma}_{-n-1} \quad (n \in \mathbb{Z}).$$

3. STABILITY ESTIMATES IN THE PRESENCE OF NOISE AND REGULARIZATION

In actual problems, there is always some inherent noise affecting the data, e.g., measurement error or (at least) roundoff numerical error. Therefore, in practice we have to deal with a noisy realization of the data $g^{(\varepsilon)} = g + \varepsilon \nu$ (assuming an additive model of noise [18]), where ν represents a noise function (specified later) and $\varepsilon > 0$ is a (small) parameter indicating the level of noise. Therefore, instead of expansion (7) we have to handle the following expansion:

$$(20) \quad \sum_{n=0}^{\infty} c_n^{(\varepsilon)} \bar{P}_n(x),$$

where the noisy Legendre coefficients $c_n^{(\varepsilon)}$ are associated with the noisy data function $g^{(\varepsilon)}$ through the auxiliary Fourier coefficients $\hat{\gamma}_n^{(\varepsilon)}$, that is (see (9)):

$$(21) \quad c_n^{(\varepsilon)} = (-1)^n \sqrt{2n+1} \hat{\gamma}_n^{(\varepsilon)} \quad (n \geq 0),$$

with

$$(22) \quad \hat{\gamma}_n^{(\varepsilon)} = \int_{-\pi}^{\pi} \eta^{(\varepsilon)}(t) e^{int} dt \quad (n \geq 0),$$

and

$$(23) \quad \eta^{(\varepsilon)}(t) = \frac{\operatorname{sgn}(t)}{2\pi i} e^{it/2} g^{(\varepsilon)} \left(\sin^2 \frac{t}{2} \right).$$

However, as a manifestation of the ill-posed nature of the inverse Abel transformation [23], expansion (20) does not necessarily converge. Moreover, even if two data functions g_1 and g_2 do belong to the range of A and their *distance* in the data space (here $L^2(E)$) is small, nevertheless the distance between $A^{-1}g_1$ and $A^{-1}g_2$ in the solution space can be arbitrarily large in view of the fact that the inverse of the compact operator A is not bounded. Therefore we are forced to employ methods of regularization. The literature on this topic is very extensive (see, e.g., [14, 19] and the references quoted therein). In this paper we limit ourselves to consider only one of the possible approaches to regularization, precisely, the procedure which consists in truncating suitably expansion (20), that is, stopping the summation at certain finite value of n (see, e.g., [15] for a discussion of this method). Therefore, we consider the approximation to the solution f given by:

$$(24) \quad f_N^{(\varepsilon)}(x) \doteq \sum_{n=0}^N c_n^{(\varepsilon)} \bar{P}_n(x) \quad (x \in E),$$

where $N = N(\varepsilon; f)$ plays the role of regularization parameter. It is clear that the *optimal* truncation index N depends upon the noise level ε and the smoothness of the unknown solution f and, in order to be used in practice, approximation (24) must be accompanied by a suitable *a-posteriori* procedure that computes the optimal value of N from the data.

3.1. Stability estimates. We now consider the problem of the stability of reconstruction (24). Our goal is to estimate how good is approximation (24) in terms of N , ε and smoothness properties of f . The norm of the error between the (unknown)

solution f and the approximant $f_N^{(\varepsilon)}$ can be easily bounded by using the triangular inequality:

$$(25) \quad \|f - f_N^{(\varepsilon)}\|_{L^2(E)} \leq \|f - f_N\|_{L^2(E)} + \|f_N - f_N^{(\varepsilon)}\|_{L^2(E)},$$

where

$$(26) \quad f_N(x) \doteq \sum_{n=0}^N c_n \bar{P}_n(x) \quad (x \in E),$$

represents the approximation to f constructed with noiseless (but unknown) data g (see (7)). The first term on the r.h.s. of (25) represents the *approximation error*, whereas the second term is the *noise-propagation error*.

Let us introduce on the interval E of the real line the following measure μ :

$$(27) \quad d\mu(x) = \frac{dx}{\sqrt{x(1-x)}} \quad (0 < x < 1),$$

where dx is the Lebesgue measure. Let $L_\mu^p(E)$ ($1 \leq p < \infty$) denote the following weighted Lebesgue-space:

$$(28) \quad L_\mu^p(E) \doteq \left\{ f : E \rightarrow \mathbb{R} \text{ measurable} : \|f\|_{L_\mu^p(E)} \doteq \left[\int_0^1 |f(x)|^p d\mu(x) \right]^{\frac{1}{p}} < \infty \right\}.$$

Smoothness of functions will be measured by the maximum order k of (weak) derivatives with finite norm in the interval of interest. Therefore, in accord with (28), we can define for integers $k \geq 0$ the following Sobolev space:

$$(29) \quad H_\mu^k(E) \doteq \{ f \in L_\mu^2(E) : D_x^j f(x) \text{ exists and is in } L_\mu^2(E) \text{ for all } 0 \leq j \leq k \},$$

where, for convenience, we adopt the notation $D_x^j \equiv d^j/dx^j$. This space is equipped with the norm

$$(30) \quad \|f\|_{H_\mu^k(E)} \doteq \sum_{j=0}^k \|D^j f\|_{L_\mu^2(E)}.$$

Regarding the *noise-propagation error* we can prove the following proposition.

Proposition 2. *If the noise on the data is such that:*

$$(31) \quad \|g - g^{(\varepsilon)}\|_{L_\mu^2(E)} \leq \varepsilon \quad (\varepsilon > 0),$$

then

$$(32) \quad \|f_N - f_N^{(\varepsilon)}\|_{L^2(E)} \leq \frac{(N+1)}{\sqrt{\pi}} \varepsilon.$$

Proof. From (24), (26) and the orthonormality of the basis $\{\bar{P}(x)\}_{n=0}^\infty$ we have:

$$(33) \quad \|f_N - f_N^{(\varepsilon)}\|_{L^2(E)}^2 = \sum_{n=0}^N |c_n - c_n^{(\varepsilon)}|^2.$$

From (16), (17), (21) and (23) we obtain:

$$\begin{aligned} |c_n - c_n^{(\varepsilon)}| &= \frac{\sqrt{2n+1}}{2\pi} \left| \int_{-\pi}^{\pi} \left[g\left(\sin^2 \frac{t}{2}\right) - g^{(\varepsilon)}\left(\sin^2 \frac{t}{2}\right) \right] \operatorname{sgn}(t) e^{i(n+\frac{1}{2})t} dt \right| \\ &\leq \frac{\sqrt{2n+1}}{\pi} \int_0^{\pi} \left| g\left(\sin^2 \frac{t}{2}\right) - g^{(\varepsilon)}\left(\sin^2 \frac{t}{2}\right) \right| dt = \frac{\sqrt{2n+1}}{\pi} \int_0^1 \frac{|g(x) - g^{(\varepsilon)}(x)|}{\sqrt{x(1-x)}} dx, \end{aligned}$$

which, by using the Cauchy-Schwarz inequality, yields:

$$(34) \quad |c_n - c_n^{(\varepsilon)}| \leq \sqrt{\frac{2n+1}{\pi}} \|g - g^{(\varepsilon)}\|_{L^2_\mu(E)}.$$

From (31), (33) and (34) we finally have:

$$(35) \quad \|f_N - f_N^{(\varepsilon)}\|_{L^2(E)} \leq \frac{\varepsilon}{\sqrt{\pi}} \left(\sum_{n=0}^N (2n+1) \right)^{\frac{1}{2}} = \frac{(N+1)}{\sqrt{\pi}} \varepsilon.$$

□

Remark 1. By using the Hölder inequality it is easy to show that: $\|g\|_{L^2_\mu(E)} \leq A_p \|g\|_{L^p(E)}$ for all $p > 4$, A_p being a constant depending only on p . In particular, if $\|g - g^{(\varepsilon)}\|_{L^\infty(E)} \leq \varepsilon$, i.e., in the case of uniformly bounded noise, from (33) and (34) it follows: $\|f_N - f_N^{(\varepsilon)}\|_{L^2(E)} \leq (N+1)\varepsilon$.

Concerning the *approximation error* we have:

$$(36) \quad \|f - f_N\|_{L^2(E)}^2 = \left\| \sum_{n=N+1}^{\infty} c_n \bar{P}_n(x) \right\|_{L^2(E)}^2 = \sum_{n=N+1}^{\infty} |c_n|^2 = \sum_{n=N+1}^{\infty} (2n+1) |\hat{\gamma}_n|^2,$$

$\hat{\gamma}_n$ being the Fourier coefficients of the 2π -periodic function $\eta(t)$ ($t \in \mathbb{R}$) (see (9)). It is well-known that the asymptotic behavior, for large n , of the coefficients $\hat{\gamma}_n$ is related to the smoothness of the periodic function $\eta(t)$ which, in turn, here depends on the smoothness of the data function $g(t)$ (see (8)). In this context, it seems therefore natural to associate the *approximation error* (36) with functions defined on the circle S^1 which belong to the Sobolev space

$$(37) \quad H^k(S^1) \doteq \left\{ u \in L^2(S^1) : \|u\|_{H^k(S^1)} \doteq \left[\sum_{n \in \mathbb{Z}} (1+n^2)^k |\hat{u}_n|^2 \right]^{\frac{1}{2}} < \infty \right\} \quad (k \geq 0),$$

where \hat{u}_n ($n \in \mathbb{Z}$) denotes the Fourier coefficients of the function u . In parallel, we can define an equivalent norm in $H^k(S^1)$ in terms of derivatives of u , i.e.:

$$(38) \quad \|u\|'_{H^k(S^1)} \doteq \left(\sum_{j=0}^k \|D^j u\|_{L^2(\Omega)}^2 \right)^{\frac{1}{2}}.$$

The equivalence between the norms $\|u\|_{H^k(S^1)}$ and $\|u\|'_{H^k(S^1)}$ means that there exist two constants, $q_1(k)$ and $q_2(k)$, such that

$$(39) \quad q_1 \|u\|'_{H^k(S^1)} \leq \|u\|_{H^k(S^1)} \leq q_2 \|u\|'_{H^k(S^1)}.$$

In particular, from definitions (37) and (38) we have: $q_2(k) = 2\pi \binom{k}{\lfloor k/2 \rfloor}$. Now, if $\eta(t) \in H^k(S^1)$, then its Fourier coefficients $\hat{\gamma}_n$ satisfy the following bound, which follows immediately from (37): $|\hat{\gamma}_n| \leq \frac{\|\eta\|_{H^k(S^1)}}{(1+n^2)^{k/2}}$. Therefore, from (36) we have:

$$(40) \quad \|f - f_N\|_{L^2(E)}^2 \leq \|\eta\|_{H^k(S^1)}^2 \sum_{n=N+1}^{\infty} \frac{2n+1}{(1+n^2)^k} \leq 3 \|\eta\|_{H^k(S^1)}^2 \sum_{n=N+1}^{\infty} \frac{1}{n^{2k-1}},$$

the latter sum being convergent for $k > 1$. Now, from the estimate for the *tail* of a convergent series by the integral test we have: $\sum_{n=(N+1)}^{\infty} n^{1-2k} \leq \int_N^{\infty} x^{1-2k} dx = [2(k-1)N^{2k-2}]^{-1}$, which finally yields:

$$(41) \quad \|f - f_N\|_{L^2(E)} \leq q_3(k) \frac{\|\eta\|_{H^k(S^1)}}{N^{k-1}} \quad (\eta(t) \in H^k(S^1); k > 1),$$

where $q_3(k) = \sqrt{\frac{3}{2(k-1)}}$. Now, we have to relate the smoothness properties of the 2π -periodic function $\eta(t)$ ($t \in \mathbb{R}$) to those of the data function $g(x)$ ($x \in E$). We begin by proving the following lemma.

Lemma 3. *If $g \in H_{\mu}^k(E)$ and satisfies the following relations:*

$$(42) \quad \lim_{t \rightarrow 0} \left[D_t^j g \left(\sin^2 \frac{t}{2} \right) \right] = 0 \quad (j = 0, 1, \dots, k-1),$$

then:

(i) *the j -th (weak) derivative $D_t^j \eta(t)$ of $\eta(t)$ is the 2π -periodization of the function defined on Ω by:*

$$(43) \quad D_t^j \eta(t) = \frac{\operatorname{sgn}(t)}{2\pi i} D_t^j \left[e^{it/2} g \left(\sin^2 \frac{t}{2} \right) \right] \quad (j = 0, 1, \dots, k; t \in \Omega);$$

(ii) $\eta \in H^k(S^1)$; $\|\eta\|'_{H^k(S^1)} \leq q_4(k) \|g\|_{H_{\mu}^k(E)}$ with $q_4(k) = \sqrt{2(k+1)k!^2}/\pi$.

Proof. Let $h(t) \doteq e^{it/2} g(\sin^2(t/2))/(2\pi i)$ so that $\eta(t) = \operatorname{sgn}(t) h(t)$. From the definition of weak derivative [3], for any test function $\phi \in C_0^{\infty}(\Omega)$ successive integrations by parts give:

$$(44) \quad \begin{aligned} \int_{-\pi}^{\pi} \eta(t) D_t^k \phi(t) dt &= - \int_{-\pi}^0 h(t) D_t^k \phi(t) dt + \int_0^{\pi} h(t) D_t^k \phi(t) dt \\ &= - \sum_{j=0}^{k-1} \left[(-1)^j D_t^j h(t) D_t^{(k-j-1)} \phi(t) \right]_{t=-\pi}^0 + (-1)^{k+1} \int_{-\pi}^0 D_t^k h \phi(t) dt \\ &\quad + \sum_{j=0}^{k-1} \left[(-1)^j D_t^j h(t) D_t^{(k-j-1)} \phi(t) \right]_{t=0}^{\pi} + (-1)^k \int_0^{\pi} D_t^k h(t) \phi(t) dt \\ &= -2 \sum_{j=0}^{k-1} (-1)^j \left[D_t^j h(t) D_t^{(k-j-1)} \phi(t) \right]_{t=0} + (-1)^k \int_{-\pi}^{\pi} [\operatorname{sgn}(t) D_t^k h(t)] \phi(t) dt, \end{aligned}$$

where, for $j = 0, 1, \dots, k-1$, the periodicity of the test functions: $D_t^j \phi(-\pi) = D_t^j \phi(\pi)$ has been used together with the relation: $D_t^j h(-\pi) + D_t^j h(\pi) = 0$, which

follows immediately from the definition of $h(t)$. If $[D_t^j h(t)]_{t=0} = 0$ ($j = 0, 1, \dots, k-1$), then from (44) it follows that

$$(45) \quad \int_{-\pi}^{\pi} \eta(t) D_t^k \phi(t) dt = (-1)^k \int_{-\pi}^{\pi} [\operatorname{sgn}(t) D_t^k h(t)] \phi(t) dt,$$

that is, $[\operatorname{sgn}(t) D_t^k h(t)]$ is the k -th weak derivative of $\eta(t)$. It is finally easy to see that the conditions $[D_t^j h(t)]_{t=0} = 0$ ($j = 0, 1, \dots, k-1$) are satisfied if conditions (42) hold true. Point (i) is thus proved.

For what regards the point (ii), our goal now is to find an upper bound for $\|\eta\|'_{H^k(S^1)}$ (see (38)) in terms of the Sobolev norm of g . Using (43), the product rule for the derivatives, and the Minkowski inequality, we have:

$$(46) \quad \begin{aligned} \|D^k \eta\|_{L^2(\Omega)} &= \left[\int_{-\pi}^{\pi} |D_t^k \eta(t)|^2 dt \right]^{\frac{1}{2}} = \left[\int_{-\pi}^{\pi} |\operatorname{sgn}(t) D_t^k h(t)|^2 dt \right]^{\frac{1}{2}} \\ &= \frac{1}{2\pi} \left[\int_{-\pi}^{\pi} \left| e^{it/2} \sum_{j=0}^k \binom{k}{j} \left(\frac{i}{2}\right)^{(k-j)} D_t^j g(\sin^2 \frac{t}{2}) \right|^2 dt \right]^{\frac{1}{2}} \\ &\leq \sum_{j=0}^k d_{k,j} \left[\int_{-\pi}^{\pi} |D_t^j g(\sin^2 \frac{t}{2})|^2 dt \right]^{\frac{1}{2}}, \end{aligned}$$

with $d_{k,j} = 2^{(j-k-1)} \binom{k}{j} / \pi$. Let $x(t) = \sin^2(t/2)$; then: $2D_t = \sin t D_x$. Now, the Faà di Bruno formula for the derivatives of the composition $g(x(t))$ reads:

$$(47) \quad D_t^j g(x(t)) = \sum_{\ell=0}^j D_x^\ell g(x(t)) \cdot B_{j,\ell} \left(D_t x(t), D_t^2 x(t), \dots, D_t^{(j-\ell+1)} x(t) \right),$$

where $B_{j,\ell}(y_1, y_2, \dots, y_{j-\ell+1})$ are the (partial) Bell polynomials [11]:

$$(48) \quad B_{j,\ell}(y_1, y_2, \dots, y_{j-\ell+1}) = \sum \frac{j!}{\ell_1! \ell_2! \dots \ell_j!} \prod_{i=1}^j \left(\frac{y_i}{i!} \right)^{\ell_i},$$

the summation being over all partitions of j into ℓ non-negative parts, i.e., over all non-negative integer solutions $\ell_1, \ell_2, \dots, \ell_j$ of the two equations

$$(49) \quad \ell_1 + 2\ell_2 + \dots + j\ell_j = j, \quad \ell_1 + \ell_2 + \dots + \ell_k = \ell.$$

Note that: $B_{0,0} = 1$, $B_{0,\ell} = 0$ for $\ell \geq 1$. Now, from (47) we have:

$$\begin{aligned}
(50) \quad & \left[\int_{-\pi}^{\pi} \left| D_t^j g \left(\sin^2 \frac{t}{2} \right) \right|^2 dt \right]^{\frac{1}{2}} \\
&= \left[\int_{-\pi}^{\pi} \left| \sum_{\ell=0}^j D_x^\ell g(x(t)) \cdot B_{j,\ell} \left(D_t x(t), D_t^2 x(t), \dots, D_t^{(j-\ell+1)} x(t) \right) \right|^2 dt \right]^{\frac{1}{2}} \\
&= \left[2 \int_0^1 \left| \sum_{\ell=0}^j D_x^\ell g(x) \cdot \left[B_{j,\ell} \left(D_t x(t), D_t^2 x(t), \dots, D_t^{(j-\ell+1)} x(t) \right) \right]_{t=t_*} \right|^2 d\mu(x) \right]^{\frac{1}{2}} \\
&\leq \sum_{\ell=0}^j \left[2 \int_0^1 |D_x^\ell g(x)|^2 \cdot \left| B_{j,\ell} \left(D_t x(t), D_t^2 x(t), \dots, D_t^{(j-\ell+1)} x(t) \right) \right|_{t=t_*}^2 d\mu(x) \right]^{\frac{1}{2}},
\end{aligned}$$

where $t_*(x) = \cos^{-1}(1-2x)$. Since $|D_t^n x(t)|_{t=t_*(x)} = \frac{1}{2} |\cos(t + n\frac{\pi}{2})|_{t=t_*(x)} \leq \frac{1}{2}$ for $x \in [0, 1]$ and $n = 1, 2, \dots$, we have for $x \in [0, 1]$, $j = 0, 1, \dots$, and $0 \leq \ell \leq j$:

$$\begin{aligned}
(51) \quad & \left| B_{j,\ell} \left(D_t x(t), D_t^2 x(t), \dots, D_t^{(j-\ell+1)} x(t) \right) \right|_{t=t_*(x)} \leq B_{j,\ell} \left(\frac{1}{2}, \frac{1}{2}, \dots, \frac{1}{2} \right) \\
&\leq \frac{1}{2^\ell} \sum \frac{j!}{\ell_1! \ell_2! \dots \ell_j!} = \frac{j!}{2^\ell \ell!} \binom{j-1}{\ell-1},
\end{aligned}$$

where we used $\sum \frac{\ell!}{\ell_1! \ell_2! \dots \ell_j!} = \binom{j-1}{\ell-1}$ under conditions (49). From (50) and (51) we thus obtain:

$$\left[\int_{-\pi}^{\pi} \left| D_t^j g \left(\sin^2 \frac{t}{2} \right) \right|^2 dt \right]^{\frac{1}{2}} \leq \sum_{\ell=0}^j b_{j,\ell} \left[\int_0^1 |D_x^\ell g(x)|^2 d\mu(x) \right]^{\frac{1}{2}} = \sum_{\ell=0}^j b_{j,\ell} \|D^\ell g\|_{L_\mu^2(E)},$$

where $b_{j,\ell} = \frac{j!}{2^{(\ell-1/2)} \ell!} \binom{j-1}{\ell-1}$. The latter inequality and Eq. (46) then give:

$$\begin{aligned}
(52) \quad & \|D^k \eta\|_{L^2(\Omega)} \leq \sum_{j=0}^k \sum_{\ell=0}^j d_{k,j} b_{j,\ell} \|D^\ell g\|_{L_\mu^2(E)} = \sum_{\ell=0}^k \left(\sum_{j=\ell}^k d_{k,j} b_{j,\ell} \right) \|D^\ell g\|_{L_\mu^2(E)} \\
&\leq q_k \sum_{\ell=0}^k \|D^\ell g\|_{L_\mu^2(E)} = q_k \|g\|_{H_\mu^k(E)},
\end{aligned}$$

where $q_k = \sqrt{2}k!^2/\pi$. Finally, from (38) and (52) we obtain:

$$(53) \quad \|\eta\|'_{H^k(S^1)} \doteq \left(\sum_{j=0}^k \|D^j \eta\|_{L^2(\Omega)}^2 \right)^{\frac{1}{2}} \leq q_k \left(\sum_{j=0}^k \|g\|_{H_\mu^j(E)}^2 \right)^{\frac{1}{2}} \leq q_4(k) \|g\|_{H_\mu^k(E)},$$

where $q_4(k) = \sqrt{k+1} q_k$, and the last inequality following from the embedding relation among the Sobolev spaces $H_\mu^j(E)$ for $j = 0, \dots, k$ [3]. \square

We can now state quantitatively that the smoother the inverse Abel transform $f(x)$ is, the faster its approximation $f_N(x)$ converges to $f(x)$.

Proposition 4. *If $g \in H_\mu^k(E)$ ($k > 1$) and conditions (42) are satisfied, then the approximation error can be bounded as follows:*

$$(54) \quad \|f - f_N\|_{L^2(E)} \leq q_5(k) \frac{\|g\|_{H_\mu^k(E)}}{N^{k-1}} \quad (k > 1),$$

with $q_5(k) = q_2(k)q_3(k)q_4(k)$.

Proof. Bound (54) follows plugging (53) into (39) and then the result into (41). \square

Finally, we can prove in the next theorem how the truncation index N should depend on ε and on the smoothness of the solution f in order to have guaranteed a reconstruction error of the order of the noise level.

Theorem 5. *Assume the noise on the data g is such that: $\|g - g^{(\varepsilon)}\|_{L_\mu^2(E)} \leq \varepsilon$, $\varepsilon > 0$, and let $g \in H_\mu^k(E)$. If the truncation index is $N = c\varepsilon^{-1/k}$ ($c = \text{constant}$) then we have for $k > 1$:*

$$(55) \quad \left\| f - f_N^{(\varepsilon)} \right\|_{L^2(E)} = O\left(\varepsilon^{(k-1)/k}\right) \quad (k > 1).$$

Proof. Bound (55) follows from (25) and bounds (32) and (54) given in Propositions 2 and 4, respectively. \square

4. NUMERICAL ANALYSIS: ALGORITHM AND EXAMPLES

Formula (24) provides us with a one parameter set of regularized solutions $\{f_N^{(\varepsilon)}(x)\}_{N \geq 0}$, the integer N playing the role of regularization parameter, from which we have to select a solution which can be considered in some sense an optimal solution to problem (1). The indication given by Theorem 5 on the optimal value of the parameter N is important from the theoretical point of view but it is of little practical utility since it requires the *a-priori* knowledge of both noise level and smoothness properties of the solution. Although it is often reasonable to have estimates of the amount of noise corrupting the data, instead it is usually impossible to check if *a-priori* smoothness assumptions on the solution are actually satisfied. It is therefore appropriate to adopt *a-posteriori* strategies, which can determine a suitable regularization parameter N from the data, without making any assumption on the smoothness of the solution. In this context Morozov's Discrepancy Principle seems to be an appropriate method. Accordingly, the parameter N is chosen in such a way that

$$(56) \quad \left\| A f_N^{(\varepsilon)} - g^{(\varepsilon)} \right\|_{L^2(E)} = \tau \varepsilon \quad (\tau > 1),$$

which amounts to requiring that *given data* and *reproduced data* coincide within the noise (for a proof guaranteeing the existence of a solution to (56), see [26]).

The algorithm for computing the solution to problem (1) which emerges from this analysis is very simple and can be summarized in the following three steps:

1. From the data $g^{(\varepsilon)}$ compute the Fourier coefficients $\gamma_n^{(\varepsilon)}$ of the function $\eta^{(\varepsilon)}(t)$ (see (22) and (23)), and then calculate the coefficients $c_n^{(\varepsilon)}$ by formula (21).
2. According to criterion (56), fix $\tau > 1$ and choose the truncation index N such that

$$\left\| A f_N^{(\varepsilon)} - g^{(\varepsilon)} \right\|_{L^2(E)} \leq \tau \varepsilon < \left\| A f_{N+1}^{(\varepsilon)} - g^{(\varepsilon)} \right\|_{L^2(E)}.$$

3. Compute the solution $f_N^{(\varepsilon)}(x)$ by formula (24).

The first step is rapid since it can take full advantage of the computational efficiency of the Fast Fourier Transform both in terms of speed of computation and of accuracy [10]. The first N Fourier coefficients $\gamma_n^{(\varepsilon)}$ can be computed by a single FFT from the samples of $\eta^{(\varepsilon)}(t)$ at N distinct points of the interval $[-\pi, \pi]$ in $\mathcal{O}(N \log N)$ time. Even the third step can be implemented efficiently by using fast algorithms for the evaluation of Legendre expansions (see, e.g., the $\mathcal{O}(N \log N)$ algorithm proposed in [4]). The criterion in Step 2 guarantees high accuracy at the expense of computing time performance. More efficient tests (though, in general, less accurate) which are based on *a-priori* decision criteria, can alternately be implemented (see, e.g., [14, 15]).

4.1. Numerical examples. The above algorithm for the computation of the inverse Abel transform has been implemented in double precision arithmetic using the standard routines of the open source GNU Scientific Library for the computation of the Fast Fourier Transform and of the Legendre polynomials. The performances of the algorithm have been evaluated on numerous test functions, some of them (or slight variants of them) have been considered also by other authors in the literature (see, e.g., the numerical experiments in Refs. [6, 7, 16, 27, 33, 34]).

Figure 1 summarizes the results of recovering the smooth function $f_1(t)$ from its Abel transform $g_1(x)$, where [6, 7]:

$$(57a) \quad f_1(x) = 5x^2 - 4x,$$

$$(57b) \quad g_1(x) = (Af_1)(x) = \frac{16}{3}(x^{5/2} - x^{3/2}).$$

In panel (b) we see the excellent reconstruction of $f_1(x)$ (filled dots) obtained for the noise level $\varepsilon = 0.0$, which amounts to saying that the input data samples $\{g_1(x_j)\}_{j=1}^{N_s}$ were affected by only roundoff error (see the figure legend for numerical details). Note that the input samples $g_1(x_j)$ (shown in Fig. 1(a)) are not equispaced since the actual function to be Fourier transformed, and therefore to be sampled on a regular grid, is the function $\eta(t)$ on $t \in [-\pi, \pi]$ (see (8)), which is proportional to $g(\sin^2(\frac{t}{2}))$. If the actual data are not available on the prescribed grid on the interval $[-\pi, \pi]$, then fast routines computing the Fourier transform at nonequispaced points can be conveniently used (see, e.g., [25]).

Panels (c) and (d) show the analysis in the case of noisy input data (see Fig. 1(c)). Noisy data samples have been obtained by adding to the noiseless data $\{g_1(x_j)\}$ random numbers normally distributed with variance ε^2 . In this example we had $\varepsilon = 4.0 \cdot 10^{-2}$, which corresponds to a signal-to-noise ratio of the input data (defined as the ratio of the noiseless data power to the noise power) equal to $\text{SNR} = 23.1$ dB. In spite of the rather low SNR, the accurate reconstruction shown in Fig. 1(d) exhibits the good stability of the inversion algorithm. As expected from the theoretical analysis where, in order to estimate the propagation error, we have been forced to introduce weighted Lebesgue (and Sobolev) spaces with measure $d\mu$ (see (27)), larger errors appear close to the boundary points, i.e., for $x \sim 0$ and $x \sim 1$, nonetheless remaining rather limited. This behavior is confirmed and made more clear in Fig. 2(a), where the pointwise error $|f^{(\varepsilon)}(x) - f_N^{(\varepsilon)}(x)|$ is plotted against $x \in [0, 1]$ for three levels of noise. Figure 2(b) exhibits the (exponentially) rapid descent of the root mean square error committed in computing the Abel

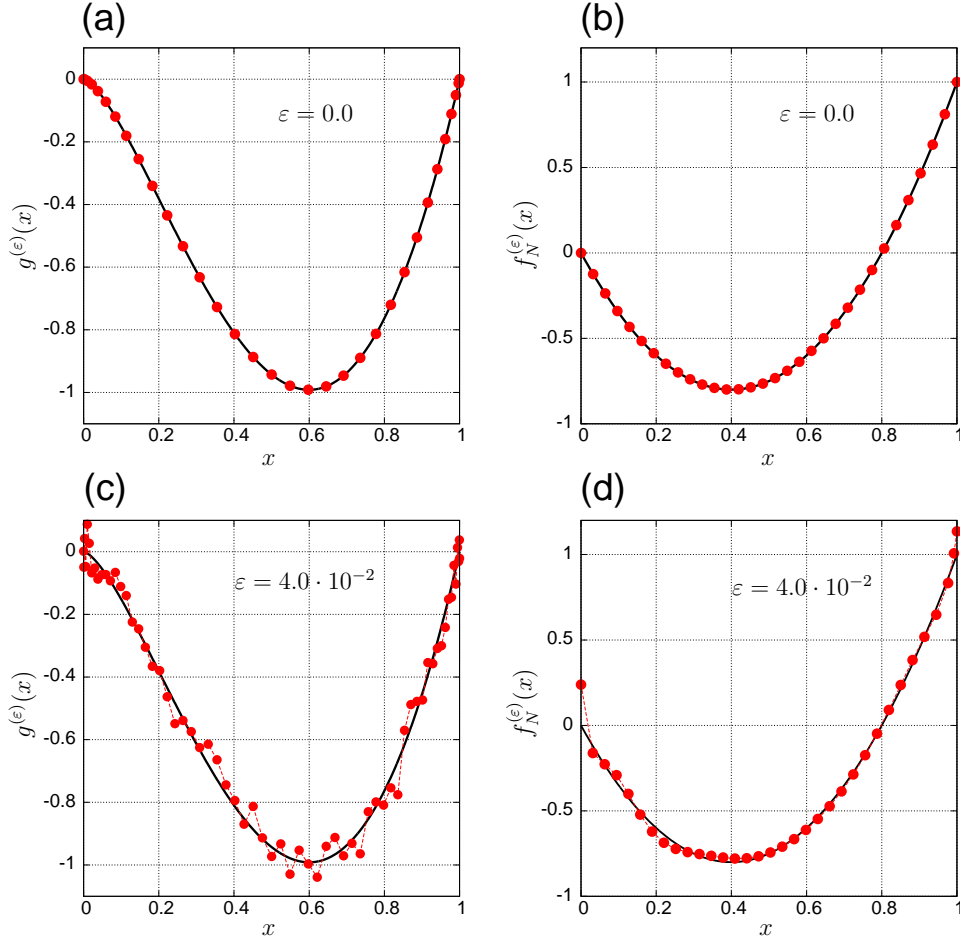


FIGURE 1 Analysis of the function $f_1(x)$ (see (57a)). (a): Abel transform $g_1(x)$ (solid line; see Eq. (57b)). The filled dots represent the input data samples $g_1(\sin^2(x_j/2))$ (see (8) and (23)), $\{x_j\}_{j=1}^{N_s}$ being N_s points of a uniform grid on the interval $[0, 1]$; $N_s = 64$; $\varepsilon = 0.0$, i.e., the input data samples are affected only by roundoff error. (b): Inverse Abel transform $f_1(x)$ (solid line) of the function $g_1(x)$. The dots represent samples of the approximation $f_N^{(\varepsilon)}(x)$ (see (24)) computed from the input data shown in (a) with $N = 13$, which corresponds to the minimum discrepancy (56) (see next Fig. 2(c)). (c): Noisy input data $g_1^{(\varepsilon)}(\sin^2(x_j/2))$. The noise level is: $\varepsilon = 4.0 \cdot 10^{-2}$; the corresponding signal-to-noise ratio of the input data is $\text{SNR} = 23.1$ dB. (d) Inverse Abel transform $f_N^{(\varepsilon)}(x)$ computed from the data shown in (c) by Eq. (24) with $N = 13$.

inversion as the SNR of the input data increases (or, equivalently, as ε decreases), showing the stability of the algorithm against the noise, argued earlier from the analysis of Fig. 1. It is however worth recalling that in this example $f_1(x)$ is an analytic functions and, therefore, its Legendre expansion is expected to converge

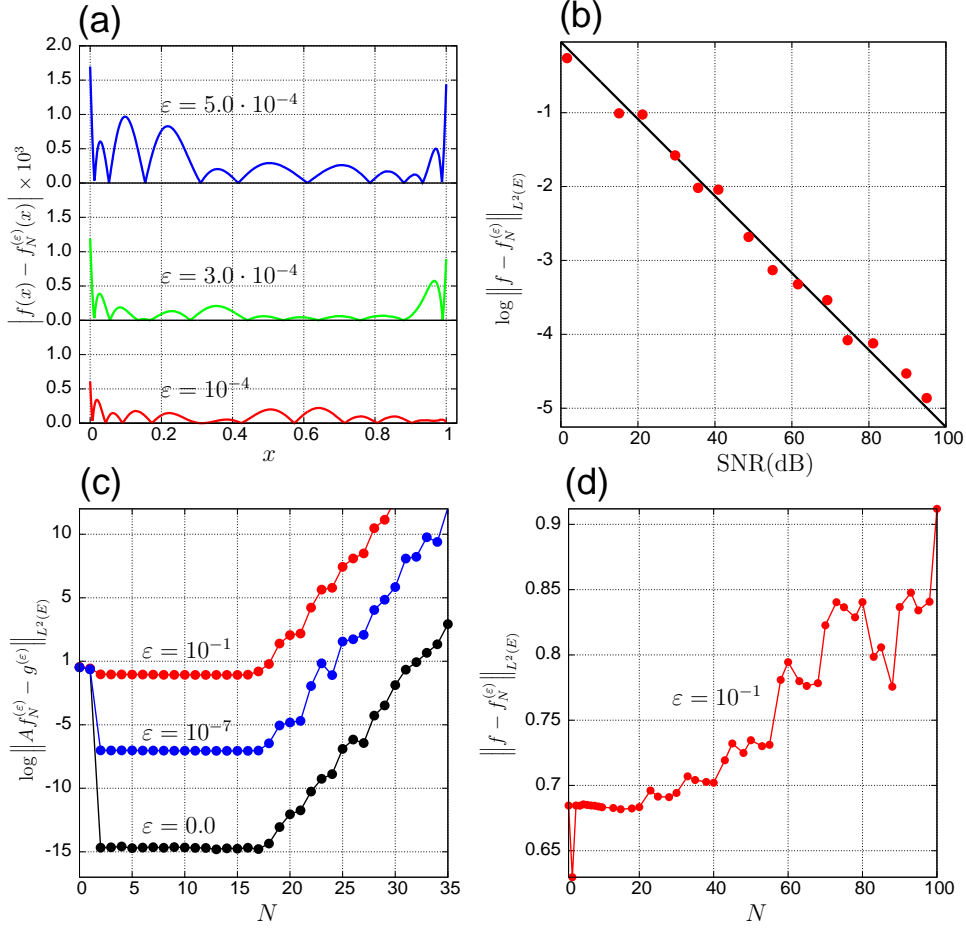


FIGURE 2 Function $f_1(x)$ (see (57a)): Error analysis. (a) Pointwise error $|f(x) - f_N^{(\varepsilon)}(x)|$ vs. x (in logarithmic scale) computed for three levels of noise ε on the data $g_1^{(\varepsilon)}(x)$: $\varepsilon_1 = 10^{-4}$ (SNR = 75 dB), $\varepsilon_2 = 3.0 \cdot 10^{-4}$ (SNR = 65 dB), $\varepsilon_3 = 5.0 \cdot 10^{-4}$ (SNR = 60 dB). The corresponding (minimum discrepancy) truncation indexes were: $N_1 = 15$, $N_2 = 14$, $N_3 = 14$. (b) Root mean square error $\|f - f_N^{(\varepsilon)}\|_{L^2(E)}$ (in logarithmic scale) against SNR. The approximating solid line represents: $\exp(ax + b)$ with $a = -0.12$, $b = -0.1$. (c) Examples of discrepancy $\|Af_N^{(\varepsilon)} - g^{(\varepsilon)}\|_{L^2(E)}$ against N for various levels of noise: $\varepsilon = 0.0$, $\varepsilon = 10^{-7}$, $\varepsilon = 10^{-1}$. (d) Root mean square error $\|f - f_N^{(\varepsilon)}\|_{L^2(E)}$ against N with $\varepsilon = 10^{-1}$ (SNR = 15.2 dB). In this case the approximants $f_N^{(\varepsilon)}(x)$ have been computed by using $N_s = 128$ input data samples.

spectrally fast. This contributes indeed to the very high stability manifested in this case.

Panels (c) and (d) of Fig. 2 give an example of the discrepancy analysis which aims at selecting the *optimal* truncation index N . The discrepancy function (shown in Fig. 2(c) for three levels of noise) exhibits a *plateau* ranging nearly from $N \gtrsim 3$

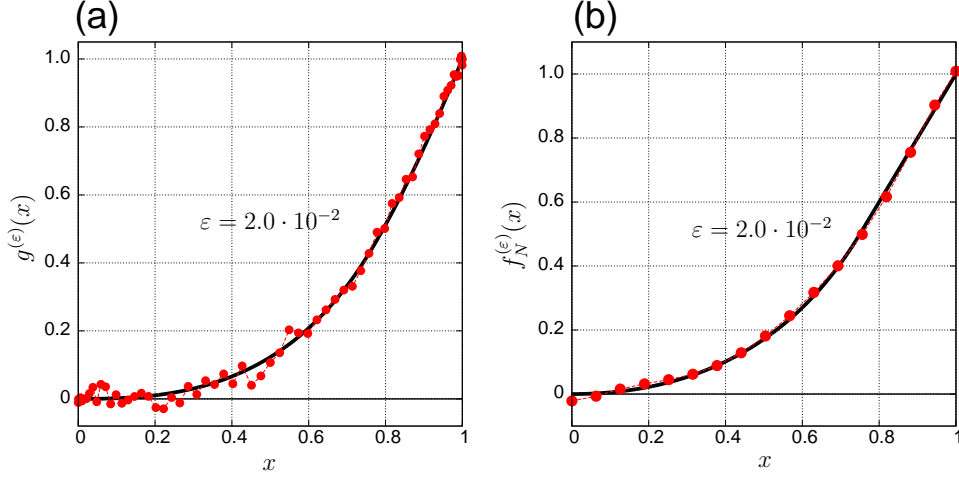


FIGURE 3 Analysis of the function $f_2(x)$ (see (58a)). (a): Abel transform $g_2(x)$ (solid line; see (58b)). The filled dots represent the noisy input data samples $g_2^{(\varepsilon)}(\sin^2(x_j/2))$ (see (23)); $N_s = 64$; $\varepsilon = 2.0 \cdot 10^{-2}$; SNR = 27.5 dB. (b): Inverse Abel transform $f_2(x)$ (solid line) of the function $g_2(x)$. The filled dots represent samples of the approximation $f_N^{(\varepsilon)}(x)$ (see (24)) computed from the input data shown in (a) with truncation index $N = 15$, which corresponds to the minimum discrepancy (56).

through $N \lesssim 17$ before starting diverging very rapidly for $N > 17$. For values of N belonging to this *plateau*, the Abel inversion algorithm is expected to yield a *nearly-optimal* reconstruction of the function $f_1(x)$. This is indeed the case, as shown in Fig. 2(d) where the L^2 -reconstruction-error on the function $f_1(x)$ is plotted against N . Parallel to what shown in panel (c), the L^2 -error remains small for $N \lesssim 20$ before starting to increase for larger values of N .

Figure 3 shows the analysis of the Abel-pair of functions [16, 27]:

(58a)

$$f_2(x) = 2I_{[0, \frac{2}{3}]}(x)(2 - 2\sqrt{1-x} - x) + I_{[\frac{2}{3}, 1]}(x)(2x - 1),$$

(58b)

$$g_2(x) = \begin{cases} \frac{4}{3}(3-2x)\sqrt{x} - 4(1-x)\log\frac{1+\sqrt{x}}{\sqrt{1-x}} & \text{if } x \in [0, \frac{2}{3}), \\ \frac{4}{3}(3-2x)\sqrt{x} - \frac{9-8x}{3}\sqrt{4x-3} - 4(1-x)\log\frac{2+2\sqrt{x}}{1+\sqrt{4x-3}} & \text{if } x \in [\frac{2}{3}, 1], \end{cases}$$

where $I_{[a,b]}(x)$ denotes the indicator function of the interval $[a, b]$. Figure 3(b) shows the excellent recovery of the inverse Abel transform $f_2(x)$, computed from the noisy data displayed in Fig. 3(a) (SNR = 27.5 dB), even in the present case where the function to be recovered is not analytic.

In the last example we consider the inverse Abel integral problem (1) with discontinuous solution. The test Abel-pair is [7]:

(59a)

$$f_3(t) = 1 - I_{[0, \frac{1}{3}]}(t) + (1-t)I_{[\frac{1}{3}, \frac{1}{2}]}(t) + (t-1)I_{[\frac{1}{2}, \frac{7}{10}]}(t) + \frac{1}{2}I_{[\frac{7}{10}, 1]}(t)$$

(59b)

$$g_3(x) = \begin{cases} 0 & \text{if } x \in [0, \frac{1}{3}), \\ \frac{2}{3}(x-0.2)^{\frac{3}{2}} - (2x-4)(x-0.2)^{\frac{1}{2}} \equiv g_3^{(a)}(x) & \text{if } x \in [\frac{1}{3}, \frac{1}{2}), \\ g_3^{(a)}(x) - \frac{4}{3}(x-0.5)^{\frac{3}{2}} + (4x-4)(x-0.5)^{\frac{1}{2}} \equiv g_3^{(b)}(x) & \text{if } x \in [\frac{1}{2}, \frac{7}{10}), \\ g_3^{(b)}(x) + \frac{2}{3}(x-0.7)^{\frac{3}{2}} - (2x-3)(x-0.7)^{\frac{1}{2}} & \text{if } x \in [\frac{7}{10}, 1]. \end{cases}$$

and the results are shown in Fig. 4.

Panels (a) and (b) refer to the case $\varepsilon = 0.0$, whereas panel (c) and (d) exhibit the analysis in the case of input data highly contaminated by Gaussian white noise (SNR = 22.0 dB). Figure 4(b) shows clearly that the convergence is only in the sense of the L^2 -norm, with the appearance of the Gibbs phenomenon in the neighborhood of the discontinuities. The convergence in regions *far* from the jumps is nonetheless very good. A similar behavior is displayed by Fig. 4(d) where the inverse Abel transform $f_N^{(\varepsilon)}(x)$ is plotted with $N = 15$ (open circles) and $N = 128$ (filled circles). For small values of N the quality of reconstruction is comparable with the noiseless case of panel (b), whereas it deteriorates significantly for $N = 128$ in view of the propagation of the high level of noise affecting the input data (see Fig. 4(c)).

5. CONCLUSIONS

We have presented a new procedure for the computation of the inverse Abel transform. The solution is given in terms of a Legendre sum, whose coefficients are the Fourier coefficients of a suitable function associated with the data. The resulting algorithm is thus extremely simple and fast since the coefficients of the solution can be computed efficiently by means of a single FFT. This makes the algorithm particularly appropriate for the Abel inversion of experimental data given on (even nonequispaced) points of the Abel transform domain since the core of the computation, that is, the calculation of the Legendre coefficients $c_n^{(\varepsilon)}$, can be simply performed by means of a nonuniform FFT. The convergence of the solution has been proved and rigorous stability estimates have been given in Propositions 2 and 4 and in Theorem 5 in terms of level of noise affecting the input data and of smoothness of the sought solution. Finally, we have presented some numerical experiments which support the theoretical analysis, showing the stability of the algorithm for the reconstruction of inverse Abel transform functions with different smoothness and various amounts of noise on the data.

ACKNOWLEDGEMENT

This research has been partially funded by C.N.R. - Italy, Project MD.P01.004.001.

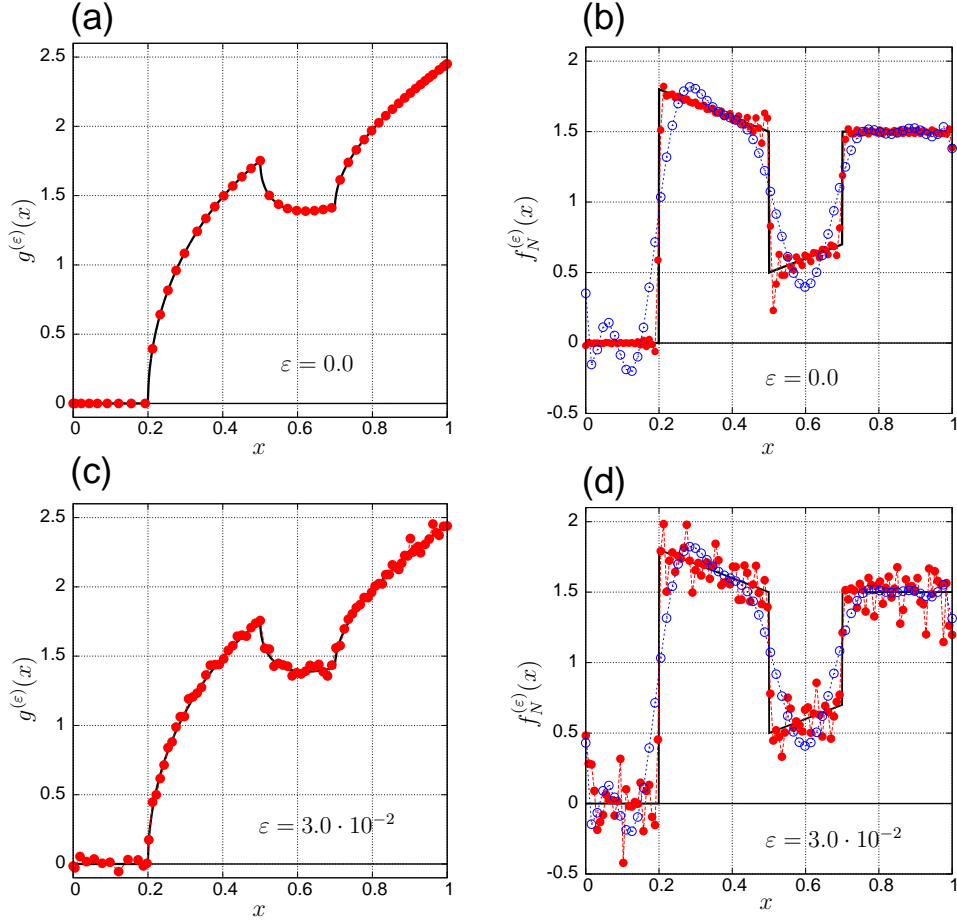


FIGURE 4 Analysis of the function $f_3(x)$ (see (59a)). (a): Abel transform $g_3(x)$ (solid line; see (59b)). The filled dots represent the input data samples $g_3^{(\epsilon)}(\sin^2(x_j/2))$ (see (23)); The number of input samples is $N_s = 256$; $\epsilon = 0.0$, i.e., the input data samples are affected only by roundoff error. (b): Inverse Abel transform $f_3(x)$ (solid line) of the function $g_3(x)$. The open circles represent samples of the approximation $f_N^{(\epsilon)}(x)$ (see (24)) computed from the input data shown in (a) with $N = 15$. The filled circles are samples of $f_N^{(\epsilon)}(x)$ with $N = 128$. (c): Noisy input data $g_3^{(\epsilon)}(\sin^2(x_j/2))$; $\epsilon = 3.0 \cdot 10^{-2}$ (SNR = 22.0 dB). (d) Inverse Abel transform $f_N^{(\epsilon)}(x)$ computed from the data shown in (c) by Eq. (24). Open circles: $N = 15$; filled circles: $N = 128$.

REFERENCES

- [1] N.H. Abel, Auflösung einer mechanischen Aufgabe, J. Reine Angew. Math. 1 (1826) 153-157. English translation: Solution of a mechanical problem, in: D.E. Smith (Ed.), A Source Book in Mathematics, Dover, New York, 1959, pp. 656-662.
- [2] M.A. Abramson, T.J. Asaki, J.E. Dennis Jr., K.R. O'Reilly, R.L. Pingel, Quantitative object reconstruction using Abel transform X-ray tomography and mixed variable optimization, SIAM J. Imaging Sci. 1 (2008) 322-342.

- [3] R.A. Adams, Sobolev Spaces, Academic Press, New York, 1975.
- [4] B.K. Alpert, V. Rokhlin, A fast algorithm for the evaluation of Legendre expansions, *SIAM J. Sci. and Stat. Comput.* 12 (1991) 158-179.
- [5] R. Alvarez, A. Rodero, M.C. Quintero, An Abel inversion method for radially resolved measurements in the axial injection torch, *Spectrochim. Acta B* 57 (2002) 1665-1680.
- [6] A. Ammari, A. Karoui, Stable inversion of the Abel integral equation of the first kind by means of orthogonal polynomials, *Inverse Probl.* 26 (2010) 105005.
- [7] A. Ammari, A. Karoui, A Jacobi-Legendre polynomial-based method for the stable solution of a deconvolution problem of the Abel integral equation type, *Inverse Probl.* 28 (2012) 055011.
- [8] T.J. Asaki, P.R. Campbell, R. Chartrand, C.E. Powell, K.R. Vixie, B.E. Wohlberg, Abel inversion using total variation regularization: applications, *Inverse Probl. Sci. Eng.* 14 (2006) 873-885.
- [9] T.J. Asaki, Quantitative Abel tomography robust to noisy, corrupted and missing data, *Optim. Eng.* 11 (2010) 381-393.
- [10] D. Calvetti, A stochastic roundoff error analysis for the fast Fourier transform, *Math. Comput.* 56 (194) (1991) 755-774.
- [11] L. Comtet, *Advanced Combinatorics, the Art of Finite and Infinite Expansions*, D. Reidel, Dordrecht, 1974.
- [12] R. Courant, D. Hilbert, *Methods of Mathematical Physics, Vol. 1*, Wiley, New York, 1989.
- [13] I.J.D. Craig, The inversion of Abel's integral equation in astrophysical problems, *Astron. Astrophys.* 79 (1979) 121-127.
- [14] E. De Micheli, G.A. Viano, Probabilistic regularization in inverse optical imaging, *J. Opt. Soc. Amer. A* 17 (2000) 1942-1951.
- [15] E. De Micheli, G.A. Viano, Fredholm integral equations of the first kind and topological information theory, *Integr. Equ. Oper. Theory* 73 (2012) 553-571.
- [16] M. Deutsch, I. Beniaminy, Derivative-free inversion of Abel's integral equation, *Appl. Phys. Lett.* 41 (1982) 27-28.
- [17] V. Dribinski, A. Ossadtchi, V.A. Mandelshtam, H. Reisler, Reconstruction of Abel-transformable images: The Gaussian basis-set expansion Abel transform method, *Rev. Sci. Instrum.* 73 (2002) 2634-2642.
- [18] P.P.B. Eggermont, V.N. La Riccia, M.Z. Nashed, On weakly bounded noise in ill-posed problems, *Inverse Probl.* 25 (2009) 115018.
- [19] H.W. Engl, M. Hanke, N. Neubauer, *Regularization of Inverse Problems*, Kluwer, Dordrecht, 1996.
- [20] A. Erdélyi, W. Magnus, F. Oberhettinger, F.G. Tricomi, *Higher Transcendental Functions, Vol. II*, McGraw-Hill, New York, 1953.
- [21] H. Fulge, A. Knapp, C. Eichhorn, R. Wernitz, S. Löhle, S. Fasoulas, G. Herdrich, Improved Abel inversion method for analysis of spectral and photo-optical data of magnetic influenced plasma flows, 42nd AIAA Plasmadynamics and Lasers Conference, Paper #3456, Honolulu, US, 2011.
- [22] J. Garza, P. Hall, F.H. Ruymgaart, A new method of solving noisy Abel-type equations, *J. Math. Anal. Appl.* 257 (2001) 403-419.
- [23] R. Gorenflo, S. Vessella, *Abel Integral Equations: Analysis and Applications*, Lect. Notes Math., 1461, Springer, Berlin, 1991.
- [24] R. Gorenflo, M. Yamamoto, Operator-theoretic treatment of linear Abel integral equations of first kind, *Jpn. J. Ind. Appl. Math.* 16 (1999) 137-161.
- [25] L. Greengard, J-Y Lee, Accelerating the nonuniform fast Fourier transform, *SIAM Rev.* 46 (2004) 443-454.
- [26] C.W. Groetsch, *The Theory of Tikhonov Regularization for Fredholm Equations of the First Kind*, Pitman, Boston, 1984.
- [27] S. Gueron, M. Deutsch, A fast Abel inversion algorithm, *J. Appl. Phys.* 75 (1994) 4313-4318.
- [28] S.B. Healy, J. Haase, O. Lesne, Abel transform inversion of radio occultation measurements made with a receiver inside the Earth's atmosphere, *Ann. Geophys.* 20 (2002) 1253-1256.
- [29] M. Kalal, K. Nugent, Abel inversion using fast Fourier transforms, *Appl. Optics* 27 (1988) 1956-1959.
- [30] O. Knill, R. Dgani, M. Vogel, A new approach to Abel's integral operator and its application to stellar winds, *Astron. Astrophys.* 274 (1993) 1002-1008.

- [31] X. Li, L. Huang, Y. Huang, A new Abel inversion by means of the integrals of an input function with noise, *J. Phys. A: Math. Theor.* 40 (2007) 347-360.
- [32] S. Merk, A. Demidov, D. Shelby, I.B. Gornushkin, U. Panne, B.W. Smith, N. Omenetto, Diagnostic of laser-induced plasma using Abel inversion and radiation modeling, *Appl. Spectrosc.* 67 (2013) 851-859.
- [33] G.N. Minerbo, M.E. Levy, Inversion of Abel's integral equation by means of orthogonal polynomials, *SIAM J. Numer. Anal.* 6 (1969) 598-616.
- [34] R.K. Pandey, S. Suman, K.K. Singh, O.P. Singh, An approximate method for Abel inversion using Chebyshev polynomials, *Appl. Math. Comput.* 237 (2014) 120-132.
- [35] H.K. Park, A new asymmetric Abel-inversion method for plasma interferometry in tokamaks, *Plasma Phys. Contr. F.* 31 (1989) 2035-2046.
- [36] H. Sugiura, T. Hasegawa, Quadrature rule for Abel's equations: uniformly approximating fractional derivatives, *J. Comput. Appl. Math.* 223 (2009) 459-468.
- [37] F.S. Thomson, G.L. Tyler, Radon and Abel transform equivalence in atmospheric radio occultation, *Radio Sci.* 42 (2007) RS3024.
- [38] P.A. Vicharelli, W.P. Lapatovich, Iterative method for computing the inverse Abel transform, *Appl. Phys. Lett.* 50 (1987) 557-559.
- [39] N.I. Vilenkin, *Special Functions and the Theory of Group Representations*, *Translations Mathematical Monographs* 22, American Mathematical Society, Providence, 1968.

IBF - CONSIGLIO NAZIONALE DELLE RICERCHE, VIA DE MARINI, 6 - 16149 GENOVA, ITALY
Email address: enrico.demicheli@cnr.it