

Diffusion coefficient and power spectrum of active particles with a microscopically reversible mechanism of self-propelling

Artem Ryabov^{1,2,3, a)} and Mykola Tasinkevych^{4,2,3, b)}

¹⁾ Charles University, Faculty of Mathematics and Physics, Department of Macromolecular Physics, V Holešovičkách 2, 180 00 Praha 8, Czech Republic

²⁾ Departamento de Física, Faculdade de Ciências, Universidade de Lisboa, 1749-016 Lisboa, Portugal

³⁾ Centro de Física Teórica e Computacional, Faculdade de Ciências, Universidade de Lisboa, 1749-016 Lisboa, Portugal

⁴⁾ SOFT Group, School of Science and Technology, Nottingham Trent University, Clifton Lane, Nottingham NG11 8NS, UK

(Dated: 18 July 2022)

Catalytically active macromolecules are envisioned as key building blocks in development of artificial nanomotors. However, theory and experiments report conflicting findings regarding their dynamics. The lack of consensus is mostly caused by a limited understanding of specifics of self-propulsion mechanisms at the nanoscale. Here, we study a generic model of a self-propelled nanoparticle that does not rely on a particular mechanism. Instead, its main assumption is the fundamental symmetry of microscopic dynamics of chemical reactions: the principle of microscopic reversibility. Significant consequences of this assumption arise if we subject the particle to an action of an external time-periodic force. The particle diffusion coefficient is then enhanced compared to the unbiased dynamics. The enhancement can be controlled by the force amplitude and frequency. We also derive the power spectrum of particle trajectories. Among new effects stemming from the microscopic reversibility are the enhancement of the spectrum at all frequencies and sigmoid-shaped transitions and a peak at characteristic frequencies of rotational diffusion and external forcing. The microscopic reversibility is a generic property of a broad class of chemical reactions, therefore we expect that the presented results will motivate new experimental studies aimed at testing of our predictions. This could provide new insights into dynamics of catalytic macromolecules.

I. INTRODUCTION

Active microparticles capable of self-propelled motion are at the forefront of current research in physics, chemistry, and biology.^{1–5} The vivid interest in their properties is driven by potential applications, e.g., in microscopic robotics,^{5–7} for targeted transport of drugs^{8–10} and microcargoes,¹¹ for cleaning polluted habitats,^{12–14} and working as sensors in biological environments¹⁵ to name a few. Inspired by molecular motors, there is an ongoing miniaturisation efforts to develop nanosized artificial machines capable to operate, e.g., in the intracellular environment.¹⁶

However, tracking individual physical processes that can induce the self-propulsion of nanoparticles is a rather challenging task. Instead, several experimental works have focused on average transport characteristics like particle's diffusion constant.^{17–23} Conclusions regarding the nature and existence of self-propulsion are then inferred indirectly based on values of such ensemble-averaged characteristics and confronting them with results for basic theoretical models.²⁴ Conversely, theoretical works often conjecture a specific mechanisms of self-propelling and discuss the behaviour of the diffusion constant.^{25–28} The resulting link between experimental data and theoretical models

is thus indirect only. As a consequence, there are often conflicting views^{26,29–34} on the nature of active motion at these tiny scales and even on whether the catalytic activity of macromolecules can lead to their active self-propelled dynamics.^{31–33}

Despite a number of theoretical and experimental studies of dynamics of active macromolecules,³⁵ the effects of a fundamental premise of nonequilibrium statistical mechanics – the principle of microscopic reversibility³⁶ (MR) remains largely unexplored in this domain. In our recent work,³⁷ we have analyzed a generic model of the active motion at the nanoscale. The developed model did not rely on a specific self-propulsion mechanisms, but assumed that both the chemical reactions powering the self-propulsion and the translational Brownian motion of the particle comply with the MR principle. We predicted an increased diffusivity and mobility of active nanoparticles compared to a passive particle and to models where MR is not included. As a result of assuming MR, the both parameters become dependent on an amplitude of constant external force applied on the nanoparticle.

Here, we extend the model of Ref. 37 by incorporating a time-dependent external force of magnitude $F(t)$ acting upon the active nanoparticle. Motivated by spectroscopic measurements, we assume the force being a superposition of a constant and harmonically oscillating forces, i.e.,

$$F(t) = F_{\text{dc}} + F_{\text{ac}} \cos(\Omega t + \alpha). \quad (1)$$

Our main objective is to describe new qualitative effects stemming from MR in this model.

^{a)} artem.ryabov@mff.cuni.cz

^{b)} mykola.tasinkevych@ntu.ac.uk

First, we will show how parameters of the external force (1), i.e., F_{dc} , F_{ac} and Ω , can modify the particle's diffusion coefficient. Second, we will derive the power spectrum of the particle stochastic trajectories. The spectrum can be measured in single-particle tracking experiments. It contains a more detailed information on the underlying dynamic mechanisms than the diffusion coefficient alone.

All discussed quantities will be compared with corresponding ones for the analogous reference model, where MR is neglected. Experimental tests of our predictions can decide on the relevance of the MR principle for the self-propulsion at the nanoscale. This in turn, can exclude from consideration (or confirm) a broad range of mechanisms obeying the assumed symmetry, narrowing down possibilities for theoretical modeling. Such tests can also guide an experimental development toward a resolution of existing controversies.

In the following Section II, we introduce our model of a nanoparticle with microscopically reversible propulsion (Sec. II A), discuss its coarse-grained continuous-space dynamics and estimate all model parameters in accord with relevant experimental data (Sec. II B). In addition, we solve the Langevin equations for the time-periodic driving force (Sec. II C), introduce reference models (Sec. II D), and compare our approach with previous theoretical works (Sec. II E). In Sec. III, the derivation of two-time correlation functions is explained. These are then used to derive and discuss the particle's diffusion coefficient (Sec. IV) and the power spectrum (Sec. V).

II. MICROSCOPICALLY REVERSIBLE ACTIVE PROPULSION

A. Microscopic model

Consider a particle driven by active propulsion and undergoing rotational and translational overdamped Brownian motion. Dynamics of the center of mass position \mathbf{r} of such a particle is governed by the Langevin equation³⁷

$$\frac{d\mathbf{r}}{dt} = u_a(t)\mathbf{n}(t) + \mu\mathbf{F}(t) + \sqrt{2D}\boldsymbol{\xi}(t). \quad (2)$$

Last two terms on the right-hand side of (2) represent overdamped Brownian motion in the external force field \mathbf{F} , μ is the mobility, $D = \mu k_B T$ the diffusion coefficient, where k_B is the Boltzmann constant, and T the temperature of ambient environment. Components of zero-mean Gaussian white noise vector $\boldsymbol{\xi}(t) = (\xi_x(t), \xi_y(t))$ satisfy $\langle \xi_i(t_1)\xi_j(t_2) \rangle = \delta_{ij}\delta(t_1 - t_2)$.

In Eq. (2), $u_a(t)\mathbf{n}(t)$ denotes the active propulsion velocity with magnitude $u_a(t)$ and direction $\mathbf{n}(t)$ being a unit vector

$$\mathbf{n}(t) = (\cos \phi(t), \sin \phi(t)), \quad (3)$$

which we also call as the orientation of the particle. Over time, the orientation undergoes rotational diffusion³⁸ characterized by the diffusion constant D_r , meaning the angle

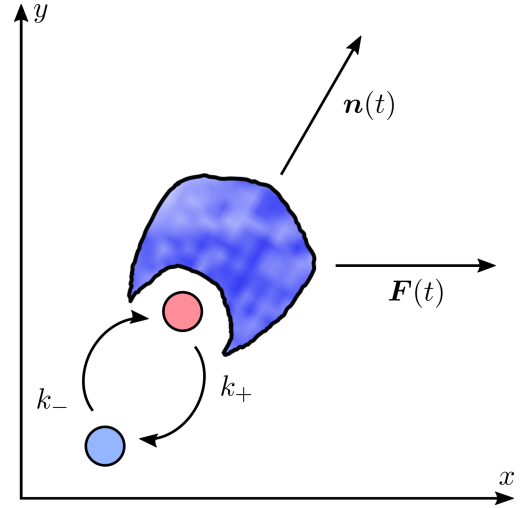


FIG. 1. Schematics of a chemically active nanoparticle (large blue blob), whose dynamics is governed by the Langevin equation (2). A forward chemical reaction, represented as conversion of the small red circle to the light-blue one, occurs with reaction rate k_+ and shifts the particle along its instantaneous orientation $\mathbf{n}(t)$ by δr . There can exist a reversed reaction happening with rate k_- and associated with the shift $(-\delta r)$. Time-reversibility of microscopic dynamics imposes the detailed balance condition (5) upon the ratio k_+/k_- . In practice, reaction free energies are typically much higher than $k_B T$ ($\Delta G_r \gtrsim 5k_B T$), hence $k_+ \gg k_-$ and backward steps cannot be observed. Furthermore, the particle orientation $\mathbf{n}(t)$ undergoes rotational diffusion and there is external force $\mathbf{F}(t)$ dragging the particle along x direction (horizontal arrow). If such dynamics is observed on coarse-grained macroscopic scales, the force affects magnitude $u_a(t)$ of the active particle velocity according to Eq. (6). This coupling of chemical and mechanical processes originates from the detailed balance (5). It implies remarkable behavior of the diffusion coefficient, Eq. (32) and Fig. 2, and spectral power density, Eq. (38), Figs. 3 and 4.

$\phi(t)$ itself performs a Brownian motion

$$\phi(t) = \phi(0) + \sqrt{2D_r} \int_0^t \xi_r(t') dt', \quad (4)$$

driven by the delta-correlated zero-mean Gaussian white noise $\xi_r(t)$. The noises $\xi_r(t)$ and $\boldsymbol{\xi}(t)$ are statistically independent.

It can be rather challenging to precisely control the particle orientation in experiments with nanoswimmers. Therefore, in this work, the initial value $\phi(0)$ in (4) is assumed to be a random variable homogeneously distributed within the interval $[0, 2\pi)$, yielding random initial orientation of the particle.

In the microscopic model, the magnitude $u_a(t)$ represents stochastic jumps of the particle driven by chemical reactions,³⁷ see Fig. 1. We assume that a forward chemical reaction and the corresponding jump from \mathbf{r} to $[\mathbf{r} + \mathbf{n}(t)\delta r]$ occur with rate k_+ . The microscopic reversibility^{36,39–41} then ensures that there exists also a backward reaction

accompanied by the jump from $[\mathbf{r} + \mathbf{n}(t)\delta r]$ to \mathbf{r} and its rate k_- is related to k_+ by the local detailed balance condition⁴²

$$\frac{k_+}{k_-} = \exp\left(\frac{\Delta G_r - \delta W}{k_B T}\right), \quad (5)$$

where ΔG_r stands for the reaction free energy and δW for the work done on the particle by all external (mechanical, electromagnetic) forces acting on the particle during its jump $\mathbf{r} \rightarrow [\mathbf{r} + \mathbf{n}(t)\delta r]$.

The condition (5) follows from reversibility with respect to time-reversal of a more detailed microscopic dynamics (classical Hamiltonian or quantum) upon which our effective stochastic time-evolution (2) is constructed via elimination of fast degrees of freedom.⁴³

B. Thermodynamically consistent propulsion at macroscale: Estimating parameters of the model

Miscellaneous single-particle tracking methods,^{20,44,45} pulsed field gradient nuclear magnetic resonance (NMR),^{30,31,46,47} neutron scattering,⁴⁸ and other experimental techniques capable to measure diffusivity of nanoparticles have a common feature: They typically probe the particle dynamics on length scales much larger than δr and time-intervals between measurements are longer than duration of individual reactions.

When observed on such macroscopic time and length scales, the magnitude of active velocity can be approximated by³⁷

$$u_a(t) \approx u + \mu_c F_n(t) + \sqrt{2D_c} \xi_n(t), \quad (6)$$

with

$$F_n(t) = \mathbf{n}(t) \cdot \mathbf{F}(t), \quad (7)$$

being the projection of external force $\mathbf{F}(t)$ onto the particle orientation $\mathbf{n}(t)$. During the coarse-graining procedure, the projection (7) arises from the work $\delta W \approx F_n(t)\delta r$ present in Eq. (5). The constant term u in (6), on the other hand, is proportional to the reaction free energy per elementary displacement: $(u/\mu_c)\delta r = \Delta G_r$, where the mobility μ_c is related to D_c by the fluctuation-dissipation theorem $\mu_c k_B T = D_c$ and can be estimated based on the reaction rate constants k_{\pm} measured in absence of the external force [$\mathbf{F}(t)=0$]

$$D_c \approx \frac{(\delta r)^2}{2} (k_+ + k_-). \quad (8)$$

This “diffusion constant” sets magnitude of fluctuations in number of chemical reactions powering the particle active dynamics. At the macroscale, these fluctuations are represented by zero-mean Gaussian white noise $\xi_n(t)$ in (6).

A complete description of derivation of Eq. (6) from the microscopic model with reaction rates k_{\pm} obeying

the detailed balance condition (5) can be found in our previous work in Ref. 37.

Relation (8), $\mu_c k_B T = D_c$, $\mu k_B T = D$, and Stokes’ law $\mu = 1/6\pi\eta R_H$ with η being the dynamic viscosity of ambient environment and R_H the hydrodynamic radius of nanoparticle, allow us to estimate magnitudes of all the model parameters, which we will use for illustrating our results in Figs. 2, 3, and partly in Fig. 4. For this purpose, we adopt numerical values inspired by ones reported for catalytically active urease.^{20–22} We take $k_+ \approx 10^5 \text{ s}^{-1}$, $D_r \approx 10^5 \text{ s}^{-1}$, $\delta r \approx 5 \text{ nm}$, $R_H \approx 20 \text{ nm}$. Furthermore, we neglect k_- , set $T \approx 300 \text{ K}$ for the room temperature, and $\eta \approx 8.53 \times 10^{-4} \text{ Ns/m}^2$ for the dynamic viscosity of water at this temperature. As for u , surprisingly, its impact on the results turns out to be insignificant even for relatively large velocities like $u = 1 \text{ }\mu\text{m/s}$.

C. Harmonic driving force

In general, the total external driving force $\mathbf{F}(t)$ in Eq. (7) can represent any mechanical, electromagnetic, van der Waals, and other forces exerted on the active particle during its dynamics. Here, we assume the \mathbf{r} -independent force $\mathbf{F}(t) = (F(t), 0)$ acting along the x coordinate axis with harmonically oscillating amplitude given in Eq. (1), where Ω is the angular frequency of oscillations, F_{dc} and F_{ac} are positive constants, and α is the initial phase. To eliminate transient effects caused by a particular value of α , we shall average all following results over $\alpha \in [0, 2\pi)$.⁴⁹

We are interested in this particular form of $\mathbf{F}(t)$ with an outlook on experimental verification of our predictions, since a qualitatively similar external driving appears in many spectroscopic methods.

For such driving, the projection $F_n(t)$ defined in Eq. (7) reads $F_n(t) = F(t) \cos \phi(t)$. It is multiplied by $\mu_c \cos \phi(t)$ [$\mu_c \sin \phi(t)$] in the Langevin equation for $x(t)$ [$y(t)$]. After integrating the Langevin equations subjected to initial conditions $x(0) = y(0) = 0$, we get

$$x(t) = \int_0^t \left\{ [\mu + \mu_c \cos^2 \phi(t')] F(t') + u \cos \phi(t') + \sqrt{2D} \xi_x(t') + \cos \phi(t') \sqrt{2D_c} \xi_n(t') \right\} dt', \quad (9)$$

$$y(t) = \int_0^t \left[\mu_c F(t') \cos \phi(t') \sin \phi(t') + u \sin \phi(t') + \sqrt{2D} \xi_y(t') + \sin \phi(t') \sqrt{2D_c} \xi_n(t') \right] dt'. \quad (10)$$

These integral expressions constitute the starting point for all following derivations.

D. Reference cases

Assuming the detailed balance condition (5) has two consequences for the coarse-grained model: (i) the active velocity $u_a(t)$ in (6) depends on the external force and (ii) the noise strength D_c satisfies the fluctuation-dissipation theorem $D_c = \mu_c k_B T$. Setting heuristically

$$u_a(t) = u = \text{const} \quad (11)$$

would eliminate the force-dependence and the noise. Also, this would obliterate the connection between the coarse-grained model with $u_a(t) = u$ and the microscopic model of a chemical self-propulsion obeying the principle of microscopic reversibility.³⁷

Since setting $u_a(t) = u$ for a nanoswimmer is not consistent with the microscopic local detailed balance condition (5), we shall refer to a model with $u_a(t) = u$ as to the one where MR of the active propulsion mechanism is neglected.

Formally, neglecting MR of the active propulsion can be realized by setting $\mu_c = D_c/k_B T = 0$ in Eq. (6). The model, whose dynamics obeys the Langevin equation (2) with the constant active velocity (11) is known in the literature simply as the active Brownian particle (ABP) model.^{50–65} ABP model describes well the dynamics of micron-sized Janus colloids powered by a large number of chemical reactions per second. Due to this large scale, the active motion of micron-sized particles is nearly deterministic and all effects of MR of the chemical reactions can be neglected. The present model with the fluctuating active velocity (6) is designed to be applicable also to nano-sized active particles powered by a relatively small number of reactions. The fluctuation of number of these reactions over time gives rise to the noise term in (6).

The limit of the phenomenological ABP model ($\mu_c \rightarrow 0$) shall serve as a reference case in all discussions of our results. Accordingly, any term occurring in the resulting formulas that would explicitly depend on μ_c or D_c , can be regarded as stemming from MR of the chemical reactions.

Moreover, we will normalize all plotted results by corresponding quantities calculated for $u = 0$ and $\mu_c = D_c/k_B T = 0$, i.e., by the results for the passive two-dimensional overdamped Brownian motion (BM).

E. Preliminary work and related models with MR

In Ref. 37, we have analyzed the microscopic model of Sec. II A for the case of a constant (time-independent) external force. In that simpler situation, we could derive exact analytical expressions for first two moments of the particle position. The expressions are valid for the fully microscopic dynamics and all t . We have then explained in detail the derivation of the macroscopic limit for active velocity presented in the current Sec. II B and found the corresponding moments in this limit. Comparing the results, it turned out that the long-time behavior is qualitatively similar for both levels of description.

In the current, technically more demanding, time-dependent case, having in mind this equivalency revealed in the previous study,³⁷ we analyze the macroscopic model only. Another advantage of focusing on the macroscopic limit is that it allows to access a more advanced quantity compared to that discussed in the previous microscopic analysis – the full power spectrum of an ensemble of stochastic trajectories.

Let us now sum up some other situations, where certain aspects of MR of the active propulsion were used. In fact, stochastic models of active particles with MR have emerged relatively recently.^{66,67} Assuming MR, included into Markovian models by means of the local detailed-balance condition,^{68,69} is crucial for defining the entropy production of individual stochastic trajectories⁶⁶ within the formalism of stochastic thermodynamics.⁶⁷ Following works focused on particle's phoretic velocity,⁷⁰ motility-induced phase separations,⁷¹ and performance of active heat engines.^{72,73}

Another remarkable class of theoretical studies relying on MR focuses on linearized dynamics of both chemical concentrations and mechanical degrees of freedom.^{74–80} MR is then enforced via coupling time-evolutions of the two types of variables by a symmetric matrix of Onsager coefficients, similarly to the formalism of classical linear irreversible thermodynamics.⁸¹ In contrast to these works, in our case, there is no explicit modeling of time-evolution of chemical degrees of freedom. They are treated by means of so called chemiostats, i.e., thermodynamic reservoirs of chemical free energy.

III. TWO-TIME CORRELATION FUNCTIONS

In this section, we derive two-time correlation functions, which form mathematical foundations for the physical discussion of diffusion coefficients (Sec. IV) and the power spectra (Sec. V).

To proceed with the calculations, we first must evaluate various averages over the particle orientation as given by the angle $\phi(t)$, which performs a Brownian motion, see Eqs. (3) and (4). In particular, mean values of $\sin \phi(t)$ and $\cos \phi(t)$ are zero,

$$\langle \sin \phi(t) \rangle = \langle \cos \phi(t) \rangle = 0, \quad (12)$$

for all $t \geq 0$ meaning there is no preferable orientation of the particle, i.e., $\langle \mathbf{n}(t) \rangle = \mathbf{0}$.

Furthermore, we have

$$\begin{aligned} \langle \cos \phi(t_1) \cos \phi(t_2) \rangle &= \langle \sin \phi(t_1) \sin \phi(t_2) \rangle \\ &= \frac{1}{2} e^{-D_r |t_1 - t_2|}, \end{aligned} \quad (13)$$

$$\langle \cos^2 \phi(t_1) \cos^2 \phi(t_2) \rangle = \frac{1}{4} + \frac{1}{8} e^{-4D_r |t_1 - t_2|}, \quad (14)$$

$$\langle \sin \phi(t_1) \cos \phi(t_1) \sin \phi(t_2) \cos \phi(t_2) \rangle = \frac{1}{8} e^{-4D_r |t_1 - t_2|}, \quad (15)$$

and

$$\langle \sin \phi(t_1) \cos \phi(t_2) \rangle = 0, \quad (16)$$

$$\langle \cos^2 \phi(t_1) \cos \phi(t_2) \rangle = \langle \sin^2 \phi(t_1) \cos \phi(t_2) \rangle = 0, \quad (17)$$

$$\langle \sin \phi(t_1) \cos \phi(t_1) \cos \phi(t_2) \rangle = 0, \quad (18)$$

$$\langle \sin \phi(t_1) \cos \phi(t_1) \cos^2 \phi(t_2) \rangle = 0. \quad (19)$$

These identities may be derived by rewriting the goniometric functions in terms of complex exponentials and taking mean values of resulting expressions with respect to the Gaussian distribution of process $\phi(t)$.

We shall also use the following average over the initial phase of the external force

$$\int_0^{2\pi} \cos(\Omega t_1 + \alpha) \cos(\Omega t_2 + \alpha) \frac{d\alpha}{2\pi} = \frac{1}{2} \cos[\Omega(t_1 - t_2)], \quad (20)$$

and the fact that the mean value of $\cos(\Omega t + \alpha)$ when $\alpha \in [0, 2\pi)$ is zero.

Averaging Eqs. (9) and (10) over all noises and α , specifically using Eqs. (12), (13), and (16), we arrive at expressions

$$\langle x(t) \rangle = \left(\mu + \frac{\mu_c}{2} \right) F_{dc} t, \quad (21)$$

$$\langle y(t) \rangle = 0, \quad (22)$$

giving mean values of particle coordinates at time t . Thus, the mean position $\langle \mathbf{r}(t) \rangle = (\langle x(t) \rangle, \langle y(t) \rangle)$ drifts along the direction of $\mathbf{F}(t)$ with the enhanced mobility $(\mu + \mu_c/2)$ as compared to both the passive Brownian particle and ABP case where $\mu_c = 0$.

To examine diffusive dynamics in the presence of such mean drift, it is instructive to focus on the displacement of the particle measured relative to its mean position,

$$\Delta \mathbf{r}(t) = \mathbf{r}(t) - \langle \mathbf{r}(t) \rangle, \quad (23)$$

with individual coordinates being $\Delta x(t) = x(t) - \langle x(t) \rangle$ and $\Delta y(t) = y(t) - \langle y(t) \rangle = y(t)$.

In experiments, one most often measures quantities that can be derived from two-time correlation functions

$$C_{xx}(t_1, t_2) = \langle \Delta x(t_1) \Delta x(t_2) \rangle, \quad (24a)$$

$$C_{xy}(t_1, t_2) = \langle \Delta x(t_1) \Delta y(t_2) \rangle, \quad (24b)$$

$$C_{yx}(t_1, t_2) = \langle \Delta y(t_1) \Delta x(t_2) \rangle, \quad (24c)$$

$$C_{yy}(t_1, t_2) = \langle \Delta y(t_1) \Delta y(t_2) \rangle. \quad (24d)$$

Starting with the calculation of $C_{xx}(t_1, t_2)$, we subtract $\langle x(t) \rangle$ given in (21) from $x(t)$ in Eq. (9) and average the product $\Delta x(t_1) \Delta x(t_2)$ over all noises and the initial phase α using Eqs. (13), (14), (16), (17), and (20). This yields

$$\begin{aligned} C_{xx}(t_1, t_2) &= (2D + D_c) \min(t_1, t_2) \\ &+ \int_0^{t_1} \int_0^{t_2} \left\{ \frac{u^2}{2} e^{-D_r|t'_1 - t'_2|} + \left(\mu + \frac{\mu_c}{2} \right)^2 \frac{F_{ac}^2}{2} \cos[\Omega(t'_1 - t'_2)] \right. \\ &\left. + \frac{\mu_c^2}{8} \left[F_{dc}^2 + \frac{F_{ac}^2}{2} \cos[\Omega(t'_1 - t'_2)] \right] e^{-4D_r|t'_1 - t'_2|} \right\} dt'_2 dt'_1. \end{aligned} \quad (25)$$

Here, terms on the first line result from δ -correlated noises ξ_x and ξ_n in (9), the both terms on the second line would be present also in ABP model (with $\mu_c = 0$), and, the second term also in the harmonically driven passive Brownian motion ($u = 0$, $\mu_c = 0$). All the terms on the third line are intrinsic to the present microscopically reversible model and would occur neither in ABP nor in BM models.

Calculation of the two-time correlation function $C_{yy}(t_1, t_2)$ proceeds along similar lines. The result reads

$$\begin{aligned} C_{yy}(t_1, t_2) &= C_{xx}(t_1, t_2) \\ &- \int_0^{t_1} \int_0^{t_2} \left(\mu + \frac{\mu_c}{2} \right)^2 \frac{F_{ac}^2}{2} \cos[\Omega(t'_1 - t'_2)] dt'_2 dt'_1. \end{aligned} \quad (26)$$

That is, C_{yy} differs from C_{xx} merely by the second term on the second line of Eq. (25).

For the sake of further analysis, we have solved all integrals in Eqs. (25) and (26). The resulting (somewhat extensive) expressions are presented in Appendix, see Eqs. (A.1) and (A.2).

Finally, after averaging the products $\Delta x(t_1) \Delta y(t_2)$ and $\Delta y(t_1) \Delta x(t_2)$, for the cross-correlations, we get

$$C_{xy}(t_1, t_2) = C_{yx}(t_1, t_2) = 0. \quad (27)$$

IV. DIFFUSION COEFFICIENTS

Sum of results (25) and (26) for C_{xx} and C_{yy} evaluated at $t_1 = t_2 = t$ gives us the mean squared displacement (MSD) of the particle

$$\langle [\Delta \mathbf{r}(t)]^2 \rangle = C_{xx}(t, t) + C_{yy}(t, t). \quad (28)$$

When studied in experiments, MSD can provide a valuable insight into the type of microscopic propulsion mechanism used by the nanoparticle. Its exact analytical expression contains a superposition of linear, bounded oscillating and exponentially decaying terms that follow from Eqs. (A.1) and (A.2) at $t_1 = t_2 = t$. Let us inspect two experimentally relevant regimes where this result considerably simplifies.

Rotational diffusion is the fastest diffusive process in our model. It happens on the characteristic time scale $\sim 1/D_r$. If the time-resolution in an experiment is high enough to capture the rotational diffusion, then, at short times, one would observe the linear growth of MSD superimposed with the ballistic term,

$$\langle [\Delta \mathbf{r}(t)]^2 \rangle \approx 4 \left(D + \frac{D_c}{2} \right) t + \left[u^2 + \frac{\mu_c^2}{4} \left(F_{dc}^2 + \frac{F_{ac}^2}{2} \right) \right] t^2, \quad (29)$$

for $t \ll 1/D_r$.

Equation (29) gives MSD of very short persistent trajectories. While moving along such a trajectory, the particle essentially does not rotate. Therefore, the diffusive growth of MSD described by the linear term in (29) is caused

just by the translational Brownian motion (D) and fluctuations in the active propulsion velocity $u_a(t)$ ($D_c/2$). Remarkably, the magnitude of the ballistic term ($\sim t^2$) is enhanced by force amplitudes F_{ac}^2 and F_{dc}^2 as compared to the corresponding result for ABP model.^{82–84}

On the other hand, experimental techniques such as the pulsed field gradient NMR,^{30,31,46,47} neutron scattering,⁴⁸ and various single-particle tracking methods^{20,44,45} can measure the long-time effective diffusion coefficient

$$\mathcal{D} = \lim_{t \rightarrow \infty} \frac{\langle [\Delta \mathbf{r}(t)]^2 \rangle}{4t}. \quad (30)$$

Remarkably, in this limit, we have

$$\lim_{t \rightarrow \infty} \frac{\langle [\Delta x(t)]^2 \rangle}{t} = \lim_{t \rightarrow \infty} \frac{\langle [\Delta y(t)]^2 \rangle}{t} = \lim_{t \rightarrow \infty} \frac{\langle [\Delta \mathbf{r}(t)]^2 \rangle}{2t}, \quad (31)$$

i.e., the diffusive spreading of the particle PDF around its mean position is isotropic. This holds in spite of the fact that the driving force $\mathbf{F}(t)$ breaks spatial isotropy of the problem by dragging the particle along the x axis.

By evaluating the limit in (30) we get the effective diffusion coefficient

$$\begin{aligned} \mathcal{D} = D + \frac{D_c}{2} + \frac{u^2}{2D_r} + \frac{(\mu_c F_{dc})^2}{32D_r} \\ + \frac{(\mu_c F_{ac})^2}{4D_r} \frac{D_r^2}{(4D_r)^2 + \Omega^2}. \end{aligned} \quad (32)$$

The long-time diffusion coefficient \mathcal{D} depends on the constant part of active velocity u , on the magnitude and frequency of the external force $\mathbf{F}(t)$, and on the rotational diffusion constant D_r in a rather nontrivial manner. Physical origins of individual contributions to \mathcal{D} are as follows.

The contribution ($D + D_c/2$) is identical to the short-time diffusivity in Eq. (29). Its first part reflects the passive translational Brownian motion, for which we have

$$\mathcal{D}_{BM} = D \quad (33)$$

even in the presence of the external harmonic driving. The second part, $D_c/2$, arises due to fluctuations in magnitude of the active velocity $u_a(t)$, Eq. (6).

The u -dependent term in (32) quantifies uncertainty of the particle position stemming from the rotational diffusion of the constant part u of the active velocity $u_a(t)$. This contribution vanishes with increasing D_r (at fixed u) since the rapidly rotating direction of the velocity has hardly any effect on the translational motion. This term appears also in the effective diffusion coefficient for the harmonically driven ABP model:

$$\mathcal{D}_{ABP} = D + \frac{u^2}{2D_r}. \quad (34)$$

Remarkably, the value of $u^2/2D_r$ is rather low as compared to D of a nanoparticle. Using parameter estimates from Sec. II B, we get $D \approx 1.3 \times 10^{-11}$ m/s² and

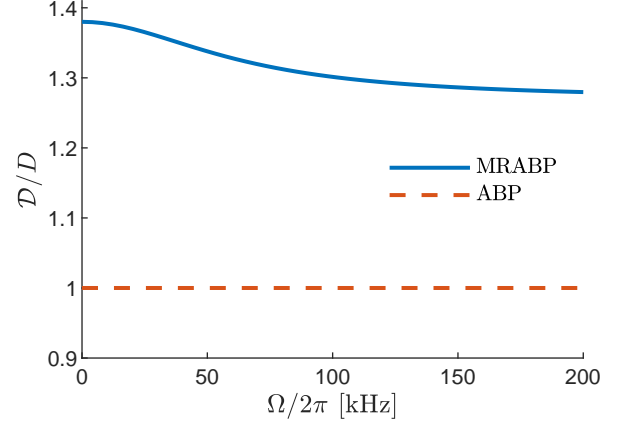


FIG. 2. Diffusion coefficients of active nanoparticles driven by an external time-periodic force with the amplitude (1) plotted as functions of driving frequency Ω . The solid line represents \mathcal{D} from Eq. (32) for the model with microscopically reversible active propulsion (MRABP) illustrated in Fig. 1. The dashed line marks the corresponding result for ABP model where the microscopic reversibility is neglected, cf. \mathcal{D}_{ABP} in Eq. (34). Plotted values are scaled by the diffusion constant D of a passive Brownian particle. The reason for force-dependent enhancement of \mathcal{D} compared to D and \mathcal{D}_{ABP} can be traced back to the detailed balance condition (5). At the nanoscale, \mathcal{D}_{ABP} and D nearly coincide as discussed after Eq. (34). Parameters used are those estimated in Sec. II B and we set $F_{dc} = F_{ac} = 10$ pN.

$u^2/2D_r \approx 5 \times 10^{-18}$ m/s² at $u = 1$ μ m/s, which is a relatively large value when related to particle's hydrodynamic radius $R_H \approx 20$ nm. The both terms become comparable at $u \approx 1.6$ mm/s that would correspond to a nanoparticle traveling at staggering $80000R_H$ per second. The fundamental reason for $u^2/2D_r$ being vanishingly small as compared to D is fast rotational diffusion of small particles since the rotational diffusion coefficient scales as $D_r \sim 1/R_H^3$.

Although the F_{dc} -dependent term in (32) might seem similar to the u -dependent one [both $(\mu_c F_{dc})$ and u have dimensions of velocity], there is a significant difference in physical origins between the two. While the velocity $u\mathbf{n}(t)$ rotates with the particle, the line of action of the external force $\mathbf{F}(t)$ is fixed in space (parallel with the x axis). The force, however, influences the magnitude of active velocity $u_a(t)$, as described by the projection $F_n(\mathbf{r}, t)$ in Eq. (6). When $\mathbf{n}(t)$ and $\mathbf{F}(t)$ are parallel, the projection attains its maximal magnitude and it vanishes for perpendicular orientation of the two vectors. Because $\mathbf{n}(t)$ rotates erratically, the stochastic changes of $F_n(\mathbf{r}, t)$ enhance uncertainty of the particle position as quantified by \mathcal{D} .

The last, F_{ac} -dependent, term in (32) appears for analogous physical reasons. Notably, its magnitude can be controlled by the frequency Ω of the external force. This dependence is reflected in Fig. 2 showing \mathcal{D} from Eq. (32)

(solid line) and \mathcal{D}_{ABP} from (34) (dashed), both being normalized by the diffusion coefficient of the overdamped Brownian motion (33).

Interestingly, the force-dependent contributions to \mathcal{D} , whose fundamental origins can be traced back to the detailed balance condition (5), provide a way to control the diffusivity by applying external forcing upon the particle. This effect is a direct consequence of the microscopic reversibility of active propulsion mechanism. Therefore, it is missing in the ABP model and in the passive Brownian motion.

Testing such dependence in an experiment may provide a hint regarding microscopic reversibility of the underlying active propulsion mechanism. The zero-mean harmonic force seems to be well-suited for such purposes because it does not induce a net mean displacement of the particle.

V. POWER SPECTRUM

The power spectrum of an ensemble of long trajectories,^{85,86}

$$S_{rr}(\omega) = \lim_{\tau \rightarrow \infty} \frac{1}{\tau} \left\langle \left| \int_0^\tau \Delta \mathbf{r}(t) e^{i\omega t} dt \right|^2 \right\rangle, \quad (35)$$

All dynamic processes contributing to particle's diffusivity are reflected in \mathcal{D} in Eq. (32). In addition to their magnitudes that enter the expression for \mathcal{D} , the power spectrum (38) resolves corresponding characteristic time scales on which the individual processes happen.

The first, $(D + D_c/2)$ -dependent part of the result (38) has identical functional form with the power spectrum of two-dimensional overdamped Brownian motion:

$$S_{rr}^{(\text{BM})}(\omega) = \frac{8D}{\omega^2}. \quad (39)$$

The power-law dependence on ω with exponent 2 reflects the typical Brownian scaling of position with time. At low frequencies ($\omega \rightarrow 0$), corresponding to $t \rightarrow \infty$ limit in the time domain, the whole expression (38) reduces to just such a power law,

$$S_{rr}(\omega) \approx \frac{8D}{\omega^2}, \quad \omega \rightarrow 0, \quad (40)$$

where the effective diffusion coefficient \mathcal{D} is that from Eq. (32).

The u -dependent term in (38) consists of a combination of the Brownian power-law dependence on ω and the

bears a more-detailed information on the particle dynamics than MSD (28) does. Moreover, the power spectrum frequently attains a simple form, where individual terms characterize various diffusive mechanisms involved.

We will derive $S_{rr}(\omega)$ by breaking it down into two parts: $S_{rr}(\omega) = S_{xx}(\omega) + S_{yy}(\omega)$, with the marginal power spectrum of $\Delta x(t)$ given by

$$\begin{aligned} S_{xx}(\omega) &= \lim_{\tau \rightarrow \infty} \frac{1}{\tau} \left\langle \left| \int_0^\tau \Delta x(t) e^{i\omega t} dt \right|^2 \right\rangle \\ &= \lim_{\tau \rightarrow \infty} \frac{1}{\tau} \int_0^\tau \int_0^\tau C_{xx}(t_1, t_2) e^{i\omega(t_1 - t_2)} dt_1 dt_2, \end{aligned} \quad (36)$$

and $S_{yy}(\omega)$ being defined similarly for $\Delta y(t)$. To evaluate $S_{xx}(\omega)$, we perform the double integration in the second line of Eq. (36) inserting there the exact expression (A.1) for $C_{xx}(t_1, t_2)$. Carrying out a similar calculation for $S_{yy}(\omega)$, we find the isotropy relation

$$S_{xx}(\omega) = S_{yy}(\omega), \quad (37)$$

analogous to Eqs. (31) for MSDs in the long-time limit. Eventually, we arrive at the final result

$$\begin{aligned} S_{rr}(\omega) &= \left(D + \frac{D_c}{2} \right) \frac{8}{\omega^2} + \frac{u^2}{D_r} \left(\frac{4}{\omega^2} - \frac{2}{D_r^2 + \omega^2} \right) + \frac{(\mu_c F_{dc})^2}{16D_r} \left(\frac{4}{\omega^2} - \frac{2}{(4D_r)^2 + \omega^2} \right) \\ &\quad + (\mu_c F_{ac})^2 \frac{D_r}{(4D_r)^2 + \Omega^2} \left(\frac{2}{\omega^2} - \frac{(4D_r)^2 + \omega^2 - 3\Omega^2}{(4D_r)^4 + (\omega^2 - \Omega^2)^2 + 2(4D_r)^2(\Omega^2 + \omega^2)} \right). \end{aligned} \quad (38)$$

Lorentzian function describing the rotational diffusion of the particle orientation. As the damping rate in the Lorentzian part of this term, there is the characteristic “frequency” (inverse time scale) D_r for this process to happen.

Such u -dependent term is also the only additional one that appears in the power spectrum of a harmonically driven ABP model:

$$S_{rr}^{(\text{ABP})}(\omega) = \frac{8D}{\omega^2} + \frac{u^2}{D_r} \left(\frac{4}{\omega^2} - \frac{2}{D_r^2 + \omega^2} \right). \quad (41)$$

At the nanoscale, its magnitude is rather negligible when compared to the Brownian part $8D/\omega^2$, i.e., $S_{rr}^{(\text{ABP})}(\omega) \approx S_{rr}^{(\text{BM})}(\omega)$ holds. The reason for this is the large D_r of small particles as discussed in details in the paragraph after Eq. (34).

The F_{dc} -dependent contribution in (38) has an analogous form as the u -dependent one. Yet, the characteristic time scale $(1/4D_r)$ for the process it represents is 4 times shorter than that of the rotational diffusion $(1/D_r)$ occurring in the previous term. The time $1/4D_r$ can be roughly understood as the decay time of auto-correlations

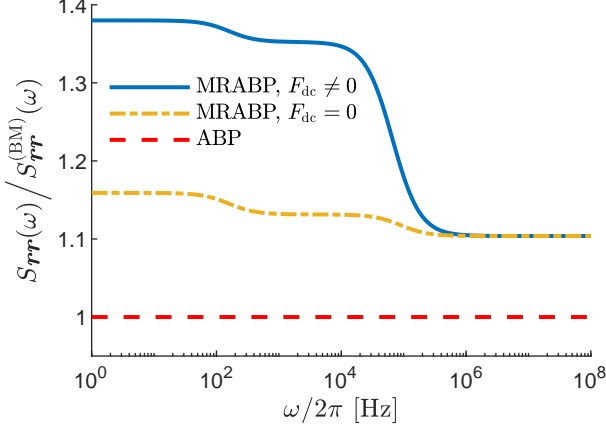


FIG. 3. Spectral power densities of active nanoparticles driven by the external time-periodic force with amplitude (1). Plotted spectra are normalized by $S_{rr}^{(BM)}(\omega)$, the spectrum of overdamped Brownian motion given in Eq. (39). Parameters used are those estimated in Sec. II B, $F_{ac} = 10$ pN, and $\Omega = 10^3$ s $^{-1}$. For the active particle with microscopically reversible propulsion (MRABP), we plot $S_{rr}(\omega)$ from Eq. (38) for $F_{dc} = 10$ pN (solid line) and $F_{dc} = 0$ (dashed-dotted line). The nearly constant dashed line represents the power spectrum $S_{rr}^{(ABP)}(\omega)$ for ABP model where the microscopic reversibility of active propulsion is neglected, see Eq. (41). The F_{ac} -dependent term in (38) causes the sigmoid-shaped changes of MRABP curves near $\omega \approx \Omega$ and $\omega \approx D_r$ observed at $F_{dc} = 0$. The F_{dc} -dependent term enhances the variation of the solid line near $\omega \approx D_r$ as compared to the $F_{dc} = 0$ case.

of the product $\mathbf{n}(t)F_n(\mathbf{r}, t)$ in Eq. (6) for $u_a(t)$. The individual constituents of this product are already correlated since $F_n(\mathbf{r}, t)$ depends on $\mathbf{n}(t)$: As the particle orientation changes due to the rotational diffusion, the magnitude of the force projection onto the instantaneous particle orientation changes as well. Interestingly, this correlation is transferred evenly to power spectra of both coordinates regardless the orientation of the force $\mathbf{F}(t)$ in space, viz the isotropy relation (37).

Behavior of the F_{ac} -dependent term in (38) with ω can be rather rich as compared to other terms. Figure 3 illustrates the power spectrum (38) of the microscopically reversible model (MRABP) and the one of a standard periodically driven ABP without the microscopic reversibility of the active propulsion, Eq. (41), for parameters estimated in Sec. II B and two values of F_{dc} . In Fig. 3, curves marking $S_{rr}(\omega)$ (solid and dashed-dotted line) indicate that the F_{ac} -dependent term is responsible for two sigmoid-shaped transitions: one close to the driving frequency $\omega \approx \Omega$ and one near $\omega \approx D_r$. The transitions are visible at for $F_{dc} = 0$ and $F_{dc} = 10$ pN. As a result of nonzero F_{dc} , we observe an enhancement in the low-frequency part of the spectrum. For very high ω , spectra (38) at $F_{dc} = 0$ and $F_{dc} \neq 0$ coincide. Both functions remain significantly larger than $S_{rr}^{(ABP)}(\omega)$, Eq. (41), which is nearly identical with $S_{rr}^{(BM)}(\omega)$, Eq. (39), for all

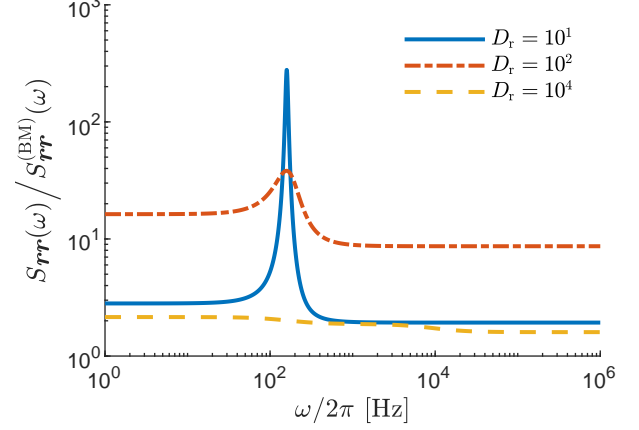


FIG. 4. Spectral power density (38) of an active particle with microscopically reversible propulsion subjected to the external time-periodic driving. The spectrum is plotted for three different values of the rotational diffusion coefficient D_r and normalized by the power spectrum $S_{rr}^{(BM)}(\omega)$ of the overdamped Brownian motion given in Eq. (39). Other model parameters are chosen as in Sec. II B, $F_{dc} = 0$, $F_{ac} = 10$ pN, and $\Omega = 10^3$ s $^{-1}$. The peak in $S_{rr}(\omega)$ around $\omega \approx \Omega$ develops when $D_r < \Omega$. Its height can be controlled by D_r , which also changes the background spectral power at other frequencies ω .

plotted ω .

Moreover, if parameters F_{ac} , D_r , and Ω meet certain conditions, the sigmoid-shaped transition around the driving frequency $\omega \approx \Omega$ transforms into a peak, which we demonstrate in Fig. 4. To observe the peak, the F_{ac} -dependent term should attain significant values compared to other terms. This can be achieved either by increasing F_{ac} or by a proper choice of D_r , see solid and dashed-dotted curves in Fig. 4 demonstrating the latter option. Also, Ω should be far enough from low frequencies, where $S_{rr}(\omega)$ is dominated by the Brownian power-law behavior (40). The width and the height of the peak can be controlled by the “damping” $4D_r$. If $4D_r$ is smaller than Ω , a rather pronounced peak occurs (solid line). The condition $\Omega > D_r$ means that the external force should oscillate faster than the rotational diffusion happens. Contrary, if the rotational diffusion is faster, the peak vanishes (dashed line in Fig. 4).

Let us note that F_{dc} - and F_{ac} -dependent terms in the power spectrum $S_{rr}(\omega)$ given in Eq. (38) emerge due to the assumption of the microscopic reversibility of the active propulsion mechanism. Therefore, these terms are naturally missing in the ABP model, where MR is not taken into account. Therefore, the derived spectrum $S_{rr}^{(ABP)}(\omega)$ in Eq. (41) for the periodically driven ABP model is identical with the one in case without the external driving force.⁸⁶

VI. SUMMARY AND PERSPECTIVES

The principle of microscopic reversibility is inherently related to the time reversal symmetry of microscopic dynamics. It must be enforced whenever the consistency of a studied nonequilibrium stochastic dynamics with the second law of thermodynamics is required. In case of Markov jump processes, the principle is incorporated by means of the local detailed balance condition obeyed by transition rates, while in continuous-space driven diffusions it is implemented via the fluctuation-dissipation relation. Both these ways occur in the modeling of the active propulsion mechanism in the present work.

As our main results, we have discussed prominent effects stemming from this fundamental principle in the case of a chemically driven active nanoparticle whose propulsion mechanism is made consistent with MR. When an external time-periodic force is acting upon such a particle, its effective diffusion coefficient and the spectral power density are significantly enhanced in comparison to the force-free dynamics and to the corresponding reference model not obeying MR.

The diffusion coefficient of such particle contains new contributions that increase its value beyond the one obtained for the reference active Brownian particle model without MR. The magnitude of the enhancement can be externally controlled by varying the amplitude of a constant part of the applied force, the amplitude of a time-periodic part of the force, and the frequency of the force oscillations.

All the new contributions to the diffusion coefficient have their counterparts in the power spectrum of stochastic trajectories of the nanoparticle. The spectrum also reflects time scales of underlying dynamic processes responsible for these contributions. As new qualitative effects caused by MR in the spectrum, we report sigmoid-shaped transitions and a sharp peak that can occur at the frequency of the external driving and at the characteristic time scale associated with rotational diffusion of the particle.

Overall, we have selected the external time-periodic driving force having in mind possible spectroscopic verifications of the reported hallmarks of the microscopic reversibility. To this end, we have also chosen values of the model parameters close to the ones of recently studied catalytic nanoparticles. We expect that the results presented here will motivate new experimental studies in line with our predictions, which in turn can shed a new light on the nature of chemically driven self-propulsion at the nanoscale. Moreover, our findings can provide new insights into high values of experimentally measured diffusion coefficients of small active particles, view of a potentially significant impact of local (constant and time-dependent) forces on the diffusivity and the power spectrum.

ACKNOWLEDGEMENTS

We acknowledge financial support from the Portuguese Foundation for Science and Technology (FCT) under Contracts nos. PTDC/FIS-MAC/5689/2020, UIDB/00618/2020, and UIDP/00618/2020. AR gratefully acknowledges financial support from the Czech Science Foundation (Project No. 20-02955J) and from the Department of Physics and Mathematics at Nottingham Trent University (grant no. 01/PHY/-/X1175).

AUTHOR DECLARATIONS

Conflict of interest

The authors have no conflicts to disclose.

Appendix: Exact expressions for correlation functions

The analytical expression for $C_{xx}(t_1, t_2)$, which has been given in Eq. (25) in terms of double integrals, reads

$$\begin{aligned}
 C_{xx}(t_1, t_2) = & 2 \left[D + \frac{D_c}{2} + \frac{u^2}{2D_r} + \frac{(\mu_c F_{dc})^2}{32D_r} + \frac{(\mu_c F_{ac})^2}{4} \frac{D_r}{(4D_r)^2 + \Omega^2} \right] \min(t_1, t_2) \\
 & + \frac{u^2}{2D_r^2} \left(e^{-D_r t_1} + e^{-D_r t_2} - e^{-D_r |t_2 - t_1|} - 1 \right) + \frac{(\mu_c F_{dc})^2}{128D_r^2} \left(e^{-4D_r t_1} + e^{-4D_r t_2} - e^{-4D_r |t_2 - t_1|} - 1 \right) \\
 & + \left(\mu + \frac{\mu_c}{2} \right)^2 \frac{F_{ac}^2}{2\Omega^2} \left\{ \cos[\Omega(t_2 - t_1)] - \cos(\Omega t_1) - \cos(\Omega t_2) + 1 \right\} \\
 & + \frac{(\mu_c F_{ac})^2}{16} \frac{\Omega^2 - (4D_r)^2}{[(4D_r)^2 + \Omega^2]^2} \left\{ 1 - e^{-4D_r |t_2 - t_1|} \left[\cos[\Omega(t_2 - t_1)] - \frac{8D_r \Omega}{(4D_r)^2 - \Omega^2} \sin[\Omega |t_2 - t_1|] \right] \right. \\
 & \left. + e^{-4D_r t_1} \left[\cos(\Omega t_1) - \frac{8D_r \Omega}{(4D_r)^2 - \Omega^2} \sin(\Omega t_1) \right] + e^{-4D_r t_2} \left[\cos(\Omega t_2) - \frac{8D_r \Omega}{(4D_r)^2 - \Omega^2} \sin(\Omega t_2) \right] \right\}, \tag{A.1}
 \end{aligned}$$

where, on the first line, the expression enclosed in squared brackets is nothing but the effective diffusion coefficient

$$C_{yy}(t_1, t_2) = C_{xx}(t_1, t_2) - \left(\mu + \frac{\mu_c}{2} \right)^2 \frac{F_{ac}^2}{2\Omega^2} \left\{ \cos[\Omega(t_2 - t_1)] - \cos(\Omega t_1) - \cos(\Omega t_2) + 1 \right\}. \quad (\text{A.2})$$

That is, $C_{yy}(t_1, t_2)$ is given by Eq. (A.1) after removing all terms displayed on the third line of (A.1).

REFERENCES

- ¹S. Sánchez, L. Soler, and J. Katuri, “Chemically powered micro- and nanomotors,” *Angew. Chem: Int. Ed.* **54**, 1414 (2015).
- ²C. Bechinger, R. Di Leonardo, H. Löwen, C. Reichhardt, G. Volpe, and G. Volpe, “Active particles in complex and crowded environments,” *Rev. Mod. Phys.* **88**, 045006 (2016).
- ³S. Ramaswamy, “Active matter,” *J. Stat. Mech.* **2017**, 054002 (2017).
- ⁴J. Zhang, E. Luijten, B. A. Grzybowski, and S. Granick, “Active colloids with collective mobility status and research opportunities,” *Chem. Soc. Rev.* **46**, 5551–5569 (2017).
- ⁵S. Palagi and P. Fischer, “Bioinspired microrobots,” *Nat. Rev. Mater.* **3**, 113–124 (2018).
- ⁶F. Soto, E. Karshalev, F. Zhang, B. Esteban Fernandez de Avila, A. Nourhani, and J. Wang, “Smart materials for microrobots,” *Chem. Rev.* **122**, 5365–5403 (2022).
- ⁷S. M. nos Landin, A. Fischer, V. Holubec, and F. Cichos, “Reinforcement learning with artificial microswimmers,” *Sci. Robot.* **6**, eabd9285 (2021).
- ⁸D. Patra, S. Sengupta, W. Duan, H. Zhang, R. Pavlick, and A. Sen, “Intelligent, self-powered, drug delivery systems,” *Nanoscale* **5**, 1273 (2013).
- ⁹H. Xu, M. Medina-Sánchez, M. F. Maitz, C. Werner, and O. G. Schmidt, “Sperm micromotors for cargo delivery through flowing blood,” *ACS Nano* **14**, 2982 (2020).
- ¹⁰M. J. Mitchell, M. M. Billingsley, R. M. Haley, M. E. Wechsler, N. A. Peppas, and R. Langer, “Engineering precision nanoparticles for drug delivery,” *Nat. Rev. Drug Discov.* **20**, 101–124 (2021).
- ¹¹L. Baraban, M. Tasinkevych, M. N. Popescu, S. Sanchez, S. Dietrich, and O. G. Schmidt, “Transport of cargo by catalytic Janus micro-motors,” *Soft Matter* **8**, 48 (2012).
- ¹²L. Soler, V. Magdanz, V. M. Fomin, S. Sanchez, and O. G. Schmidt, “Self-propelled micromotors for cleaning polluted water,” *ACS Nano* **7**, 9611 (2013).
- ¹³L. Soler and S. Sánchez, “Catalytic nanomotors for environmental monitoring and water remediation,” *Nanoscale* **6**, 7175 (2014).
- ¹⁴D. Vilela, M. Guix, J. Parmar, Á. Blanco-Blanes, and S. Sánchez, “Micromotor-in-sponge platform for multicycle large-volume degradation of organic pollutants,” *Small* **n/a**, 2107619.
- ¹⁵J. Wu, S. Balasubramanian, D. Kagan, K. M. Manesh, S. Campuzano, and J. Wang, “Motion-based DNA detection using catalytic nanomotors,” *Nat. Commun.* **1**, 36 (2010).
- ¹⁶W. Wang, S. Li, L. Mair, S. Ahmed, T. J. Huang, and T. E. Mallouk, “Acoustic propulsion of nanorod motors inside living cells,” *Angew. Chem., Int. Ed. Engl.* **53**, 3201–3204 (2014).
- ¹⁷H. S. Muddana, S. Sengupta, T. E. Mallouk, A. Sen, and P. J. Butler, “Substrate catalysis enhances single-enzyme diffusion,” *J. Am. Chem. Soc.* **132**, 2110–2111 (2010).
- ¹⁸S. Sengupta, K. K. Dey, H. S. Muddana, T. Tabouillot, M. E. Ibele, P. J. Butler, and A. Sen, “Enzyme molecules as nanomotors,” *J. Am. Chem. Soc.* **135**, 1406–1414 (2013).
- ¹⁹S. Sengupta, M. M. Spiering, K. K. Dey, W. Duan, D. Patra, P. J. Butler, R. D. Astumian, S. J. Benkovic, and A. Sen, “DNA polymerase as a molecular motor and pump,” *ACS Nano* **8**, 2410–2418 (2014).
- ²⁰A.-Y. Jee, S. Dutta, Y.-K. Cho, T. Tlusty, and S. Granick, “Enzyme leaps fuel antichemotaxis,” *Proc. Natl. Acad. Sci. USA* **115**, 14–18 (2018).
- ²¹A.-Y. Jee, Y.-K. Cho, S. Granick, and T. Tlusty, “Catalytic enzymes are active matter,” *Proc. Natl. Acad. Sci. U.S.A.* **115**, E10812 (2018).
- ²²A.-Y. Jee, T. Tlusty, and S. Granick, “Master curve of boosted diffusion for 10 catalytic enzymes,” *Proc. Natl. Acad. Sci. USA* **117**, 29435–29441 (2020).
- ²³H. Yuan, X. Liu, L. Wang, and X. Ma, “Fundamentals and applications of enzyme powered micro/nano-motors,” *Bioact. Mater.* **6**, 1727–1749 (2021).
- ²⁴Y. Zhang and H. Hess, “Enhanced diffusion of catalytically active enzymes,” *ACS Cent. Sci.* **5**, 939–948 (2019).
- ²⁵R. Golestanian, “Enhanced diffusion of enzymes that catalyze exothermic reactions,” *Phys. Rev. Lett.* **115**, 108102 (2015).
- ²⁶P. Illien, X. Zhao, K. K. Dey, P. J. Butler, A. Sen, and R. Golestanian, “Exothermicity is not a necessary condition for enhanced diffusion of enzymes,” *Nano Lett.* **17**, 4415–4420 (2017).
- ²⁷J. Agudo-Canalejo, P. Illien, and R. Golestanian, “Phoresis and enhanced diffusion compete in enzyme chemotaxis,” *Nano Lett.* **18**, 2711–2717 (2018).
- ²⁸J. Agudo-Canalejo, T. Adeleke-Larodo, P. Illien, and R. Golestanian, “Enhanced diffusion and chemotaxis at the nanoscale,” *Acc. Chem. Res.* **51**, 2365 (2018).
- ²⁹S. Kondrat and M. N. Popescu, “Brownian dynamics assessment of enhanced diffusion exhibited by ‘fluctuating-dumbbell enzymes’,” *Phys. Chem. Chem. Phys.* **21**, 18811–18815 (2019).
- ³⁰H. Wang, T. Huang, and S. Granick, “Using NMR to test molecular mobility during a chemical reaction,” *J. Phys. Chem. Lett.* **12**, 2370–2375 (2021).
- ³¹J.-P. Günther, G. Majer, and P. Fischer, “Absolute diffusion measurements of active enzyme solutions by NMR,” *J. Chem. Phys.* **150**, 124201 (2019).
- ³²H. Wang, M. Park, R. Dong, J. Kim, Y.-K. Cho, T. Tlusty, and S. Granick, “Boosted molecular mobility during common chemical reactions,” *Science* **369**, 537–541 (2020).
- ³³J.-P. Günther, L. L. Fillbrook, T. S. C. MacDonald, G. Majer, W. S. Price, P. Fischer, and J. E. Beves, “Comment on ‘boosted molecular mobility during common chemical reactions’,” *Science* **371** (2021), 10.1126/science.abe8322.
- ³⁴H. Wang, M. Park, R. Dong, J. Kim, Y.-K. Cho, T. Tlusty, and S. Granick, “Response to comment on ‘boosted molecular mobility during common chemical reactions’,” *Science* **371** (2021), 10.1126/science.abe8678.
- ³⁵M. Feng and M. K. Gilson, “Enhanced diffusion and chemotaxis of enzymes,” *Annu. Rev. Biophys.* **49**, 87–105 (2020).
- ³⁶R. C. Tolman, “The principle of microscopic reversibility,” *Proc. Natl. Acad. Sci. U.S.A.* **11**, 436–439 (1925).
- ³⁷A. Ryabov and M. Tasinkevych, “Enhanced diffusivity in microscopically reversible active matter,” *Soft Matter* **18**, 3234–3240 (2022).
- ³⁸Y. Han, A. M. Alsayed, M. Nobili, J. Zhang, T. C. Lubensky, and A. G. Yodh, “Brownian motion of an ellipsoid,” *Science* **314**, 626–630 (2006).

- ³⁹L. Onsager, “Reciprocal relations in irreversible processes. I,” *Phys. Rev.* **37**, 405–426 (1931).
- ⁴⁰L. Onsager and S. Machlup, “Fluctuations and irreversible processes,” *Phys. Rev.* **91**, 1505 (1953).
- ⁴¹R. D. Astumian, “Optical vs. chemical driving for molecular machines,” *Faraday Discuss.* **195**, 583–597 (2016).
- ⁴²C. Maes, “Local detailed balance,” *SciPost Phys. Lect. Notes*, **32** (2021).
- ⁴³R. Zwanzig, *Nonequilibrium statistical mechanics* (Oxford University Press, Oxford, 2001).
- ⁴⁴R. Metzler, J.-H. Jeon, A. G. Cherstvy, and E. Barkai, “Anomalous diffusion models and their properties: non-stationarity, non-ergodicity, and ageing at the centenary of single particle tracking,” *Phys. Chem. Chem. Phys.* **16**, 24128–24164 (2014).
- ⁴⁵Z. Chen, A. Shaw, H. Wilson, M. Wöringer, X. Darzacq, S. Marqusee, Q. Wang, and C. Bustamante, “Single-molecule diffusometry reveals no catalysis-induced diffusion enhancement of alkaline phosphatase as proposed by FCS experiments,” *Proc. Natl. Acad. Sci. U.S.A.* **117**, 21328–21335 (2020).
- ⁴⁶R. Evans, “The interpretation of small molecule diffusion coefficients: Quantitative use of diffusion-ordered NMR spectroscopy,” *Prog. Nucl. Magn. Reson. Spectrosc.* **117**, 33–69 (2020).
- ⁴⁷J. Kärger, M. Avramovska, D. Freude, J. Haase, S. Hwang, and R. Valiullin, “Pulsed field gradient NMR diffusion measurement in nanoporous materials,” *Adsorption* **27**, 453–484 (2021).
- ⁴⁸H. Jobic and D. N. Theodorou, “Quasi-elastic neutron scattering and molecular dynamics simulation as complementary techniques for studying diffusion in zeolites,” *Micropor. Mesopor. Mat.* **102**, 21–50 (2007).
- ⁴⁹A. Ryabov, M. Žonda, and T. Novotný, “Phase diffusion and noise temperature of a microwave amplifier based on single unshunted Josephson junction,” *Comm. Nonlinear Sci. Numer. Simulat.* **112**, 106523 (2022).
- ⁵⁰U. Erdmann, W. Ebeling, L. Schimansky-Geier, and F. Schweitzer, “Brownian particles far from equilibrium,” *Eur. Phys. J. B* **15**, 105–113 (2000).
- ⁵¹B. Szabó, G. J. Szöllösi, B. Gönci, Z. Jurányi, D. Selmeczi, and T. Vicsek, “Phase transition in the collective migration of tissue cells: Experiment and model,” *Phys. Rev. E* **74**, 061908 (2006).
- ⁵²F. Peruani and L. G. Morelli, “Self-propelled particles with fluctuating speed and direction of motion in two dimensions,” *Phys. Rev. Lett.* **99**, 010602 (2007).
- ⁵³S. van Teeffelen and H. Löwen, “Dynamics of a Brownian circle swimmer,” *Phys. Rev. E* **78**, 020101 (2008).
- ⁵⁴B. ten Hagen, S. van Teeffelen, and H. Löwen, “Brownian motion of a self-propelled particle,” *J. Phys.: Condens. Matt.* **23**, 194119 (2011).
- ⁵⁵S. Henkes, Y. Fily, and M. C. Marchetti, “Active jamming: Self-propelled soft particles at high density,” *Phys. Rev. E* **84**, 040301 (2011).
- ⁵⁶J. Bialké, T. Speck, and H. Löwen, “Crystallization in a dense suspension of self-propelled particles,” *Phys. Rev. Lett.* **108**, 168301 (2012).
- ⁵⁷P. Romanczuk, M. Bär, W. Ebeling, B. Lindner, and L. Schimansky-Geier, “Active Brownian particles,” *Eur. Phys. J. Spec. Top.* **202**, 1–162 (2012).
- ⁵⁸A. Pototsky and H. Stark, “Active Brownian particles in two-dimensional traps,” *EPL (Europhysics Letters)* **98**, 50004 (2012).
- ⁵⁹I. Buttinoni, J. Bialké, F. Kümmel, H. Löwen, C. Bechinger, and T. Speck, “Dynamical clustering and phase separation in suspensions of self-propelled colloidal particles,” *Phys. Rev. Lett.* **110**, 238301 (2013).
- ⁶⁰X. Yang, M. L. Manning, and M. C. Marchetti, “Aggregation and segregation of confined active particles,” *Soft Matter* **10**, 6477–6484 (2014).
- ⁶¹J. Stenhammar, D. Marenduzzo, R. J. Allen, and M. E. Cates, “Phase behaviour of active brownian particles: the role of dimensionality,” *Soft Matter* **10**, 1489–1499 (2014).
- ⁶²A. Zöttl and H. Stark, “Emergent behavior in active colloids,” *J. Phys. Condens. Matt.* **28**, 253001 (2016).
- ⁶³S. Das, G. Gompper, and R. G. Winkler, “Confined active Brownian particles: theoretical description of propulsion-induced accumulation,” *New J. Phys.* **20**, 015001 (2018).
- ⁶⁴K. Malakar, A. Das, A. Kundu, K. V. Kumar, and A. Dhar, “Steady state of an active Brownian particle in a two-dimensional harmonic trap,” *Phys. Rev. E* **101**, 022610 (2020).
- ⁶⁵D. Chaudhuri and A. Dhar, “Active Brownian particle in harmonic trap: exact computation of moments, and re-entrant transition,” *J. Stat. Mech.* **2021**, 013207 (2021).
- ⁶⁶P. Pietzonka and U. Seifert, “Entropy production of active particles and for particles in active baths,” *J. Phys. A* **51**, 01LT01 (2018).
- ⁶⁷T. Speck, “Active Brownian particles driven by constant affinity,” *EPL* **123**, 20007 (2018).
- ⁶⁸U. Seifert, “Stochastic thermodynamics of single enzymes and molecular motors,” *Eur. Phys. J. E* **34**, 26 (2011).
- ⁶⁹T. Speck, “Modeling of biomolecular machines in non-equilibrium steady states,” *J. Chem. Phys.* **155**, 230901 (2021).
- ⁷⁰T. Speck, “Thermodynamic approach to the self-diffusiophoresis of colloidal Janus particles,” *Phys. Rev. E* **99**, 060602 (2019).
- ⁷¹A. Fischer, A. Chatterjee, and T. Speck, “Aggregation and sedimentation of active Brownian particles at constant affinity,” *J. Chem. Phys.* **150**, 064910 (2019).
- ⁷²P. Pietzonka, E. Fodor, C. Lohrmann, M. E. Cates, and U. Seifert, “Autonomous engines driven by active matter: Energetics and design principles,” *Phys. Rev. X* **9**, 041032 (2019).
- ⁷³T. Speck, “Efficiency of isothermal active matter engines: Strong driving beats weak driving,” *Phys. Rev. E* **105**, L012601 (2022).
- ⁷⁴P. Gaspard and R. Kapral, “Communication: Mechanochemical fluctuation theorem and thermodynamics of self-phoretic motors,” *J. Chem. Phys.* **147**, 211101 (2017).
- ⁷⁵P. Gaspard and R. Kapral, “Fluctuating chemohydrodynamics and the stochastic motion of self-diffusiophoretic particles,” *J. Chem. Phys.* **148**, 134104 (2018).
- ⁷⁶M.-J. Huang, J. Schofield, P. Gaspard, and R. Kapral, “Dynamics of Janus motors with microscopically reversible kinetics,” *J. Chem. Phys.* **149**, 024904 (2018).
- ⁷⁷P. Gaspard and R. Kapral, “The stochastic motion of self-thermophoretic Janus particles,” *J. Stat. Mech.* **2019**, 074001 (2019).
- ⁷⁸P. Gaspard and R. Kapral, “Thermodynamics and statistical mechanics of chemically powered synthetic nanomotors,” *Adv. Phys. X* **4**, 1602480 (2019).
- ⁷⁹P. Gaspard and R. Kapral, “Active matter, microreversibility, and thermodynamics,” *Research* **2020**, 9739231 (2020).
- ⁸⁰M. De Corato and I. Pagonabarraga, “Onsager reciprocal relations and chemo-mechanical coupling for chemically-active colloids,” (2022), arXiv:2109.12602.
- ⁸¹S. De Groot and P. Mazur, *Non-Equilibrium Thermodynamics*, Dover Books on Physics (Dover Publications, 2013).
- ⁸²J. R. Howse, R. A. L. Jones, A. J. Ryan, T. Gough, R. Vafabakhsh, and R. Golestanian, “Self-motile colloidal particles: From directed propulsion to random walk,” *Phys. Rev. Lett.* **99**, 048102 (2007).
- ⁸³G. Dunderdale, S. Ebbens, P. Fairclough, and J. Howse, “Importance of particle tracking and calculating the mean-squared displacement in distinguishing nanopropulsion from other processes,” *Langmuir* **28**, 10997–11006 (2012).
- ⁸⁴T. Patiño, X. Arqué, R. Mestre, L. Palacios, and S. Sánchez, “Fundamental aspects of enzyme-powered micro- and nanoswimmers,” *Acc. Chem. Res.* **51**, 2662–2671 (2018).
- ⁸⁵D. Krapf, E. Marinari, R. Metzler, G. Oshanin, X. Xu, and A. Squarcini, “Power spectral density of a single Brownian trajectory: what one can and cannot learn from it,” *New J. Phys.* **20**, 023029 (2018).
- ⁸⁶A. Squarcini, A. Solon, and G. Oshanin, “Spectral density of individual trajectories of an active Brownian particle,” *New J. Phys.* **24**, 013018 (2022).