
Marvolo: Programmatic Data Augmentation for Practical ML-Driven Malware Detection

Michael D. Wong
Princeton University
mikedwong@cs.princeton.edu

Edward Raff
Booz Allen Hamilton
raff_edward@bah.com

James Holt
Laboratory for Physical Sciences
holt@lps.umd.edu

Ravi Netravali
Princeton University
ravian@cs.princeton.edu

Abstract

Data augmentation has been rare in the cyber security domain due to technical difficulties in altering data in a manner that is semantically consistent with the original data. This shortfall is particularly onerous given the unique difficulty of acquiring benign and malicious training data that runs into copyright restrictions, and that institutions like banks and governments receive targeted malware that will never exist in large quantities.

We present MARVOLO, a binary mutator that programmatically grows malware (and benign) datasets in a manner that boosts the accuracy of ML-driven malware detectors. MARVOLO employs semantics-preserving code transformations that mimic the alterations that malware authors and defensive benign developers routinely make in practice, allowing us to generate meaningful augmented data. Crucially, semantics-preserving transformations also enable MARVOLO to safely propagate labels from original to newly-generated data samples without mandating expensive reverse engineering of binaries. Further, MARVOLO embeds several key optimizations that keep costs low for practitioners by maximizing the density of diverse data samples generated within a given time (or resource) budget. Experiments using wide-ranging commercial malware datasets and a recent ML-driven malware detector show that MARVOLO boosts accuracies by up to 5%, while operating on only a small fraction (15%) of the potential input binaries.

1 Introduction

Many approaches have been developed to aid practitioners in distinguishing malicious files (i.e., malware) from benign ones. Early solutions centered on employing static or dynamic analyses of binaries to identify indicators of malicious behavior, e.g., stealing user credentials [1]. However, each faces significant drawbacks: static analysis relies on manually-specified signatures that struggle to generalize to newer malware variants, while dynamic analyses bring high computational costs and virtual environments that are detectable by malicious programs (which can then fly under the radar) [2]. More recently, a slew of data-driven strategies have been developed to sidestep the above issues by training ML models to distinguish between benign and malicious executables [3, 4, 2, 5–14].

Despite their promise, ML-based solutions face a significant practical challenge: obtaining representative and labeled training data is infeasible for many organizations. On the one hand, commercial datasets with these properties exist, but are unattainable for many due to financial constraints [5, 15], with the licensing needed can cost \$400k/year. On the other hand, home-grown datasets face scaling and labeling challenges, e.g., benign samples are often closed-source or copyright-protected, and

labeling involves error-prone manual analysis to reverse engineer each binary. Consequently, many security practitioners and researchers only have access to small datasets that lack the heterogeneity seen in the wild [16]. For example, we find that recent ML detectors achieve accuracies of only 60-71% when trained on small public datasets [17, 18] versus their large, commercial counterparts; such degradations are unacceptable given that single-digit accuracy improvements (and any new detected malware) are celebrated by malware analysts [19]. We note that these small datasets are also realistic in representing the challenge applying ML to targeted or otherwise unique malware families of interest (e.g., targeted banking malware) rather than broad and indiscriminate malware.

This problem is not unique to malware detection. To overcome the challenge of small and incomprehensive datasets, many researchers have successfully resorted to data augmentation to artificially grow their datasets and has been especially prominent in the computer vision communities with techniques such as image cropping and scaling [20–22]. In contrast, augmentation techniques for malware datasets have been almost non-existing and operate over feature representations (instead of actual data) due to the difficulty in analyzing and reasoning about raw binaries [2, 23, 24].

To overcome this obstacle, we present MARVOLO, a binary mutator that programmatically grows (accessible) malware datasets in a manner that directly boosts the accuracy of ML-driven malware detectors. Using MARVOLO, we show the feasibility of meaningfully applying data augmentation techniques to the domain of malware detection. The driving insight behind MARVOLO’s data augmentation strategy is drawn from our analysis of binaries in high-accuracy (but difficult to access) malware datasets (§3). In particular, we observe that these datasets routinely contain multiple versions of a given malware file that differ based on the effects of semantics-preserving code transformations, i.e., alterations to the code that change aesthetics, but not externalized behavior [25]. The reason is intuitive: producing malware requires significant effort, and once a malware binary becomes detectable, code transformations are a quick way for malware authors to preserve malicious behavior while sidestepping discernible patterns.

Building on the above observation, MARVOLO performs a wide range of semantics-preserving code transformations on existing binaries in an input dataset. Crucially, this approach naturally results in automatic (accurate) labeling of the augmented data samples. The reason is that semantics-preserving transformations inherently preserve overall code behavior. Thus, labels of pre-transformed binaries can be safely carried over to the transformed versions. To the best of our knowledge, MARVOLO is the first effort made in performing a deep-dive analysis on binaries in existing datasets to employ *meaningful* data augmentation techniques to malware detection datasets.

Though conceptually straightforward, realizing MARVOLO’s approach in practice is complicated by the fact that performing code transformations on binaries is time-consuming and resource-intensive. Naively decompiling, mutating, and reassembling a binary can take tens of seconds to several hours. Thus, employing this methodology on even the small datasets that practitioners have access to can take thousands of hours, with the resource expenditure foregoing any cost savings from not purchasing realistic commercial datasets. To overcome this, MARVOLO embeds two complementary optimizations that collectively maximize the utility (i.e., number of realistic and diverse data samples) of the performed transformations within a user-specified time budget: (1) **Code similarity clustering**, which clusters binaries of similar compositions and operates on only a single binary from each cluster to circumvent costly operations while preserving diverse interactions between code alterations and other sections in a binary and (2) **intermediate binary generation**, which increases the number of diverse binaries output from each pass through the pipeline using a lightweight check to determine the efficacy of outputting a binary – based on code discrepancies from the original and previously output versions – after each transformation.

We evaluated MARVOLO using the recent MalConv [4] malware detector and multiple commercially-available large/small-scale datasets, i.e., the large-scale Ember [5] dataset, as well as a small-scale Brazilian dataset [17]. Overall, we find that MARVOLO boosts MalConv’s accuracies by up to 6%, with most wins coming from accurately detecting previously unseen binary families – such scenarios are intuitively more difficult to catch, but are the primary goal of any malware detection system, highlighting the practical utility of MARVOLO. Further, relative to performing straightforward code transformations, MARVOLO’s optimizations enable MalConv to reap these benefits while operating on 85% fewer binaries (resulting in speedups of 79 \times). We will open-source MARVOLO post-publication.

2 Background and Related Work

Though prior attempts have been made in data augmentation for malware detection, they do not yet perform meaningful data augmentation. In [26, 27], data augmentation for malware detection is done by representing programs as sequences of opcodes and replacing one opcode with another without preserving semantics. Further, [28] augments images generated from malware, which are known to be flawed representation [4]. In contrast to these efforts, MARVOLO’s contributions lie in (1) a deep-divide analysis of large-scale malware datasets to uncover the usage patterns of semantics-preserving code transformations by malware authors, and (2) a system that leverages those insights to efficiently grow small datasets into larger ones with improved heterogeneity and realism that aid end-to-end ML-based malware detection.

Due to its prevalence, and greater difficulty, our work focuses on Microsoft Windows Portable Executable (PE) malware. Decades of development and compilation to machine code make PE processing and parsing highly non-trivial [29], resulting in many levels of processing done by malware detectors to trade off speed and accuracy [4, 30–32].

Malware detection involves both static and dynamic analysis techniques [2]. Classic Static analysis approaches primarily involved using a tool such as Yara [31] to generate specific rules or patterns for identifying malicious files. However, static signatures fail to keep pace with the rapidly evolving space of deployed malware variants [19] and can take days of manual effort [33, 34]. Malware detectors rooted in dynamic analysis [35] execute a binary in a sandbox to observe its behavior while restricting potential damage. Dynamic approaches step past the limitations of static analyses, the required analysis can be computationally expensive because each file often must be executed multiple times to elicit harmful behavior. Worse, some malicious binaries embed checks to detect whether they are running a virtual (sandbox) environment based on VM properties such as the amount of available DRAM, the number of cores, the list of installed applications/tools, and even the temperature of the CPU [2] and dynamically alter their behavior to evade detection.

To address the above limitations and deliver detection accuracy (and generalization), data-driven techniques using deep learning models have seen significant traction in recent years. These models typically consist of neural networks that determine whether or not a given binary is malicious or benign based on various, defining features of that binary. For instance, certain models run inference over PE header values, assembly code, network traffic, and even the names of binaries [2, 36]. Others follow a dynamic approach and perform manual feature engineering of API calls [37]. Most recently, the MalConv CNN [4] performs malware detection by operating directly over the raw bytes in a binary, thereby eschewing labor-intensive feature engineering and the need for domain expertise.

2.1 The Problem: Limited (Realistic) Data

The effectiveness of data-driven malware detectors heavily depends on the data used to train the corresponding neural networks. Unfortunately, to date, it is practically difficult for practitioners to obtain access to training datasets that are sufficiently representative of malware in the wild.

Commercial datasets that contain massive amounts of labeled data samples for malware detection do exist and have been used to train models that deliver excellent malware detection accuracy in the wild [5]. For instance, the popular Ember dataset contains 1.1 million samples and close to 3,000 distinct malware families. However, obtaining the raw executables in the Ember dataset mandates having a VirusTotal license, which can cost upwards of \$400,000 per year!¹ While there are datasets consisting of raw malware binaries [15], they do not contain benign binaries. Thus, practitioners must download only a limited number of binaries to prevent data imbalance which is far from trivial since it is difficult to determine a priori which binaries will allow the model to generalize. Consequently, many cost-constrained practitioners and research groups must resort to far smaller datasets that are publicly available, e.g., the Brazilian malware dataset contains 50K files [17], while the Microsoft malware dataset contains 20K files with only 9 malware families [18].

¹Ember’s free offering omits executables, and only presents a limited number of features per binary, e.g., size, library functions. These features are insufficient for most existing data-driven malware detectors, and cannot support long term development: analysts must avoid having adversaries learn about the used features, and cannot test new features without access to the binaries.

On the other hand, practitioners can opt to generate homegrown datasets using honeypots that attract malware binaries [38]. However, such approaches face three challenges. First, the type of malware that is gathered is dependent on the collection methodology set by the user, leading to biased datasets [2]. Second, collecting a sufficient number of benign data samples is difficult as benignware does not seek to replicate across machines (like malware does), and software is often closed-source and copyright-protected. Along these lines, many seminal works in malware detection have struggled to obtain benign executables, often collecting them from clean installations [6, 7], but this fails to obtain more than a few thousand samples. More recent works often rely on partnerships with anti-virus companies in order to obtain sufficient benign samples [9–14]. This naturally results in unsharable data, causing reproducibility challenges [2], slows research by non-connected groups, and neglects the needs of niche and targeted malware [33, 17]. Finally, even if practitioners were to obtain a large number of samples, labeling them is not straightforward. Software reverse-engineering tools exist [30], but can consume many hours to reverse engineer a single executable, even for expert analysts [2, 23, 24].

To demonstrate the sensitivity of ML-based malware detectors to dataset composition and size, we ran experiments comparing the efficacy of models trained with commercial large-scale (Ember) and small-scale datasets (the public Microsoft and Brazilian datasets described above). Results use the recent MalConv detector [4], and follow the setup described in §5 (testing is done on the 200K Ember test set). To contextualize these results, we note that the implications of detecting even a single additional malicious binary in the wild can be substantial (§1), and that single-digit accuracy improvements are celebrated by malware analysts [19].

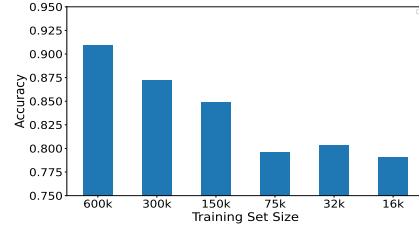


Figure 1: Accuracy when training MalConv [4] on different subsets of the Ember dataset [5].

Takeaway 1: small malware datasets lack heterogeneity, fail to generalize. Across the considered free, small datasets that are sized between 20-75k samples, MalConv’s accuracy spanned only 60-71% relative to a training on the full Ember training dataset (600k).

Takeaway 2: large (proven) malware datasets have important diversity that detectors capitalize on. Figure 1 shows the diminishing accuracy of MalConv when trained on progressively fewer data samples from the Ember dataset. Starting with the full 600K Ember training dataset, accuracy is at 91%. However, accuracy dips below 80% when trained on subsets sized similarly to existing free datasets, e.g., 75k samples and less. These results indicate the data-hungry nature of ML-based malware detectors, and highlight the heterogeneity in data samples in large datasets; we dig deeper into these aspects in the following section.

3 Approach

Our results from Section 2 highlight the inadequacies of small malware datasets relative to the large (commercial) datasets that have supported high accuracies for ML-driven malware detectors in practical settings. However, given the superior attainability of small datasets, our main goal is to determine whether they can be altered to more closely mimic the properties of their larger counterparts and deliver similar efficacy when used to train malware detectors. To do so, we programmatically analyzed the binaries in the large Ember dataset to identify their defining characteristics. We start with representative case studies that illustrate our findings, before describing more general takeaways.

Case study I. Figure 2 shows code snippets from two different malware families in the Ember dataset: the Zenpak malware family, and the Sivis malware family.² The first binary from Zenpak uses a code obfuscation technique called junk code insertion [25]. Junk code is comprised of instructions that are executed but do not affect the externalized output(s) of the program. Here, junk

Zenpak		Sivis	
inc eax	dec eax	nop	inc eax
inc ecx	dec ecx	nop	push edx
inc edx	dec edx	nop	xor edx, edx
inc ebx	dec ebx	xor eax, eax	pop edx
inc esp	dec esp	inc ebx	inc eax
inc ebp	dec ebp	dec ebx	dec eax
inc esi	dec esi	inc ecx	cmp 0x17b8ef93, eax
inc edi	dec edi	dec ecx	jne 0x407033

Figure 2: Code snippets from two malware families in the Ember dataset that exhibit semantics-preserving

²x86 assembly code samples are written in Intel Code transformations.

code manifests as a series of `inc` instructions (line 1-8) that each increment a register’s value, immediately followed by `dec` instructions (lines 9-16) that decrement them.

The binary from Sivils also uses multiple forms of junk code insertion: (1) the `nop` instructions (lines 1-3) which do not trigger any computation or data movement, (2) the interleaved `inc` and `dec` that sequentially alter the same registers (lines 5-8, 13-14), and (3) lines 10-12 which push the value of `edx` onto the stack, set the value of `edx` to 0 using `xor`, and then `pop` the old value of `edx` from the stack and store it back into `edx` (rendering the `xor` operation useless). The Sivils binary embeds another code obfuscation technique called opaque predicates [25], which are (typically) known a priori by a programmer to always evaluate to true or false. This manifests in relation to `eax`. At the start of the snippet, `eax` is definitively set to 0 after the `xor` instruction (line 4). However, at the point of the `cmp` instruction in line 15, the value stored in `eax` is definitively 1 due to the series of `inc` and `dec` operations in the preceding statements. In line 15, since `eax` \neq `0x17b8ef93`, the jump in the following `jne` instruction is always taken.

Case study II. Figure 3 depicts snippets from two sample binaries from the Ember dataset that belong to the same family. Unsurprisingly, the two code snippets are similar at first glance. However, there exist minor differences due to two code obfuscation techniques that they embed. First, each binary uses a `mov` instruction to write data from the data segment into `eax`. However, the data is located in different memory locations across the two versions; the two binaries retrieve the value from `ds:0x470208` and `ds:0x324e88`, respectively. This pattern is also seen in the `lea` instructions where the two binaries use different offsets from the stack base pointer, `ebp`, to retrieve their values. In addition, the two binaries use instruction swapping to reorder instructions (in this case, the `mov` instruction) in a manner that preserves overall semantics.

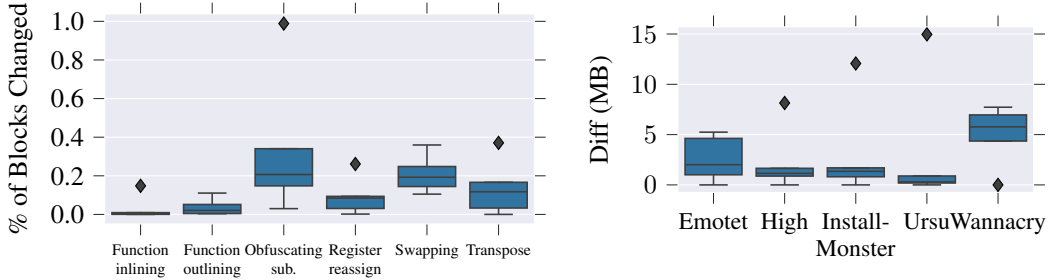
Binary 1

```
push ebx
push esi
mov esi,DWORD PTR [ebp+0x8]
push edi
mov eax,ds:0x470208
push 0x7
pop ecx
lea edi,DWORD PTR [ebp-0x2c]
```

Binary 2

```
mov eax,ds:0x423e88
push ebx
push esi
mov esi,DWORD PTR [ebp+0x8]
push edi
push 0x7
pop ecx
lea edi,DWORD PTR [ebp-0x28]
```

Figure 3: Snippets from two binaries in the same “InstallMonster” family that exhibit minor differences due to code obfuscations.



(a) Percentages of code blocks in Ember’s binaries that are affected by different code transformations.

(b) Pairwise byte diff results between binaries in five representative malware families.

Figure 4: Left shows percentage of code blocks that are mutated by each transformation type. Right the difference in file size for a subset of representative malware families.

Our case studies highlight two main points (which we repeatedly observed across the Ember dataset):

(1) **Semantics-preserving code transformations.** Malware authors routinely alter prior versions of malicious programs using code obfuscation techniques that preserve program behavior. The reason is intuitive: generating malware involves much manual labor and sophisticated code alteration. As malware detectors discern already-deployed malware by recognizing patterns in their code composition or execution regimes (§2), a far less challenging way for malware authors to continue deploying their malicious code is to perform semantics-preserving code transformations. More specifically, these transformations alter that code minimally, so as to preserve its malicious behavior

while deviating from the patterns used to detect its predecessor. Unsurprisingly, we did not observe any remnants of semantics-preserving code transformations in the benign samples that we analyzed.

(2) **Combinations of transformations.** To ensure sufficient differences from detected malware versions, malware authors often resort to performing semantics-preserving transformations, e.g., as in case study II above. This approach is fruitful as such transformations are often (logically) complementary, and the effect of each transformation depends on subtle interactions between the transformation logic and binary code (ranges shown in Figure 4). Additionally, we find that, to further boost diversity with multiple transformations, each obfuscation is not necessarily applied to all possible blocks in a binary, i.e., some binaries exhibited the effects of an obfuscation in all code blocks that it applied to, while others demonstrated the effects in only a fraction of those blocks.

Taking a step back, these observations lead to two implications about the large datasets that have been successfully used for ML-driven malware detection. First, there exist far fewer families of malicious binaries than malicious binaries themselves; the Ember dataset includes 300K malicious binary samples spread across only 332 families. There exist many binary versions per family: there are 287 and 13,951 binaries in the median and 99th percentile families, respectively. Second, the binaries within each family can differ quite substantially depending on the specific transformations that are applied across versions. Figure 4 highlights this property, showing that for subsets of five representative families, the constituent binaries exhibit median pairwise percent differences of 38-99% (which equates to raw differences of 0.8–5.4 MB).

Our approach. The results above motivate a new approach to bolstering the efficacy of the small datasets that practitioners are often restricted to: data augmentation via semantics-preserving transformations. In other words, we aim to grow small datasets by performing different combinations of semantics-preserving code transformations on varying numbers of blocks in the constituent binaries. Doing so mimics the techniques that malware authors use to sidestep malware detectors over time [19], and yield data similar to that in (proven) large datasets. We employ further code transformations done by optimizing compilers to generate new benign binaries. Perhaps more importantly, semantics-preserving transformations provide a direct path to accurately labeling newly generated data without manual effort since pre- and post-transformation binaries will exhibit the same behavior (and thus can safely share labels). §4 describes how our system, MARVOLO, practically realizes this approach.

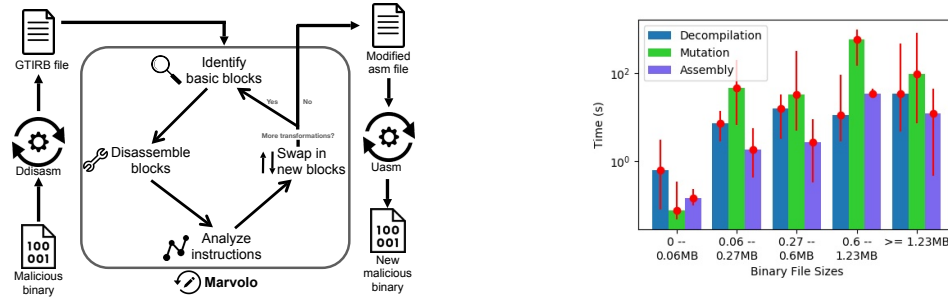


Figure 5: MARVOLO workflow shown in (left), and the breakdown of time spent on each state of the pipeline in (right) for binaries of different sizes. Bars list medians with errors bars for the quartiles.

4 MARVOLO

4.1 Binary rewriting overview

Figure 5 illustrates MARVOLO’s binary mutation process for performing semantics-preserving transformations on a single (malicious) binary. To begin mutation, MARVOLO decompiles existing PE32 binaries using the Ddisasm tool [39] and internally represents the binary as a series of basic instruction (or code) *blocks*.

To operate on (i.e., mutate) instruction blocks, MARVOLO first disassembles each block. The resulting blocks are then passed into the MARVOLO code transformation engine, which (1) selects a set of semantics-preserving code transformations to apply to the binary during a given iteration, (2) analyzes

all blocks to determine which blocks each considered transformation is applicable to, (3) selects the fraction of potential blocks to apply each transformation to, and (4) sequentially carries out the transformations on the selected blocks; §4.2 details this process. After code transformations are complete for a given iteration, MARVOLO then directly swaps out the corresponding (unmodified) blocks with their transformed counterparts and invokes an assembler to get the output binary. This binary is then added to the original dataset and tagged with the same label (i.e., malicious or benign) as the one used during its generation. This end-to-end process repeats multiple times for each binary in the dataset in accordance with a user-specified time or resource budget.

4.2 Code Transformations

MARVOLO currently supports 10 different semantics-preserving code transformations that cover the set of mutations we observed in our analysis of the popular Ember dataset (§3), as well as commonly used code obfuscations [40, 41, 25] and transformation techniques employed by off-the-shelf optimizing compilers [42, 43]. Supported transformations include junk code insertion and instruction swapping (both described in §3), as well as instruction substitution which replaces an instruction with a (more complex) sequence of instructions that is semantically equivalent. To ensure that a modified code block is semantically equivalent to the original block, static analysis is performed after the code transformation is applied. This analysis tracks program reads and writes and determines whether the reads from the registers and memory locations in that basic block would still return the same values after the modification. If a violation occurs from the code transformation, it is reverted and a new transformation is attempted. Appendix A provides a comprehensive overview of the transformations that MARVOLO supports, as well as the logistics to carrying out each one.

MARVOLO’s goal is to generate new versions of input binaries that differ in diverse ways from their originals while adhering to a user-specified time and/or resource budget (which dictates potential parallelism across mutation iterations). The main challenge is that it is difficult to determine, a priori, how a given transformation will alter a given binary – this depends on subtle interactions between the transformation logic and the binary instructions, which collectively dictate how many blocks are applicable for a transformation, and how many instructions will be modified, added, or deleted. Thus, during each mutation iteration, MARVOLO instead opts to randomly select multiple transformations for each mutation iteration and stochastically order them. This follows from our finding that malware authors typically employ multiple transformations together, and that binaries in the same family can differ by (largely) varying amounts (§3).

To further bolster variance across the transformed binaries, MARVOLO varies two parameters across the mutation iterations for each input binary. m specifies the number of transformation iterations to perform on each binary, and c governs the fraction of blocks to mutate in each iteration. MARVOLO maintains a running list of parameter values used for a given binary and selects subsequent values to maximize diversity, i.e., maximizing the distance from all previously used values. Note that the overarching time budget takes precedence over per-binary parameter values; to enforce this, MARVOLO round robins through the input binaries, performing one mutation iteration on each one, and circling back to fulfill the selected m per binary only if time permits.

4.3 Optimizations for Practicality

Sources of inefficiency. Binary mutation of a single executable with MARVOLO (as described thus far) can be broken down into 3 stages: (1) invoking Ddisasm on the binary (*decompilation*), (2) carrying out semantics-preserving code transformations (*mutation*), and (3) generating the output binary (*reassembly*). We profiled the runtime of each stage by passing 3K random binaries from Ember through MARVOLO.

As shown in Figure 5, all three stages consume substantial time: median values for the three stages across binary sizes are 0.6–33, 0.1–585, and 0.1–34 seconds, respectively. We additionally observed that per-stage delays grow as binary sizes grow and span upwards of 460, 961, and 44 seconds. Accordingly, aiming to even perform a single mutation iteration on each binary in existing small datasets (which would not fully bridge the size gap with large datasets) could take up to several thousand hours! The associated resource costs would forego the savings that practitioners reap by not purchasing existing large datasets. Instead, MARVOLO embeds the following two optimizations to

boost MARVOLO’s utility for a given time budget; we evaluate the effectiveness of each one in §5, and provide more details in Appendix B.

(1) **Code similarity clustering.** A clustering strategy to group binaries based on their compositions. Only a single binary per cluster is operated on, and the resulting code blocks are rapidly (but safely, from a semantics perspective) dropped into the other binaries in the same cluster. This approach circumvents costly operations for all-but-one binary per cluster, while preserving diverse interactions between code alterations and other sections in each binary.

(2) **Intermediate binary generation.** A technique to increase the number of diverse binaries output from each pass through the pipeline. The main difficulty is that it is difficult to (efficiently) determine, a priori, the effects that a transformation will have on a given binary’s code blocks. Thus, MARVOLO opts for a dynamic approach, whereby a lightweight runtime check determines the efficacy of outputting a binary – based on code discrepancies from the original and previously output versions – after each transformation that is performed in a pipeline pass.

5 Evaluation

To evaluate MARVOLO, we used the recent MalConv CNN-powered malware detector [4]. For context, MalConv’s model spans 5 layers, with an embedding layer that maps bytes to vectors, and then a series of convolutional and recurrent layers. Our experiments consider 2 main datasets: (1) the high-accuracy commercial Ember dataset that includes 1.1M samples (800K after removing ill-formed binaries), and (2) the small-scale (free) Brazilian malware dataset [17] with 50K samples. Given the realism of Ember observed by researchers and practitioners, we use its test set, which consists of 200K benign and malicious samples, directly to reflect malware detection scenarios in the wild. For training, we consider a subset of the 600K-sample Ember training dataset, as well as the full Brazilian dataset; we train a separate MalConv model for each case. Our subsets consist of 10-30K samples, which is consistent with the dataset sizes that many malware research groups currently work with [44]. While we would have preferred to experiment with augmenting more datasets, we are constrained since many existing datasets do not contain raw binaries as mentioned in 2.

For each dataset, we train MalConv to convergence, routinely around 5 epochs. Training involves first collecting (converged) “pre-trained” weights on the original training dataset, and then running an additional training round (5 epochs) with the augmented dataset that MARVOLO generates. All training was performed on an NVIDIA PH402 with two P100s 32GB. Unless otherwise noted, MARVOLO employs combinations of all 10 of its supported transformations and generates a set of mutated binaries (split evenly across malicious and benign files); the description of each experiment specifies the number of those mutated samples considered during retraining. Accuracy is reported as the percentage of correct labels (i.e., benign or malicious) output by MalConv. We run each experiment four times and report on the distributions.

5.1 Overall Accuracy Improvements

Figure 6a shows the accuracy improvements that MARVOLO brings to MalConv when augmenting the Ember training dataset with different numbers of mutated samples (ranging from 3-12K). Accuracy improvements range from 1–5% atop the baseline accuracy of 61.3% achieved when considering the unmodified Ember dataset alone. Perhaps more importantly, these results highlight that accuracy improvements typically come quickly, while operating on only a small number of binaries, e.g., adding only 3K and 6K mutated samples to the dataset delivers 3.5% and 5% of accuracy boosts, respectively. The reason is that MARVOLO’s efficiency-centric optimizations promote rapid diversity amongst the generated samples, which in turn enable MalConv to quickly strike a desirable balance between (1) learning to detect obfuscation patterns, while (2) not overfitting to mutated samples. Results on the smaller Brazilian malware dataset [17] were comparable: adding 2K mutated files delivered median accuracy improvements of 2% (atop the 61% without MARVOLO).

Further analysis reveals that a key driver of the overall accuracy wins delivered by MARVOLO are improvements on test samples from *previously unseen* malware families, i.e., families that did not appear in the training dataset. Recall from §2 that such samples are the ones which static analysis and small-scale ML approaches typically struggle to generalize to. Figure 6b illustrates this, showing that MARVOLO’s accuracy boosts on only the subset of test binaries that were not seen during training are

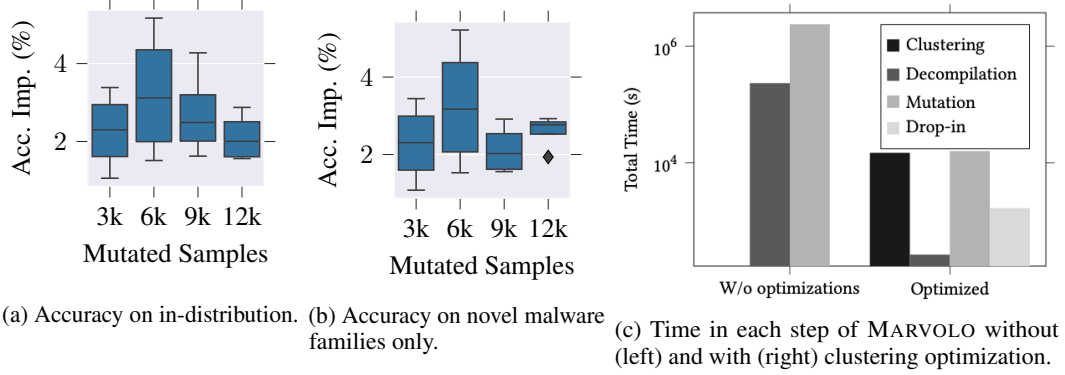


Figure 6: Results of MARVOLO augmented training when testing on in-distribution data from Ember (a), novel malware families not seen in training (b). In addition the impact of our augmentations are shown in (c) and result in a two order of magnitude speedup to create the augmented training samples.

Figure 7: MARVOLO accuracy and pipeline optimization improvements

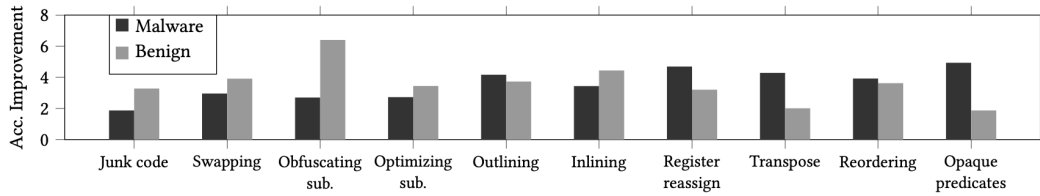


Figure 8: MalConv’s accuracy improvements when using a version of MARVOLO that only performs a single type of semantics-preserving code transformation during mutation. Results are for adding 1K mutated samples in each case to the Ember dataset.

on par with the wins on the complete test set (1–5%). The underlying reason for these improvements is that code transformations provide a discernible pattern for MalConv to link across diverse binaries in different families. In light of these results, we provide further analysis of MARVOLO in Appendix C.

5.2 Pipeline Optimization Improvements

Recall from §4 that MARVOLO embeds two optimizations to tackle the overheads in the mutation process revealed in our profiling results. We profiled two runs of MARVOLO’s mutation pipeline, one with the two optimizations enabled, and one without them. Each pipeline was used to generate 3K mutated samples, and we note that the MalConv models trained on these mutated samples (atop the Ember dataset) delivered accuracy within 1% of one another.

Figure 6c shows the total time spent (i.e., to generate all 3K mutated samples) in each MARVOLO pipeline stage across these two variants. Overall, the optimized version of MARVOLO runs $79\times$ faster to generate 3K mutated samples of similar efficacy (given the near-identical MalConv performance across the two cases noted above). Speedups are primarily from the lower decompilation and mutation/reassembly costs, which in turn are due to running only a single binary per cluster through the pipeline (85% fewer binaries), with each run yielding a larger number of mutated samples. These drastic drops dwarf the drop-in overheads used to mix (altered) code and data blocks, and the slight (blocking) overhead of performing clustering prior to mutation; note that clustering overheads are paid once and steadily decrease in relative importance as the target number of mutated samples grows.

6 Conclusion

MARVOLO is a data augmentation engine that boosts the efficacy of the malware datasets that practitioners commonly are restricted to by performing semantics-preserving code transformations on the constituent binaries. To the best of our knowledge, we are the first to leverage insights from a deep-

diverse analysis of existing malware datasets to apply meaningful data augmentation to the domain of malware detection. Key to MARVOLO’s practicality are its ability to (safely) propagate labels across input and output binary samples, and its optimizations to boost the number of fruitful (i.e., diverse and representative) data samples generated within a fixed time budget. Experiments using commercial malware datasets and a recent ML-driven malware detector show that MARVOLO boosts accuracies by up to 5%, while operating on only 15% of the available binaries (mutation speedups of $79\times$).

References

- [1] T. Z. Tebogo Mokoena, “Malware analysis and detection in enterprise systems,” in *IPSA/IUCC*, 2017.
- [2] E. Raff and C. Nicholas, “A survey of machine learning methods and challenges for windows malware classification,” in *ML-RSA*, 2020.
- [3] M. Krcal, O. Svec, O. Jasek, and M. Balek, “Deep convolutional malware classifiers can learn from raw executables and labels only,” in *ICLRW*, 2018.
- [4] E. Raff, J. Barker, J. Sylvester, R. Brandon, B. Catanzaro, and C. Nicholas, “Malware Detection by Eating a Whole EXE,” *arXiv preprint arXiv:1710.09435*, oct 2017. [Online]. Available: <http://arxiv.org/abs/1710.09435>
- [5] H. S. Anderson and P. Roth, “EMBER: An Open Dataset for Training Static PE Malware Machine Learning Models,” in *arXiv 1804.04637*, 2018.
- [6] J. Z. Kolter and M. A. Maloof, “Learning to detect malicious executables in the wild,” in *ACM SIGKDD*, 2004.
- [7] “Malware detection using statistical analysis of byte-level file content.” ACM Press, 2009, pp. 23–31. [Online]. Available: <http://portal.acm.org/citation.cfm?doid=1599272.1599278>
- [8] Y. Ye, D. Wang, T. Li, and D. Ye, “IMDS: Intelligent Malware Detection System,” in *ACM SIGKDD*, 2007, pp. 1043–1047.
- [9] Y. Fan, S. Hou, Y. Zhang, Y. Ye, and M. Abdulhayoglu, “Gotcha - Sly Malware! Scorpion: A Meta-graph2vec Based Malware Detection System,” in *ACM SIGKDD*, 2018, pp. 253–262.
- [10] A. Tamersoy, K. Roundy, and D. H. Chau, “Guilt by Association: Large Scale Malware Detection by Mining File-relation Graphs,” in *ACM SIGKDD*, 2014, pp. 1524–1533.
- [11] M. Bozorgi, L. K. Saul, S. Savage, and G. M. Voelker, “Beyond Heuristics: Learning to Classify Vulnerabilities and Predict Exploits,” in *ACM SIGKDD*, 2010, pp. 105–114.
- [12] Y. Ye, T. Li, S. Zhu, W. Zhuang, E. Tas, U. Gupta, and M. Abdulhayoglu, “Combining File Content and File Relations for Cloud Based Malware Detection,” in *ACM SIGKDD*, 2011, pp. 222–230.
- [13] Y. Ye, T. Li, Y. Chen, and Q. Jiang, “Automatic Malware Categorization Using Cluster Ensemble,” in *ACM SIGKDD*, 2010, pp. 95–104.
- [14] E. Raff and C. Nicholas, “An Alternative to NCD for Large Sequences, Lempel-Ziv Jaccard Distance,” in *ACM SIGKDD*, 2017, pp. 1007–1015.
- [15] R. Harang and E. M. Rudd, “Sorel-20m: A large scale benchmark dataset for malicious pe detection,” 2020.
- [16] R. J. Joyce, D. Amlani, C. Nicholas, and E. Raff, “MOTIF: A Large Malware Reference Dataset with Ground Truth Family Labels,” in *The AAAI-22 Workshop on Artificial Intelligence for Cyber Security (AICS)*, 2022. [Online]. Available: <https://github.com/boozallen/MOTIF>
- [17] F. Ceschin, F. Pinagé, M. Castilho, D. Menotti, L. S. Oliveira, and A. Grégio, “The Need for Speed: An Analysis of Brazilian Malware Classifiers,” in *IEEE Security & Privacy*, 2018.
- [18] R. Ronen, M. Radu, C. Feurstein, E. Yom-Tov, and M. Ahmadi, “Microsoft Malware Classification Challenge,” in *arXiv 1802.10135*, 2018.
- [19] “Labs Report at RSA: Evasive Malware’s Gone Mainstream,” <https://bit.ly/3p2IH5G>, 2021, accessed: 2021-10-07.
- [20] A. Krizhevsky, I. Sutskever, and G. E. Hinton, “Imagenet classification with deep convolutional neural networks,” in *NeurIPS*, 2012.

- [21] Shorten, C. and Khoshgoftaar, T.M., “A survey on image data augmentation for deep learning,” in *Journal of Big Data*, 2019.
- [22] S. Zhao, Z. Liu, J. Lin, J.-Y. Zhu, and S. Han, “Differentiable augmentation for data-efficient gan training,” in *NeurIPS*, 2020.
- [23] D. Votipka, S. M. Rabin, K. Micinski, J. S. Foster, and M. M. Mazurek, “An Observational Investigation of Reverse Engineers’ Processes,” in *USENIX Security*, 2020.
- [24] O. A. Abedelaziz Mohaisen, “Unveiling Zeus: Automated Classification of Malware Samples,” in *WWW Companion*, 2013.
- [25] I. You and K. Yim, “Malware obfuscation techniques: A brief survey,” in *BWCCA*, 2010.
- [26] J. M. d. R. Niall McLaughlin, “Data augmentation for opcode sequence based malware detection,” in *arXiv 2106.11821*, 2021.
- [27] K. Z. Jason Wei, “Eda: Easy data augmentation techniques for boosting performance on text classification tasks,” in *IJCNLP*, 2020.
- [28] Ferhat Ozgur Catak, Javed Ahmed, Kevser Sahinbas, Zahid Hussain Khand, “Data augmentation based malware detection using convolutional neural networks,” in *PeerJ Computer Science*, 2021.
- [29] “Portable Executable,” https://en.wikipedia.org/wiki/Executable_and_Linkable_Format, 2021, accessed: 2021-10-05.
- [30] “Ghidra software reverse engineering framework,” <https://ghidra-sre.org/>, 2021, accessed: 2021-09-28.
- [31] “Yara: The pattern matching swiss knife for malware researchers (and everyone else),” <http://virustotal.github.io/yara/>, 2021, accessed: 2021-08-07.
- [32] S. Jamalpur, Y. Sai Navya, P. Raja, G. Tagore, and G. Rama Koteswara Rao, “Dynamic malware analysis using cuckoo sandbox,” in *IEEE ICICCT*, 2018.
- [33] E. Raff, R. Zak, G. L. Munoz, W. Fleming, H. S. Anderson, B. Filar, C. Nicholas, and J. Holt, “Automatic yara rule generation using biclustering,” in *ACM CCS AISec*, 2020.
- [34] D. Votipka, S. M. Rabin, K. Micinski, J. S. Foster, and M. M. Mazurek, “An Observational Investigation of Reverse Engineers’ Processes,” in *USENIX Security Symposium*, 2019.
- [35] Ri Or-meir, Nir Nissim, Yuval Elovici, Lior Rokach, “Dynamic malware analysis in the modern era—a state of the art survey,” in *ACM Computing Survey* 52, 5, Article 88), 2018.
- [36] A. T. Nguyen, E. Raff, and A. Sant-Miller, “Would a file by any other name seem as malicious?” in *IEEE Big Data*, 2019.
- [37] Huang, W., and Stokes, J. W., “Mt-Net: A Multi-Task Neural Network for Dynamic Malware Classification,” in *DIMVA*, 2016, pp. 6528–6537.
- [38] N. Bhagat and B. Arora, “Intrusion detection using honeypots,” in *PDGC*, 2018.
- [39] A. Flores-Montoya and E. Schulte, “Datalog Disassembly,” in *29th USENIX Security Symposium*, 2020.
- [40] P. Junod, J. Rinaldini, J. Wehrli, and J. Michielin, “Obfuscator-LLVM — Software Protection for the Masses,” in *SPRO*, 2015.
- [41] “The tigress diversifying c virtualizer,” <https://tigress.wtf/>, 2021, accessed: 2021-08-28.
- [42] Alfred V. Aho, Monica S. Lam, Ravi Sethi, and Jeffrey D. Ullman, “Compilers: Principles, Techniques, and Tools,” 1986.
- [43] “Code obfuscation,” https://en.wikibooks.org/wiki/X86_Disassembly/Code_Obfuscation, 2021, accessed: 2021-08-20.
- [44] Michael R. Smith, Nicholas T. Johnson, Joe B. Ingram, Armida J. Carbajal, Bridget I. Haus, Eva Domschot, Ramyaa Ramyaa, Christopher C. Lamb, Stephen J. Verzi, W. Philip Kegelmeyer, “Mind the Gap: On Bridging the Semantic Gap between Machine Learning and Malware Analysis,” in *ACM CCS AISec*, 2020.
- [45] R. Wartell, Y. Zhou, K. W. Hanlen, M. Kantarcioglu, and B. Thuraisingham, “Differentiating code from data in x86 binaries,” in *ECML PKDD*, 2011.
- [46] A. H. Ibrahim, M. B. Abdelhalim, H. Hussein, and A. Fahmy, “Analysis of x86 instruction set usage for windows 7 applications,” in *International Conference on Computer Technologies and Development*, 2011.

A MARVOLO’s Code Transformations

Junk code insertion. Insert instructions into the binary that don’t alter the output of the program upon being executed. These instructions may change the state of the program (e.g., register values and memory) but reverse the changes before progressing to subsequent instructions. The simplest form of this transformation that we implement is the insertion of nop instructions. We also generate semantic nops which consist of pushing values onto the stack, performing arithmetic and logical operations, and then popping the values off once they’re completed. We augment this with additional instructions that also read and write to memory. In the following semantic nop

```
push eax
inc eax
or  eax, 0x1c
add eax, dword ptr [esp - 0x34]
not eax
pop  eax
```

the `eax` register is first pushed to the stack. Then arithmetic and bitwise operations are performed on `eax`. Lastly, the old value of `eax` is popped from the stack and written back into `eax`; since the value of `eax` is not written elsewhere prior to `pop eax`, the computations are effectively useless.

Register reassignment. Changes the names of the variables or registers. Identify a live register, `rX`, within a basic block and replace it with a new register, `rY`, that is unused within the block. The value of `rY` is first pushed onto the stack and is then written with the value stored in `rX`. After computations are performed on `rY`, it is written to `rX` and the original value of `rY` is popped and written back to `rY`.

Function inlining. Identify functions and every time they are invoked, replace the `call` instructions with the bodies of the identified functions. In our implementation, we solely focus on functions with straight-line code. Function inlining is a common compiler optimization used to reduce the overhead of invoking a function and to make basic blocks more amenable to subsequent optimizations.

Function outlining. Identify straight-line instructions within the current basic block and generate a new function with those instructions. Replace the original instructions with a `call` instruction to the newly-generated function. This is a compiler optimization for reducing code size.

Obfuscating Instruction substitution. Replace an instruction with a semantically equivalent sequence of new instructions. We currently support over 30 substitutions. We add simple substitutions such as changing `add rX, 1` to `sub rX, -1`. We adopt further instruction substitutions, including many implemented in LLVM Obfuscator [40]. These substitutions are mostly comprised of more complex bitwise and arithmetic instructions. For instance, MARVOLO would replace the instruction `or eax, 0x4711` with

```
push esi
push edi
mov esi, eax
mov edi, 0x4711
and eax, edi
xor esi, edi
or  eax, esi
pop  edi
pop  esi
```

The transformation is effectively replacing $a = b|c$ with $a = (b \& c)|(b \oplus c)$.

Optimizing instruction substitution. Replace an instruction with an equivalent instruction that optimizing compilers often emit [43]. While these instructions are often times not as intuitive as their more straightforward counterparts, they are faster to execute. For instance, `mov rX, 0` is often times changed to `xor rX, rX`. Another instance is substituting arithmetic instructions, such as `add`, with `lea` instructions. Applying this transformation more broadly captures the range of programs that can be produced by different compiler toolchains and options.

Code transposition. This transformation reorders a sequence of instructions that changes the appearance of the code without altering the behavior [25]. MARVOLO implements code transformation by dividing a basic block into smaller slices. Then these slices are rearranged in a different order and are each appended with an unconditional `jmp` instruction to ensure that the original execution order of the initial basic block is preserved.

Instruction swapping. As another form of code transposition, we take 2 instructions and swap their positions. While this transformation does not significantly affect the readability of the code, it is used by malware authors to evade anti-virus scanners. To ensure that the transformation preserves semantics, analysis is performed to check that the swap doesn’t violate any computational dependencies. We check that each of the destination registers for the instructions aren’t used as a source register for other instructions. We also check that any source registers used by the two instructions aren’t written to. Below we demonstrate an example; the left side shows the original program and the right side shows the modified program after the add and sub instructions had been swapped.

<u>Original</u>	<u>Mutated</u>
add eax, ebx	sub ecx, 0x7c21
sub ecx, 0x7c21	add eax, ebx
ret	ret

On the other hand, the program

```
mov eax, 0x1af3
add ecx, eax
```

is not amenable to swapping since the add instruction would not use the updated value in eax after the mov instruction.

Opaque predicate insertion. Opaque predicates are predicates that always evaluate to true or false and are known a priori the programmer. While opaque predicates evaluate to the same value under all inputs, they are still evaluated during runtime. To represent the instances where code and data are interleaved within a binary [45], we generate a sequence of randomly-generated bytes following the opaque predicate. An unconditional jmp instruction is inserted so that these generated bytes are not executed and the next instructions within the program are run. Opaque predicates are commonly inserted by code obfuscators. [40].

Function reordering. Functions are moved to different positions throughout the binary. This transformation drastically changes the appearance of the binary without adding new instructions or removing existing ones.

B MARVOLO Optimizations

Code similarity clustering. To reduce the number of binaries passed through the mutation pipeline, MARVOLO employs a clustering strategy to group binaries together based on their compositions (and thus, their interactions with the pipeline). Efficiency wins come from passing only a single binary per cluster through the pipeline. Intuitively, the goal for clustering is thus to maximize cluster sizes without masking differences between the binaries in the dataset.

Unfortunately, the straightforward clustering strategy of grouping binaries based on byte similarity (i.e., cluster binaries whose byte-level differences are smaller than a pre-determined threshold) are ill-suited for our task. The reason is that, even malicious binaries within the same family that exhibit identical .text and .data sections may have vast byte-level differences (upwards of tens of thousands of bytes). Though massive, these differences do not alter the overall behavior of the binary, and thus should not map binaries to different clusters. Yet unearthing such insights requires passing the binary through costly decompilation, foregoing many savings.

Instead, MARVOLO leverages our finding that, within a malware family, it is not uncommon for multiple binaries to have equivalent code sections; note that these binaries commonly differ in their .data and .rsrc sections – we discuss this below. Since MARVOLO only performs code transformations, these are the only portions of the binary that MARVOLO modifies; it is thus redundant to send binaries with identical .text sections through MARVOLO’s pipeline. Consequently, MARVOLO operates on only a single binary per observed code section. For each generated mutated version of the binary, MARVOLO performs drop-in replacement (i.e., avoiding costly decompilation and reassembly) of the transformed code section with other binaries in the same cluster; memory location offsets are quickly updated in each affected binary. In effect, this rapidly simulates the process of passing all binaries in a cluster through the end-to-end pipeline.

Note that modifying `.data` and `.rsrc` sections in a binary may not deliver semantic equivalence. In contrast to semantics-preserving code transformations that guarantee equivalent behavior across program inputs, data-level modifications can alter the taken control flows in a program, resulting in different externalized values. In light of this, MARVOLO only performs drop-in replacement for binaries in the same cluster, i.e., that have identical code sections to the one which passed through the mutation pipeline. This ensures that code-data relationships are unchanged since the same control flows would be traversed during binary execution, which in turn ensures safety in propagating labels to newly generated binaries.

Intermediate binary generation. The goal of MARVOLO’s second optimization is to maximize the useful binaries output during each pass through the mutation pipeline. Recall that, for each input binary, MARVOLO’s pipeline (as described thus far) selects and performs a series of transformations to generate a single mutated binary. Thus, a simple approach to increase pipeline outputs for a given run would be to output a mutated binary after each successive transformation is performed. The issue is that the generated binaries will only differ by a single transformation pass and thus will likely fail to deliver the heterogeneity seen in large datasets; recall from §3 that malware authors commonly use multiple transformations to ensure substantial differences from the original malware binaries. Instead, we must ensure that the generated binaries diverge substantially from one another.

The challenge is that it is difficult to know a priori how many bytes a transformation will change in a given binary (§4.2). To handle this, MARVOLO employs a lightweight runtime check after each transformation is applied to determine whether the code changes performed up until that point are comprehensive enough to warrant a new binary generation (and thus assembly). Logically, the runtime checks compare byte-level diffs between the current binary version, the original, and those output after prior transformations; if all values exceed a pre-set threshold, MARVOLO deems the current binary worthy of costly assembly (and thus, a new sample in the dataset).³ To ensure that discrepancies only pertain to behavior-affecting portions of the binary without requiring costly assembly and binary-wise diffs (which we find can consume tens of seconds), MARVOLO approximates this behavior by tracking the number of code blocks affected after each step (scaled based on the inherent intrusion level of the applied transformation [46]).

C Analyzing MARVOLO

Importance of number of binaries mutated. Figures 6a and 6b show MARVOLO’s performance as the number of added mutated binaries changes. As discussed, the benefits from MARVOLO’s mutations come early from the perspective that most accuracy wins can be realized by using only a small fraction of the overall dataset as input; we observe this trend over multiple datasets of different sizes. More generally, however, MARVOLO’s performance with regards to input size is collectively governed by two factors – (1) the overall dataset size, and (2) the number of input samples – that influence the relationship between the utility of malware detection insights from newly added (mutated) samples and the risk of overfitting. Intuitively, larger datasets require larger numbers of mutated samples to reap benefits because they already exhibit a sufficient amount of heterogeneity (as shown in Figure 1), and they are also far less susceptible to overfitting (as the weight of each added sample is relatively smaller).

Importance of different transformations. To study the effect that each of MARVOLO’s ten code transformations have on accuracy improvements, for each transformation (in isolation), we generated two sets of 1K mutated samples: one where all mutated samples were benign, and one where all mutated samples were malicious. Figure 8 shows the accuracy improvements for MalConv running on the Ember dataset plus each of the 20 mutated datasets (one at a time). For benign files, instruction swapping, obfuscating substitutions, and function inlining yielded the largest accuracy wins, with 4%, 6%, and 4% performance gains, respectively. For malicious files, register reassignment, code transposition, and opaque predicate insertion were the most fruitful with 5%, 4%, and 5% performance gains, respectively. The reason is that the latter trio of transformations are more invasive (i.e., they lead to larger code alterations and resultant diffs), and are hence more often applied by malware authors to circumvent recently employed detection patterns.

³While most binaries within a family have significant differences, some exhibit only minor differences between one another. Thus, MARVOLO occasionally (10% of the time, by default) outputs binary versions even if the diff threshold has not been exceeded.

Further, our results in Section 3 highlight that malware authors not only use many different kinds of code transformations, but also diverse combinations of them. Thus, MARVOLO currently opts for a general randomized selection of transformations and combinations during mutation. However, to make the most use of (limited) compute resources, a practitioner could identify which code transformations are present in the samples that they already have, and focus the augmentation process on under-represented ones.

Using MARVOLO. Indeed MARVOLO is intended to complement existing ML-driven malware detectors and we do not propose changing hyperparameters but we recommend keeping the hyperparameter-tuning methodology the same after data augmentation. Beyond these hyperparameters, we note two additional considerations:

1. **Input selection.** MARVOLO performs best when presented with inputs comprising a diverse set of binaries that differ (as the dataset allows) in family and composition, e.g., binaries with large fractions of differing code portions. Doing so aids malware detectors in identifying the underlying transformations (injected by MARVOLO) across wider-ranging contexts. Further, as noted above, MARVOLO must balance generating sufficient mutated samples to boost heterogeneity in training datasets, while avoiding overfitting to those samples. Our current implementation leverages that accuracy boosts come early (i.e., with few samples) and overfitting occurs soon after, motivating an iterative process starting with only a small number of samples.
2. **Transformation selection.** Our results in Section 3 highlight that malware authors not only use many different kinds of code transformations, but also diverse combinations of them. Thus, MARVOLO opts for a general randomized selection of transformations and combinations during mutation. However, to make the most use of (limited) compute resources, a practitioner could identify which code transformations are present in the samples that they already have, and focus the augmentation process on under-represented ones.