

Entanglement Negativity and Defect Extremal Surface

Yilu Shao¹, Ma-Ke Yuan¹, Yang Zhou^{1,2*}

¹ Department of Physics and Center for Field Theory and Particle Physics,
Fudan University, Shanghai 200433, China

² Peng Huanwu Center for Fundamental Theory, Hefei, Anhui 230026, China
* yang_zhou@fudan.edu.cn

March 18, 2024

Abstract

We study entanglement negativity for evaporating black hole based on the holographic model with defect brane. We introduce a defect extremal surface formula for entanglement negativity. Based on partial reduction, we show the equivalence between defect extremal surface formula and island formula for entanglement negativity in $\text{AdS}_3/\text{BCFT}_2$. Extending the study to the model of eternal black hole plus CFT bath, we find that black hole-black hole negativity decreases until vanishing, left black hole-left radiation negativity is always a constant, radiation-radiation negativity increases and then saturates at a time later than Page time. In all the time dependent cases, defect extremal surface formula agrees with island formula.

Contents

1	Introduction	2
2	Review of entanglement negativity in CFT_2	3
2.1	Replica trick for entanglement negativity	4
2.2	Examples of entanglement negativity in CFT_2	5
3	Holographic results and island formula	7
3.1	Holographic computation of entanglement negativity	7
3.2	Island formula for entanglement negativity	8
4	Holographic BCFT model with bulk defect	9
5	Entanglement negativity on bulk defect	11
5.1	Single interval $[0, y]$ on the brane	11
5.2	Single interval $[y_1, y_2]$ on the brane	12
5.3	Adjacent intervals $[y_1, y_2]$ and $[y_2, \infty]$ on the brane	13
5.4	Adjacent intervals $[0, y_2]$ and $[y_2, y_3]$ on the brane	14
6	Defect extremal surface for entanglement negativity	14

6.1	DES: the proposal	15
6.2	Single interval $[0, u]$	15
6.2.1	DES result	15
6.2.2	Island result	16
6.3	Single interval $[u_1, u_2]$	17
6.3.1	DES result	17
6.3.2	Island result	18
6.4	Adjacent intervals $[0, u_2]$ and $[u_2, v_2]$	19
6.4.1	DES result	19
6.4.2	Island result	20
7	Time dependent entanglement negativity in 2d eternal black hole	20
7.1	Review of the 2d eternal black hole system	20
7.2	The entanglement negativity between black hole interiors	22
7.2.1	Bulk description	22
7.2.2	Boundary description	23
7.2.3	Time evolution	24
7.3	The entanglement negativity between left radiation and left black hole	25
7.3.1	Bulk description	25
7.3.2	Boundary description	26
7.3.3	Time evolution	27
7.4	The entanglement negativity between radiation and radiation	27
7.4.1	Bulk description	28
7.4.2	Boundary description	30
7.4.3	Time evolution	32
8	Conclusions and discussions	33
A	The OPE coefficient	34
B	Four-point (six-point) function at large c limit	35
C	The length formula of L_2	37
D	The length formula of L_5	40
	References	41

1 Introduction

Significant progress has been made in recent understanding of black hole information paradox [1, 2, 3]. In particular the island formula for the radiation gives Page curve [28, 29, 30] and therefore maintains unitarity. The development relies on the quantum extremal surface formula (QES formula) for the fine grained entropy, which was inspired from the quantum

corrected Ryu-Takayanagi formula (RT formula) in computing holographic entanglement entropy [33, 34, 35]. While most of the recent studies have been centered on the von Neumann entropy, we need more detailed information about the quantum state, such as more general entanglement structures, to fully understand the black hole information problem. von Neumann entropy is a unique measure characterizing entanglement between two subsystems A and B for a pure state ψ_{AB} . In this paper we want to study the entanglement between two subsystems in a mixed state. In particular we study entanglement negativity in an evaporating black hole with its Hawking radiation. There are several motivations to do so: First, the entire state of black hole and radiation is not always pure. Second, understanding the rich entanglement structures between subsystems of radiation is probably the key to understand how information escapes from the black hole.

As the analogy of von Neumann entropy for pure states, entanglement negativity is an important measure of entanglement in generally mixed states [4, 5]. The calculation of entanglement negativity in conformal field theories has been developed via the replica trick in [6, 7, 8, 9]. The behavior of entanglement negativity was analysed in quantum many body systems [11, 12, 14, 16, 17, 10, 15, 13, 55, 56, 19, 20, 18] and in topological field theories [21, 22, 23, 24, 25]. The entanglement negativity in large central charge limit (large c limit) was explored in [51]. Several attempts have been made to understand the holographic dual of entanglement negativity. In $\text{AdS}_3/\text{CFT}_2$, the lesson is that for two adjacent intervals, the holographic dual of entanglement negativity is given by the entanglement wedge cross section (times a constant factor).¹ Based on this, the quantum corrected holographic entanglement negativity and the island formula can be conjectured straightforwardly following the generalizations of holographic entanglement entropy [40, 38].

In this paper we propose defect extremal surface formula (DES formula) for entanglement negativity in holographic models with defects. Defect extremal surface is defined by extremizing the RT formula corrected by the quantum defect theory [46]. This is interesting when the AdS bulk contains a defect brane or string. The DES formula for entanglement negativity is a mixed state generalization of that for entanglement entropy. Based on a decomposition procedure of an AdS bulk with a brane, we demonstrate in this paper the equivalence between DES formula and island formula for negativity in $\text{AdS}_3/\text{BCFT}_2$. We also compute the evolution of entanglement negativity in evaporating black hole model and find that DES formula agrees with island formula.

Note added. While this paper is in completion, we get to know the preprint [72] in arXiv, which has some overlap with this paper.

2 Review of entanglement negativity in CFT_2

Entanglement negativity, or more precisely logarithmic negativity, is a mixed state entanglement measure derived from the positive partial transpose criterion for the separability of mixed states. It can be defined as taking the trace norm of the partial transposed density matrix.

For a bipartite system, the partial transpose ρ_{AB}^T of a density matrix ρ_{AB} is defined by

¹There is also an alternative proposal given by mutual information times a constant factor [62].

transposing only one part of the system, namely

$$\langle i_A, j_B | \rho_{AB}^{T_B} | k_A, l_B \rangle = \langle i_A, l_B | \rho_{AB} | k_A, j_B \rangle , \quad (1)$$

where i_A, j_B, k_A, l_B are bases of $\mathcal{H}_{A,B}$ (the Hilbert space of subsystems A, B), and the entanglement negativity is then defined as

$$\mathcal{E}(A : B) = \mathcal{E}(\rho_{AB}) \equiv \log \left| \rho_{AB}^{T_B} \right|_1 , \quad (2)$$

where $|\mathcal{O}|_1 = \text{Tr} \sqrt{\mathcal{O}\mathcal{O}^\dagger}$ is the trace norm.

2.1 Replica trick for entanglement negativity

It is possible to calculate entanglement negativity in $(1+1)$ d quantum field theories in analogy with the entanglement entropy by the replica trick.

The trace norm of partial transposed density matrix can be written in terms of its eigenvalues

$$\text{Tr} \left| \rho^{T_B} \right| = 1 + 2 \sum_{\lambda_i < 0} |\lambda_i| . \quad (3)$$

Thus the integer power of the partial transposed density matrix

$$\text{Tr} \left(\rho^{T_B} \right)^n = \sum_i \lambda_i^n \quad (4)$$

depends on the parity of n . Denoting $n_e = 2m$ and $n_o = 2m + 1$ for some integer m , the analytic continuation with n_e and n_o will lead to different results. If we take $n_e \rightarrow 1$, we get our desired result of $\text{Tr} \left| \rho^{T_B} \right|$. If we take $n_o \rightarrow 1$, it only recovers the normalization $\text{Tr} \rho^{T_B} = 1$. This means that the correct way to perform analytic continuation is to consider the even sequence $n_e \rightarrow 1$, i.e.

$$\mathcal{E} = \lim_{n_e \rightarrow 1} \log \text{Tr} \left(\rho^{T_B} \right)^{n_e} . \quad (5)$$

To compute (5), we can use the replica trick introduced in [6]. Consider the system $AB = A \cup B$ made of two disjoint intervals $[u_1, v_1] \cup [u_2, v_2]$. Sewing n copies of the original system along the branch cut representing subsystems A and B forms a n -sheet Riemann surface. The trace of the n -th power of the density matrix $\text{Tr} \rho_{AB}^n$ is the partition function $Z_n / (Z_1)^n$ on this n -sheet Riemann surface, with Z_1 the partition function of one copy of the original system.

The trace of the n -th power of the density matrix can also be written in terms of branch point twist fields as

$$\text{Tr} \rho_{AB}^n = \langle \mathcal{T}_n(u_1) \bar{\mathcal{T}}_n(v_1) \mathcal{T}_n(u_2) \bar{\mathcal{T}}_n(v_2) \rangle , \quad (6)$$

where \mathcal{T}_n and $\bar{\mathcal{T}}_n$ are branch point twist fields with different boundary conditions.

Taking partial transpose of the density matrix ρ_{AB} with respect to the second interval B corresponds to the exchange of row and column indices in B . In the path integral representation, this is equivalent to interchanging the upper and lower edges of the second branch cut in ρ_{AB} . This interchange can be regarded as reversing the order of the column and row indices in the subsystem B .

Therefore, $\text{Tr}(\rho_{AB}^{T_B})^n$ is the partition function on the n -sheeted surface obtained by joining cyclically n copies of subsystem A and anti-cyclically of subsystem B . And the n -th power of the partial transposed density matrix can be written as

$$\text{Tr}(\rho_{AB}^{T_B})^n = \langle \mathcal{T}_n(u_1) \bar{\mathcal{T}}_n(v_1) \bar{\mathcal{T}}_n(u_2) \mathcal{T}_n(v_2) \rangle . \quad (7)$$

We note here that throughout this paper, any n appearing in the calculation of entanglement negativity using replica trick shall be automatically regarded as n_e .

2.2 Examples of entanglement negativity in CFT₂

In this subsection we review the results of some examples in CFT. It is known that the conformal weight of twist fields is

$$h_{\mathcal{T}_n} = h_{\bar{\mathcal{T}}_n} \equiv h_n = \frac{c}{24} \left(n - \frac{1}{n} \right) , \quad (8)$$

where c is the central charge of the CFT.

Single interval We start with the four-point function in (7). Let $v_1 \rightarrow u_2$ and $v_2 \rightarrow u_1$, we have

$$\text{Tr}(\rho_{AB}^{T_B})^n = \langle \mathcal{T}_n^2(u_2) \bar{\mathcal{T}}_n^2(v_2) \rangle . \quad (9)$$

Setting $n = n_e$, we get

$$\text{Tr}(\rho_{AB}^{T_B})^{n_e} = (\langle \mathcal{T}_{n_e/2}(u_2) \bar{\mathcal{T}}_{n_e/2}(v_2) \rangle)^2 = d_{n_e/2}^2 \left(\frac{u_2 - u_1}{\epsilon} \right)^{-\frac{c}{3} \left(\frac{n_e}{2} - \frac{2}{n_e} \right)} \quad (10)$$

with ϵ a UV regulator. d_n is the OPE constant for the two-point function. And finally taking analytic continuation $n_e \rightarrow 1$ leads to

$$\left| \rho_{AB}^{T_B} \right|_1 = \lim_{n_e \rightarrow 1} \text{Tr}(\rho_{AB}^{T_B})^{n_e} = d_{1/2}^2 \left(\frac{\ell}{\epsilon} \right)^{c/2} \Rightarrow \mathcal{E} = \frac{c}{2} \log \left(\frac{\ell}{\epsilon} \right) + 2 \log d_{1/2} , \quad (11)$$

where $\ell = u_2 - u_1$ denotes the length of the interval. From [6] we know that for pure state, entanglement negativity equals to Rényi entanglement entropy $S^{(n)}$ of order $1/2$. The latter is given by

$$S^{(n)} = \frac{c}{6} \left(1 + \frac{1}{n} \right) \log \left(\frac{\ell}{\epsilon} \right) . \quad (12)$$

With $n \rightarrow 1/2$,

$$S^{(1/2)} = \frac{c}{2} \log \left(\frac{\ell}{\epsilon} \right) . \quad (13)$$

Seen from holography [52], the minimal entanglement wedge cross section in this case is the RT surface. We can check that

$$\mathcal{E} = \frac{3}{2} E_W . \quad (14)$$

Two adjacent intervals Let $v_1 \rightarrow u_2$ in (7), we have

$$\text{Tr} \left(\rho_{AB}^{T_B} \right)^n = \langle \mathcal{T}_n(u_1) \bar{\mathcal{T}}_n^2(u_2) \mathcal{T}_n(v_2) \rangle . \quad (15)$$

To keep it simple, set $u_1 = -\ell_1$, $u_2 = 0$ and $v_2 = \ell_2$ and all length are measured in the unit of ϵ . The conformal dimension of the double twist operator \mathcal{T}_n^2 and $\bar{\mathcal{T}}_n^2$ is

$$h_{\mathcal{T}_n^2} = h_{\bar{\mathcal{T}}_n^2} \equiv h'_n = \frac{c}{12} \left(\frac{n}{2} - \frac{2}{n} \right) . \quad (16)$$

Taking $n = n_e$ in (15), we get

$$\langle \mathcal{T}_{n_e}(-\ell_1) \bar{\mathcal{T}}_{n_e}^2(0) \mathcal{T}_{n_e}(\ell_2) \rangle = d_{n_e}^2 \frac{C_{\mathcal{T}_{n_e} \bar{\mathcal{T}}_{n_e}^2 \mathcal{T}_{n_e}}}{\ell_1^{2h'_{n_e}} \ell_2^{2h'_{n_e}} (\ell_1 + \ell_2)^{4h_{n_e} - 2h'_{n_e}}} , \quad (17)$$

The OPE structure constant $C_{\mathcal{T}_{n_e} \bar{\mathcal{T}}_{n_e}^2 \mathcal{T}_{n_e}}$ is universal. We can actually fix this constant to be

$$\lim_{n_e \rightarrow 1} C_{\mathcal{T}_{n_e} \bar{\mathcal{T}}_{n_e}^2 \mathcal{T}_{n_e}} = 2^{c/4} \quad (18)$$

by comparing the Rényi reflected entropy and the entanglement negativity, see appendix A.² Taking $n_e \rightarrow 1$ and choose the normalization $d_1 = 1$, we have

$$\left| \rho_A^{T_B} \right|_1 \propto \left(\frac{\ell_1 \ell_2}{\ell_1 + \ell_2} \right)^{c/4} \cdot 2^{c/4} \Rightarrow \mathcal{E} = \frac{c}{4} \log \frac{\ell_1 \ell_2}{(\ell_1 + \ell_2) \epsilon} + \frac{c}{4} \log 2 . \quad (19)$$

Recall the entanglement wedge cross section [41]

$$E_W = \begin{cases} \frac{c}{6} \log \frac{1+\sqrt{x}}{1-\sqrt{x}} , & \frac{1}{2} \leq x \leq 1 \\ 0 , & 0 \leq x \leq \frac{1}{2} \end{cases} \quad (20)$$

with x the cross-ratio

$$x = \frac{\ell_1 \ell_2}{(\ell_1 + d)(\ell_2 + d)} , \quad (21)$$

in which d is the distance between two intervals. To recover adjacent interval limit, one can take $d = 2\epsilon \rightarrow 0$,

$$E_W \rightarrow \frac{c}{6} \log \left(\frac{2}{\epsilon} \frac{\ell_1 \ell_2}{(\ell_1 + \ell_2)} \right) . \quad (22)$$

This again supports the relation

$$\mathcal{E} = \frac{3}{2} E_W . \quad (23)$$

For the more general two disjoint intervals the entanglement negativity depends on four-point function of a CFT, and it is challenging to compute and in most cases non-universal. Numerical methods are required. In [6], the asymptotic behavior of entanglement negativity of two disjoint intervals is studied. In the limit of $x \rightarrow 1$, the entanglement negativity is $\mathcal{E} \simeq -\frac{c}{4} \log(1-x)$. Following the monodromy method of Hartman [39], the authors of [51] recovers this result in the large c limit.

²This is an assumption that the entanglement negativity and half the $n = 1/2$ Rényi entropy coincide in the large c limit, which is also the starting point of this paper. We will discuss this in detail in sec.3.1.

3 Holographic results and island formula

3.1 Holographic computation of entanglement negativity

Kudler-Flam and Ryu proposed that the holographic dual of CFT logarithmic negativity $\mathcal{E}(A : B)$ is proportional to the entanglement wedge cross section in the classical gravity limit of AdS/CFT [52, 53]. They provided a derivation of the holographic dual of logarithmic negativity based on the observation that $n = 1/2$ Rényi reflected entropy³ and entanglement negativity may coincide in the large c limit of CFT₂

$$\mathcal{E} = \frac{1}{2} S_R^{(1/2)} , \quad (24)$$

where $S_R^{(n)}$ is the Rényi reflected entropy of index n . It is therefore conjectured that the negativity has a holographic dual which is proportional to the area of the wedge cross section Γ in the dual AdS space

$$\mathcal{E} = \frac{3}{2} E_W = \frac{3}{2} \frac{\text{Area}[\Gamma]}{4G_N} . \quad (25)$$

Several checks have been done to support the conjectured formula (25):

- In [52], the results from holographic calculations agree with the CFT results derived by monodromy method in [51] near $x \sim 1$.
- In [53], the four-point function of twist operators are calculated using the Zamolodchikov recursion relation numerically and the authors find that the negativity matches the entanglement wedge cross section with a high precision.

However, as pointed out by Dong, Qi and Walter in [54], the above derivation assumes the dominance of replica symmetric saddle. In general the replica non-symmetric saddle could dominate, which may take the holographic dual of logarithmic negativity for two disjoint intervals away from the wedge cross section. In this paper we will restrict ourselves to adjacent two intervals.

Kudler-Flam and Ryu also conjectured the quantum corrected logarithmic negativity formula

$$\mathcal{E}(A : B) = \frac{3}{2} \frac{\langle \mathcal{A}[\partial a \cap \partial b] \rangle_{\tilde{\rho}_{ab}}}{4G_N} + \mathcal{E}^{\text{bulk}}(a : b) + \mathcal{O}(G_N) , \quad (26)$$

where the entanglement wedge of AB is divided into two regions a, b by the cross section $\partial a \cap \partial b$, and \mathcal{A} is the area operator.⁴ $\mathcal{E}^{\text{bulk}}(a : b)$ is the logarithmic negativity for the density matrix $\tilde{\rho}_{ab}$ of the bulk field theory, as shown in fig.1.

The quantum corrected logarithmic negativity formula (26) is similar to the Faulkner, Lewkowycz and Maldacena (FLM) formula of entanglement entropy [37]. Notice that FLM formula only computes the first two orders as an approximation. Engelhardt and Wall proposed that holographic entanglement entropy can be calculated exactly [38] in bulk Plank constant using the so called QES formula which extremizes the generalized entropy (which coincides

³In a recent paper [75], the authors found counterexample (given by a special quantum state) where the reflected entropy is not a correlation measure. However, reflected entropy is still a valid correlation measure for holographic states [76]. See also [77] for the monotonicity property of reflected entropy in free fields.

⁴Here we focus on the static case and employ quantum extremal surface (instead of RT surface of AB) to define the entanglement wedge of AB .

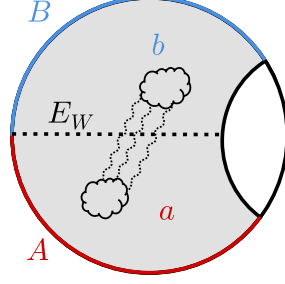


Figure 1: Schematic picture of quantum corrections to entanglement negativity (26). The quantum corrections come from bulk matters.

with FLM if evaluated on the classical minimal surface).⁵ In the same spirit, it is tempting to conjecture a quantum extremal cross section which can provide exact result for logarithmic negativity. This leads us to the QES formula for logarithmic negativity

$$\mathcal{E}(A : B) = \text{ext}_{Q'} \left\{ \frac{3}{2} \frac{\text{Area}(Q' = \partial a \cap \partial b)}{4G_N} + \mathcal{E}^{\text{bulk}}(a : b) \right\}, \quad (27)$$

where the quantum extremal cross section is denoted by Q' . We emphasize that A and B are adjacent intervals.

3.2 Island formula for entanglement negativity

It has been found recently that QES formula can be generalized to island formula for von Neumann entropy. See [32] for a review. Given that there is a QES formula for logarithmic negativity, it is tempting to generalize it to gravitational system. In later sections we will discuss explicitly the two-dimensional eternal black hole + CFT model of black hole evaporation, where the generalizations of QES formula for logarithmic negativity can be justified. There a black hole version of the generalized QES formula can be easily written down

$$\mathcal{E}(B_L : B_R) = \min \text{ext}_{Q'} \left\{ \frac{3}{2} \frac{\text{Area}(Q' = \partial b_L \cap \partial b_R)}{4G_N} + \mathcal{E}(\tilde{\rho}_{b_L} : \tilde{\rho}_{b_R}) \right\}, \quad (28)$$

where b_L and b_R are the entanglement wedges for left black hole and right black hole respectively. Accordingly the island formula of logarithmic negativity for radiation is⁶

$$\mathcal{E}(A : B) = \min \text{ext}_{Q'} \left\{ \frac{3}{2} \frac{\text{Area}(Q' = \partial \text{Is}(A) \cap \partial \text{Is}(B))}{4G_N} + \mathcal{E}(A \cup \text{Is}(A) : B \cup \text{Is}(B)) \right\}. \quad (29)$$

We emphasize again that A and B are adjacent intervals. In the remaining text, we refer to the first term in $\{\dots\}$ of (28) or (29) as “area term” and the second term as “matter term”. We call the entirety in $\{\dots\}$ “the generalized (entanglement) negativity”. We leave more detail discussions about island formula of logarithmic negativity to sec.6 and sec.7. We also note that in [71], the island formula is obtained by considering the Rényi reflected entropy in large c limit through (24).⁷

⁵See [43] for further discussions.

⁶In the context of AdS/CFT [52, 53], the prefactor 3/2 in (25) is true only for 3-dimensional bulk geometry. We will see that the coefficient is still preserved in the 2d effective theory description following partial Randall-Sundrum reduction. The detail will be discussed in sec.4.

⁷See also related works [59, 60, 61, 62, 63, 64, 65, 66, 67, 68, 69, 70, 72, 73, 74].

4 Holographic BCFT model with bulk defect

In [42], Takayanagi proposed a holographic dual for BCFT_2 by considering a classical AdS_3 bulk truncated by a boundary codimension-one brane Q with Neumann boundary condition imposed on it. The bulk action can be written as

$$I = \frac{1}{16\pi G_N} \int_B \sqrt{-g}(R - 2\Lambda) + \frac{1}{8\pi G_N} \int_Q \sqrt{-h}(K - T) , \quad (30)$$

where B and Q stand for the bulk and the brane respectively, and T is the constant brane tension. By variation of the bulk action, we get the Neumann boundary condition on the brane

$$K_{ab} = (K - T)h_{ab} , \quad (31)$$

where h_{ab} is the induced metric and K_{ab} the extrinsic curvature of the brane. The AdS_3 bulk metric can be written as

$$\begin{aligned} ds^2 &= d\rho^2 + l^2 \cosh^2 \frac{\rho}{l} \cdot \frac{-dt^2 + dy^2}{y^2} \\ &= \frac{l^2}{z^2} (-dt^2 + dx^2 + dz^2) , \end{aligned} \quad (32)$$

with l the AdS_3 radius, and the relation between the coordinates (ρ, y) and (x, z) is as follow

$$z = -y / \cosh \frac{\rho}{l} , \quad x = y \tanh \frac{\rho}{l} . \quad (33)$$

Assume that the brane Q is stationary at a constant position $\rho = \rho_0 > 0$, where the constant ρ_0 is related to T by [46, 47, 48]

$$T = \frac{\tanh\left(\frac{\rho_0}{l}\right)}{l} . \quad (34)$$

In the remaining part of this paper, we also use the polar coordinate θ , which is related to ρ via $\frac{1}{\cos \theta} = \cosh\left(\frac{\rho}{l}\right)$, thus the brane is located at

$$\theta_0 = \arccos \left[\cosh\left(\frac{\rho_0}{l}\right) \right]^{-1} > 0 . \quad (35)$$

The boundary entropy can be evaluated from the disk partition function. The difference of the partition function between $\rho = 0$ and $\rho = \rho_0$ is given by $I_E(\rho_0) - I_E(0) = -\frac{\rho_0}{4G_N}$. Then we obtain the boundary entropy

$$S_{\text{bdy}} = \frac{\rho_0}{4G_N} . \quad (36)$$

Now we introduce the Holographic BCFT model with conformal matter on the brane. This model is inspired by the work of Almheiri, Mahajan, Maldacena and Zhao [29] but we treat the theory on the brane differently. Instead of replacing the brane matter by a part of AdS wedge, we treat the conformal matter as defect theory on the brane embedded in the bulk. Moreover, we obtain the 2d gravity on the brane from the partial Randall-Sundrum (R-S) reduction of the bulk.

Similiar to [29], our model has three alternative descriptions as illustrated in fig.2:

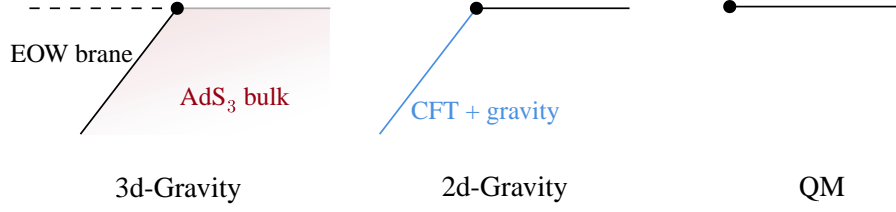


Figure 2: Three different descriptions of the holographic BCFT model.

- 3d-Gravity: 3d gravity theory in AdS_3 with an End-Of-the-World (EOW) brane as a bulk defect on part of the space ($x < 0$), and with a rigid AdS boundary on the rest ($x > 0$). There is conformal matter on the EOW brane.
- 2d-Gravity: 2d CFT + gravity theory living on $x < 0$ coupled to a 2d CFT living on $x > 0$. The gravity is obtained by partial R-S reduction.
- QM: A two-dimensional CFT on the half-line $x > 0$ with particular boundary degrees of freedom at $x = 0$. This description should be viewed as the fundamental one.

Now we describe how to change from the 3d-gravity description to the 2d-gravity description via partial R-S reduction and AdS/CFT correspondence.⁸ As illustrated in fig.3, starting with the 3d-gravity description, we first decompose the AdS_3 bulk into W_1 and W_2 , where W_2 is half the entire AdS_3 space. For W_1 , we perform the brane world reduction, or the Randall-Sundrum reduction [45], along the extra dimension ρ to obtain a 2d gravity theory on the EOW brane Q . For W_2 , we replace it with the half-space CFT according to AdS/CFT correspondence. Finally we get the 2d effective theory which is a brane gravity theory with CFT on it glued to a flat half-space CFT. Note that during this process, as shown in fig.3, the part of the geodesic in W_1 (i.e. the red arc in fig.3), whose length is $\text{arctanh}(\sin \theta_0)$, is reduced to the area term in the island formula (29) of the 2d effective theory description, and this explains the $3/2$ coefficient of the area term in the island formula (29).

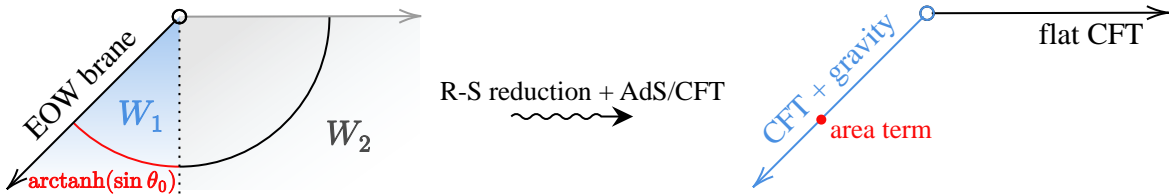


Figure 3: (Modified from [46]) The reduction procedure, during which W_1 is reduced to the gravity on the EOW brane and W_2 is dual to a flat half-space CFT. The part of the geodesic in W_1 (the red arc) is reduced to the area term in the 2d effective theory description.

The effective Newton constant on the EOW brane is

$$\frac{1}{4G_N^{(2)}} = \frac{\rho_0}{4G_N} = \frac{c}{6} \text{arctanh}(\sin \theta_0) . \quad (37)$$

This is interpreted as boundary entropy (36) in the original AdS/BCFT proposal [42].

⁸Details of this reduction can be found in [46].

Discussion: Karch-Randall braneworld model. Here we add the discussion on the relationship between our model and the model proposed in [78, 79]. There the AdS bulk bounded by Karch-Randall brane is expected to be dual to two CFTs and the one on the brane may be called as an inherent CFT. This is not our perspective in this paper. By partial reduction we perform explicit dimension reduction (which may not be applicable in higher dimensions) for the AdS₃ gravity action between Karch-Randall brane and the tensionless brane. The resulting 2d gravity is therefore equivalent to 3d gravity in that region, which means that we do not need additional duality to translate this part AdS gravity to some inherent CFT. In our set up we treat the brane CFT as a bulk defect representing some bulk degrees of freedom from the beginning. Our perspective has received a bunch of tests [46, 47, 48].

5 Entanglement negativity on bulk defect

Now we return to the 3d-gravity description and calculate the entanglement negativity on bulk defect. If the tension of the EOW brane Q is zero, the EOW brane will be orthogonal to the asymptotic boundary. By adding matter or turn on the tension in the viewpoint of [42], the EOW brane can move to a position with constant angle θ_0 . According to [30], the CFT on AdS₂ can be mapped to a BCFT in flat space via a Weyl transformation. The Weyl factor can be read from the induced metric on the brane $ds_{\text{brane}}^2 = \Omega^{-2}(y)ds_{\text{flat}}^2$, i.e.

$$\Omega(y) = \left| \frac{y \cos \theta_0}{l} \right|. \quad (38)$$

5.1 Single interval $[0, y]$ on the brane

From [8], the calculation of a single interval $[0, y]$ including the boundary point means considering the one-point function of the double twist operator \mathcal{T}_n^2 inserted at y . The conformal invariance fixes the form of one-point function on a flat BCFT and by the analysis of twist operators in [8, 44],⁹

$$\langle \mathcal{T}_n^2(y) \rangle_{\text{flat}} = \langle \mathcal{T}_{n/2}(y) \rangle_{\text{flat}}^2 = \frac{g_n}{|2y/\epsilon_y|^{2h'_n}}, \quad (39)$$

with ϵ_y the UV cut-off on the brane.

From Weyl transformation (38), the one-point function on the brane is

$$\langle \mathcal{T}_n^2(y) \rangle_Q = \left| \frac{y \cos \theta_0}{l} \right|^{2h'_n} \langle \mathcal{T}_n^2(y) \rangle_{\text{flat}} = g_n \left| \frac{\epsilon_y \cos \theta_0}{2l} \right|^{2h'_n}. \quad (40)$$

Finally, the entanglement negativity on the brane is obtained by taking $n \rightarrow 1$ of the brane one-point function

$$\begin{aligned} \mathcal{E}_{\text{defect}} &= \lim_{n \rightarrow 1} \log \langle \mathcal{T}_n^2(y) \rangle_Q \\ &= \frac{c}{4} \log \frac{2l}{\epsilon_y \cos \theta_0} + \log g. \end{aligned} \quad (41)$$

⁹From now on we will use $\langle \cdots \rangle_{\text{flat}}$ for correlation function on flat BCFT, $\langle \cdots \rangle_Q$ for correlation function on brane, and $\langle \cdots \rangle$ for correlation function on flat CFT.

In our model, the boundary do not admit physical degrees of freedom, so we can pick $\log g = 0$. Notice that in this case the entanglement negativity on the brane is a constant and does not depend on the length of the interval.

5.2 Single interval $[y_1, y_2]$ on the brane

Now we derive the the entanglement negativity on the brane for a single interval $[y_1, y_2]$. Following [8] we insert two double twist operators \mathcal{T}_n^2 and $\bar{\mathcal{T}}_n^2$ at $y = y_1$ and $y = y_2$ respectively. Applying Weyl transformation, the two-point function is given by

$$\langle \mathcal{T}_n^2(y_1) \bar{\mathcal{T}}_n^2(y_2) \rangle_Q = \left| \frac{y_1 \cos \theta_0}{l} \right|^{2h'_n} \left| \frac{y_2 \cos \theta_0}{l} \right|^{2h'_n} \langle \mathcal{T}_n^2(y_1) \bar{\mathcal{T}}_n^2(y_2) \rangle_{\text{flat}} . \quad (42)$$

Using the doubling trick, this BCFT two-point function can be seen as a four-point function in the full plane. Employing the same trick developed in [44] for BCFT entanglement entropy, one can find analytical results in the large c limit.

Inspired by the holographic calculation [44, 39, 40], we expect that the BCFT two-point function has two possible dominate channels: the *operator product expansion channel* (OPE) and the *boundary operator expansion channel* (BOE). This corresponds to different way of doing operator product expansion, see [44]. The dominant channel can be determined by the cross-ratio

$$\eta(y_1, y_2) = \frac{4y_1 y_2}{(y_1 - y_2)^2} . \quad (43)$$

From the holographic side, this two channel endures a phase transition due to the change of RT surface from the connected phase to the disconnected phase.

OPE channel If $\eta \rightarrow \infty$, the OPE channel dominates. The corresponding two point function is

$$\langle \mathcal{T}_n^2(y_1) \bar{\mathcal{T}}_n^2(y_2) \rangle_{\text{flat}} = \frac{\epsilon_y^{4h'_n}}{(y_1 - y_2)^{4h'_n}} , \quad (44)$$

The entanglement negativity is derived from (42):

$$\mathcal{E}_{\text{defect}} = \frac{c}{4} \log \frac{l^2 (y_1 - y_2)^2}{y_1 y_2 \epsilon_y^2 \cos^2 \theta_0} . \quad (45)$$

BOE channel If $\eta \rightarrow 0$, the BOE channel dominates. The corresponding two point function is

$$\langle \mathcal{T}_n^2(y_1) \bar{\mathcal{T}}_n^2(y_2) \rangle_{\text{flat}} = \frac{g_b^{4(1-n/2)} \epsilon_y^{4h'_n}}{(4y_1 y_2)^{2h'_n}} . \quad (46)$$

The entanglement negativity is then:

$$\mathcal{E}_{\text{defect}} = \frac{c}{2} \log \frac{2l}{\epsilon_y \cos \theta_0} . \quad (47)$$

By the same analysis in [46], in the large c limit, OPE channel dominates when $\eta \rightarrow \infty$, otherwise the BOE channel dominates. Equating these two results, we have the phase transition point at $\eta = 1$.

5.3 Adjacent intervals $[y_1, y_2]$ and $[y_2, \infty]$ on the brane

For adjacent intervals on brane, we need to consider a different boundary two-point function. We insert \mathcal{T}_n and $\bar{\mathcal{T}}_n^2$ at $y = y_1$ and $y = y_2$ respectively. The two-point function would be

$$\langle \mathcal{T}_n(y_1) \bar{\mathcal{T}}_n^2(y_2) \rangle_Q = \left| \frac{y_1 \cos \theta_0}{l} \right|^{2h_n} \left| \frac{y_2 \cos \theta_0}{l} \right|^{2h'_n} \langle \mathcal{T}_n(y_1) \bar{\mathcal{T}}_n^2(y_2) \rangle_{\text{flat}} . \quad (48)$$

BOE channel By the same analysis as above (also see fig.4) we break the two-point function into product of two one-point function, so the method in [44] still works. The result reads

$$\langle \mathcal{T}_n(y_1) \bar{\mathcal{T}}_n^2(y_2) \rangle_{\text{flat}} = \frac{g_b^{(3-2n)} \epsilon_y^{2h_n+2h'_n}}{(2y_1)^{2h_n} (2y_2)^{2h'_n}} , \quad (49)$$

thus the entanglement negativity is

$$\mathcal{E}_{\text{defect}} = \frac{c}{4} \log \frac{2l}{\epsilon_y \cos \theta_0} . \quad (50)$$

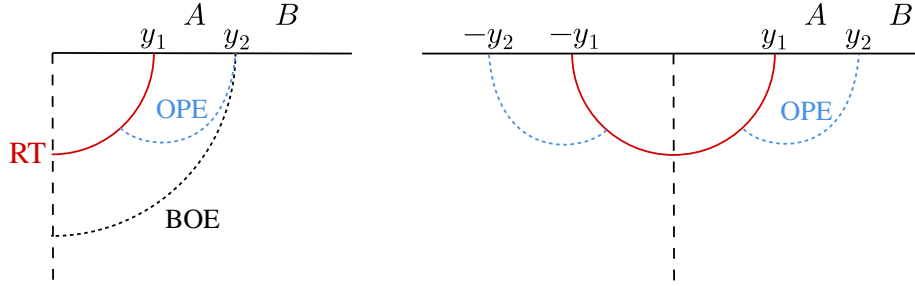


Figure 4: (Modified from [48]) Left: The holographic dual of possible channels. The boundary point of the brane BCFT is dual to an EOW brane denoted by the dashed vertical line. The RT surface for $A \cup B$ is denoted by the red arc. From the field theory point of view, the BOE channel corresponds to a product of two one-point BCFT correlators. Right: The OPE channel corresponds to a four-point function on a whole CFT, and the four-point function duals to the cross section (blue dashed arc).

OPE channel For the simple case in which there is no degree of freedom on the boundary, we can evaluate the analytic results by making use of the doubling trick. The doubling trick maps a BCFT to a chiral CFT on the flat plane. The BCFT two-point function is now mapped to a four-point function in the chiral CFT, which is in general hard to compute. However, if we assume large c limit and vacuum block dominance, this four-point function can be calculated numerically and one can check that the dominate channels are indeed the ones corresponding to the holographic configurations, as illustrated in fig.4. In Appendix B we give a numerical check and show that¹⁰

$$\begin{aligned} \lim_{n \rightarrow 1} \langle \mathcal{T}_n(y_1) \bar{\mathcal{T}}_n^2(y_2) \rangle_{\text{flat}} &= \lim_{n \rightarrow 1} \langle \mathcal{T}_n'^2(-y_2) \bar{\mathcal{T}}_n'(-y_1) \mathcal{T}_n'(y_1) \bar{\mathcal{T}}_n'^2(y_2) \rangle \\ &= 2^{(c/2)/2} \left[\frac{(y_2 + y_1)(y_2 - y_1)}{(2y_1)\epsilon_y} \right]^{c/4} . \end{aligned} \quad (51)$$

¹⁰In (51) we use \mathcal{T}' and $\bar{\mathcal{T}}'$ to represent the chiral operators, which have half the conformal weight of the original operators.

The entanglement negativity on bulk defect is then obtained,

$$\mathcal{E}_{\text{defect}} = \frac{c}{4} \log \frac{2l}{\xi \epsilon_y \cos \theta_0} \quad (52)$$

with

$$\xi = \frac{2y_2 y_1}{y_2^2 - y_1^2} . \quad (53)$$

Note that the ξ defined here is slightly different from the ordinary cross-ratio. At large c limit, the OPE channel dominates in the case of $\xi > 1$, while the BOE channel dominates in the case of $\xi < 1$. The critical value $\xi_c = 1$ is given by equating (50) and (52).

5.4 Adjacent intervals $[0, y_2]$ and $[y_2, y_3]$ on the brane

Following the previous twist operator calculation, we insert $\bar{\mathcal{T}}_n^2$ and \mathcal{T}_n at $y = y_2$ and $y = y_3$ respectively. The two-point function would be:

$$\langle \bar{\mathcal{T}}_n^2(y_2) \mathcal{T}_n(y_3) \rangle_Q = \left| \frac{y_2 \cos \theta_0}{l} \right|^{2h'_n} \left| \frac{y_3 \cos \theta_0}{l} \right|^{2h_n} \langle \bar{\mathcal{T}}_n^2(y_2) \mathcal{T}_n(y_3) \rangle_{\text{flat}} . \quad (54)$$

BOE channel The two-point function is given by

$$\langle \bar{\mathcal{T}}_n^2(y_2) \mathcal{T}_n(y_3) \rangle_{\text{flat}} = \frac{g_b^{(3-2n)} \epsilon_y^{2h'_n + 2h_n}}{(2y_2)^{2h'_n} (2y_3)^{2h_n}} \quad (55)$$

as above, thus the entanglement negativity for BOE channel is

$$\mathcal{E}_{\text{defect}} = \frac{c}{4} \log \frac{2l}{\epsilon_y \cos \theta_0} . \quad (56)$$

OPE channel In this channel the entanglement negativity is

$$\mathcal{E}_{\text{defect}} = \frac{c}{4} \log \frac{2l}{\xi \epsilon_y \cos \theta_0} \quad (57)$$

with

$$\xi = \frac{2y_3 y_2}{y_3^2 - y_2^2} , \quad (58)$$

and the phase transition point is also at $\xi_c = 1$.

6 Defect extremal surface for entanglement negativity

In this section, we will propose the defect extremal surface formula for entanglement negativity and compare the results from DES and island formula in single interval and adjacent intervals.

6.1 DES: the proposal

In the 3d-gravity description, we consider a quantum theory living on the defect which is regarded as a part of the full bulk theory since it is coupled to the bulk. When the classical RT surface terminates on the defect, the defect theory should contribute to the entanglement negativity. Following the idea of [46] we propose the *defect extremal surface* formula for entanglement negativity including defect contribution¹¹

$$\mathcal{E}_{\text{DES}} = \min_{\Gamma, X} \left\{ \text{ext}_{\Gamma, X} \left[\frac{3}{2} \frac{\text{Area}(\Gamma)}{4G_N} + \mathcal{E}_{\text{defect}}[D] \right] \right\}, \quad X = \Gamma \cap D, \quad (59)$$

where Γ is a $1d$ curve in AdS_3 , D denotes the defect, and X is the $0d$ entangling surface given by the intersection of Γ and D . $\mathcal{E}_{\text{defect}}$ is the entanglement negativity on bulk defect, which is derived in the previous section. We will call the $[\dots]$ part of (59) “the generalized negativity”¹², with its first term “the area term” and the second term “the defect term”.

6.2 Single interval $[0, u]$

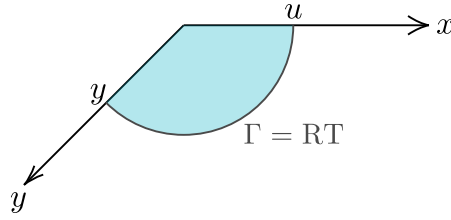


Figure 5: The case of a single interval $[0, u]$. The blue area denotes the entanglement wedge of this single interval.

6.2.1 DES result

In this case we consider a single interval which contains the boundary point. The curve Γ can only end on the brane, as shown in fig.5. Assuming that the intersection point X is located at y , then the length of Γ can be derived from the same geometric analysis in [46]. We denote

$$u' = \frac{y^2 + u^2 + 2yu \sin \theta_0}{2(u + y \sin \theta_0)}, \quad (60)$$

$$\theta'_0 = \arcsin \frac{u^2 + 2yu \sin \theta_0 - y^2 \cos 2\theta_0}{u^2 + 2yu \sin \theta_0 + y^2}. \quad (61)$$

The generalized negativity is given by considering both contributions in (59)

$$\mathcal{E}_{\text{gen}}(y) = \mathcal{E}_{\text{area}} + \mathcal{E}_{\text{defect}} = \frac{c}{4} \log \frac{2u'}{\epsilon_u} + \frac{c}{4} \text{arctanh}(\sin \theta'_0) + \frac{c'}{4} \log \frac{2l}{\epsilon_y \cos \theta_0}, \quad (62)$$

¹¹Our proposal eq.(59) only works for matter localized at EOW brane, and should be improved for the cases that the bulk matter is distributed in a more general fashion. In the DES formula, both extremizations over the local shape of RT surface and the location of the end point are involved. The geodesic connecting two given points is unique.

¹²Since we will always distinguish the calculation from DES and island formula, the generalized negativity here will not be confused with the generalized negativity in (28) or (29), and the same is true for the area term below.

where c' denotes the central charge of the defect CFT, and we use the single interval bulk defect result (41).

In order to extremize $\mathcal{E}_{\text{gen}}(y)$, let $\partial_y \mathcal{E}_{\text{gen}}(y) = 0$, the intersection point of defect extremal surface and the brane is located at

$$y = u , \quad (63)$$

which means that the extremal surface is the same as the RT surface. This is expected because $\mathcal{E}_{\text{defect}}$ coming from brane matter is a constant. The resulting entanglement negativity from DES is

$$\mathcal{E}_{\text{DES}} = \frac{c}{4} \log \frac{2u}{\epsilon_u} + \frac{c}{4} \operatorname{arctanh}(\sin \theta_0) + \frac{c'}{4} \log \frac{2l}{\epsilon_y \cos \theta_0} . \quad (64)$$

6.2.2 Island result

Here we switch to the 2d-gravity description. Since we have already proposed the island formula of the entanglement negativity, i.e. (28) and (29), we will calculate it explicitly below.

In this case, it can be viewed as a single interval with length $u + y$. From the calculation in [46], we can see that

$$\mathcal{E}_{\text{eff}}(x_1, x_2) = \frac{c}{4} \log \left(\frac{|x_1 - x_2|^2}{\epsilon_1 \epsilon_2 \Omega(x_1, \bar{x}_1) \Omega(x_2, \bar{x}_2)} \right) , \quad (65)$$

where $\epsilon_{1,2}$ are the UV cut-offs and Ω comes from the Weyl factor of the metric $ds^2 = \Omega^{-2} dx d\bar{x}$. Thus we derive the matter term

$$\mathcal{E}_{\text{eff}} = \frac{c}{4} \log \frac{(u + y)^2 l}{\epsilon_u \epsilon_y y \cos \theta_0} . \quad (66)$$

The generalized negativity is obtained by adding the area term

$$\begin{aligned} \mathcal{E}_{\text{gen}}(y) &= \mathcal{E}_{\text{eff}}([-y, u]) + \mathcal{E}_{\text{area}}(y) \\ &= \frac{c}{4} \log \frac{(u + y)^2 l}{\epsilon_u \epsilon_y y \cos \theta_0} + \frac{c}{4} \operatorname{arctanh}(\sin \theta_0) . \end{aligned} \quad (67)$$

Extremizing (67) gives the location of the quantum extremal surface

$$y = u , \quad (68)$$

which is the same as the end point of the defect extremal surface. The entanglement negativity is

$$\begin{aligned} \mathcal{E}_{\text{QES}} &= \frac{c}{4} \log \frac{4ul}{\epsilon_u \epsilon_y \cos \theta_0} + \frac{c}{4} \operatorname{arctanh}(\sin \theta_0) \\ &= \frac{c}{4} \log \frac{2u}{\epsilon_u} + \frac{c}{4} \operatorname{arctanh}(\sin \theta_0) + \frac{c}{4} \log \frac{2l}{\epsilon_y \cos \theta_0} . \end{aligned} \quad (69)$$

If we consider the simple case that $c' = c$, this result would recover our previous result (64). The bulk DES result agrees with the QES result from island formula.

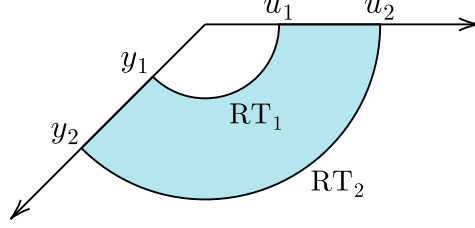


Figure 6: The disconnected phase of a single interval $[u_1, u_2]$. Disconnected phase means that the RT surface intersects with the brane.

6.3 Single interval $[u_1, u_2]$

6.3.1 DES result

Here we consider a general single interval which does not contain the boundary point. In this case the entanglement negativity has a phase transition due to the variation of the cross-ratio between the operators. Note that the “phase” below always refers to the phase of the BCFT on the rigid AdS boundary.

Phase-I: connected phase In this phase, the extremal surface does not intersect with the brane. Thus the defect term $\mathcal{E}_{\text{defect}}$ vanishes and the generalized entanglement negativity is given by the boundary contribution only, i.e.

$$\mathcal{E}_{\text{gen}} = \frac{c}{2} \log \frac{(u_2 - u_1)}{\epsilon_u}, \quad (70)$$

which is a trivial single-interval result. See [8] for exact calculation.

Phase-II: disconnected phase The defect extremal surface terminates on the brane as shown in fig.6 and the entanglement negativity of an interval $[-y_1, -y_2]$ on the brane contributes. When the cross-ratio on the brane $\eta \rightarrow \infty$, the generalized negativity is given by

$$\begin{aligned} \mathcal{E}_{\text{gen}}(y_1, y_2) &= \mathcal{E}_{\Gamma_1} + \mathcal{E}_{\Gamma_2} + \mathcal{E}_{\text{defect}} \\ &= \frac{c}{4} \left(\log \frac{y_1^2 + u_1^2 + 2y_1u_1 \sin \theta_0}{(u_1 + y_1 \sin \theta_0)\epsilon_u} + \operatorname{arctanh} \frac{u_1^2 + 2y_1u_1 \sin \theta_0 - y_1^2 \cos 2\theta_0}{u_1^2 + 2y_1u_1 \sin \theta_0 + y_1^2} \right. \\ &\quad + \log \frac{y_2^2 + u_2^2 + 2y_2u_2 \sin \theta_0}{(u_2 + y_2 \sin \theta_0)\epsilon_u} + \operatorname{arctanh} \frac{u_2^2 + 2y_2u_2 \sin \theta_0 - y_2^2 \cos 2\theta_0}{u_2^2 + 2y_2u_2 \sin \theta_0 + y_2^2} \\ &\quad \left. + \log \frac{l^2(y_1 - y_2)^2}{y_1 y_2 \epsilon_y^2 \cos^2 \theta_0} \right). \end{aligned} \quad (71)$$

By extremizing $\mathcal{E}_{\text{gen}}(y_1, y_2)$ with respect to y_1 and y_2 , we find that $\partial_y \mathcal{E}_{\text{gen}}(y_1, y_2) < 0$ for any y_1 and y_2 thus there is no extremal surface. When $\eta \rightarrow 0$,

$$\begin{aligned} \mathcal{E}_{\text{gen}}(y_1, y_2) &= \mathcal{E}_{\Gamma_1} + \mathcal{E}_{\Gamma_2} + \mathcal{E}_{\text{defect}} \\ &= \frac{c}{4} \left(\log \frac{y_1^2 + u_1^2 + 2y_1 u_1 \sin \theta_0}{(u_1 + y_1 \sin \theta_0) \epsilon_u} + \operatorname{arctanh} \frac{u_1^2 + 2y_1 u_1 \sin \theta_0 - y_1^2 \cos 2\theta_0}{u_1^2 + 2y_1 u_1 \sin \theta_0 + y_1^2} \right. \\ &\quad + \log \frac{y_2^2 + u_2^2 + 2y_2 u_2 \sin \theta_0}{(u_2 + y_2 \sin \theta_0) \epsilon_u} + \operatorname{arctanh} \frac{u_2^2 + 2y_2 u_2 \sin \theta_0 - y_2^2 \cos 2\theta_0}{u_2^2 + 2y_2 u_2 \sin \theta_0 + y_2^2} \\ &\quad \left. + 2 \log \frac{2l}{\epsilon_y \cos \theta_0} \right). \end{aligned} \quad (72)$$

By extremizing $\mathcal{E}_{\text{gen}}(y_1, y_2)$ with respect to y_1 and y_2 , i.e. $\partial_{y_1} \mathcal{E}_{\text{gen}}(y_1, y_2) = \partial_{y_2} \mathcal{E}_{\text{gen}}(y_1, y_2) = 0$, we get the location of the intersection of defect extremal surface and the EOW brane

$$y_1 = u_1, \quad y_2 = u_2, \quad (73)$$

which means that Γ is the same as the RT surface. Following DES proposal we obtain

$$\mathcal{E}_{\text{DES}} = \frac{c}{4} \left(\log \frac{2u_1}{\epsilon_u} + \log \frac{2u_2}{\epsilon_u} + 2 \operatorname{arctanh}(\sin \theta_0) + 2 \log \frac{2l}{\epsilon_y \cos \theta_0} \right). \quad (74)$$

To summarize, the final results are

$$\mathcal{E}_{\text{DES}} = \begin{cases} \frac{c}{2} \log \frac{(u_1 - u_2)}{\epsilon_u}, & \eta \rightarrow \infty \\ \frac{c}{4} \left[\log \frac{4u_1 u_2}{\epsilon_u^2} + 2 \operatorname{arctanh}(\sin \theta_0) + 2 \log \frac{2l}{\epsilon_y \cos \theta_0} \right], & \eta \rightarrow 0. \end{cases} \quad (75)$$

6.3.2 Island result

Phase-I: connected phase In this case, the negativity only includes the matter term

$$\mathcal{E}_{\text{QES}} = \frac{c}{2} \log \frac{(u_2 - u_1)}{\epsilon}. \quad (76)$$

Phase-II: disconnected phase Since the brane CFT is coupled to gravity, we should consider the contribution of the interval $[-y_1, -y_2]$ on the brane. The end points of the interval have corresponding area term which is given by

$$\mathcal{E}_{\text{area}} = 2 \times \frac{1}{4G_N^{(2)}} = \frac{c}{2} \operatorname{arctanh}(\sin \theta_0). \quad (77)$$

Considering the derivation of the negativity of multiple intervals at large c in [39, 51], the generalized negativity is given by

$$\begin{aligned} \mathcal{E}_{\text{gen}}(a, b) &= \mathcal{E}_{\text{area}} + \mathcal{E}_{\text{eff}}([-y_1, -y_2] \cup [u_1, u_2]) \\ &= \frac{c}{2} \operatorname{arctanh}(\sin \theta_0) \\ &\quad + \min \left\{ \frac{c}{4} \log \frac{(y_1 - y_2)^2 (u_1 - u_2)^2 l^2}{y_1 y_2 \epsilon_u^2 \epsilon_y^2 \cos^2 \theta_0}, \frac{c}{4} \log \frac{(u_1 + y_1)^2 (u_2 + y_2)^2 l^2}{y_1 y_2 \epsilon_u^2 \epsilon_y^2 \cos^2 \theta_0} \right\}, \end{aligned} \quad (78)$$

where the two terms in $\{\}$ correspond to the $\eta \rightarrow \infty$ and $\eta \rightarrow 0$ case respectively, with η the cross-ratio defined in (43). We note that the general analytic behavior of entanglement negativity in this case is very different from entanglement entropy [51], the critical point of η (the phase-transition point) should be determined by numerical calculation, but it will not affect our current discussion. As we have assumed the large c limit, from holographic side we can determine the critical point η_c by equating these two results.

In the minimization procedure, we can see for the first term $\partial_{y_2} \mathcal{E}_{\text{gen}}(y_1, y_2) < 0$, which means that there is no extremal point. Taking extremization of the second term gives

$$y_1 = u_1, \quad y_2 = u_2. \quad (79)$$

Thus the final negativity is given by

$$\mathcal{E}_{\text{QES}} = \frac{c}{2} \text{arctanh}(\sin \theta_0) + \frac{c}{4} \log \frac{16u_1 u_2 l^2}{\epsilon_u^2 \epsilon_y^2 \cos^2 \theta_0}. \quad (80)$$

To summarize,

$$\mathcal{E}_{\text{QES}} = \begin{cases} \frac{c}{2} \log \frac{(u_2 - u_1)}{\epsilon_u}, & \eta > \eta_c \\ \frac{c}{4} \left[\log \frac{4u_1 u_2}{\epsilon_u^2} + 2 \text{arctanh}(\sin \theta_0) + 2 \log \frac{2l}{\epsilon_y \cos \theta_0} \right], & \eta < \eta_c, \end{cases} \quad (81)$$

which is exactly the same as (75).

6.4 Adjacent intervals $[0, u_2]$ and $[u_2, v_2]$

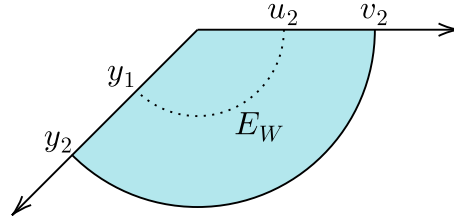


Figure 7: The case of adjacent intervals $[0, u_2]$ and $[u_2, v_2]$.

6.4.1 DES result

In this case we consider adjacent intervals on the boundary including the boundary point of BCFT, as illustrated in fig.7. Let Γ be the minimal surface in AdS_3 with two endpoints u_2 and y_1 , thus the area term is given by

$$\mathcal{E}_{\text{area}} = \frac{3}{2} \frac{\text{Area}(\Gamma)}{4G_N} = \frac{3L(y_1)}{8G_N}. \quad (82)$$

Now we combine the result with the calculation results from sec.5.4. For $\xi < 1$ the defect contribution is constant. Extremization of $\mathcal{E}_{\text{gen}}(y_1)$ over y_1 gives the location of the intersection point of defect extremal surface and the brane:

$$y_1 = u_2, \quad (83)$$

which leads to

$$\mathcal{E}_{\text{DES}} = \text{ext}_{y_1} \{ \mathcal{E}_{\text{area}} + \mathcal{E}_{\text{defect}} \} = \frac{c}{4} \log \frac{2u_2}{\epsilon_u} + \frac{c}{4} \text{arctanh}(\sin \theta_0) + \frac{c}{4} \log \frac{2l}{\epsilon_y \cos \theta_0} . \quad (84)$$

For $\xi > 1$, we have

$$\mathcal{E}_{\text{gen}} = \frac{3L(y_1)}{8G_N} + \frac{c}{4} \log \frac{2l}{\xi \epsilon_y \cos \theta_0} . \quad (85)$$

For (85), we found $\partial_{y_1} \mathcal{E}_{\text{gen}} < 0$. So there are no extremal surface and brane contributions.

6.4.2 Island result

Note that in large c limit, the four-point function factorizes. The RT surface in the outer side serves actually as an IR cut-off so it does not contribute to the negativity. When $\xi < 1$, the four-point function factorizes as

$$\langle \mathcal{T}_n(y_2) \bar{\mathcal{T}}_n^2(y_1) \mathcal{T}_n^2(u_2) \bar{\mathcal{T}}_n(v_2) \rangle = \langle \bar{\mathcal{T}}_n^2(y_1) \mathcal{T}_n^2(u_2) \rangle \langle \mathcal{T}_n(y_2) \bar{\mathcal{T}}_n(v_2) \rangle , \quad (86)$$

which leads to

$$\mathcal{E}_{\text{eff}} = \frac{c}{4} \log \frac{(u_2 + y_1)^2 l}{\epsilon_u \epsilon_y y_1 \cos \theta_0} . \quad (87)$$

Adding the area term and doing extremization over y_1 gives $u_2 = y_1$, as we expected. The entanglement negativity is

$$\mathcal{E}_{\text{DES}} = \text{ext}_{y_1} \{ \mathcal{E}_{\text{area}} + \mathcal{E}_{\text{eff}} \} = \frac{c}{4} \log \frac{2u_2}{\epsilon_u} + \frac{c}{4} \text{arctanh}(\sin \theta_0) + \frac{c}{4} \log \frac{2l}{\epsilon_y \cos \theta_0} . \quad (88)$$

We can see precise agreement between (88) and (84).

7 Time dependent entanglement negativity in 2d eternal black hole

In this section we investigate the time dependent entanglement negativity in the 2d eternal black hole emerging from the boundary effective description of the $\text{AdS}_3/\text{BCFT}_2$ setting [47, 48]. In sec.6 we demonstrate the consistency between the entanglement negativity computed by the bulk DES formula and that computed by the boundary island formula for a static time slice. Now we further consider the time dependent case and show that this consistency still holds. We also calculate the time evaluation of the entanglement negativity between different parts of this black hole system.

7.1 Review of the 2d eternal black hole system

Firstly we look at the emergency of the 2d eternal black hole. In sec.4 we see that the holographic dual of BCFT_2 is an AdS_3 bulk bounded by its asymptotic boundary and an EOW brane. The Euclidean AdS_3 metric is given by

$$ds^2 = \frac{l^2}{z^2} (d\tau^2 + dx^2 + dz^2) , \quad (89)$$

and the EOW brane is placed at plane $\tau = -z \tan \theta_0$ as depicted in fig.8(a). To clarify the physical interpretation, we perform the following conformal transformation

$$\begin{aligned}\tau &= \frac{2(x'^2 + \tau'^2 + z'^2 - 1)}{(\tau' + 1)^2 + x'^2 + z'^2} , \\ x &= \frac{4x'}{(\tau' + 1)^2 + x'^2 + z'^2} , \\ z &= \frac{4z'}{(\tau' + 1)^2 + x'^2 + z'^2} .\end{aligned}\tag{90}$$

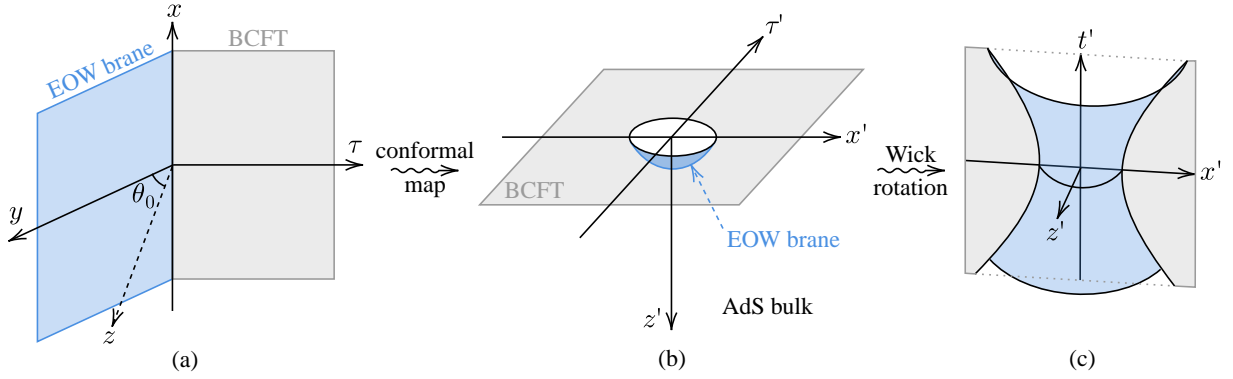


Figure 8: (Modified from [47]) (a) The bulk description of the Euclidean BCFT_2 . (b) The geometry of our model after the conformal transformation (90), with the BCFT_2 's boundary mapped to a unit circle (91) and the EOW brane mapped to a spherical cap (92). (c) The Lorentz geometry of the $\text{AdS}_3/\text{BCFT}_2$ model.

As shown in fig.8(b), the conformal transformation (90) maps the BCFT_2 's boundary ($\tau = z = 0$) to a unit circle

$$x'^2 + \tau'^2 = 1 ,\tag{91}$$

and the EOW brane to a spherical cap

$$(z' + \tan \theta_0)^2 + x'^2 + \tau'^2 = \sec^2 \theta_0 ,\tag{92}$$

while preserving the metric form

$$ds^2 = \frac{l^2}{z'^2} (d\tau'^2 + dx'^2 + dz'^2) .\tag{93}$$

Employing the decomposition reviewed in sec.4 gives the 2d effective boundary description in which the EOW brane is a gravitational region and it is surrounded by a bath CFT as depicted in fig.8(b). To see where is the black hole, one can analytical continue the Euclidean time to Lorentz time ($\tau' \rightarrow it'$) as shown in fig.8(c). In Lorentz spacetime, the boundary of the EOW brane (91) becomes $x'^2 - t'^2 = 1$. We then introduce the Rindler coordinates (T, X)

$$x' = e^X \cosh T , \quad t' = e^X \sinh T .\tag{94}$$

In this coordinate system the metric takes the form as Rindler space thus describes the near-horizon geometry of a black hole [47].

7.2 The entanglement negativity between black hole interiors

In this section we study the entanglement negativity between black hole interiors, i.e. B_L and B_R shown in fig.9. Following the setting in [47, 48], the black hole is identified as the space-like interval with $Q(t'_0, -x'_0)$ and $P(t'_0, x'_0)$ as its two endpoints. We will first perform our calculation in Euclidean coordinates (τ, x, z) or (τ', x', z') , then analytically continue to Lorentz coordinates by $\tau' \rightarrow it'$ and finally use (94) to get the time evolution.

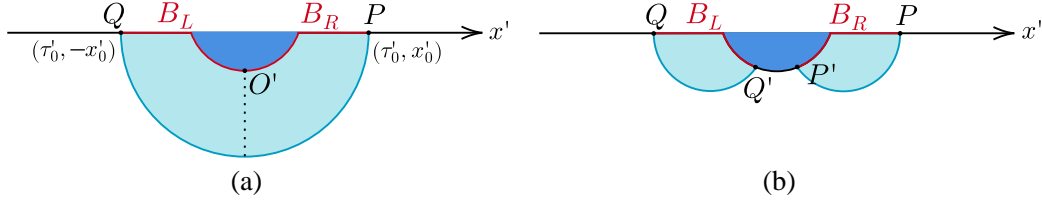


Figure 9: (a) The connected phase of the extremal surface for the black hole. (b) The disconnected phase. In this phase an island ($Q'P'$) appearing in the middle separating the whole black hole into two parts. From now on we will use solid blue lines to represent the extremal surfaces, light blue regions for entanglement wedges, dark blue regions for EOW branes, black dashed lines for entanglement cross sections E_W , solid red lines for black hole regions and solid black lines for islands.

7.2.1 Bulk description

Phase-I: connected phase To calculate $\mathcal{E}(B_L : B_R)$ from the bulk point of view we first need to determine the entanglement wedge of $B_L \cup B_R$. As shown in fig.9(a), the entanglement wedge of the whole black hole is the light blue region bounded by a space-like interval QP on the boundary and the extremal surface which is a geodesic connecting Q and P in the AdS_3 bulk. The cross section connects the extremal surface (the blue arc in fig.9(a)) and the EOW brane (the dark blue region). To employ the DES formula (59), one has to combine the area term from the cross section with the defect term from the defect contribution and then do extremization. The defect term in (59) is given by the single interval result (41), i.e.

$$\mathcal{E}_{\text{defect}}(B_L : B_R) = \frac{c}{4} \log \frac{2l}{\epsilon_y \cos \theta_0} , \quad (95)$$

which is a constant thus the extremization only needs to be performed on the area term. The calculation of the minimal cross section is similar to eq.(5.20) in [48], which gives

$$\text{ext}_\Gamma \text{Area}(\Gamma) = l \left[\log \frac{x_0'^2 + \tau_0'^2 - 1 + \sqrt{4x_0'^2 + (\tau_0'^2 + x_0'^2 - 1)^2}}{2x_0'} + \log \frac{\cos \theta_0}{1 - \sin \theta_0} \right] . \quad (96)$$

Finally the BH-BH entanglement negativity in the connected phase is given by

$$\mathcal{E}_{\text{conn}}^{\text{bulk}}(B_L : B_R) = \frac{c}{4} \left[\log \frac{x_0'^2 + \tau_0'^2 - 1 + \sqrt{4x_0'^2 + (\tau_0'^2 + x_0'^2 - 1)^2}}{2x_0'} + \log \frac{\cos \theta_0}{1 - \sin \theta_0} + \log \frac{2l}{\epsilon_y \cos \theta_0} \right] . \quad (97)$$

Phase-II: disconnected phase As shown in fig.9(b), in the disconnected phase the extremal surfaces intersect the EOW brane at Q' and P' and the region $Q'P'$ corresponds to an island. The island splits the black hole thus the entanglement wedge of B_L and B_R are separated, resulting in a vanishing area term. The defect term is given by

$$\begin{aligned}\mathcal{E}_{\text{defect}} &= \lim_{n \rightarrow 1} \log \Omega_{Q'}^{2h_n} \Omega_{P'}^{2h_n} \langle \bar{\mathcal{T}}_n(Q') \bar{\mathcal{T}}_n(P') \rangle_{\text{flat}} \\ &= \lim_{n \rightarrow 1} \left| \frac{y_{Q'} \cos \theta_0}{l} \right|^{2h_n} \left| \frac{y_{P'} \cos \theta_0}{l} \right|^{2h_n} \log \langle \bar{\mathcal{T}}_n(Q') \bar{\mathcal{T}}_n(P') \rangle_{\text{flat}} .\end{aligned}\quad (98)$$

By using the doubling trick one can express the two-point correlation function on BCFT as a chiral CFT four-point correlation function on the whole plane

$$\langle \bar{\mathcal{T}}_n(Q') \bar{\mathcal{T}}_n(P') \rangle_{\text{flat}} = \langle \bar{\mathcal{T}}'_n(Q') \bar{\mathcal{T}}'_n(P') \mathcal{T}'_n(P'') \mathcal{T}'_n(Q'') \rangle , \quad (99)$$

where $P''(y = -\tau_0, x = x_0)$ and $Q''(-\tau_0, -x_0)$ are the mirror images of P' and Q' with respect to the plane $\tau = 0$. Assuming the large c limit, then the correlator is factorized into contractions

$$\langle \bar{\mathcal{T}}'_n(Q') \bar{\mathcal{T}}'_n(P') \mathcal{T}'_n(P'') \mathcal{T}'_n(Q'') \rangle = \langle \bar{\mathcal{T}}'_n(P') \mathcal{T}'_n(P'') \rangle \langle \bar{\mathcal{T}}'_n(Q') \mathcal{T}'_n(Q'') \rangle . \quad (100)$$

The two-point function is given by (note that the power is halved due to the chiral operators)

$$\langle \bar{\mathcal{T}}'_n(P') \mathcal{T}'_n(P'') \rangle = \lim_{n \rightarrow 1} d_n |P' P''|^{-4h_n/2} = 1 , \quad (101)$$

thus the defect term vanishes in this case. Finally the BH-BH entanglement negativity in the disconnected phase is given by

$$\mathcal{E}_{\text{disconn}}^{\text{bulk}}(B_L : B_R) = 0 . \quad (102)$$

7.2.2 Boundary description

Phase-I: connected phase To employ the boundary island formula we first calculate the matter term, which is given by the three-point correlator

$$\begin{aligned}\mathcal{E}_{\text{eff}}(B_L : B_R) &= \lim_{n \rightarrow 1} \log \Omega_{O'}^{2h'_n} \langle \mathcal{T}_n(Q) \bar{\mathcal{T}}_n^2(O') \mathcal{T}_n(P) \rangle \\ &= \lim_{n \rightarrow 1} \log \Omega_{O'}^{2h'_n} C_{\mathcal{T} \bar{\mathcal{T}}^2 \mathcal{T}}^n |O'Q|^{-2h'_n} |O'P|^{-2h'_n} |QP|^{2h'_n - 4h_n} \epsilon_y^{2h'_n} ,\end{aligned}\quad (103)$$

Inserting $|O'Q| = |O'P| = \sqrt{(\tau_0 + y)^2 + x_0^2}$ and $|QP| = 2x_0$ into (103) and combining the area term gives

$$\mathcal{E}_{\text{gen}}^{\text{bdy}}(B_L : B_R) = \frac{c}{4} \left[\log \frac{l}{y \cos \theta_0} + \log 2 + \log \frac{x_0^2 + (\tau_0 + y)^2}{2x_0 \epsilon_y} + \text{arctanh}(\sin \theta_0) \right] . \quad (104)$$

Extremizing (104) over the position y gives $y = \sqrt{x_0^2 + \tau_0^2}$, thus the final result is

$$\mathcal{E}_{\text{conn}}^{\text{bdy}}(B_L : B_R) = \frac{c}{4} \left[\log \frac{\tau_0 + \sqrt{\tau_0^2 + x_0^2}}{x_0} + \log \frac{2l}{\epsilon_y \cos \theta_0} + \text{arctanh}(\sin \theta_0) \right] , \quad (105)$$

which agrees with (97).

Phase-II: disconnected phase In the disconnected phase the two parts of black hole do not intersect as shown in fig.9(b), thus in the boundary calculation there is no area term contribution and we only need to consider the matter term, which is given by the four-point correlation function

$$\mathcal{E}_{\text{gen}}^{\text{bdy}}(B_L : B_R) = \mathcal{E}_{\text{eff}}(B_L : B_R) = \lim_{n \rightarrow 1} \log \Omega_{Q'}^{2h_n} \Omega_{P'}^{2h_n} \langle \mathcal{T}_n(Q) \bar{\mathcal{T}}_n(Q') \bar{\mathcal{T}}_n(P') \mathcal{T}_n(P) \rangle . \quad (106)$$

As implied by the disconnected extremal surface illustrated in fig.9(b), assuming large c limit, this four-point correction function factorizes into two two-point functions

$$\langle \mathcal{T}_n(Q) \bar{\mathcal{T}}_n(Q') \bar{\mathcal{T}}_n(P') \mathcal{T}_n(P) \rangle = \langle \mathcal{T}_n(Q) \bar{\mathcal{T}}_n(Q') \rangle \langle \bar{\mathcal{T}}_n(P') \mathcal{T}_n(P) \rangle = 1 . \quad (107)$$

Thus in this phase the boundary result is

$$\mathcal{E}_{\text{disconn}}^{\text{bdy}}(B_L : B_R) = 0 , \quad (108)$$

which is consistent with the bulk calculation.

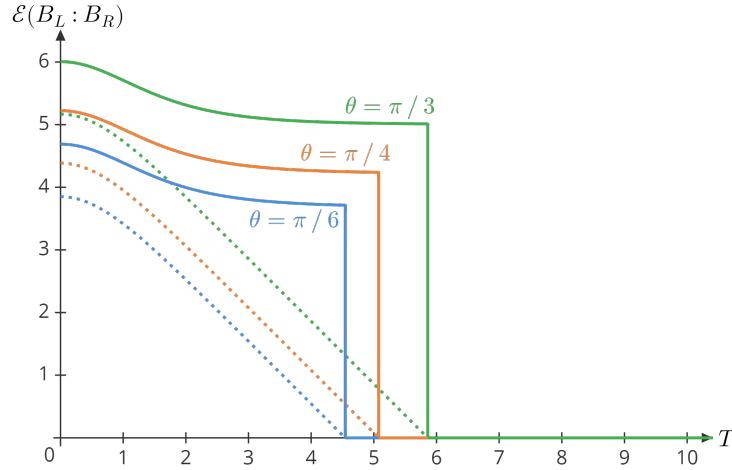


Figure 10: The entanglement negativity between black hole interiors (in the unit of $\frac{c}{4}$) with respect to time T for $X_0 = 1$ and $\theta = \frac{\pi}{6}, \frac{\pi}{4}, \frac{\pi}{3}$. We pick $\epsilon_y = 0.1$ and $l = 1$. The dash lines refer to $\frac{3}{4}$ mutual information, which decreases to zero at the Page time.

7.2.3 Time evolution

Here we rewrite the results of $\mathcal{E}(B_L : B_R)$ in the Rindler coordinates (T, X) using (94)

$$\mathcal{E}(B_L : B_R) = \begin{cases} \frac{c}{4} \left[\log \frac{e^{2X_0} - 1 + \sqrt{4e^{2X_0} \cosh^2 T + (e^{2X_0} - 1)^2}}{2e^{X_0} \cosh T} + \log \frac{\cos \theta_0}{1 - \sin \theta_0} + \log \frac{2l}{\epsilon_y \cos \theta_0} \right], & T < T_P \\ 0, & T > T_P \end{cases} \quad (109)$$

where X_0 is a fixed constant describing the black hole boundary and T_P is the Page time given in [47]

$$T_P = \text{arccosh} \left(\sinh X_0 e^{\text{arctanh}(\sin \theta_0)} \frac{2l}{\epsilon_y \cos \theta_0} \right) . \quad (110)$$

In fig.10 the time-dependent BH-BH entanglement negativity is plotted under specific parameters. The BH-BH entanglement negativity decreases at first and shifts to zero at Page time. Note that it follows the same curve of the BH-BH reflected entropy (fig.13 in [48]) up to a 3/4 factor.

7.3 The entanglement negativity between left radiation and left black hole

In this section we compute the entanglement negativity between left radiation and left black hole. Here the left part radiation refers to the interval AQ with its two endpoints $A(\tau'_1, -\infty)$ and $Q(\tau'_0, -x'_0)$ in the (τ', x', z') coordinates as illustrated in fig.11. The boundary of the left part black hole is Q .

7.3.1 Bulk description

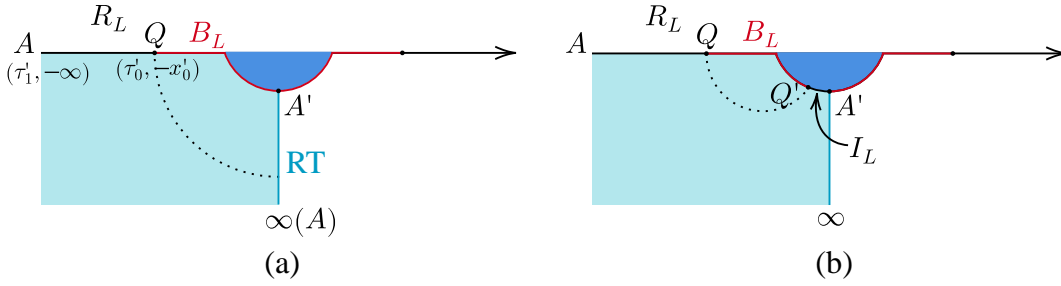


Figure 11: The RT surface connects A at infinity and A' on the brane. (a) The connected phase. (b) The disconnected phase.

Phase-I: connected phase As shown in fig.11(a), the entanglement wedge of $R_L \cup B_L$ is bounded by the boundary and associated extremal surface, which is a geodesic connects A to the brane. In this phase the entanglement wedge cross section does not intersect with the brane, thus $\mathcal{E}_{\text{defect}}$ vanishes and the generalized entanglement negativity is given by $\mathcal{E}_{\text{area}}$ only. The minimal cross section is given by (176) with $\tau'_0 = \tau'_1$, $\tau'_1 = \tau'_0$, $x'_0 = -x'_1 = -\infty$ and $x'_1 = -x'_0$. Finally the entanglement negativity between right radiation and right black hole in this phase is given by

$$\begin{aligned}
 & \mathcal{E}_I^{\text{bulk}}(R_L : B_L) \\
 &= \lim_{x'_1 \rightarrow \infty} \frac{c}{4} \log \frac{2\sqrt{[(\tau'_1 - \tau'_0)^2 + (x'_1 - x'_0)^2]} [(\tau'_1 \tau'_0 - 1)^2 + (x'_1 x'_0 - 1)^2 + \tau_1'^2 x_0'^2 + \tau_0'^2 x_1'^2 - 1]}{\epsilon(-1 + \tau_1'^2 + x_1'^2)} \\
 &= \frac{c}{4} \log \frac{2\sqrt{x_0'^2 + \tau_0'^2}}{\epsilon}.
 \end{aligned} \tag{111}$$

Phase-II: disconnected phase In this phase the cross section intersects with the EOW brane and an island appears as shown in fig.11(b). To calculate the entanglement negativity in this case we have to take into account the contribution from the defect, which is given by

the adjacent intervals result (56)

$$\mathcal{E}_{\text{defect}}(B_L : I_L) = \frac{c}{4} \log \frac{2l}{\epsilon_y \cos \theta_0} \quad (112)$$

at large c limit. The calculation of the minimal cross section is similar to eq.(3.7) in [47]. Add them together and do extremization, and one gets the entanglement negativity between R_L and B_L in the disconnected phase

$$\begin{aligned} \mathcal{E}_{\text{disconn}}^{\text{bulk}}(R_L : B_L) &= \min_{\Gamma, X} \{ \text{ext}_{\Gamma, X} [\mathcal{E}_{\text{area}}(B_L : I_L) + \mathcal{E}_{\text{defect}}(B_L : I_L)] \} \\ &= \frac{c}{4} \left(\log \frac{x_0'^2 + \tau_0'^2 - 1}{\epsilon} + \text{arctanh}(\sin \theta_0) + \log \frac{2l}{\epsilon_y \cos \theta_0} \right). \end{aligned} \quad (113)$$

7.3.2 Boundary description

Phase-I: connected phase The matter term in the connected phase is given by the entanglement negativity between the intervals AQ and QA' , which can be computed by the three-point correlation function

$$\mathcal{E}_{\text{eff}}(R_L : B_L) = \lim_{n \rightarrow 1} \log \Omega_{A'}^{2h_n} \langle \mathcal{T}_n(A) \bar{\mathcal{T}}_n^2(Q) \mathcal{T}_n(A') \rangle. \quad (114)$$

We can calculate the three-point correlator in the (τ, x, z) coordinates, where we have $A(2, 0, 0)$, $Q(\tau_0, -x_0, 0)$ and $A'(-2 \sin \theta_0, 0, 2 \cos \theta_0)$. In this phase the cross section does not terminate on the brane thus there is no area term. Therefore, the negativity between R_L and B_L reads

$$\begin{aligned} \mathcal{E}_1^{\text{bdy}}(R_L : B_L) &= \lim_{n \rightarrow 1} \log \Omega_{A'}^{2h_n} C_{\mathcal{T} \bar{\mathcal{T}}^2 \mathcal{T}}^n |AQ|^{-2h'_n} |QA'|^{-2h'_n} |AA'|^{2h'_n - 4h_n} \tilde{\epsilon}^{2h'_n} \\ &= \frac{c}{4} \left[\log 2 + \log \frac{\sqrt{(\tau_0 - 2)^2 + x_0^2} \sqrt{(\tau_0 + 2)^2 + x_0^2}}{4} - \log \frac{4\epsilon}{(\tau_0' + 1)^2 + x_0'^2} \right], \end{aligned} \quad (115)$$

where $\tilde{\epsilon}$ is the (τ', x') -dependent UV cut-off in the (τ, x, z) coordinates and it corresponds to the last term in the third line.¹³ One can check that (115) coincides with the bulk result (111) exactly.

Phase-II: disconnected phase In the disconnected phase the left side radiation has an entanglement island $I_L = Q'A'$ as illustrated in fig.11(b), thus the matter term in island formula is the entanglement negativity between the left side radiation plus its island and the left side black hole, which reads

$$\mathcal{E}_{\text{eff}}(R_L \cup I_L : B_L) = \lim_{n \rightarrow 1} \log \Omega_{Q'}^{2h'_n} \Omega_{A'}^{2h_n} \langle \mathcal{T}_n(A) \bar{\mathcal{T}}_n^2(Q) \mathcal{T}_n^2(Q') \bar{\mathcal{T}}_n(A') \rangle. \quad (116)$$

At large c limit, the four-point correlator factorizes into two two-point correlators

$$\langle \mathcal{T}_n(A) \bar{\mathcal{T}}_n^2(Q) \mathcal{T}_n^2(Q') \bar{\mathcal{T}}_n(A') \rangle = \langle \mathcal{T}_n(A) \bar{\mathcal{T}}_n(A') \rangle \langle \bar{\mathcal{T}}_n^2(Q) \mathcal{T}_n^2(Q') \rangle. \quad (117)$$

¹³In sec.7 we take the UV cut-off of the asymptotic boundary a constant in the (τ', x', z') coordinates, i.e. $z' = \epsilon$. Thus in the (τ, x, z) coordinates the cut-off is (τ', x') -dependent.

We assume that in the (τ, x, z) coordinates Q' is located at $(-y \sin \theta_0, x, y \cos \theta_0)$, then using (44) one obtain

$$\begin{aligned} \mathcal{E}_{\text{gen}}^{\text{bdy}}(R_L : B_L) &= \frac{c}{4} \operatorname{arctanh}(\sin \theta_0) + \frac{c}{4} \log \frac{l}{y \cos \theta_0} \\ &+ \frac{c}{4} \left[\log \frac{\sqrt{(\tau_0 + y)^2 + (x_0 - x)^2}^2}{\epsilon_y} - \log \frac{4\epsilon}{(\tau'_0 + 1)^2 + x_0'^2} \right]. \end{aligned} \quad (118)$$

Extremizing the generalized entanglement negativity over x and y gives the position of Q' : $y = \tau_0$, $x = x_0$. Finally the Rad-BH entanglement negativity in the disconnected phase is given by

$$\begin{aligned} \mathcal{E}_{\text{II}}^{\text{bdy}}(R_L : B_L) &= \frac{c}{4} \left[\operatorname{arctanh}(\sin \theta_0) + \log \frac{l}{\tau_0 \cos \theta_0} + \log \frac{4\tau_0^2}{\epsilon_y} - \log \frac{4\epsilon}{(\tau'_0 + 1)^2 + x_0'^2} \right] \\ &= \frac{c}{4} \left[\operatorname{arctanh}(\sin \theta_0) + \log \frac{2l}{\epsilon_y \cos \theta_0} + \log \frac{x_0'^2 + \tau_0'^2 - 1}{\epsilon} \right], \end{aligned} \quad (119)$$

which agrees with (113) exactly.

7.3.3 Time evolution

Combining (111) and (113), one can rewrite the entanglement negativity between radiation and black hole in Rindler coordinates (T, X) using (94)

$$\begin{aligned} \mathcal{E}_{\text{I}}(R_L : B_L) &= \frac{c}{4} \log \frac{2e^{X_0}}{\epsilon}, \\ \mathcal{E}_{\text{II}}(R_L : B_L) &= \frac{c}{4} \left(\log \frac{e^{2X_0} - 1}{\epsilon} + \operatorname{arctanh}(\sin \theta_0) + \log \frac{2l}{\epsilon_y \cos \theta_0} \right). \end{aligned} \quad (120)$$

Note that in both phases the negativity is a constant, thus the final result is given by

$$\mathcal{E}(R_L : B_L) = \min\{\mathcal{E}_{\text{I}}(R_L : B_L), \mathcal{E}_{\text{II}}(R_L : B_L)\}. \quad (121)$$

7.4 The entanglement negativity between radiation and radiation

In this section we consider the entanglement negativity between two adjacent regions of radiation, i.e. the nearby radiation R_N and distant radiation R_D as illustrated in fig.12 and fig.13. The nearby part radiation R_N refers to the interval $MQ \cup PN$ with its four endpoints $M(-T + i\pi, X_1)$, $Q(-T + i\pi, X_0)$, $P(T, X_0)$ and $N(T, X_1)$ in the Rindler coordinates. While the distant part R_D refers to $EM \cup NF$ with its four endpoints $E(-T + i\pi, X_2)$, M , N and $F(T, X_2)$. The (τ', x', z') coordinates of the endpoints are shown in fig.12(a) and they can be mapped from the (T, X) coordinates via

$$\begin{aligned} x'_0 &= e^{X_0} \cosh T, & \tau'_0 &= ie^{X_0} \sinh T, \\ x'_1 &= e^{X_1} \cosh T, & \tau'_1 &= ie^{X_1} \sinh T, \\ x'_2 &= e^{X_2} \cosh T, & \tau'_2 &= ie^{X_2} \sinh T. \end{aligned} \quad (122)$$

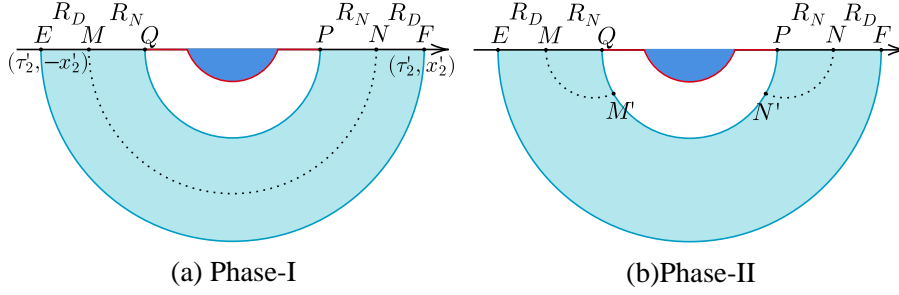


Figure 12: Possible configurations of the connected phase. (a) The cross section does not terminate on the extremal surface \widehat{QP} . (b) The cross sections terminate on \widehat{QP} . In this paper we do not consider the phases in which the cross section terminates on the outer extremal surface \widehat{EF} and the phases in which Q is connected to E as one can make these phases never appear by taking the value of X_2 to be large enough.

7.4.1 Bulk description

Phase-I As shown in fig.12(a), in phase-I there is no defect term contribution so we only need to compute the cross section separating R_N and R_D (the dashed curve in fig.12(a)), thus we get

$$\mathcal{E}_1^{\text{bulk}}(R_N : R_D) = \frac{c}{2} \log \frac{2x'_1}{\epsilon}. \quad (123)$$

Phase-II In phase-II the defect term vanishes and we only need to calculate $E_W(R_N : R_D)$ in fig.12(b). The length of the geodesic connecting $N(\tau'_1, x'_1)$ and the extremal surface \widehat{QP} : $x'^2 + z'^2 = x_0'^2$ & $\tau' = \tau'_0$ is given in appendix C and we denote this length by L_2

$$L_2 = \log \frac{\sqrt{[(\tau'_0 - \tau'_1)^2 + x_0'^2 + x_1'^2]^2 - 4x_0'^2 x_1'^2}}{\epsilon x'_0}. \quad (124)$$

Then the Rad-Rad entanglement negativity in phase-II from the bulk description is given by

$$\mathcal{E}_{\text{II}}^{\text{bulk}}(R_N : R_D) = \frac{c}{2} \log \frac{\sqrt{[(\tau'_0 - \tau'_1)^2 + x_0'^2 + x_1'^2]^2 - 4x_0'^2 x_1'^2}}{\epsilon x'_0}. \quad (125)$$

Phase-III As shown in fig.13(a), in phase-III an island appears. However, the entire island belongs to R_N therefore the defect term still vanishes and we just need to compute the cross section, which is obviously the same as that in phase-I so we just get the same result

$$\mathcal{E}_{\text{III}}^{\text{bulk}}(R_N : R_D) = \frac{c}{2} \log \frac{2x'_1}{\epsilon}. \quad (126)$$

Phase-IV In this phase the cross sections intersect with the brane at two points M' and N' as shown in fig.13(b). By the symmetry with respect to the $x' = 0$ plane, the locations of

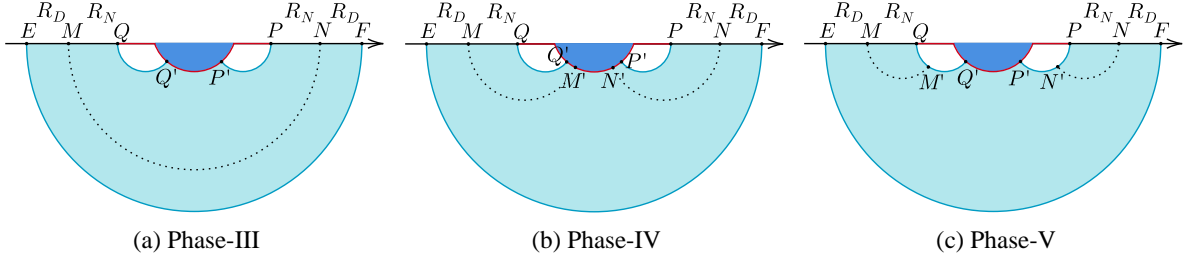


Figure 13: Possible configurations of the disconnected phase. (a) The cross section does not terminate on the extremal surface $\widehat{QQ'} \cup \widehat{P'P''}$ or on the brane. (b) The cross sections terminate on the brane. (c) The cross sections terminate on the extremal surface $\widehat{QQ'} \cup \widehat{P'P''}$.

M' and N' can be denoted as $(\tau'_{1'}, \mp x'_{1'}, z'_{1'})$, or $(-z_{1'} \tan \theta, \mp x_{1'}, z_{1'})$ in the coordinate system (τ, x, z) . The calculation of the extremal surface is similar to eq.(3.7) in [47], which gives

$$\begin{aligned}
 \widehat{MM'}/l &= \widehat{NN'}/l \\
 &= \log \frac{(\tau_1 + z_{1'} \tan \theta_0)^2 + (x_1 - x_{1'})^2 + z_{1'}^2}{\sqrt{(\tau_1 + z_{1'} \tan \theta_0)^2 + (x_1 - x_{1'})^2}} \\
 &\quad + \operatorname{arctanh} \frac{(\tau_1 + z_{1'} \tan \theta_0)^2 + (x_1 - x_{1'})^2 - z_{1'}^2}{(\tau_1 + z_{1'} \tan \theta_0)^2 + (x_1 - x_{1'})^2 + z_{1'}^2} \\
 &\quad - \log \frac{4\epsilon}{(\tau'_1 + 1)^2 + x'^2_1} .
 \end{aligned} \tag{127}$$

The defect contribution from the negativity between $Q'M' \cup P'N'$ and $M'N'$ is given by

$$\begin{aligned}
 &\mathcal{E}_{\text{defect}}(Q'M' \cup P'N' : M'N') \\
 &= \lim_{n \rightarrow 1} \log \Omega_{Q'}^{2h_n} \Omega_{M'}^{2h'_n} \Omega_{N'}^{2h'_n} \Omega_{P'}^{2h'_n} \langle \mathcal{T}_n(Q') \bar{\mathcal{T}}_n(M') \mathcal{T}_n(N') \bar{\mathcal{T}}_n(P') \rangle_{\text{flat}} \\
 &= \lim_{n \rightarrow 1} \log \Omega_{M'}^{2h'_n} \Omega_{N'}^{2h'_n} \langle \mathcal{T}'_n(Q') \bar{\mathcal{T}}'_n(Q'') \bar{\mathcal{T}}'^2_n(M') \mathcal{T}'^2_n(M'') \mathcal{T}'^2_n(N') \bar{\mathcal{T}}'^2_n(N'') \bar{\mathcal{T}}'_n(P') \mathcal{T}'_n(P'') \rangle \\
 &= \lim_{n \rightarrow 1} \log \Omega_{M'}^{2h'_n} \Omega_{N'}^{2h'_n} \langle \mathcal{T}'_n(Q') \bar{\mathcal{T}}'_n(Q'') \rangle \langle \bar{\mathcal{T}}'^2_n(M') \mathcal{T}'^2_n(M'') \rangle \langle \mathcal{T}'^2_n(N') \bar{\mathcal{T}}'^2_n(N'') \rangle \langle \bar{\mathcal{T}}'_n(P') \mathcal{T}'_n(P'') \rangle \\
 &= \lim_{n \rightarrow 1} \log \Omega_{M'}^{2h'_n} \Omega_{N'}^{2h'_n} \langle \bar{\mathcal{T}}'^2_n(M') \rangle_{\text{flat}} \langle \mathcal{T}'^2_n(N') \rangle_{\text{flat}} .
 \end{aligned} \tag{128}$$

In the third line, we use doubling trick. In the fourth line, the eight-point correlator is factorized into contractions assuming the large c limit. In the last line we reverse the doubling trick. Using (41) we get the defect term

$$\mathcal{E}_{\text{defect}}(Q'M' \cup P'N' : M'N') = \frac{c}{2} \log \frac{2l}{\epsilon_y \cos \theta_0} . \tag{129}$$

Add the area term and the defect term, do extremization and we find the extremal solution is at $(-z_{1'} \tan \theta_0, \mp x_{1'}, z_{1'}) = (-\tau_1 \sin \theta, \mp x_1, \tau_1 \cos \theta_0)$. Finally the Rad-Rad entanglement negativity in phase-IV turns out to be

$$\mathcal{E}_{\text{IV}}^{\text{bulk}}(R_N : R_D) = \frac{c}{2} \left[\log \frac{x_1^2 + \tau_1^2 - 1}{\epsilon} + \operatorname{arctanh}(\sin \theta_0) + \log \frac{2l}{\epsilon_y \cos \theta_0} \right] . \tag{130}$$

Phase-V In phase-V there is no defect term. As illustrated in fig.13(c), $E_W(R_N : R_D)$ is the geodesic connecting $N(\tau'_1, x'_1)$ and the extremal surface $\widehat{PP'}$, the length of which is given in appendix D and denoted by L_5

$$L_5 = l \log \frac{2\sqrt{[(\tau'_0 - \tau'_1)^2 + (x'_0 - x'_1)^2] [(\tau'_0 \tau'_1 - 1)^2 + (x'_0 x'_1 - 1)^2 + \tau_0'^2 x_1'^2 + \tau_1'^2 x_0'^2 - 1]}}{\epsilon(-1 + \tau_0'^2 + x_0'^2)}. \quad (131)$$

Then the Rad-Rad entanglement negativity in phase-V is given by

$$\mathcal{E}_V^{\text{bulk}}(R_N : R_D) = \frac{c}{2} \log \frac{2\sqrt{[(\tau'_0 - \tau'_1)^2 + (x'_0 - x'_1)^2] [(\tau'_0 \tau'_1 - 1)^2 + (x'_0 x'_1 - 1)^2 + \tau_0'^2 x_1'^2 + \tau_1'^2 x_0'^2 - 1]}}{\epsilon(-1 + \tau_0'^2 + x_0'^2)}. \quad (132)$$

7.4.2 Boundary description

Phase-I For phase-I shown in fig.12(a), the island is an empty set so we only need to compute the negativity between two adjacent intervals on a flat CFT, which can be calculated by

$$\begin{aligned} \mathcal{E}_I^{\text{bdy}}(R_N : R_D) &= \mathcal{E}_{\text{eff}}(R_N : R_D) \\ &= \lim_{n \rightarrow 1} \log \langle \mathcal{T}_n(E) \bar{\mathcal{T}}_n^2(M) \mathcal{T}_n(Q) \bar{\mathcal{T}}_n(P) \mathcal{T}_n^2(N) \bar{\mathcal{T}}_n(F) \rangle \\ &= \lim_{n \rightarrow 1} \log \langle \mathcal{T}_n(E) \bar{\mathcal{T}}_n(F) \rangle \langle \bar{\mathcal{T}}_n^2(M) \mathcal{T}_n^2(N) \rangle \langle \mathcal{T}_n(Q) \bar{\mathcal{T}}_n(P) \rangle, \end{aligned} \quad (133)$$

where in the second line we assume large c limit and factorizes the correlator [39]¹⁴. Using (44) one gets

$$\mathcal{E}_I^{\text{bdy}}(R_N : R_D) = \frac{c}{2} \log \frac{2x'_1}{\epsilon}, \quad (134)$$

which agrees with (123) exactly.

Phase-II In phase-II the island is an empty set so we only need to compute the matter term

$$\begin{aligned} \mathcal{E}_{\text{II}}^{\text{bdy}}(R_N : R_D) &= \mathcal{E}_{\text{eff}}(R_N : R_D) \\ &= \lim_{n \rightarrow 1} \log \langle \mathcal{T}_n(E) \bar{\mathcal{T}}_n^2(M) \mathcal{T}_n(Q) \bar{\mathcal{T}}_n(P) \mathcal{T}_n^2(N) \bar{\mathcal{T}}_n(F) \rangle \\ &= \lim_{n \rightarrow 1} \log \langle \mathcal{T}_n(E) \bar{\mathcal{T}}_n(F) \rangle \langle \bar{\mathcal{T}}_n^2(M) \mathcal{T}_n(Q) \bar{\mathcal{T}}_n(P) \mathcal{T}_n^2(N) \rangle, \end{aligned} \quad (135)$$

The four-point function is given by (51)¹⁵

$$\lim_{n \rightarrow 1} \langle \bar{\mathcal{T}}_n^2(M) \mathcal{T}_n(Q) \bar{\mathcal{T}}_n(P) \mathcal{T}_n^2(N) \rangle = 2^{c/2} |NP|^{c/2} |NP'|^{c/2} |PP'|^{-c/2} \epsilon^{-c/2}, \quad (136)$$

thus we have

$$\mathcal{E}_{\text{II}}^{\text{bdy}}(R_N : R_D) = \frac{c}{2} \log \frac{\sqrt{[(\tau'_0 - \tau'_1)^2 + (x'_0 - x'_1)^2] [(\tau'_0 - \tau'_1)^2 + (-x'_0 - x'_1)^2]}}{\epsilon x'_0}, \quad (137)$$

which exactly equals (125).

¹⁴The contractions can be justified by the holographic extremal surfaces shown in fig.12(a).

¹⁵Note that (51) is correlator of chiral operators thus in (136) all powers double.

Phase-III In phase-III there is no area term therefore the entanglement negativity is just given by the matter term

$$\begin{aligned}
\mathcal{E}_{\text{III}}^{\text{bdy}}(R_N : R_D) &= \mathcal{E}_{\text{eff}}(R_N : R_D) \\
&= \lim_{n \rightarrow 1} \log \Omega_{Q'}^{2h_n} \Omega_{P'}^{2h_n} \langle \mathcal{T}_n(E) \bar{\mathcal{T}}_n^2(M) \mathcal{T}_n(Q) \bar{\mathcal{T}}_n(Q') \mathcal{T}_n(P') \bar{\mathcal{T}}_n(P) \mathcal{T}_n^2(N) \bar{\mathcal{T}}_n(F) \rangle \\
&= \lim_{n \rightarrow 1} \log \langle \mathcal{T}_n(E) \bar{\mathcal{T}}_n(F) \rangle \langle \bar{\mathcal{T}}_n^2(M) \mathcal{T}_n^2(N) \rangle \langle \mathcal{T}_n(Q) \bar{\mathcal{T}}_n(Q') \rangle \langle \mathcal{T}_n(P') \bar{\mathcal{T}}_n(P) \rangle \\
&= \frac{c}{2} \log \frac{2x'_1}{\epsilon} ,
\end{aligned} \tag{138}$$

which is the same as (126).

Phase-IV The matter term of phase-IV is given by

$$\begin{aligned}
\mathcal{E}_{\text{eff}}(R_N : R_D) &= \lim_{n \rightarrow 1} \log \Omega_{Q'}^{2h_n} \Omega_{M'}^{2h'_n} \Omega_{N'}^{2h'_n} \Omega_{P'}^{2h_n} \langle \mathcal{T}_n(E) \bar{\mathcal{T}}_n^2(M) \mathcal{T}_n(Q) \bar{\mathcal{T}}_n(Q') \mathcal{T}_n^2(M') \bar{\mathcal{T}}_n^2(N') \mathcal{T}_n(P') \bar{\mathcal{T}}_n(P) \mathcal{T}_n^2(N) \bar{\mathcal{T}}_n(F) \rangle \\
&= \lim_{n \rightarrow 1} \log \Omega_{M'}^{2h'_n} \Omega_{N'}^{2h'_n} \langle \mathcal{T}_n(E) \bar{\mathcal{T}}_n(F) \rangle \langle \bar{\mathcal{T}}_n^2(M) \mathcal{T}_n^2(M') \rangle \langle \mathcal{T}_n(Q) \bar{\mathcal{T}}_n(Q') \rangle \langle \bar{\mathcal{T}}_n^2(N') \mathcal{T}_n^2(N) \rangle \langle \mathcal{T}_n(P') \bar{\mathcal{T}}_n(P) \rangle \\
&= \lim_{n \rightarrow 1} \log \Omega_{M'}^{2h'_n} \Omega_{N'}^{2h'_n} \langle \bar{\mathcal{T}}_n^2(M) \mathcal{T}_n^2(M') \rangle \langle \bar{\mathcal{T}}_n^2(N') \mathcal{T}_n^2(N) \rangle .
\end{aligned} \tag{139}$$

Assuming that in the (τ, x, z) coordinates we have $M'(-y_{M'} \sin \theta, x_{M'}, y_{M'} \sin \theta)$ and $N'(-y_{N'} \sin \theta, x_{N'}, y_{N'} \sin \theta)$, then two-point correlators reads

$$\begin{aligned}
\lim_{n \rightarrow 1} \log \Omega_{M'}^{2h'_n} \Omega_{N'}^{2h'_n} \langle \bar{\mathcal{T}}_n^2(M) \mathcal{T}_n^2(M') \rangle \langle \bar{\mathcal{T}}_n^2(N') \mathcal{T}_n^2(N) \rangle \\
= \frac{c}{4} \log \frac{l}{y_{M'} \cos \theta_0} + \frac{c}{4} \log \frac{l}{y_{N'} \cos \theta_0} \\
+ \frac{c}{4} \left[\log \frac{\sqrt{(\tau_1 + y_{M'})^2 + (-x_1 - x_{M'})^2}}{\epsilon_y} - \log \frac{4\epsilon}{(\tau'_1 + 1)^2 + x_1'^2} \right] \\
+ \frac{c}{4} \left[\log \frac{\sqrt{(\tau_1 + y_{N'})^2 + (x_1 - x_{N'})^2}}{\epsilon_y} - \log \frac{4\epsilon}{(\tau'_1 + 1)^2 + x_1'^2} \right] .
\end{aligned} \tag{140}$$

Extremizing (140) over $y_{M'}$, $x_{M'}$, $y_{N'}$ and $x_{N'}$ gives

$$y_{M'} = \tau_1 , \quad x_{M'} = -x_1 , \quad y_{N'} = \tau_1 , \quad x_{N'} = x_1 . \tag{141}$$

Add the area term and finally we obtain the Rad-Rad entanglement negativity

$$\mathcal{E}_{\text{IV}}^{\text{bdy}}(R_N : R_D) = \frac{c}{2} \left[\log \frac{x_1'^2 + \tau_1'^2 - 1}{\epsilon} + \text{arctanh}(\sin \theta_0) + \log \frac{2l}{\epsilon_y \cos \theta_0} \right] . \tag{142}$$

which agrees with (130) precisely.

Phase-V As illustrated in fig.13(c), there is no island cross section on the brane, so the Rad-Rad entanglement negativity in the boundary description reduces to $\mathcal{E}_{\text{eff}}(R_N : R_D \cup I_D)$, which is given by

$$\begin{aligned}
\mathcal{E}_{\text{eff}}(R_N : R_D \cup I_D) &= \lim_{n \rightarrow 1} \log \Omega_{Q'}^{2h_n} \Omega_{P'}^{2h_n} \langle \mathcal{T}_n(E) \bar{\mathcal{T}}_n^2(M) \mathcal{T}_n(Q) \mathcal{T}_n(Q') \bar{\mathcal{T}}_n(P') \bar{\mathcal{T}}_n(P) \mathcal{T}_n^2(N) \bar{\mathcal{T}}_n(F) \rangle \\
&= \lim_{n \rightarrow 1} \log \langle \mathcal{T}_n(E) \bar{\mathcal{T}}_n(F) \rangle \langle \bar{\mathcal{T}}_n^2(M) \mathcal{T}_n(Q) \mathcal{T}_n(Q') \rangle \langle \bar{\mathcal{T}}_n(P') \bar{\mathcal{T}}_n(P) \mathcal{T}_n^2(N) \rangle .
\end{aligned} \tag{143}$$

By employing (17) one gets

$$\langle \bar{\mathcal{T}}_n^2(M) \mathcal{T}_n(Q) \mathcal{T}_n(Q') \rangle = 2^{c/4} |MQ|^{-2h'_n} |MQ'|^{-2h'_n} |QQ'|^{-4h_n+2h'_n} \tilde{\epsilon}^{4h'_n} , \quad (144)$$

where $\tilde{\epsilon}$ is the UV cut-off of $(\tau_1, x_1, 0)$ in (τ, x, z) coordinates. We also have

$$\begin{aligned} |MQ| &= \sqrt{(\tau_0 - \tau_1)^2 + (x_0 - x_1)^2} , \\ |MQ'| &= \sqrt{(\tau_0 + \tau_1)^2 + (x_0 - x_1)^2} , \\ |QQ'| &= 2\tau_0 . \end{aligned} \quad (145)$$

One can compute $\langle \bar{\mathcal{T}}_n(P') \bar{\mathcal{T}}_n(P) \mathcal{T}_n^2(N) \rangle$ using the same method. Insert (144), (145) into (143), we get

$$\mathcal{E}_V^{\text{bdy}}(R_N : R_D) = \frac{c}{2} \log \frac{\sqrt{[(\tau_0 - \tau_1)^2 + (x_0 - x_1)^2]} [(\tau_0 + \tau_1)^2 + (x_0 - x_1)^2]}{\tilde{\epsilon} \tau_0} , \quad (146)$$

which agrees with (132) after transforming to the (τ', x', z') coordinates.

7.4.3 Time evolution

Here we summarize our results by transforming to the Rindler coordinate via (122) and we get the time evolution. Note that we also assume that $X_0 < X_1 < X_2$.

Phase-I

$$\mathcal{E}_I(R_N : R_D) = \frac{c}{2} \log \frac{2e^{X_1} \cosh T}{\epsilon} . \quad (147)$$

Phase-II

$$\mathcal{E}_{II}(R_N : R_D) = \frac{c}{2} \log \frac{(e^{X_1} - e^{X_0}) \sqrt{e^{2X_0} + e^{2X_1} + 2e^{X_0+X_1} \cosh 2T}}{\epsilon e^{X_0} \cosh T} . \quad (148)$$

Phase-III (Note that phase-III is the same as phase-I)

$$\mathcal{E}_{III}(R_N : R_D) = \frac{c}{2} \log \frac{2e^{X_1} \cosh T}{\epsilon} . \quad (149)$$

Phase-IV

$$\mathcal{E}_{IV}(R_N : R_D) = \frac{c}{2} \left[\log \frac{e^{2X_1} - 1}{\epsilon} + \text{arctanh}(\sin \theta) + \log \frac{2l}{\epsilon_y \cos \theta} \right] . \quad (150)$$

Phase-V

$$\mathcal{E}_V(R_N : R_D) = \frac{c}{2} \log \frac{2(e^{X_1} - e^{X_0})(e^{X_0+X_1} - 1)}{\epsilon(e^{2X_0} - 1)} . \quad (151)$$

The entanglement negativity between nearby radiation and distant radiation experiences two phases. The early time phase corresponds to the connected extremal surface, where the entanglement negativity is given by the minimum value in \mathcal{E}_I and \mathcal{E}_{II} . The late time phase corresponds to the disconnected extremal surface and the negativity is the minimum value

in \mathcal{E}_{III} , \mathcal{E}_{IV} and \mathcal{E}_{V} . In summary, the entanglement negativity between nearby radiation and distant radiation is given by

$$\mathcal{E}(R_N : R_D) = \begin{cases} \min\{\mathcal{E}_{\text{I}}, \mathcal{E}_{\text{II}}\} , & T < T_P \\ \min\{\mathcal{E}_{\text{III}}, \mathcal{E}_{\text{IV}}, \mathcal{E}_{\text{V}}\} , & T > T_P . \end{cases} \quad (152)$$

The result under specific parameters is plotted in fig.14. One can see that before Page time, phase-I and phase-II dominant. At the beginning after Page time, phase-III dominates, which gives the same result as phase-I and later it shifts to phase-V which is a constant all the time.

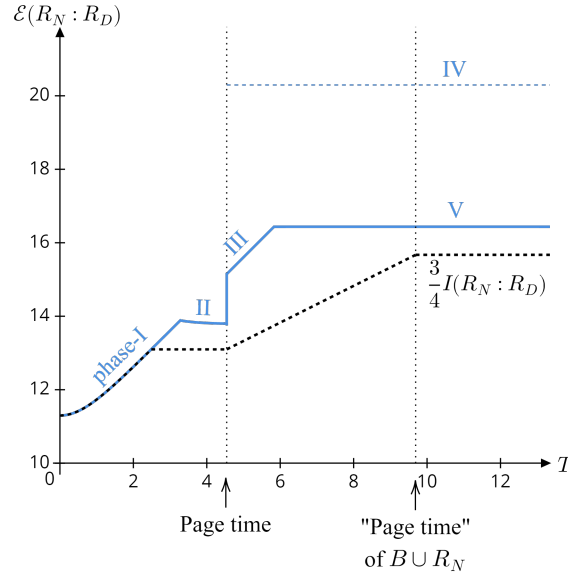


Figure 14: Time evolution of the entanglement negativity between nearby radiation and distant radiation (in the unit of $\frac{\epsilon}{2}$) with respect to time T . We set $X_0 = 1$, $X_1 = 6$, $l = 1$, $\theta = \frac{\pi}{6}$, $\epsilon = 0.01$, and $\epsilon_y = 0.1$ but note that in such a setting the final result does not rely on ϵ_y . The black dash line shows the evolution of $\frac{3}{4}I(R_N : R_D)$.

8 Conclusions and discussions

In this paper we have studied entanglement negativity for evaporating black hole based on the holographic model with defect brane. We start from the holographic dual of entanglement negativity for adjacent intervals in $\text{AdS}_3/\text{CFT}_2$ and generalize it to the island formula. To test this formula, we work in AdS_3 with an EOW brane as a bulk defect. Including the contribution from the defect theory on the brane, we propose the defect extremal surface formula for negativity. On the other hand, this model is tightly related to a lower dimensional gravity system glued to a quantum bath. In fact there is a concrete procedure, including both Randall-Sundrum and Maldacena duality, to give a lower dimensional effective description for the same system. We demonstrate the equivalence between defect extremal surface formula and island formula for negativity in $\text{AdS}_3/\text{BCFT}_2$. Extending the study to the model of eternal black hole plus CFT bath, we find that left black hole-left radiation negativity is always a constant, black

hole-black hole negativity decreases until vanishing, radiation-radiation negativity increases and then saturates at a time later than Page time. In all the time dependent cases, defect extremal surface formula agrees with island formula.

Note that there is an alternative holographic proposal for entanglement negativity in adjacent intervals, given by mutual information multiplied by $3/4$. One might naively promote $3/4$ mutual information to its island formula, which is nothing but a linear combination of three island formulas for von Neumann entropy. We plotted the curves computed from the naively promoted formula, for black hole-black hole negativity and radiation-radiation negativity. We admit that so far we can not prove either one, but just remark that for general quantum system (coupled to gravity), mutual information also measures classical correlation, which is quite different from negativity. So it is unlikely that the island of mutual information can be the final formula. We leave further study on these two different proposals to future.

There are a few future questions listed in order: First, a general holographic dual for negativity. In this paper we mainly focus on the adjacent intervals and the precise holographic dual for negativity of two disjoint intervals is still open. As pointed out by Dong, Qi and Walter [54], there could be dominate contributions from replica non-symmetric saddles. How to find the general holographic dual is essentially the key to find a general island formula. Second, a CFT calculation to justify replica non-symmetric saddles. Inspired from [54], for $n = 2m$ replicas one can take Z_m quotient and there are eight-point functions left over for two disjoint intervals. Developing the CFT techniques to incorporate the replica non-symmetric saddles is crucial to understand negativity in QFT. See also [57] for related discussion. Last, compare our negativity curve to those in other models. For instance, there are recent studies of negativity in JT+EOW models of evaporating black holes [58]. It would be interesting to compare these results. We leave these to future work.

Acknowledgements

We are grateful for the useful discussions with Tianyi Li, Jinwei Chu and our group members in Fudan University. This work is supported by NSFC grant 11905033. YZ is also supported by NSFC 11947301 through Peng Huanwu Center for Fundamental Theory.

A The OPE coefficient

We fix the OPE coefficient by comparing the order $1/2$ Rényi reflected entropy and the entanglement negativity between two adjacent intervals $A = [-\ell_1, 0]$ and $B = [0, \ell_2]$. The Rényi reflected entropy is given by

$$\begin{aligned} S_R^{(1/2)}/2 &= \lim_{m \rightarrow 1} \lim_{n \rightarrow 1/2} \log \langle \sigma_{g_A}(-\ell_1) \sigma_{g_A^{-1}g_B}(0) \sigma_{g_B^{-1}}(\ell_2) \rangle \\ &= \lim_{m \rightarrow 1} \lim_{n \rightarrow 1/2} \log \frac{C_{n,m}}{\ell_1^{4h_n} \ell_2^{4h_n} (\ell_1 + \ell_2)^{4nh_m - 4h_n}} , \end{aligned} \quad (153)$$

with [76]

$$C_{n,m} = (2m)^{-4h_n} , \quad h_n = \frac{c}{24} \left(n - \frac{1}{n} \right) . \quad (154)$$

The entanglement negativity between A and B is (17)

$$\mathcal{E} = \lim_{n_e \rightarrow 1} \log \langle \mathcal{T}_{n_e}(-\ell_1) \bar{\mathcal{T}}_{n_e}^2(0) \mathcal{T}_{n_e}(\ell_2) \rangle = \lim_{n_e \rightarrow 1} \log \frac{C_{\mathcal{T}_{n_e} \bar{\mathcal{T}}_{n_e}^2 \mathcal{T}_{n_e}}}{\ell_1^{2h'_{n_e}} \ell_2^{2h'_{n_e}} (\ell_1 + \ell_2)^{4h_{n_e} - 2h'_{n_e}}} . \quad (155)$$

Comparing (153) and (155), we end up with

$$\lim_{n_e \rightarrow 1} C_{\mathcal{T}_{n_e} \bar{\mathcal{T}}_{n_e}^2 \mathcal{T}_{n_e}} = \lim_{m \rightarrow 1} \lim_{n \rightarrow 1/2} C_{n,m} = 2^{c/4} . \quad (156)$$

B Four-point (six-point) function at large c limit

In this appendix we give a calculation of the four-point function in (51) at large c limit using the method in [39, 51]. Instead of four-point function, here we first consider a six-point function

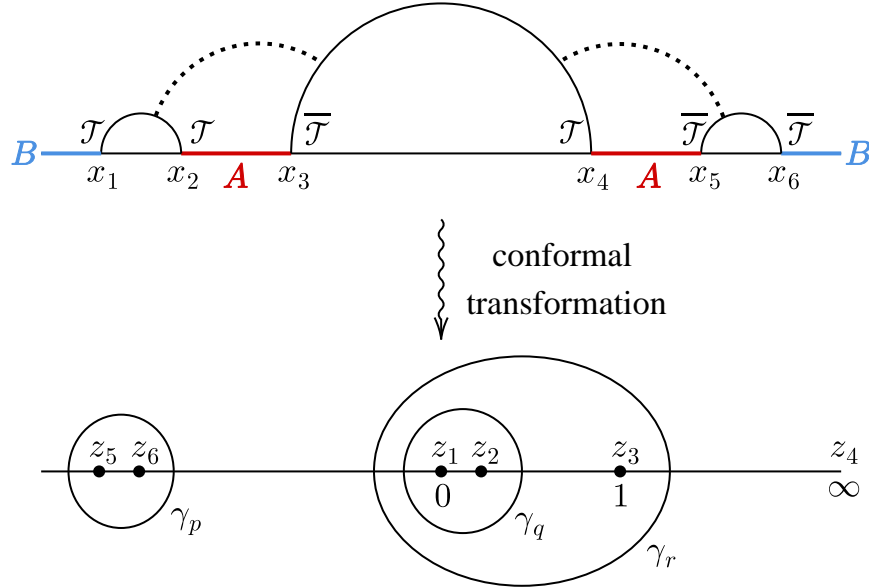


Figure 15: Six point function (159) and the holographic dual of its OPE channel. Three points $\{x_1, x_3, x_4\}$ are mapped to $\{z_1, z_3, z_4\} = \{0, 1, \infty\}$ by a conformal transformation. $\gamma_{p,q,r}$ are contours chosen to determine the monodromies (165).

as illustrated in fig.15, which gives the entanglement negativity between A (the red intervals in fig.15) and B (blue). These six points are parameterized to

$$x_1 = -a - r , \quad x_2 = -a + r , \quad x_3 = -b , \quad x_4 = b , \quad x_5 = a - r , \quad x_6 = a + r . \quad (157)$$

In the limit $r = \epsilon \rightarrow 0$ the six-point function reduces to the four-point function in (51) with UV cut-off ϵ . After a conformal transformation, we can map $\{x_1, x_3, x_4\}$ to $\{z_1, z_3, z_4\} = \{0, 1, \infty\}$ while sending

$$x_{2,5,6} \rightarrow z_{2,5,6} = \frac{(x_{2,5,6} - x_1)(x_4 - x_3)}{(x_1 - x_3)(x_{2,5,6} - x_4)} \quad (158)$$

as shown in fig.15. At the large c limit with $h_{i=1,\dots,6}/c$ and $h_{a=p,q,r}/c$ fixed¹⁶, the six point function

$$\langle \mathcal{T}(z_1)\mathcal{T}(z_2)\bar{\mathcal{T}}(z_3)\mathcal{T}(z_4)\bar{\mathcal{T}}(z_5)\bar{\mathcal{T}}(z_6) \rangle \quad (159)$$

can be approximated by

$$\langle \mathcal{T}(z_1)\mathcal{T}(z_2)\bar{\mathcal{T}}(z_3)\mathcal{T}(z_4)\bar{\mathcal{T}}(z_5)\bar{\mathcal{T}}(z_6) \rangle \approx c_{12}^p c_{p3}^q c_{56}^r c_{q4}^r \mathcal{F}(z_i) \mathcal{F}(\bar{z}_i) , \quad (160)$$

where p, q, r label the leading order primaries in the OPE as shown in fig.16, c_{ij}^k are the OPE

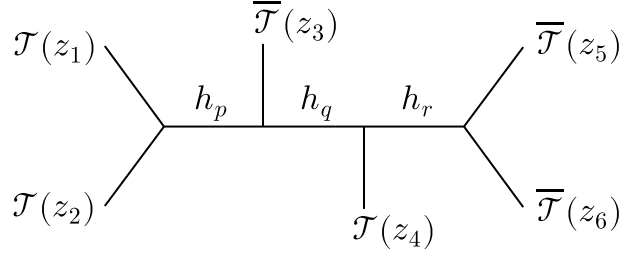


Figure 16: Dominant fusion channel of the six-point function (159).

coefficients, and \mathcal{F} is the six-point Virasoro block, which exponentiates at large c limit [39]

$$\mathcal{F} \sim \exp \left[-\frac{c}{6} f \left(\frac{h_a}{c}, \frac{h_i}{c}, z_i \right) \right] , \quad (161)$$

with f the semiclassical block which can be computed by solving a monodromy problem. Consider the following differential equation

$$\psi''(z) + T(z)\psi(z) = 0 , \quad (162)$$

where $T(z)$ is given by

$$T(z) = \sum_{i=1}^6 \left(\frac{6h_i/c}{(z-z_i)^2} - \frac{c_i}{z-z_i} \right) , \quad (163)$$

with c_i the accessory parameters satisfying

$$\sum_{i=1}^6 c_i = 0 , \quad \sum_{i=1}^6 \left(c_i z_i - \frac{6h_i}{c} \right) = 0 , \quad \sum_{i=1}^6 \left(c_i z_i^2 - \frac{12h_i}{c} z_i \right) = 0 , \quad (164)$$

which guarantee that $T(z)$ vanishes as z^{-4} at infinity. The differential equation (162) has two solutions ψ_1 and ψ_2 . If we take these solutions on a closed contour around some singular point, as illustrated in fig.15, they will undergo some monodromy

$$\begin{pmatrix} \psi_1 \\ \psi_2 \end{pmatrix} \rightarrow M \begin{pmatrix} \psi_1 \\ \psi_2 \end{pmatrix} . \quad (165)$$

¹⁶Here h_i denotes the conformal weight of the external operator and h_a the weight of the internal operator. In this appendix we simply take the limit $n_e \rightarrow 1$ since we are going to calculate entanglement negativity ultimately, thus we have $h_i = 0$.

The accessory parameters c_i can be determined by (164) and the following three equations

$$\text{Tr} M_a = -2 \cos \left(\pi \sqrt{1 - \frac{24}{c} h_a} \right), \quad a = p, q, r, \quad (166)$$

where $M_{a=p}$ denotes the 2×2 monodromy matrix for the cycle γ_p enclosing z_1 and z_2 as shown in fig.15, and the same is true for $a = q, r$; h_p is the conformal dimension of the leading operator in the OPE contraction of $\mathcal{T}(z_1)$ and $\mathcal{T}(z_2)$ as shown in fig.16, same for $a = q, r$. From (16) we know that $h_p = h_r = h'_{n=1} = -c/8$ and we also have $h_q = h_{n=1} = 0$ [53].

Now we can solve c_i , and they are the partial derivative of f with respect to z_i , i.e., $\partial f / \partial z_i = c_i$. Therefore, we can calculate the partial derivative of \mathcal{E} with respect to the coordinate parameters $y = a, b, r$ in (157). From (160) we obtain

$$\frac{\partial \mathcal{E}}{\partial y} = -\frac{c}{3} \sum_{i=1}^6 \frac{\partial f}{\partial z_i} \frac{\partial z_i}{\partial y} = -\frac{c}{3} \sum_{i=1}^6 c_i \frac{\partial z_i}{\partial y}. \quad (167)$$

On the other hand, the entanglement wedge cross section (dashed arc in fig.15) is given by (see appendix A of [80])

$$E_W = \frac{\text{Area}[\Gamma]}{4G_N} = \frac{c}{6} \times 2 \log \sqrt{\frac{(a-r)(a+r) - b^2 + \sqrt{((a-r)^2 - b^2)((a+r)^2 - b^2)}}{(a-r)(a+r) - b^2 - \sqrt{((a-r)^2 - b^2)((a+r)^2 - b^2)}}}. \quad (168)$$

In the limit $r = \epsilon \rightarrow 0$, we have

$$\frac{3}{2} E_W = \frac{c}{2} \log \frac{a^2 - b^2}{b\epsilon}, \quad (169)$$

which is the result in (51)¹⁷. The partial derivatives of \mathcal{E} with respect to a, b, r are numerically plotted in fig.17 - 19 and compared with that of $3E_W/2$. The two results match well.

C The length formula of L_2

The computation of L_2 in the coordinates (τ', x', z') is as follow. First we derive a general expression of the length of geodesic shown in fig.20.

The radius of the geodesic R_g can be determined by $|AC| = |BC|$

$$|CD| = \frac{d^2 - h^2}{2d}, \quad R_g = |CA| = |CB| = \frac{d^2 + h^2}{2d}. \quad (170)$$

According to the metric given by (93), we can compute the length of geodesic

$$L_0(d, h) = \int_{\phi=\phi_\epsilon}^{\phi_B} l \frac{R_g d\phi}{R_g \sin \phi} = \left[l \log \tan \frac{\phi}{2} \right]_{\phi=\phi_\epsilon}^{\phi_B}, \quad (171)$$

where ϕ_B is the angle between CA and CB , ϕ_ϵ comes from the the UV cut-off $z' = \epsilon$ of the asymptotic boundary. Using (d, h, ϵ) to express (ϕ_ϵ, ϕ_B) and we get

$$L_0(d, h) = l \log \frac{d^2 + h^2}{\epsilon h}. \quad (172)$$

¹⁷The difference of a factor two is because (51) is the result after doubling trick.

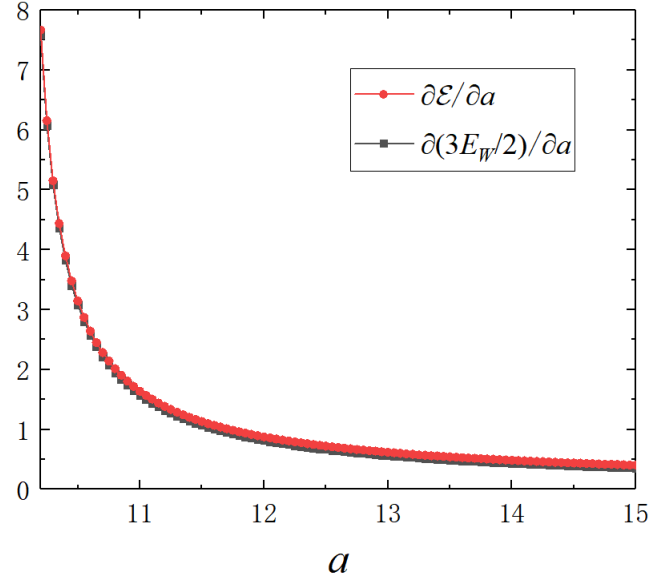


Figure 17: The partial derivatives of \mathcal{E} and $3E_W/2$ (divided by $c/3$) with respect to a . We take $b = 10$, $r = 0.01$ and a ranging from 10.2 to 15, in which region the OPE channel dominates.

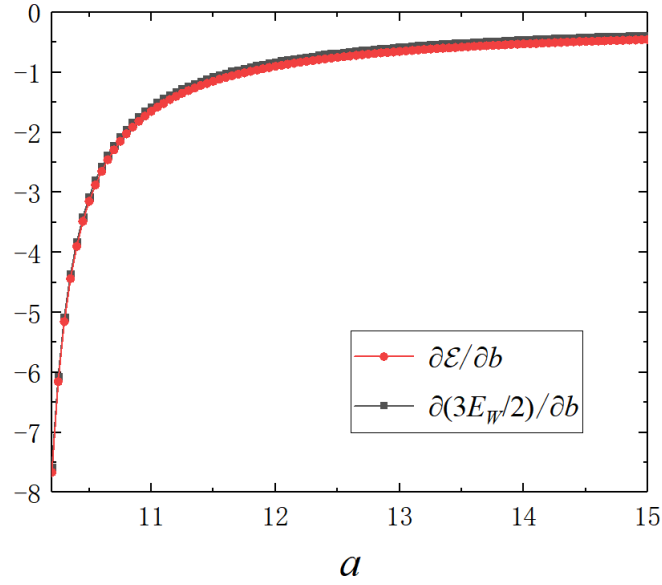


Figure 18: The partial derivatives of \mathcal{E} and $3E_W/2$ (divided by $c/3$) with respect to b .

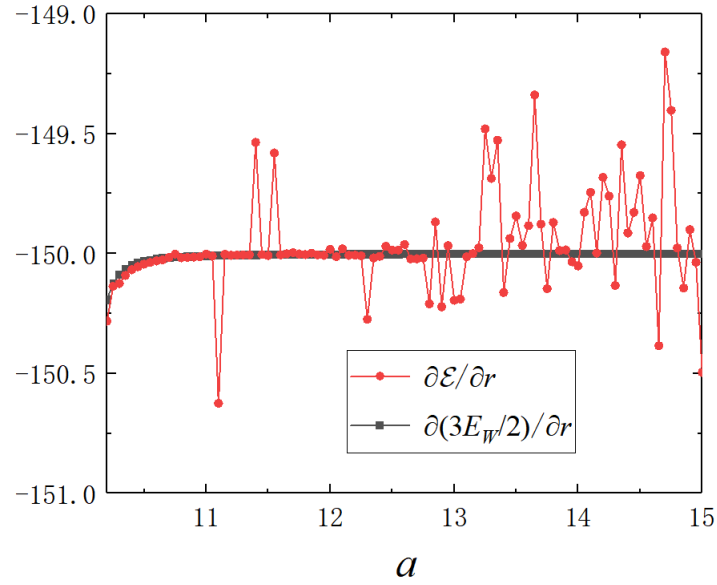


Figure 19: The partial derivatives of \mathcal{E} and $3E_W/2$ (divided by $c/3$) with respect to r .

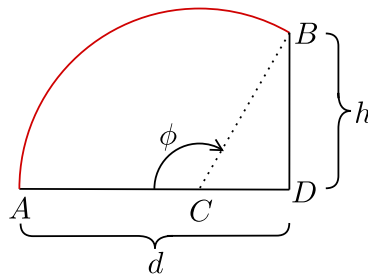


Figure 20: A slice perpendicular to the $\tau' - x'$ plane. The solid red line is the geodesic with C its center. A and B are the ending points of the geodesic, with A on the $\tau' - x'$ plane and h the z' coordinate of B . d is the distance between the projections of A and B on $\tau' - x'$ plane.

Then we calculate L_2 . As shown in fig.12(b), N' can move on the extremal surface so we introduce α to parameterize the position of N' . The coordinate of N' can be represented by $(\tau', x', z') = (\tau'_0, x'_0 \sin \alpha, x'_0 \cos \alpha)$ with $\alpha \in (-\pi, \pi)$. So the length of geodesic connecting $N(\tau'_1, x'_1, 0)$ and N' is given by

$$L_0(\sqrt{(\tau'_0 - \tau'_1)^2 + (x'_0 \sin \alpha - x'_1)^2}, x'_0 \cos \alpha) = l \log \frac{(\tau'_0 - \tau'_1)^2 + (x'_0 \sin \alpha - x'_1)^2 + x'^2_0 \cos^2 \alpha}{\epsilon x'_0 \cos \alpha}, \quad (173)$$

which is a function of α . By extremizing (173) with respect to α , we get (124) with $\sin \alpha = \frac{2x'_0 x'_1}{(\tau'_0 - \tau'_1)^2 + x'^2_0 + x'^2_1}$.

D The length formula of L_5

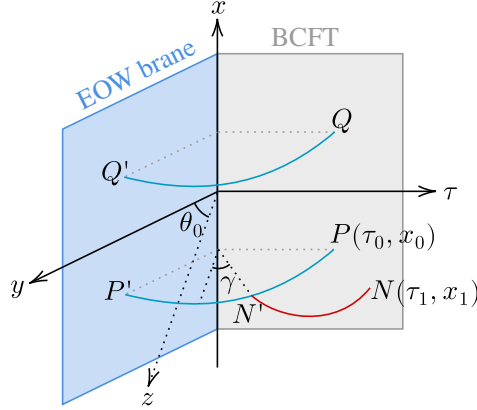


Figure 21: This figure is fig.13(c) viewed in (τ, x, z) coordinates. The RT surfaces (blue solid lines) are arcs centered on the x -axis. The entanglement wedge cross section is drawn with a solid red line.

We calculate L_5 (i.e. the length of the red curve $\widehat{NN'}$ in fig.21) in the coordinates (τ, x, z) . Since the expression of the metric is the same in (τ, x, z) and (τ', x', z') , we can use (172) to write the length of $\widehat{NN'}$

$$L_0(\sqrt{(\tau_0 \sin \gamma - \tau_1)^2 + (x_0 - x_1)^2}, \tau_0 \cos \gamma) = l \log \frac{(\tau_0 \sin \gamma - \tau_1)^2 + (x_0 - x_1)^2 + \tau_0^2 \cos^2 \gamma}{\tilde{\epsilon} \tau_0 \cos \gamma}, \quad (174)$$

where γ is introduced to parameterize the position of N' , $\tilde{\epsilon}$ is the position-dependent cut-off in (τ, x, z) coordinates which is given by $\tilde{\epsilon} = \frac{4\epsilon}{(\tau'_1 + 1)^2 + x'^2_1}$. Extremizing (174) leads to the extremal solution

$$L_5 = l \log \frac{\sqrt{[\tau_0^2 + \tau_1^2 + (x_0 - x_1)^2]^2 - 4\tau_0^2 \tau_1^2}}{\tilde{\epsilon} \tau_0}. \quad (175)$$

We return to (τ', x', z') by coordinate transformation (90)

$$L_5 = l \log \frac{2\sqrt{[(\tau'_0 - \tau'_1)^2 + (x'_0 - x'_1)^2] [(\tau'_0 \tau'_1 - 1)^2 + (x'_0 x'_1 - 1)^2 + \tau_0'^2 x_1'^2 + \tau_1'^2 x_0'^2 - 1]}}{\epsilon(-1 + \tau_0'^2 + x_0'^2)} . \quad (176)$$

References

- [1] S. W. Hawking, “Breakdown of Predictability in Gravitational Collapse,” *Phys. Rev. D* **14**, 2460-2473 (1976) doi:10.1103/PhysRevD.14.2460
- [2] D. N. Page, “Information in black hole radiation,” *Phys. Rev. Lett.* **71**, 3743-3746 (1993) doi:10.1103/PhysRevLett.71.3743 [arXiv:hep-th/9306083 [hep-th]].
- [3] D. N. Page, “Time Dependence of Hawking Radiation Entropy,” *JCAP* **09**, 028 (2013) doi:10.1088/1475-7516/2013/09/028 [arXiv:1301.4995 [hep-th]].
- [4] G. Vidal and R. F. Werner, “Computable measure of entanglement,” *Phys. Rev. A* **65**, 032314 (2002) doi:10.1103/PhysRevA.65.032314 [arXiv:quant-ph/0102117 [quant-ph]].
- [5] M. B. Plenio, “Logarithmic Negativity: A Full Entanglement Monotone That is not Convex,” *Phys. Rev. Lett.* **95**, no.9, 090503 (2005) doi:10.1103/PhysRevLett.95.090503 [arXiv:quant-ph/0505071 [quant-ph]].
- [6] P. Calabrese and J. L. Cardy, “Entanglement entropy and quantum field theory,” *J. Stat. Mech.* **0406**, P06002 (2004) doi:10.1088/1742-5468/2004/06/P06002 [arXiv:hep-th/0405152 [hep-th]].
- [7] P. Calabrese, J. Cardy and E. Tonni, “Entanglement negativity in quantum field theory,” *Phys. Rev. Lett.* **109**, 130502 (2012) doi:10.1103/PhysRevLett.109.130502 [arXiv:1206.3092 [cond-mat.stat-mech]].
- [8] P. Calabrese, J. Cardy and E. Tonni, “Entanglement negativity in extended systems: A field theoretical approach,” *J. Stat. Mech.* **1302**, P02008 (2013) doi:10.1088/1742-5468/2013/02/P02008 [arXiv:1210.5359 [cond-mat.stat-mech]].
- [9] P. Calabrese, L. Tagliacozzo and E. Tonni, “Entanglement negativity in the critical Ising chain,” *J. Stat. Mech.* **1305**, P05002 (2013) doi:10.1088/1742-5468/2013/05/P05002 [arXiv:1302.1113 [cond-mat.stat-mech]].
- [10] V. Alba, “Entanglement negativity and conformal field theory: a Monte Carlo study,” *J. Stat. Mech.* **1305**, P05013 (2013) doi:10.1088/1742-5468/2013/05/P05013 [arXiv:1302.1110 [cond-mat.stat-mech]].
- [11] A. Coser, E. Tonni and P. Calabrese, “Entanglement negativity after a global quantum quench,” *J. Stat. Mech.* **1412**, no.12, P12017 (2014) doi:10.1088/1742-5468/2014/12/P12017 [arXiv:1410.0900 [cond-mat.stat-mech]].

- [12] P. Calabrese, J. Cardy and E. Tonni, “Finite temperature entanglement negativity in conformal field theory,” *J. Phys. A* **48**, no.1, 015006 (2015) doi:10.1088/1751-8113/48/1/015006 [arXiv:1408.3043 [cond-mat.stat-mech]].
- [13] M. Hoogeveen and B. Doyon, “Entanglement negativity and entropy in non-equilibrium conformal field theory,” *Nucl. Phys. B* **898**, 78-112 (2015) doi:10.1016/j.nuclphysb.2015.06.021 [arXiv:1412.7568 [cond-mat.stat-mech]].
- [14] O. Blondeau-Fournier, O. A. Castro-Alvaredo and B. Doyon, “Universal scaling of the logarithmic negativity in massive quantum field theory,” *J. Phys. A* **49**, no.12, 125401 (2016) doi:10.1088/1751-8113/49/12/125401 [arXiv:1508.04026 [hep-th]].
- [15] X. Wen, P. Y. Chang and S. Ryu, “Entanglement negativity after a local quantum quench in conformal field theories,” *Phys. Rev. B* **92**, no.7, 075109 (2015) doi:10.1103/PhysRevB.92.075109 [arXiv:1501.00568 [cond-mat.stat-mech]].
- [16] P. Ruggiero, V. Alba and P. Calabrese, “Negativity spectrum of one-dimensional conformal field theories,” *Phys. Rev. B* **94**, no.19, 195121 (2016) doi:10.1103/PhysRevB.94.195121 [arXiv:1607.02992 [cond-mat.stat-mech]].
- [17] P. Ruggiero, V. Alba and P. Calabrese, “Entanglement negativity in random spin chains,” *Phys. Rev. B* **94**, no.3, 035152 (2016) doi:10.1103/PhysRevB.94.035152 [arXiv:1605.00674 [cond-mat.str-el]].
- [18] L. Capizzi, S. Murciano and P. Calabrese, *JHEP* **08**, 171 (2022) doi:10.1007/JHEP08(2022)171 [arXiv:2205.04722 [hep-th]].
- [19] V. Alba and F. Carollo, “Logarithmic negativity in out-of-equilibrium open free-fermion chains: An exactly solvable case,” [arXiv:2205.02139 [cond-mat.stat-mech]].
- [20] B. Bertini, K. Klobas and T. C. Lu, “Entanglement Negativity and Mutual Information after a Quantum Quench: Exact Link from Space-Time Duality,” [arXiv:2203.17254 [quant-ph]].
- [21] C. Castelnovo, “Negativity and topological order in the toric code,” *Phys. Rev. A* **88**, no.4, 042319 (2013) doi:10.1103/PhysRevA.88.042319 [arXiv:1306.4990 [cond-mat.str-el]].
- [22] Y. A. Lee and G. Vidal, “Entanglement negativity and topological order,” *Phys. Rev. A* **88**, no.4, 042318 (2013) doi:10.1103/PhysRevA.88.042318 [arXiv:1306.5711 [quant-ph]].
- [23] T. C. Lu, T. H. Hsieh and T. Grover, *Phys. Rev. Lett.* **125**, no.11, 116801 (2020) doi:10.1103/PhysRevLett.125.116801 [arXiv:1912.04293 [cond-mat.str-el]].
- [24] X. Wen, P. Y. Chang and S. Ryu, “Topological entanglement negativity in Chern-Simons theories,” *JHEP* **09**, 012 (2016) doi:10.1007/JHEP09(2016)012 [arXiv:1606.04118 [cond-mat.str-el]].
- [25] X. Wen, S. Matsuura and S. Ryu, “Edge theory approach to topological entanglement entropy, mutual information and entanglement negativity in Chern-Simons theories,” *Phys. Rev. B* **93**, no.24, 245140 (2016) doi:10.1103/PhysRevB.93.245140 [arXiv:1603.08534 [cond-mat.mes-hall]].

- [26] P. Di Francesco, P. Mathieu and D. Senechal, *Conformal Field Theory*, Springer-Verlag (1997).
- [27] J. D. Brown and M. Henneaux, “Central Charges in the Canonical Realization of Asymptotic Symmetries: An Example from Three-Dimensional Gravity,” *Commun. Math. Phys.* **104**, 207-226 (1986) doi:10.1007/BF01211590
- [28] A. Almheiri, N. Engelhardt, D. Marolf and H. Maxfield, “The entropy of bulk quantum fields and the entanglement wedge of an evaporating black hole,” *JHEP* **12**, 063 (2019) doi:10.1007/JHEP12(2019)063 [arXiv:1905.08762 [hep-th]].
- [29] A. Almheiri, R. Mahajan, J. Maldacena and Y. Zhao, “The Page curve of Hawking radiation from semiclassical geometry,” *JHEP* **03**, 149 (2020) doi:10.1007/JHEP03(2020)149 [arXiv:1908.10996 [hep-th]].
- [30] A. Almheiri, T. Hartman, J. Maldacena, E. Shaghoulian and A. Tajdini, “Replica Wormholes and the Entropy of Hawking Radiation,” *JHEP* **05**, 013 (2020) doi:10.1007/JHEP05(2020)013 [arXiv:1911.12333 [hep-th]].
- [31] G. Penington, S. H. Shenker, D. Stanford and Z. Yang, “Replica wormholes and the black hole interior,” *JHEP* **03**, 205 (2022) doi:10.1007/JHEP03(2022)205 [arXiv:1911.11977 [hep-th]].
- [32] A. Almheiri, T. Hartman, J. Maldacena, E. Shaghoulian and A. Tajdini, “The entropy of Hawking radiation,” *Rev. Mod. Phys.* **93**, no.3, 035002 (2021) doi:10.1103/RevModPhys.93.035002 [arXiv:2006.06872 [hep-th]].
- [33] S. Ryu and T. Takayanagi, “Holographic derivation of entanglement entropy from AdS/CFT,” *Phys. Rev. Lett.* **96**, 181602 (2006) doi:10.1103/PhysRevLett.96.181602 [arXiv:hep-th/0603001 [hep-th]].
- [34] V. E. Hubeny, M. Rangamani and T. Takayanagi, “A Covariant holographic entanglement entropy proposal,” *JHEP* **07**, 062 (2007) doi:10.1088/1126-6708/2007/07/062 [arXiv:0705.0016 [hep-th]].
- [35] H. Casini, M. Huerta and R. C. Myers, “Towards a derivation of holographic entanglement entropy,” *JHEP* **05**, 036 (2011) doi:10.1007/JHEP05(2011)036 [arXiv:1102.0440 [hep-th]].
- [36] A. Lewkowycz and J. Maldacena, “Generalized gravitational entropy,” *JHEP* **08**, 090 (2013) doi:10.1007/JHEP08(2013)090 [arXiv:1304.4926 [hep-th]].
- [37] T. Faulkner, A. Lewkowycz and J. Maldacena, “Quantum corrections to holographic entanglement entropy,” *JHEP* **11**, 074 (2013) doi:10.1007/JHEP11(2013)074 [arXiv:1307.2892 [hep-th]].
- [38] N. Engelhardt and A. C. Wall, “Quantum Extremal Surfaces: Holographic Entanglement Entropy beyond the Classical Regime,” *JHEP* **01**, 073 (2015) doi:10.1007/JHEP01(2015)073 [arXiv:1408.3203 [hep-th]].
- [39] T. Hartman, “Entanglement Entropy at Large Central Charge,” [arXiv:1303.6955 [hep-th]].

- [40] T. Faulkner, “The Entanglement Renyi Entropies of Disjoint Intervals in AdS/CFT,” [arXiv:1303.7221 [hep-th]].
- [41] T. Takayanagi and K. Umemoto, “Entanglement of purification through holographic duality,” *Nature Phys.* **14**, no.6, 573-577 (2018) doi:10.1038/s41567-018-0075-2 [arXiv:1708.09393 [hep-th]].
- [42] T. Takayanagi, “Holographic Dual of BCFT,” *Phys. Rev. Lett.* **107**, 101602 (2011) doi:10.1103/PhysRevLett.107.101602 [arXiv:1105.5165 [hep-th]].
- [43] X. Dong and A. Lewkowycz, “Entropy, Extremality, Euclidean Variations, and the Equations of Motion,” *JHEP* **01**, 081 (2018) doi:10.1007/JHEP01(2018)081 [arXiv:1705.08453 [hep-th]].
- [44] J. Sully, M. V. Raamsdonk and D. Wakeham, “BCFT entanglement entropy at large central charge and the black hole interior,” *JHEP* **03**, 167 (2021) doi:10.1007/JHEP03(2021)167 [arXiv:2004.13088 [hep-th]].
- [45] L. Randall and R. Sundrum, “An Alternative to compactification,” *Phys. Rev. Lett.* **83**, 4690-4693 (1999) doi:10.1103/PhysRevLett.83.4690 [arXiv:hep-th/9906064 [hep-th]].
- [46] F. Deng, J. Chu and Y. Zhou, “Defect extremal surface as the holographic counterpart of Island formula,” *JHEP* **03**, 008 (2021) doi:10.1007/JHEP03(2021)008 [arXiv:2012.07612 [hep-th]].
- [47] J. Chu, F. Deng and Y. Zhou, “Page curve from defect extremal surface and island in higher dimensions,” *JHEP* **10**, 149 (2021) doi:10.1007/JHEP10(2021)149 [arXiv:2105.09106 [hep-th]].
- [48] T. Li, M. K. Yuan and Y. Zhou, “Defect extremal surface for reflected entropy,” *JHEP* **01**, 018 (2022) doi:10.1007/JHEP01(2022)018 [arXiv:2108.08544 [hep-th]].
- [49] Z. Wang, Z. Xu, S. Zhou and Y. Zhou, “Partial reduction and cosmology at defect brane,” *JHEP* **05**, 049 (2022) doi:10.1007/JHEP05(2022)049 [arXiv:2112.13782 [hep-th]].
- [50] M. Rangamani and M. Rota, “Comments on Entanglement Negativity in Holographic Field Theories,” *JHEP* **10**, 060 (2014) doi:10.1007/JHEP10(2014)060 [arXiv:1406.6989 [hep-th]].
- [51] M. Kulaxizi, A. Parnachev and G. Policastro, “Conformal Blocks and Negativity at Large Central Charge,” *JHEP* **09**, 010 (2014) doi:10.1007/JHEP09(2014)010 [arXiv:1407.0324 [hep-th]].
- [52] J. Kudler-Flam and S. Ryu, “Entanglement negativity and minimal entanglement wedge cross sections in holographic theories,” *Phys. Rev. D* **99**, no.10, 106014 (2019) doi:10.1103/PhysRevD.99.106014 [arXiv:1808.00446 [hep-th]].
- [53] Y. Kusuki, J. Kudler-Flam and S. Ryu, “Derivation of holographic negativity in $\text{AdS}_3/\text{CFT}_2$,” *Phys. Rev. Lett.* **123**, no.13, 131603 (2019) doi:10.1103/PhysRevLett.123.131603 [arXiv:1907.07824 [hep-th]].

- [54] X. Dong, X. L. Qi and M. Walter, “Holographic entanglement negativity and replica symmetry breaking,” JHEP **06**, 024 (2021) doi:10.1007/JHEP06(2021)024 [arXiv:2101.11029 [hep-th]].
- [55] H. Shapourian, S. Liu, J. Kudler-Flam and A. Vishwanath, “Entanglement Negativity Spectrum of Random Mixed States: A Diagrammatic Approach,” PRX Quantum **2**, no.3, 030347 (2021) doi:10.1103/PRXQuantum.2.030347 [arXiv:2011.01277 [cond-mat.str-el]].
- [56] S. Vardhan, J. Kudler-Flam, H. Shapourian and H. Liu, “Bound Entanglement in Thermalized States and Black Hole Radiation,” Phys. Rev. Lett. **129**, no.6, 061602 (2022) doi:10.1103/PhysRevLett.129.061602 [arXiv:2110.02959 [hep-th]].
- [57] J. Kudler-Flam, V. Narovlansky and S. Ryu, “Negativity spectra in random tensor networks and holography,” JHEP **02**, 076 (2022) doi:10.1007/JHEP02(2022)076 [arXiv:2109.02649 [hep-th]].
- [58] X. Dong, S. McBride and W. W. Weng, “Replica wormholes and holographic entanglement negativity,” JHEP **06**, 094 (2022) doi:10.1007/JHEP06(2022)094 [arXiv:2110.11947 [hep-th]].
- [59] P. Chaturvedi, V. Malvimat and G. Sengupta, “Holographic Quantum Entanglement Negativity,” JHEP **05**, 172 (2018) doi:10.1007/JHEP05(2018)172 [arXiv:1609.06609 [hep-th]].
- [60] P. Chaturvedi, V. Malvimat and G. Sengupta, “Covariant holographic entanglement negativity,” Eur. Phys. J. C **78**, no.9, 776 (2018) doi:10.1140/epjc/s10052-018-6259-1 [arXiv:1611.00593 [hep-th]].
- [61] V. Malvimat and G. Sengupta, “Entanglement negativity at large central charge,” Phys. Rev. D **103**, no.10, 106003 (2021) doi:10.1103/PhysRevD.103.106003 [arXiv:1712.02288 [hep-th]].
- [62] P. Jain, V. Malvimat, S. Mondal and G. Sengupta, “Holographic entanglement negativity conjecture for adjacent intervals in AdS_3/CFT_2 ,” Phys. Lett. B **793**, 104-109 (2019) doi:10.1016/j.physletb.2019.04.037 [arXiv:1707.08293 [hep-th]].
- [63] P. Jain, V. Malvimat, S. Mondal and G. Sengupta, “Covariant holographic entanglement negativity for adjacent subsystems in AdS_3/CFT_2 ,” Nucl. Phys. B **945**, 114683 (2019) doi:10.1016/j.nuclphysb.2019.114683 [arXiv:1710.06138 [hep-th]].
- [64] V. Malvimat, S. Mondal, B. Paul and G. Sengupta, “Holographic entanglement negativity for disjoint intervals in AdS_3/CFT_2 ,” Eur. Phys. J. C **79**, no.3, 191 (2019) doi:10.1140/epjc/s10052-019-6693-8 [arXiv:1810.08015 [hep-th]].
- [65] V. Malvimat, S. Mondal, B. Paul and G. Sengupta, “Covariant holographic entanglement negativity for disjoint intervals in AdS_3/CFT_2 ,” Eur. Phys. J. C **79**, no.6, 514 (2019) doi:10.1140/epjc/s10052-019-7032-9 [arXiv:1812.03117 [hep-th]].
- [66] V. Malvimat, S. Mondal and G. Sengupta, “Time Evolution of Entanglement Negativity from Black Hole Interiors,” JHEP **05**, 183 (2019) doi:10.1007/JHEP05(2019)183 [arXiv:1812.04424 [hep-th]].

- [67] P. Chaturvedi, V. Malvimat and G. Sengupta, “Entanglement negativity, Holography and Black holes,” *Eur. Phys. J. C* **78**, no.6, 499 (2018) doi:10.1140/epjc/s10052-018-5969-8 [arXiv:1602.01147 [hep-th]].
- [68] P. Jain, V. Malvimat, S. Mondal and G. Sengupta, “Holographic entanglement negativity for adjacent subsystems in $\text{AdS}_{d+1}/\text{CFT}_d$,” *Eur. Phys. J. Plus* **133**, no.8, 300 (2018) doi:10.1140/epjp/i2018-12113-0 [arXiv:1708.00612 [hep-th]].
- [69] J. Kumar Basak, H. Parihar, B. Paul and G. Sengupta, “Holographic entanglement negativity for disjoint subsystems in $\text{AdS}_{d+1}/\text{CFT}_d$,” [arXiv:2001.10534 [hep-th]].
- [70] J. Kumar Basak, D. Basu, V. Malvimat, H. Parihar and G. Sengupta, “Page curve for entanglement negativity through geometric evaporation,” *SciPost Phys.* **12**, no.1, 004 (2022) doi:10.21468/SciPostPhys.12.1.004 [arXiv:2106.12593 [hep-th]].
- [71] J. Kumar Basak, D. Basu, V. Malvimat, H. Parihar and G. Sengupta, “Islands for entanglement negativity,” *SciPost Phys.* **12**, no.1, 003 (2022) doi:10.21468/SciPostPhys.12.1.003 [arXiv:2012.03983 [hep-th]].
- [72] D. Basu, H. Parihar, V. Raj and G. Sengupta, “Defect extremal surfaces for entanglement negativity,” [arXiv:2205.07905 [hep-th]].
- [73] M. Afrasiar, J. Kumar Basak, A. Chandra and G. Sengupta, “Islands for Entanglement Negativity in Communicating Black Holes,” [arXiv:2205.07903 [hep-th]].
- [74] J. Lin and Y. Lu, “Effective reflected entropy and entanglement negativity for general 2D eternal black holes,” [arXiv:2204.08290 [hep-th]].
- [75] P. Hayden, M. Lemm and J. Sorce, “Reflected entropy is not a correlation measure,” [arXiv:2302.10208 [hep-th]].
- [76] S. Dutta and T. Faulkner, “A canonical purification for the entanglement wedge cross-section,” *JHEP* **03**, 178 (2021) doi:10.1007/JHEP03(2021)178 [arXiv:1905.00577 [hep-th]].
- [77] P. Bueno and H. Casini, “Reflected entropy for free scalars,” *JHEP* **11**, 148 (2020) doi:10.1007/JHEP11(2020)148 [arXiv:2008.11373 [hep-th]].
- [78] A. Karch and L. Randall, “Locally localized gravity,” *JHEP* **05**, 008 (2001) doi:10.1088/1126-6708/2001/05/008 [arXiv:hep-th/0011156 [hep-th]].
- [79] A. Karch and L. Randall, “Open and closed string interpretation of SUSY CFT’s on branes with boundaries,” *JHEP* **06**, 063 (2001) doi:10.1088/1126-6708/2001/06/063 [arXiv:hep-th/0105132 [hep-th]].
- [80] Y. Lu and J. Lin, “The Markov gap in the presence of islands,” *JHEP* **03**, 043 (2023) doi:10.1007/JHEP03(2023)043 [arXiv:2211.06886 [hep-th]].