

S²-FPN: Scale-aware Strip Attention Guided Feature Pyramid Network for Real-time Semantic Segmentation

Mohammed A. M. Elhassan¹, Chenhui Yang^{1,*}, Chenxi Huang¹, Tewodros Legesse Munea¹, Xin Hong²

¹ School of Informatics, Xiamen University, Xiamen, Fujian, China, 361005

² College of Computer Science and Technology, Huaqiao University, Xiamen, Fujian, China, 361021

Abstract—Modern high-performance semantic segmentation methods employ a heavy backbone and dilated convolution to extract the relevant feature. Although extracting features with both contextual and semantic information is critical for the segmentation tasks, it brings a memory footprint and high computation cost for real-time applications. This paper presents a new model to achieve a trade-off between accuracy/speed for real-time road scene semantic segmentation. Specifically, we proposed a lightweight model named Scale-aware Strip Attention Guided Feature Pyramid Network (S²-FPN). Our network consists of three main modules: Attention Pyramid Fusion (APF) module, Scale-aware Strip Attention Module (SSAM), and Global Feature Upsample (GFU) module. APF adopts an attention mechanisms to learn discriminative multi-scale features and help close the semantic gap between different levels. APF uses the scale-aware attention to encode global context with vertical stripping operation and models the long-range dependencies, which helps relate pixels with similar semantic label. In addition, APF employs channel-wise reweighting block (CRB) to emphasize the channel features. Finally, the decoder of S²-FPN then adopts GFU, which is used to fuse features from APF and the encoder. Extensive experiments have been conducted on two challenging semantic segmentation benchmarks, which demonstrate that our approach achieves better accuracy/speed trade-off with different model settings. The proposed models have achieved a results of 76.2% mIoU/87.3FPS, 77.4% mIoU/67FPS, and 77.8% mIoU/30.5FPS on Cityscapes dataset, and 69.6% mIoU, 71.0% mIoU, and 74.2% mIoU on Camvid dataset. The code for this work will be made available at <https://github.com/mohamedac29/S2-FPN>

Index Terms—Semantic segmentation, Scale-aware strip attention, deep convolutional neural networks, real-time semantic segmentation.

1 INTRODUCTION

Semantic segmentation is an essential high-level topic in computer vision and has been widely used in various challenging problems such as, medical diagnosis, [1], [2], autonomous vehicles [3], and scene analysis [4], [5]. Unlike image classification, which aims to classify the whole image, semantic segmentation predicts the per-pixel class for each image content. The current frontiers in semantic segmentation methods are driven by the success of deep convolution neural networks, specifically the fully convolution network (FCN) Framework [6]. In the original FCN approach to obtain larger receptive fields, we increase the depth of the network with more convolutional and downsampling layers. However, simply increasing the number of downsampling operations leads to reduced feature resolution, which causes spatial information loss. On the other hand, the increased number of convolutional layers adds more challenges to network optimization.

Over the years, various approaches have been proposed to tackle the drawbacks of the typical FCN-based architecture. Here

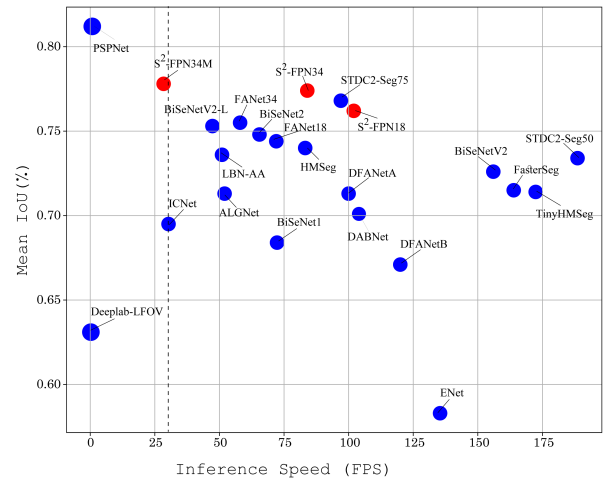


Fig. 1: Accuracy/Speed performance comparison on the Cityscapes test set. Our methods are presented in red dots while other methods are presented in blue dots. Our approaches achieve state-of-the-art speed-accuracy trade-off

- E-mail addresses: mohamedac29@stu.xmu.edu.cn (Mohammed A. M. Elhassan).
- E-mail addresses: chyang@xmu.edu.cn (Chenhui Yang).
- E-mail addresses: supermonkeyxi@xmu.edu.cn (Chenxi Huang)
- E-mail addresses: teddylegessemunea@gmail.com (Tewodros Legesse Munea)
- E-mail addresses: xinhong@hqu.edu.cn (Xin Hong)
- * Correspondence should be addressed to Chenhui Yang

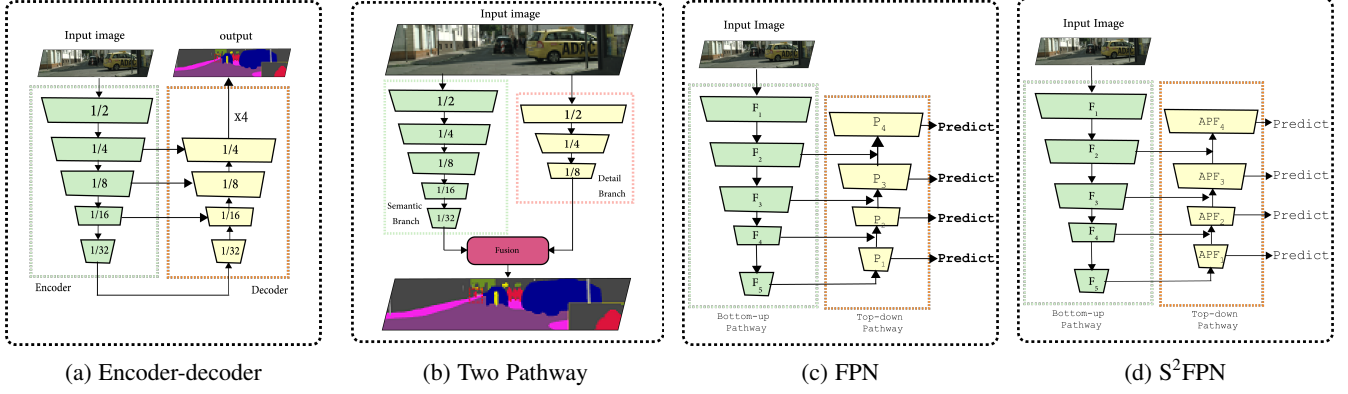


Fig. 2: A comparison of an important semantic segmentation architectures, (a) encoder-decoder model, (b) two-pathway model, (c) feature pyramid model, (d) Scale-aware feature pyramid model (Ours).

we mention the following: (i) increasing the resolution of feature maps or maintaining a high-resolution feature across stages, e.g., through decoder network (Figure 2 (a)) [1], [7], [8], dilated convolutions [9], [10] or high resolution [11]. (ii) improve the segmentation performance with the subsequent approaches, e.g., PSPNet [5], DeepLab [10], [12], PAN [13] DenseASPP [14], RefineNet [15], PPA-net [16], and ParseNet [17]. These previous networks enlarge the receptive field to exploit the rich contextual information. Nevertheless, the latter solution is infeasible for real-time applications because it requires heavy networks and expensive computation. (iii) some networks such as [18], [19] have added spatial encoding path to preserve the spatial details as shown in Figure 2.b. To perform fast segmentation with light computation cost, small size and satisfactory segmentation accuracy, there are certain design philosophy that could be followed: (i) incorporate a pre-trained lightweight classification networks [20], [21], [22], [23] as a backbone to construct segmentation architecture such as BiSeNet [19], STDC-Seg [24]. (ii) design a building block that is suitable for low computation cost [25], [26]. (iii) put into consideration the downsampling strategy and the depth of the network [27]. (iv) combine the low-level and high-level features using the multi-path framework [18], [19], [28]. in addition to that, restricting the input image size plays an important part in increasing the inference speed.

Furthermore, many existing frameworks [29], [30], [31], [32], [33] have been developed based on FPN [33] to exploit the inherent multi-scale feature representation of deep convolutional networks. More specifically, FPN-based architectures combine large-receptive field features, low-resolution- with small-receptive-field features, high-resolution to capture objects at different scales. For instance, [32], [33] utilize the lateral path to fuse adjacent features in a top-down manner. This way FPN strengthen the learning of multi-scale representation. Until now, feature pyramid network based approaches have achieved state-of-arts performance in object detection. Nevertheless, the fusion of adjacent features from different stages ignores the semantic gap between these features, which degrades the multi-scale feature representation (FPN-like model is shown in Figure 2 (c)). To alleviate this problem and achieve a better accuracy/speed trade-off, we propose Scale-aware Strip Attention guided Pyramid Network (S²-FPN), which can extract multi-scale/multilevel representations while maintaining high computation efficiency. Fig. 1 illustrates the accuracy (mIoU) and inference speed (FPS) obtained by several state-of-the-art

methods, including PSPNet [5], DeepLab [10], ENet [34], ICNet [35], DABNet [6], DFANet-A [36], DFANet-B [36], BiSeNet1 [19], BiSeNet2 [19], FasterSeg [37], TD4-Bise18 [38], FANet-18 [39], FANet-34 [39], LBN-AA [40], AGLNet [40], BiSeNetV2 [28], BiSeNetV2-L [28], HMsSeg [41], TinyHMsSeg [41], STDC2-Seg50 [24], STDC2-Seg50 [24], and our proposed method, on the Cityscapes test dataset.

The main contributions are summed as follows.

- 1) We propose a Scale-aware strip attention module with low computation overhead.
- 2) A new attention pyramid fusion (APF) module is proposed to address the semantic gap in the main FPN. Our APF aggregates multi-scale representation efficiently.
- 3) Based on the two modules, we propose S²-FPN architecture, which effectively improves the accuracy with high inference speed in complex environments.
- 4) We report the results on a single-scale image on two datasets. S²-FPN achieves 77.8%, 77.4% and 76.2% mIoU on the Cityscapes dataset. 74.2%, 71.0, and 69.6 with backbones ResNet34-modified, ResNet34 and ResNet18, respectively.
- 5) For image resolution of 512x1024, S²-FPN(ResNet18) obtains 87.3 FPS on NVIDIA GTX1080Ti using PyTorch on the Cityscapes dataset, whereas S²-FPN (ResNet34) and S²-FPN(ResNet34-modified) achieve 67 FPS and 30.5 FPS, respectively.

2 RELATED WORK

2.1 Efficient Network Designs

In recent literature, real-time model design has become an essential part of computer vision research development. Several lightweight architectures were introduced as a trade-off between accuracy and latency SqueezeNet [20], MobileNet [21], [42], ShuffleNet [22], [43], and Xception [23]. SqueezeNet reduces the number of parameters through the squeeze and expansion module. MobileNetV1 implemented depth-wise separable convolutions to reduce the number of parameters. MobileNetV2 proposed an inverted residual block to alleviate the effect of depth-wise separable convolutions. ShuffleNet and Xception utilize group convolution to reduce FLOPs. ResNet [44] adopted residual blocks to obtain outstanding performance. These models were designed primarily for image classification tasks. Later on, incorporated to work as

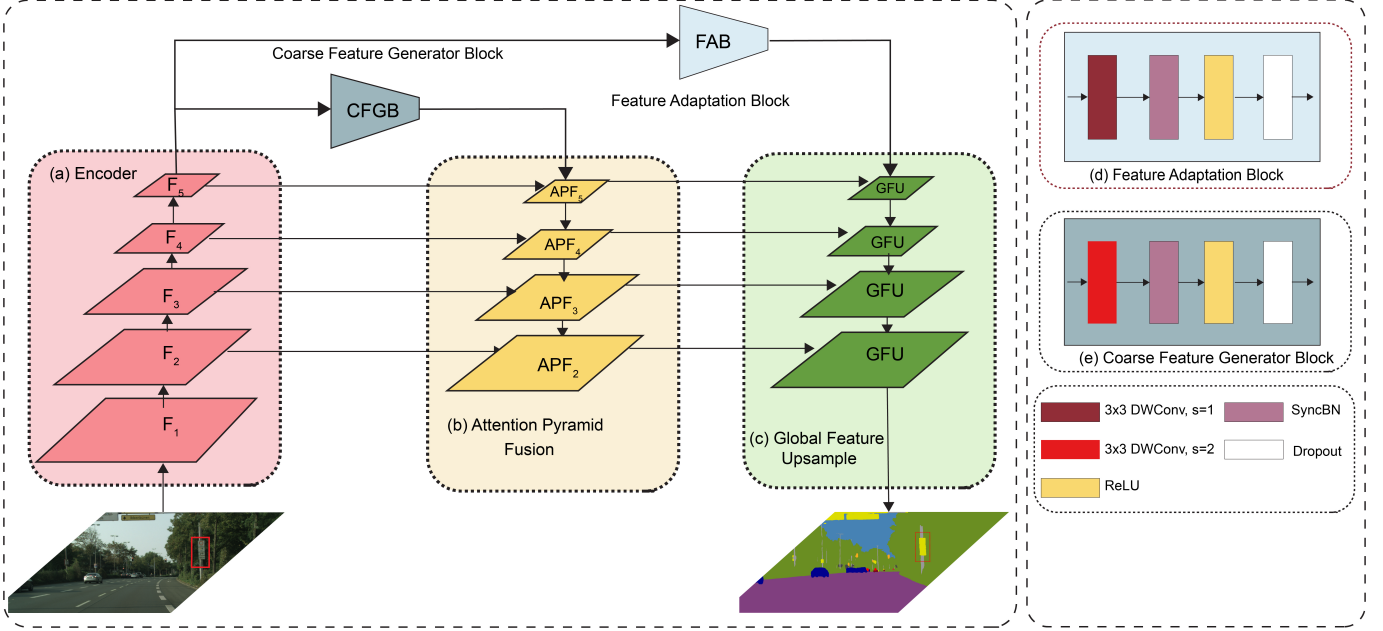


Fig. 3: The detailed architecture of the proposed Scale-aware Strip Attention Guided Pyramid Fusion model (S^2 -FPN). The model constructs from the following modules: (a) Encoder, which incorporates ResNet18 or ResNet34, (b) Attention Pyramid Fusion module, (c) illustrates the Global Feature Upsample (GFU) module, (e) Feature adaptation block (FAB), and (e) Components of Coarse Feature Generator block.

backbones for semantic segmentation networks to achieve real-time semantic segmentation.

2.2 Real-time Segmentation

Real-time semantic segmentation methods aim to predict dense pixels accurately while maintaining high inference speed. Over the years there are different approaches have been proposed in this regard. ENet [45], ERFNet [26], and ESPNet [46], [47] proposed compact semantic segmentation networks that utilize lightweight backbones. LEDNet [48], DABNet [25] introduced a lightweight model to address the computation burden that limits the usage of deep convolutional neural networks in mobile devices. The former used asymmetric encoder-decoder-based architecture and implemented channel split and shuffle operations to reduce the computation cost. The latter structured a depth-wise symmetric building block to jointly extract local and global context information. FDDWNet [49] utilized factorized depth-wise separable convolutions to reduce the number of parameters and the dilation to learn multi-scale feature representations. ICNet [50] proposes a compressed version of PSPNet based on an image cascade network to increase the semantic segmentation speed. DFANet [27] obtains the multi-scale feature propagation by utilizing a sub-stage and sub-network aggregation. Tow-pathway networks such as BiSeNetV2 [28] and DSANet [18] Fast-SCNN [51] introduce a shallow detailed branch to extract the spatial details and a deep semantic branch to extract the semantic context. This paper propose a lightweight model that utilizes (ResNet18 or ResNet34) as backbones.

2.3 Self-Attention Mechanism

Recent studies have shown that attention mechanisms can be successfully applied to different tasks such as machine translation

[52], [53], image classification [54], object detection [55], [56] and semantic segmentation [57]. The attention mechanisms perform better than convolutional neural networks when used to model the long-range dependencies. SENet [58] proposed the squeeze and excitation module to re-calibrate the channel dependency dynamically. Motivated by self-attention, DANet [59] improves feature representation by applying channel attention and position attention, while OCNet [60] uses self-attention to learn the object context. In this paper, to construct an efficient and effective approach for modelling the long-range dependencies, we introduce scale-aware attention with vertical striping operation to reduce the computation cost.

2.4 Multi-scale Feature Fusion

One of the main difficulties in semantic segmentation is effectively processing and representing multi-scale features. Earlier semantic segmentation methods perform multilevel feature representations fusion [1], [6], [7]. Multi-branch architectures have been adopted to tackle the issue of multi-scale fusion, e.g., BiSiNetV1 [19], BiSiNetV2 [28] and DSANet [18], add a shallow branch to preserve the spatial details. ICNet fused branches with different input resolutions. SPFN [61] proposed a method for learning separate spatial pyramid fusion for each feature subspace. Feature pyramid network [33] is widely adopted in the object detection task [29], [62] to address the problem of multi-scale feature representation. The feature pyramid network architecture introduces a top-down routing to fuse features. Based on FPN, NAS-FPN [29] utilizes the neural architecture search to obtain optimal topology. EfficientDet [31] acquires more higher-level feature fusion using a repeated bidirectional path. PANet [30] proposes a method that facilitates the information flow through a bottom-up path augmentation. This work proposes the Attention Pyramid Fusion module, which

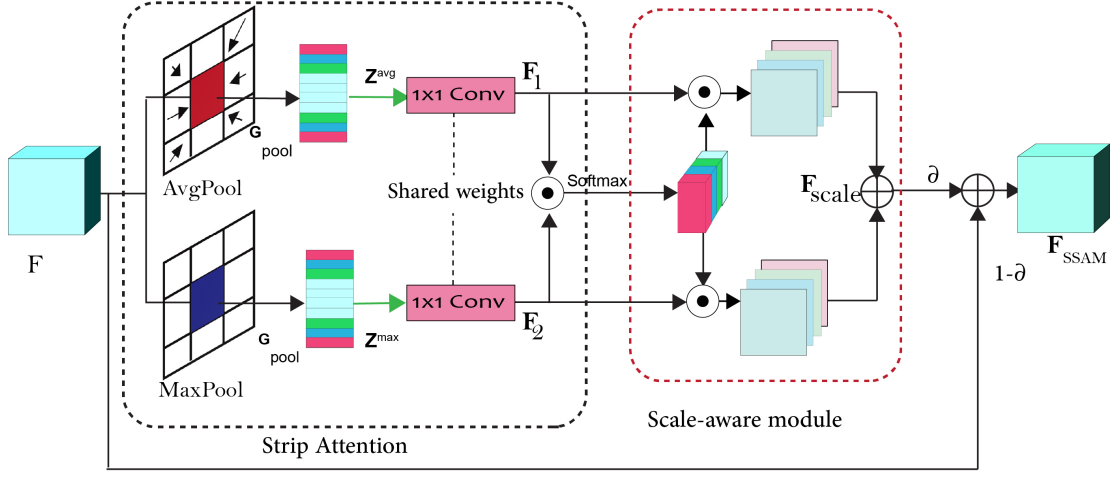


Fig. 4: The illustration of Scale-Aware Strip Attention module SSAM.

adopts a lightweight scale-aware attention strategy to bridge the semantic gap between the different levels more efficiently.

3 METHODOLOGY

This section describes the proposed Scale-aware Strip Attention Guided Feature Pyramid Network (S²-FPN). We first give an overview of S²-FPN in Section 3.1. Then, we introduce the different components of S²-FPN from Section 3.2 to Section 4. Finally, we present the experimental results and analysis in Section 5.

3.1 Overview

Figure 3. illustrates the proposed S²-FPN, which follows the feature pyramid network and encoder-decoder architectures. S²-FPN consists of three main parts: Feature Extractor or Encoder, Attention Pyramid Fusion (APF), and Global Feature Upsample (GFU). In particular, Coarse Feature Generator Block (CFGB), Feature Adaptation Block (FAB), and Scale-aware Strip Attention Module (SSAM). S²-FPN takes ResNet18 and ResNet34 [44] as base models for feature extraction while removing the global average pooling and the softmax. We utilize $\{F_1, F_2, F_3, F_4, F_5\}$ as a feature hierarchy from the base model with strides $\{2, 4, 8, 16, 32\}$. Then, we attached a coarse feature generator block and feature adaptation block in parallel after F_5 . CFGB is constructed from a depth-wise convolution layer with stride 2 to generate coarse features for the attention pyramid fusion, while FAB is produced through a depth-wise convolutional layer with stride 1 to project the feature maps of the encoder into the global feature upsample module. Note that the attention pyramid features have strides of $\{4, 8, 16, 23\}$ pixel w.r.t the input image. $\{APF_2, APF_3, APF_4, APF_5\}$ are the top-down features generated using the Attention Feature Pyramid (APF) module (Section 3.3).

3.2 Scale-aware Strip Attention Module

In order to capture the long-range dependencies and reduce the computation cost, we introduce the Scale-aware Strip Attention module. In particular, inspired by the results in [59], [63]; and to maintain the contextual consistency, we apply striping operation to collect long-range context along the vertical axis. Figure 4 illustrates the details structure of Scale-aware Strip Attention

module.

Let $\mathbf{F}_{Refine} \in \mathbb{R}^{C \times H \times W}$ be an input feature maps (\mathbf{F}_{Refine} is the output of feature refinement block (FRB) in APF Figure 5) where C is the number of channels, W and H are the spatial dimensions. SSAM first extracts height-wise contextual information from each row of the refined feature maps \mathbf{F}_{Refine} by aggregating the $C \times H \times W$ input representation into a $\mathbf{Z}^{max} \in \mathbb{R}^{C \times H \times 1}$, $\mathbf{Z}^{avg} \in \mathbb{R}^{C \times H \times 1}$ using Max Poling or Average Pooling operation in parallel. \mathbf{Z}^{avg} and \mathbf{Z}^{max} are illustrated in Equation 1 and 2, respectively.

$$\mathbf{Z}^{avg} = \mathbf{G}_{pool}(\mathbf{F}_R) \quad (1)$$

$$\mathbf{Z}^{max} = \mathbf{G}_{pool}(\mathbf{F}_R) \quad (2)$$

Where $\mathbf{G}_{pool}(\cdot)$ represents max or average pooling operations. Then SSAM applies 1×1 convolution layer with shared weights to \mathbf{Z}^{max} and \mathbf{Z}^{avg} (Equations 3 and 3) to transfer the height-wise context information of every feature within \mathbf{F}_R , and employs a softmax function to generate an attention map that highlights the importance of corresponding feature maps in \mathbf{F}_R (Equation 5).

$$\mathbf{F}_1 = f^{1s}(\mathbf{Z}^{avg}) \quad (3)$$

$$\mathbf{F}_2 = f^{1s}(\mathbf{Z}^{max}) \quad (4)$$

$$\mathbf{A} = \sigma(\mathbf{F}_1 \odot \mathbf{F}_2) \quad (5)$$

Where $f^{1s}(\cdot)$ represents a convolutional layer with shared weights. The attention mechanism can select the appropriate scale feature dynamically and fuse feature of different scale by self-learning. Next, we have performed element-wise multiplication operations (\odot) between attention maps and $\mathbf{F}_1, \mathbf{F}_2$ to generate the scaled feature map \mathbf{F}_{scale} . Finally, an element-wise sum operation between \mathbf{F}_{scale} and the input feature map \mathbf{F} is employed with learnable parameters α to obtain the final output \mathbf{F}_{SSAM} as in Equation 7

$$\mathbf{F}_{scale} = \mathbf{A} \odot \mathbf{F}_1 + \mathbf{A} \odot \mathbf{F}_2 \quad (6)$$

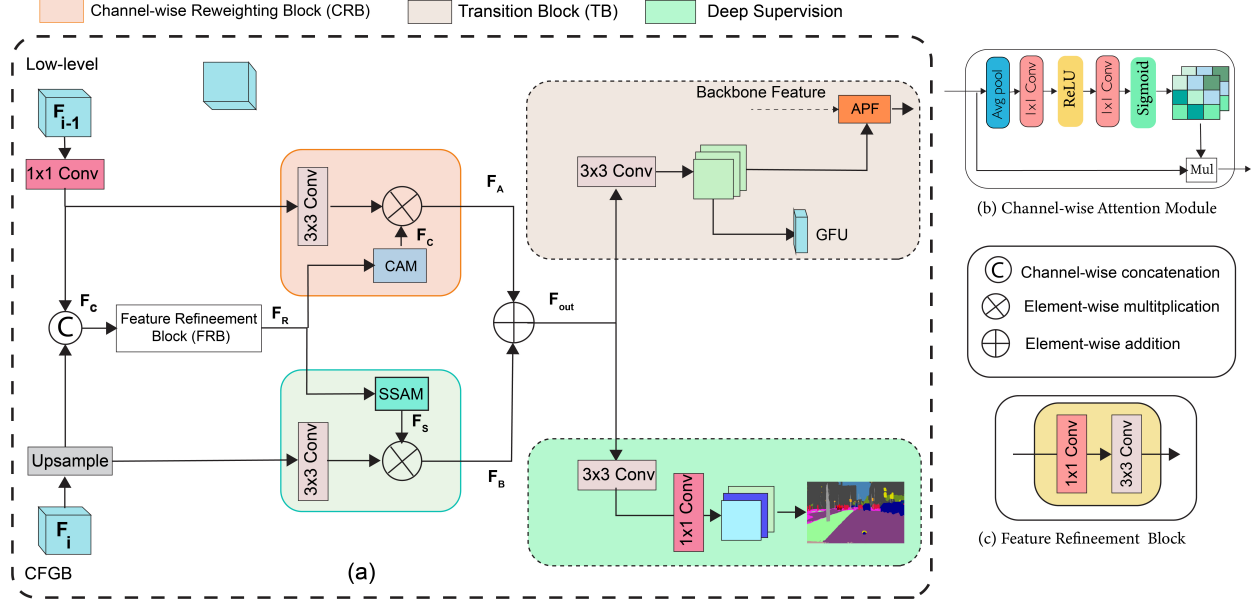


Fig. 5: An overview of the Attention Pyramid Fusion Module. (a) APF module architecture. (b) Components of the channel attention module (CAM). (c) Components of the feature refinement block (FRB).

$$\mathbf{F}_{SSAM} = \alpha \mathbf{F}_{scale} + (\alpha - 1) \mathbf{F} \quad (7)$$

3.3 Attention Pyramid Fusion (APF) Module

Maintaining detailed information of an object when passing an image through the encoder and decoder is a challenging problem. Feature pyramid network [33], which was first introduced for object detection, has been used to leverage the multi-level feature from the backbone (see Figure 2 c). However, inherent defects in FPN inhibit it from extracting sufficient discriminative features. For instance, the extracted feature by the lateral connection in FPN could suffer information loss in the high-level layers. Another issue is that using bilinear interpolation operation and simple element-wise addition of adjacent features ignores the semantic gaps of different depths. Based on these observations, we propose the Attention Pyramid Fusion (APF) module, which can learn discriminative multi-scale features. The detailed structure of our Attention Pyramid Fusion block is shown in Figure 5. In APF, the scale-aware strip attention guides the deeper stages to aggregate high-resolution features, while channel-wise attention employs channel reweighting. By combining these attention mechanisms, APF is able to extract more detailed information in the final segmentation map.

In order to combine the coarse \mathbf{F}_i and low-level \mathbf{F}_{i-1} adjacent feature maps, we first apply a 1×1 convolution on \mathbf{F}_{i-1} followed by batch normalization and ReLU operation. Meanwhile, we upsample the coarse feature map generated with CFGB to match the low-level feature in terms of channel and spatial dimensions. Then the coarse and the low-level feature maps are concatenated channel-wise to produce \mathbf{F}_{concat} , and the output of this operation is fed into a feature refinement block (FRB) to reduce the aliasing effect. FRB is constructed by stacking two convolutional layers, 1×1 and 3×3 each, followed by batch normalization and ReLU. Furthermore, we have developed two modules to reduce the

gap between different levels and enhance semantic consistency. Specifically, We first apply a 3×3 convolution followed by batch normalization and ReLU on the low-level path, then multiplied by channel attention (Fig 5.b) to generate a feature reweighting (CRB) that filters the irrelevant information (see Fig 5). CAM employs global average pooling to extract global context and learn the weights for the channel sub-module. The final output of feature reweighting branch \mathbf{X}_A is given in Equation 8.

$$\mathbf{X}_A = f^3(f^1(\mathbf{F}_{i-1})) \odot \mathbf{F}_C(\mathbf{F}_R) \quad (8)$$

where $f^3(\cdot)$ represents the convolution layer whose kernel size is 3×3 , $f^1(\cdot)$ represents the convolution layer whose kernel size is 1×1 . Secondly, we introduce scale-aware attention to aggregate discriminative contextual information. The output of SSAM (\mathbf{F}_S) is multiplied by the output of the CFGB branch. The output of feature reweighting branch \mathbf{X}_B is given in Equation 9.

$$\mathbf{X}_B = f^3(\text{UP}(\mathbf{F}_i)) \odot \mathbf{F}_S(\mathbf{F}_R) \quad (9)$$

where $\text{UP}(\cdot)$ represents the bilinear upsample operation. The two branches \mathbf{X}_A and \mathbf{X}_B are fused with an element-wise summation to produce \mathbf{F}_{out} . Finally, the output feature is refined using a 3×3 convolution, dropout, and projection layer to produce the deep supervision in the four-level hierarchy. Similarly, the output is passed into a feature refinement block consisting of 3×3 convolution to generate the output for attention pyramid fusion of the next stage.

$$\mathbf{F}_{out} = \mathbf{X}_A + \mathbf{X}_B \quad (10)$$

Where \mathbf{F}_{out} represents the fused coarse and low-level features.

4 GLOBAL FEATURE UPSAMPLE (GFU)

In typical U-Net or encoder-decoder architectures, the extracted high-level feature maps are directly upsampled in the decoding

TABLE 1: THE PER-CLASS, CLASS, AND CATEGORY IOU EVALUATION ON THE CITYSCAPES TEST SET."

Method	Road	S.Walk	Build	Wall	Fence	Pole	T-Light	T-Sign	Veg	Terrain	Sky	Person	Rider	Car	Truck	Bus	Tra	Motor	Bic	mIoU
CRF-RNN [34]	96.3	73.9	88.2	47.6	41.3	35.2	49.5	59.7	90.6	66.1	93.5	70.4	34.7	90.1	39.2	57.5	55.4	43.9	54.6	62.5
FCN [6]	97.4	78.4	89.2	34.9	44.2	47.4	60.1.5	65.0	91.4	69.3	93.9	77.1	51.4	92.6	35.3	48.6	46.5	51.6	66.8	65.3
DeepLabv2 [10]	-	-	-	-	-	-	-	-	-	-	-	-	-	-	-	-	-	-	-	70.4
Dilation10 [36]	97.6	79.2	89.9	37.3	47.6	53.2	58.6	65.2	91.8	69.4	93.7	78.9	55.0	3.3	45.5	53.4	47.7	52.2	66.0	67.1
AGLNet [64]	97.8	80.1	91.0	51.3	50.6	58.3	63.0	68.5	92.3	71.3	94.2	80.1	59.6	93.8	48.4	68.1	42.1	52.4	67.8	70.1
BiSeNetV2/BiSeNetV2_L [28]	-	-	-	-	-	-	-	-	-	-	-	-	-	-	-	-	-	-	-	73.2
LBN-AA [40]	98.2	84.0	91.6	50.7	49.5	60.9	69.0	73.6	92.6	70.3	94.4	83.0	65.7	94.9	62.0	70.9	53.3	62.5	71.8-	73.6
S ² -FPN18	98.2	84.7	92.0	50.2	54.9	62.9	71.3	75.6	93.0	70.0	94.7	84.6	67.4	95.2	65.1	79.4	68.7	65.1	73.9	76.2
S ² -FPN34	98.4	85.5	92.7	56.2	57.6	64.7	72.7	76.2	93.3	70.8	94.9	85.2	69.0	95.52	66.7	80.8	69.0	66.4	74.3	77.4
S ² -FPN34M	98.1	84.5	92.7	51.5	57.3	68.5	76.5	79.3	93.5	71.4	94.5	86.4	68.4	95.3	61.5	80.4	72.6	68.0	76.5	77.8

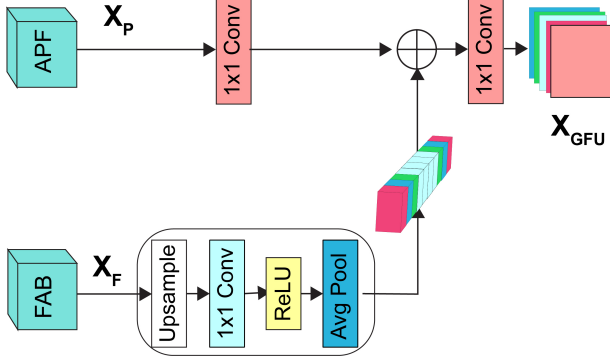


Fig. 6: Illustration of global feature upsampling module.

part to restore the original resolution. However, if the high-level feature can be fully propagated, it will obtain an accurate segmentation map. We applied a depthwise convolution with stride to F_5 to obtain enough information to produce a coarse semantic segmentation. On the other hand, the features from the attention-based feature pyramid network are rich in details information about different objects, which are beneficial in recognizing the boundaries between objects. We can get an accurate semantic map by combining the details and coarse semantic information. The proposed GFU module is shown in Fig.6. For the high-level features, the proposed global feature upsampling module firstly performs a bilinear upsampling on the input feature to sample it to the same dimensions of APFN features. We then applied 1×1 convolution and non-linearity followed by global average pooling to generate a global context and sample it to the same channels of APFN. In the meantime, we performed 1×1 convolution with batch normalization and relu on the feature from APFN and added high-level features. Finally, the output feature is obtained by applying 1×1 convolution with batch normalization and relu. The proposed GFU can process and integrate features maps from different stages more efficiently. The output of this block \mathbf{X}_{GFU} can be summarized as follows:

$$\mathbf{X}_{GFU} = f^1(\mathbf{G}_{pool}(f^1(\text{ReLU}(\text{UP}(\mathbf{X}_F)))) + f^1(\mathbf{X}_P)) \quad (11)$$

where ReLU is the Rectified Linear Unit, \mathbf{X}_F denotes the feature map from the feature adaptation block (FAB), \mathbf{X}_P represents the feature from the attention pyramid fusion (APF) module.

5 EXPERIMENTAL RESULTS

We evaluate the effectiveness of our proposed segmentation network on two datasets: Cityscapes [65] and Camvid [66]. We first

introduce the training details. Then, we provide our full report of S²-FPN compared to other state-of-the-arts methods on the two benchmarks. The following criteria are used for the performance evaluation, i.e. accuracy, speed, backbone, input resolution and parameters in Cityscapes. Experimental results demonstrate that S²-FPN obtains a trade-off between accuracy and speed on both Camvid and Cityscapes datasets. In the following subsection, we provide further details.

5.1 Training setting details

All the experiments are implemented with one Nvidia GTX 1080Ti GPU, on the PyTorch platform [45]. We use ResNet with weights pre-trained on ImageNet [67] as our backbone. The Adam optimizer [68] with initial learning rate of $3e - 4$ is used to train the model on both Camvid and Cityscapes datasets. We use weight decay of $5e - 6$. Following the previous methods settings [5], [10], we decay the learning rate using polynomial learning rate scheduling using equation $(1 - \frac{iter}{max_iter})^{power}$. The model has been trained for 500 epochs on Cityscapes dataset. For Camvid dataset we have train for 180 epochs when the model configured with ResNet18 and 150 when configured modified ResNet34. All BatchNorm layers in our architecture replace by InPlaceABN-Sync [69]. To avoid over-fitting, We apply a number of data augmentations techniques as follows: random resize with scale range $[0.75, 1.0, 1.25, 1.5, 1.75, 2.0]$, random horizontal flipping and random cropping images to a resolution of 512×1024 for Cityscapes and 360×360 for Camvid.

We adopt a well-known metrics to evaluate our model. Frame per-second (FPS) and mean Intersection over Union (mIoU), which measure the semantic segmentation latency and accuracy, respectively. Moreover, we evaluate the computational complexity and memory consumption based on floating point operations (FLOPs) and model parameters (Params), respectively.

5.2 Cityscapes Dataset

5.2.1 Ablation Study

In this subsection, we conduct a series of experiments to explore the effect of each component (GFU, APF, SSAM, Supervision) in the proposed method. SS-FPN is implemented with a different backbone setting (ResNet18, ResNet34) and we have tested the model with the different settings.

5.2.2 Ablation Study With Modules

In this section, we conduct an empirical evaluation to ensure the effectiveness of the different components in our architecture. We show the importance of the scale-aware strip attention module

TABLE 2: COMPARISON BETWEEN S²-FPN16, S²-FPN34, AND S²-FPN34M IN TERMS OF PARAMETERS, FRAME PER SECOND AND ACCURACY ON CITYSCAPES VALIDATION SET

Method	Parameters(M)	Flops	FPS	mIoU
S ² -FPN18	17.8	29.1	87.3	76.4
S ² -FPN34	27.9	48.4	67	77.1
S ² -FPN34M	27.9	190.0	30.5	77.5

TABLE 3: COMPARISON CORSSSENTROPY AND OHM LOSS ON CITYSCAPES VALIDATION DATASET

Method	Params	Flops	FPS	mIoU
CE	17.5	29.1	87	75.6
OHM	17.5	29.1	87	76.4

(SSAM), attention pyramid fusion module (APF), Global Feature (GFU) module, and Deep Supervision. The training set is used to train the model, while the validation set is used for evaluation. We first conduct the experiment with ResNet18 as a baseline model. As illustrated in Table4, the baseline network obtains 65.7% mIoU . We further evaluate the effect of global feature upsample module, Fig 3 by attaching it to the encoder (Fig 3 (a). Essentially, the GFU is designed to attain category information without using complex decoder blocks. The result in Table 4 shows that adding GFM obtains 71.9 % mIoU, which add 6.2%mIoU improvement to the baseline. Moreover, we add APF without supervision or scale-aware strip attention module (replaced with 1×1 convolution), it brings 3.7 %mIoU performance gain. Using deep supervision has added 0.2 % mIoU improvement. To capture the long-range dependencies, We further evaluate the significance of the scale-aware attention module by adding it into APF with all the other modules. Table 4, shows this module improves the performance by 0.5%mIoU. The ablation study and analyses highlighted the importance of each component in our network. S²-FPN has improved the baseline by 10.7 % mIoU according to our training settings. Thus, it presents an important strategy to design a network with accuracy/speed trade-off.

Online Bootstrapping: Camvid and Cityscapes datasets contain easy and hard pixels. One efficient way to train these hard pixels is to automate their selection process during training. Following the previous works[], we utilize OHM or online hard example mining for hard training pixels. The examples with a probability less than the threshold are considered hard training pixels. In our experiments, k depends on the image crop size and the threshold is set to 0.7. Table 3 shows that using OHM increases the performance by 0.9 % mIoU over Cross-entropy on Cityscapes validation dataset.

Ablation study with different baselines: We further detailed the performance comparison of three settings for our proposed S²-FPN model on the Cityscapes validation dataset. Specifically, we train the model using the following baseline, ResNet18, ResNet34 and a modified version of ResNet34 as shown in Table 2. S²-FPN obtains accuracy of 76.4% mIoU and 87.3 FPS, which has a better inference speed than using ResNet34 variants with minor inaccuracy. Using the modified ResNet34 (S²-FPN34M) achieve the highest accuracy with 0.4 % mIoU increase over S²-FPN34 with the same number of parameters, but with very high

TABLE 4: ABLATION STUDY FOR THE PROPOSED MODULES ON THE CITYSCAPES VALIDATION SET, WHERE RESNET18 ARCHITECTURE SERVES AS THE BASELINE. WE SHOW THE EFFECTIVENESS OF GFM: GLOBAL FUSION MODULE, APF: ATTENTION PYRAMID FUSION , SSAM: SCALE-AWARE STRIP ATTENTION, AND SUPERVISION

Backbone	GFU	APF	Supervision	SSAM	Params	Flops	FPS	mIoU(%)
✓					11.2	19	187	65.7
✓	✓				11.5	19.7	156.9	71.9
✓	✓	✓			17.8	29.2	93.8	75.6
✓	✓	✓	✓		17.8	29.2	88	75.9
✓	✓	✓	✓	✓	17.8	29.1	87	76.4

TABLE 5: COMPARISON BETWEEN FEATURE PYRAMID NETWORK (FPN) AND ATTENTION PYRAMID FUSION (APF) ON THE CITYSCAPES VALIDATION DATASET

Method	Params	Flops	FPS	mIoU
baseline	11.2	19	187	65.7
FPN	11.4	20.9	152	69.1
AFPN	17.5	28.6	94.3	73.9

floating points. S²-FPN18 and S²-FPN34 seem to obtain a better accuracy/speed trade-offs.

Effectiveness of Attention Pyramid Fusion (APF) module:

To verify the effectiveness of the attention pyramid fusion module, we compare it with the conventional feature pyramid network. As shown in Table 5, the attention feature pyramid module achieves 73.9% mIoU, which is 4.8 % higher than the feature pyramid network. The result shows that channel reweighing and contextual information encoding are effectively incorporated in the proposed attention pyramid fusion.

5.3 Comparisons with State-of-the-Art Methods

In Table 6, we present the comparisons between our S²-FPN and the state-of-the-arts real-time semantic segmentation methods. Our method is tested on a single GTX 1080Ti GPU with image resolution of 512×1024 . We tested the speed without any accelerating strategy and used only fine-data to train the model. As stated in Table 6, our proposed network setting get 76.2% mIoU with 102 FPS by using ResNet18 as the backbone network. As can be observed, the accuracy is better than all other methods except for STD-Seg75, which has 0.2 % mIoU better than our small model. The inference speed is significantly faster, even though we tested it using GTX1080 ti, this accuracy and inference speed prove that even with light backbones our approach still obtains better performance than other approaches. Besides, S²-FPN with ResNet34 base model obtains 85 FPS inference speed with 77.4 % mIoU accuracy, which is state of the art on speed/accuracy trade-offs on the Cityscapes benchmark and exceed the best model STD-Seg75 by a margin of 0.6 % mIoU. Finally, we have modified the ResNet34 backbone by changing the stride in stage 2 from 2 to 1 and run the model (we name it S²-FPN34M), this modification increases the accuracy by about 0.4 % mIoU but reduced the speed significantly to 30.5 FPS. We give a detail of per-class accuracy of our three configurations Table 1.

TABLE 6: COMPARISON BETWEEN THE PROPOSED METHOD S^2 -FPN AND THE OTHER SOTA METHODS ON THE CITYSCAPES TEST DATASET. WE REPORT THE BACKBONE, INPUT RESOLUTION, GPU TYPE, NUMBER OF PARAMETERS (M), FLOPS (G), EVALUATION SPLIT (SET), ACHIEVED ACCURACY (MIOU), AND THE INFERENCE SPEED (FPS)

Method	Backbone	Resolution	GPU	Parameters(M)	Flops (G)	test set	mIoU	FPS
PSPNet [5]	ResNet101	713×713	-	250.8	412.2	✓	81.2	0.78
DeepLab [10]	VGG16	512×1024	Titan X	262.1	457.8	✓	63.1	0.25
ENet [34]	No	640×360	TitanX	0.4	3.8	✓	58.3	135.4
ICNet [35]	PSPNet50	1024×2048	TitanX	26.5	28.3	✓	69.5	30.3
DABNet [6]	No	512×1024	GTX 1080Ti	0.76	10.4	✓	70.1	104
DFANet-A [36]	XceptionA	1024×1024	Titan X	7.8	3.4	✓	71.3	100
DFANet-B [36]	XceptionB	1024×1024	Titan X	4.8	2.1	✓	67.1	120
BiSeNet1 [19]	Xception39	768×1536	NVIDIA Titan X	5.8	14.8	✓	68.4	105.8
BiSeNet2 [19]	ResNet18	768×1536	NVIDIA Titan X	49	54.02	✓	74.8	65.5
FasterSeg [37]	No	1024×2048	GTX 1080Ti	-	-	✓	71.5	163.9
TD4-Bise18 [38]	BiseNet18	1024×2048	Titan Xp	-	-	✓	74.9	-
FANet-18 [39]	ResNet18	1024×2048	Titan X	-	49	✓	74.4	72
FANet-34 [39]	ResNet34	1024×2048	Titan X	-	65	✓	75.5	58
LBN-AA [40]	LBN-AA+MobileNetV2	488×896	Titan X	6.2	49.5	✓	73.6	51.0
AGLNet [40]	No	512×1024	GTX 1080Ti	1.12	13.88	✓	71.3	52.0
BiSeNetV2 [28]	No	512×1024	GTX 1080Ti	49.0	21.2	✓	72.6	156
BiSeNetV2-L [28]	No	512×1024	GTX 1080Ti	-	118.5	✓	75.3	47.3
HMSeg [41]	No	768×1536	GTX 1080Ti	2.3	-	✓	74.3	83.2
TinyHMSeg [41]	No	768×1536	GTX 1080Ti	0.7	-	✓	71.4	172.4
STDC1-Seg50 [24]	STDC1	512×1924	GTX 1080Ti	8.4	-	✓	71.9	250.4
STDC2-Seg50 [24]	STDC2	512×1024	GTX 1080Ti	12.5	-	✓	73.4	188.6
STDC1-Seg75 [24]	STDC1	768×1536	GTX 1080Ti	8.4	-	✓	75.3	126.7
STDC2-Seg75 [24]	STDC2	768×1536	GTX 1080Ti	12.5	-	✓	76.8	97.0
S^2 -FPN18	ResNet18	512×1024	GTX 1080Ti	17.8	29.1	✓	76.2	87.3
S^2 -FPN34	ResNet34	512×1024	GTX 1080Ti	27.9	48.4	✓	77.4	67
S^2 -FPN34M	ResNet34	512×1024	GTX 1080Ti	27.9	190	✓	77.8	30.5

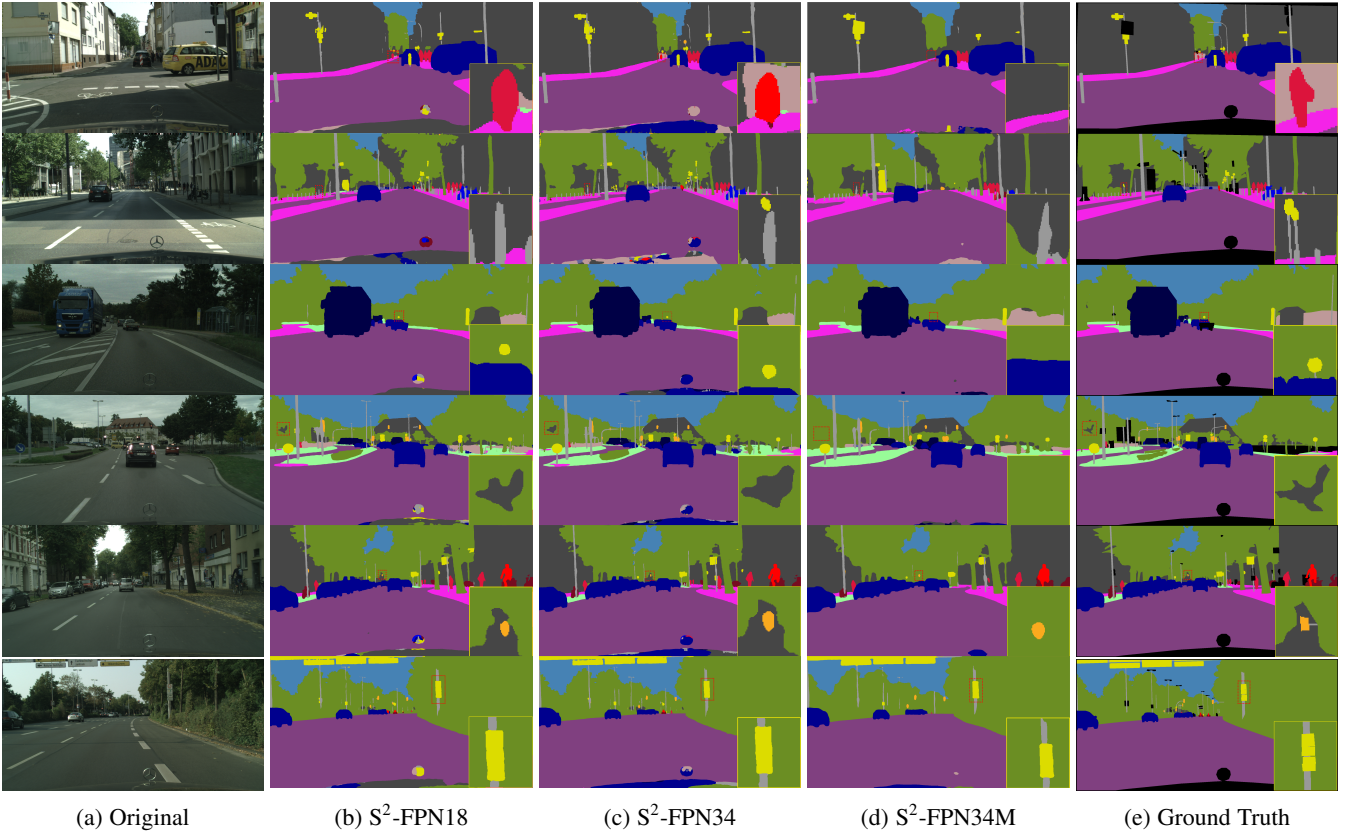


Fig. 7: Visual results of our method S^2 -FPN on Cityscapes dataset.




Fig. 8: Visual results of our method S²-FPN on Camvid dataset.

5.4 Results on Camvid Dataset

As illustrated in Table 7, we evaluate the segmentation accuracy of our proposed method on the Camvid dataset. We trained with an input image size of 360x480, with no use of external data. The training images used to train the model and validation images to evaluate our models while the testing samples are used to get the result for comparison with other methods. Overall, our model has better accuracy. Our S²-FPN model with ResNet18 as a backbone achieves a 69.6 % mIoU on the test set, while S²-FPN34 obtains accuracy of 71.0 % mIoU, which is a significant trade-off between speed and accuracy. The last model configuration S²-FPN34M which replaces the stride at stage 2 from 2 to 1 achieves 74.2% mIoU . This further shows the validity and effectiveness of our proposed method.

6 CONCLUSION

In this work, we designed architecture for semantic segmentation that achieves a better trade-off accuracy/speed and presents Scale-aware Strip Attention S²-FPN for scene parsing in real-time. First, we introduce Scale-aware Strip Attention and channel attention modules to model the long-range dependencies. Specifically, by using scale-aware and vertical strip operations, our network drastically reduced the computation cost of the attention mechanism. Furthermore, we propose the Attention Pyramid Fusion module, which enables and facilitates acquiring contextual information by utilizing the attention mechanism. The ablation studies show the effectiveness of scale-ware strip attention and attention pyramid fusion modules. Experimental results demonstrate that S²-FPN achieves accuracy/speed trade-offs on Camvid and Cityscapes.

TABLE 7: INDIVIDUAL CATEGORY RESULTS ON CAMVID TEST SET IN TERMS OF MIOU FOR 11 CLASSES

Method	Bui	Tree	Sky	Car	Sig	Roa	Ped	Fen	Pol	Side	Bic	mIoU
SegNet [7]	88.8	87.3	92.4	82.1	20.5	97.2	57.1	49.3	27.5	84.4	30.7	55.6
ENet [45]	74.7	77.8	95.1	82.4	51.0	95.1	67.2	51.7	35.4	86.7	34.1	51.3
BiSeNet1 [19]	82.2	74.4	91.9	80.8	42.8	93.3	53.8	49.7	25.4	77.3	50.0	65.6
BiSeNet2 [19]	83.0	75.8	92.0	83.7	46.5	94.6	58.8	53.6	31.9	81.4	54.0	68.7
NDNet45-FCN8-LF [70]	85.5	84.6	94.8	82.6	39.2	97.4	60.1	37.3	17.6	86.8	53.7	57.5
LBN-AA [40]	83.2	70.5	92.5	81.7	51.6	93.0	55.6	53.2	36.3	82.1	47.9	68.0
AGLNet [64]	82.6	76.1	91.0	87.0	45.3	95.4	61.5	39.5	39.0	83.1	62.7	69.4
BiSeNetV2/BiSeNetV2L [28]	-	-	-	-	-	-	-	-	-	-	-	72.4/73.2
S ² -FPN18	83.	77.2	91.8	88.9	48.2	95.7	56.4	43.4	32.4	84.8	62.5	69.6
S ² -FPN34	85.3	77.4	91.7	91.2	49.6	95.7	59.1	46.8	33.2	85.4	66.5	71.0
S ² -FPN34M	86.0	78.8	92.6	92.2	56.2	96.0	67.1	47.3	42.1	86.8	70.7	74.2

TABLE 8: RESULTS OF THE MODEL ON CAMVID DATASET.* INDICATES THE MODELS PRE-TRAINED ON CITYSCAPES

Method	Year	Params M	Speed (FPS)	mIoU%
DeepLab [10]	2017	262.1	4.9	61.6
PSPNet [5]	2017	250.8	5.4	69.1
SegNet [7]	2015	29.5	46	55.6
ENet [45]	2016	0.36	-	61.3
DFANet-A [27]	2019	7.8	120	64.7
DFANet-B [27]	2019	4.8	160	59.3
BiSeNet1 [19]	2018	5.8	175	65.7
BiSeNet2 [19]	2018	49.0	116.3	68.7
ICNet [50]	2018	26.5	27.8	67.1
DABNet [25]	2019	0.76	-	66.4
AGLNet [64]	2020	1.12	90.1	69.4
NDNet45-FCN8-LF [70]	2020	1.1	-	57.5
LBN-AA [40]	2020	6.2	39.3	68.0
BiSeNetV2/BiSeNetV2L [28]	2021	-	-	72.4/73.2
STDC1-Seg75 [24]	2021	8.4	197.6	73.0
STDC2-Seg75 [24]	2021	12.5	152.2	73.9
S ² -FPN18		17.8	124.2	69.5
S ² -FPN34		27.9	107.2	71.0
S ² -FPN34M		27.9	55.5	74.2

REFERENCES

- [1] O. Ronneberger, P. Fischer, and T. Brox, "U-net: Convolutional networks for biomedical image segmentation," in *International Conference on Medical image computing and computer-assisted intervention*. Springer, 2015, pp. 234–241.
- [2] M. Saha and C. Chakraborty, "Her2net: A deep framework for semantic segmentation and classification of cell membranes and nuclei in breast cancer evaluation," *IEEE Transactions on Image Processing*, vol. 27, no. 5, pp. 2189–2200, 2018.
- [3] M. Siam, M. Gamal, M. Abdel-Razek, S. Yogamani, M. Jagersand, and H. Zhang, "A comparative study of real-time semantic segmentation for autonomous driving," in *Proceedings of the IEEE conference on computer vision and pattern recognition workshops*, 2018, pp. 587–597.
- [4] H. Zhao, Y. Zhang, S. Liu, J. Shi, C. C. Loy, D. Lin, and J. Jia, "Psanet: Point-wise spatial attention network for scene parsing," in *Proceedings of the European Conference on Computer Vision (ECCV)*, 2018, pp. 267–283.
- [5] H. Zhao, J. Shi, X. Qi, X. Wang, and J. Jia, "Pyramid scene parsing network," in *Proceedings of the IEEE conference on computer vision and pattern recognition*, 2017, pp. 2881–2890.
- [6] J. Long, E. Shelhamer, and T. Darrell, "Fully convolutional networks for semantic segmentation," in *Proceedings of the IEEE conference on computer vision and pattern recognition*, 2015, pp. 3431–3440.
- [7] V. Badrinarayanan, A. Kendall, and R. Cipolla, "Segnet: A deep convolutional encoder-decoder architecture for image segmentation," *IEEE transactions on pattern analysis and machine intelligence*, vol. 39, no. 12, pp. 2481–2495, 2017.
- [8] Z. Zhou, M. M. R. Siddiquee, N. Tajbakhsh, and J. Liang, "Unet++: A nested u-net architecture for medical image segmentation," in *Deep learning in medical image analysis and multimodal learning for clinical decision support*. Springer, 2018, pp. 3–11.
- [9] F. Yu and V. Koltun, "Multi-scale context aggregation by dilated convolutions," *arXiv preprint arXiv:1511.07122*, 2015.
- [10] L.-C. Chen, G. Papandreou, I. Kokkinos, K. Murphy, and A. L. Yuille, "DeepLab: Semantic image segmentation with deep convolutional nets, atrous convolution, and fully connected crfs," *IEEE transactions on pattern analysis and machine intelligence*, vol. 40, no. 4, pp. 834–848, 2017.
- [11] K. Sun, B. Xiao, D. Liu, and J. Wang, "Deep high-resolution representation learning for human pose estimation," in *Proceedings of the IEEE/CVF Conference on Computer Vision and Pattern Recognition*, 2019, pp. 5693–5703.
- [12] L.-C. Chen, Y. Zhu, G. Papandreou, F. Schroff, and H. Adam, "Encoder-decoder with atrous separable convolution for semantic image segmentation," in *Proceedings of the European conference on computer vision (ECCV)*, 2018, pp. 801–818.
- [13] H. Li, P. Xiong, J. An, and L. Wang, "Pyramid attention network for semantic segmentation," *arXiv preprint arXiv:1805.10180*, 2018.
- [14] M. Yang, K. Yu, C. Zhang, Z. Li, and K. Yang, "Denseaspp for semantic segmentation in street scenes," in *Proceedings of the IEEE conference on computer vision and pattern recognition*, 2018, pp. 3684–3692.
- [15] G. Lin, A. Milan, C. Shen, and I. Reid, "Refinenet: Multi-path refinement networks for high-resolution semantic segmentation," in *Proceedings of the IEEE conference on computer vision and pattern recognition*, 2017, pp. 1925–1934.
- [16] M. A. Elhassan, Y. Chen, Y. Chen, C. Huang, J. Yang, X. Yao, C. Yang, and Y. Cheng, "Ppanet: Point-wise pyramid attention network for semantic segmentation," *Wireless Communications and Mobile Computing*, vol. 2021, 2021.
- [17] W. Liu, A. Rabinovich, and A. C. Berg, "Parsenet: Looking wider to see better," *arXiv preprint arXiv:1506.04579*, 2015.
- [18] M. A. Elhassan, C. Huang, C. Yang, and T. L. Mune, "Dsnet: Dilated spatial attention for real-time semantic segmentation in urban street scenes," *Expert Systems with Applications*, vol. 183, p. 115090, 2021.
- [19] C. Yu, J. Wang, C. Peng, C. Gao, G. Yu, and N. Sang, "Bisenet: Bilateral segmentation network for real-time semantic segmentation," in *Proceedings of the European conference on computer vision (ECCV)*, 2018, pp. 325–341.
- [20] F. N. Iandola, S. Han, M. W. Moskewicz, K. Ashraf, W. J. Dally, and K. Keutzer, "Squeezenet: Alexnet-level accuracy with 50x fewer parameters and < 0.5 mb model size," *arXiv preprint arXiv:1602.07360*, 2016.
- [21] A. G. Howard, M. Zhu, B. Chen, D. Kalenichenko, W. Wang, T. Weyand, M. Andreetto, and H. Adam, "Mobilenets: Efficient convolutional neural networks for mobile vision applications," *arXiv preprint arXiv:1704.04861*, 2017.

- [22] N. Ma, X. Zhang, H.-T. Zheng, and J. Sun, “Shufflenet v2: Practical guidelines for efficient cnn architecture design,” in *Proceedings of the European conference on computer vision (ECCV)*, 2018, pp. 116–131.
- [23] F. Chollet, “Xception: Deep learning with depthwise separable convolutions,” in *Proceedings of the IEEE conference on computer vision and pattern recognition*, 2017, pp. 1251–1258.
- [24] M. Fan, S. Lai, J. Huang, X. Wei, Z. Chai, J. Luo, and X. Wei, “Re-thinking bisenet for real-time semantic segmentation,” in *Proceedings of the IEEE/CVF Conference on Computer Vision and Pattern Recognition*, 2021, pp. 9716–9725.
- [25] G. Li, I. Yun, J. Kim, and J. Kim, “Dabnet: Depth-wise asymmetric bottleneck for real-time semantic segmentation,” *arXiv preprint arXiv:1907.11357*, 2019.
- [26] E. Romera, J. M. Alvarez, L. M. Bergasa, and R. Arroyo, “Erfnet: Efficient residual factorized convnet for real-time semantic segmentation,” *IEEE Transactions on Intelligent Transportation Systems*, vol. 19, no. 1, pp. 263–272, 2017.
- [27] H. Li, P. Xiong, H. Fan, and J. Sun, “Dfanet: Deep feature aggregation for real-time semantic segmentation,” in *Proceedings of the IEEE/CVF Conference on Computer Vision and Pattern Recognition*, 2019, pp. 9522–9531.
- [28] C. Yu, C. Gao, J. Wang, G. Yu, C. Shen, and N. Sang, “Bisenet v2: Bilateral network with guided aggregation for real-time semantic segmentation,” *International Journal of Computer Vision*, pp. 1–18, 2021.
- [29] G. Ghiasi, T.-Y. Lin, and Q. V. Le, “Nas-fpn: Learning scalable feature pyramid architecture for object detection,” in *Proceedings of the IEEE/CVF Conference on Computer Vision and Pattern Recognition*, 2019, pp. 7036–7045.
- [30] S. Liu, L. Qi, H. Qin, J. Shi, and J. Jia, “Path aggregation network for instance segmentation,” in *Proceedings of the IEEE conference on computer vision and pattern recognition*, 2018, pp. 8759–8768.
- [31] M. Tan, R. Pang, and Q. V. Le, “Efficientdet: Scalable and efficient object detection,” in *Proceedings of the IEEE/CVF conference on computer vision and pattern recognition*, 2020, pp. 10 781–10 790.
- [32] A. Kirillov, R. Girshick, K. He, and P. Dollár, “Panoptic feature pyramid networks,” in *Proceedings of the IEEE/CVF Conference on Computer Vision and Pattern Recognition*, 2019, pp. 6399–6408.
- [33] T.-Y. Lin, P. Dollár, R. Girshick, K. He, B. Hariharan, and S. Belongie, “Feature pyramid networks for object detection,” in *Proceedings of the IEEE conference on computer vision and pattern recognition*, 2017, pp. 2117–2125.
- [34] S. Zheng, S. Jayasumana, B. Romera-Paredes, V. Vineet, Z. Su, D. Du, C. Huang, and P. H. Torr, “Conditional random fields as recurrent neural networks,” in *Proceedings of the IEEE international conference on computer vision*, 2015, pp. 1529–1537.
- [35] L.-C. Chen, G. Papandreou, I. Kokkinos, K. Murphy, and A. L. Yuille, “Semantic image segmentation with deep convolutional nets and fully connected crfs,” *arXiv preprint arXiv:1412.7062*, 2014.
- [36] F. Yu and V. Koltun, “Multi-scale context aggregation by dilated convolutions (2015),” *arXiv preprint arXiv:1511.07122*, 2016.
- [37] W. Chen, X. Gong, X. Liu, Q. Zhang, Y. Li, and Z. Wang, “Fasterseg: Searching for faster real-time semantic segmentation,” *arXiv preprint arXiv:1912.10917*, 2019.
- [38] P. Hu, F. Caba, O. Wang, Z. Lin, S. Sclaroff, and F. Perazzi, “Temporally distributed networks for fast video semantic segmentation,” in *Proceedings of the IEEE/CVF Conference on Computer Vision and Pattern Recognition*, 2020, pp. 8818–8827.
- [39] P. Hu, F. Perazzi, F. C. Heilbron, O. Wang, Z. Lin, K. Saenko, and S. Sclaroff, “Real-time semantic segmentation with fast attention,” *IEEE Robotics and Automation Letters*, vol. 6, no. 1, pp. 263–270, 2020.
- [40] G. Dong, Y. Yan, C. Shen, and H. Wang, “Real-time high-performance semantic image segmentation of urban street scenes,” *IEEE Transactions on Intelligent Transportation Systems*, vol. 22, no. 6, pp. 3258–3274, 2020.
- [41] P. Li, X. Dong, X. Yu, and Y. Yang, “When humans meet machines: Towards efficient segmentation networks,” in *BMVC*, 2020.
- [42] M. Sandler, A. Howard, M. Zhu, A. Zhmoginov, and L.-C. Chen, “Mobilenetv2: Inverted residuals and linear bottlenecks,” in *Proceedings of the IEEE conference on computer vision and pattern recognition*, 2018, pp. 4510–4520.
- [43] X. Zhang, X. Zhou, M. Lin, and J. Sun, “Shufflenet: An extremely efficient convolutional neural network for mobile devices,” in *Proceedings of the IEEE conference on computer vision and pattern recognition*, 2018, pp. 6848–6856.
- [44] K. He, X. Zhang, S. Ren, and J. Sun, “Deep residual learning for image recognition,” in *Proceedings of the IEEE conference on computer vision and pattern recognition*, 2016, pp. 770–778.
- [45] A. Paszke, A. Chaurasia, S. Kim, and E. Culurciello, “Enet: A deep neural network architecture for real-time semantic segmentation,” *arXiv preprint arXiv:1606.02147*, 2016.
- [46] S. Mehta, M. Rastegari, A. Caspi, L. Shapiro, and H. Hajishirzi, “Espnet: Efficient spatial pyramid of dilated convolutions for semantic segmentation,” in *Proceedings of the european conference on computer vision (ECCV)*, 2018, pp. 552–568.
- [47] S. Mehta, M. Rastegari, L. Shapiro, and H. Hajishirzi, “Espnetv2: A light-weight, power efficient, and general purpose convolutional neural network,” in *Proceedings of the IEEE/CVF Conference on Computer Vision and Pattern Recognition*, 2019, pp. 9190–9200.
- [48] Y. Wang, Q. Zhou, J. Liu, J. Xiong, G. Gao, X. Wu, and L. J. Latecki, “Lednet: A lightweight encoder-decoder network for real-time semantic segmentation,” in *2019 IEEE International Conference on Image Processing (ICIP)*. IEEE, 2019, pp. 1860–1864.
- [49] J. Liu, Q. Zhou, Y. Qiang, B. Kang, X. Wu, and B. Zheng, “Fddwnet: a lightweight convolutional neural network for real-time semantic segmentation,” in *ICASSP 2020-2020 IEEE International Conference on Acoustics, Speech and Signal Processing (ICASSP)*. IEEE, 2020, pp. 2373–2377.
- [50] H. Zhao, X. Qi, X. Shen, J. Shi, and J. Jia, “Icnet for real-time semantic segmentation on high-resolution images,” in *Proceedings of the European conference on computer vision (ECCV)*, 2018, pp. 405–420.
- [51] R. P. Poudel, S. Liwicki, and R. Cipolla, “Fast-scnn: Fast semantic segmentation network,” *arXiv preprint arXiv:1902.04502*, 2019.
- [52] J. Gehring, M. Auli, D. Grangier, and Y. N. Dauphin, “A convolutional encoder model for neural machine translation,” *arXiv preprint arXiv:1611.02344*, 2016.
- [53] J. Gehring, M. Auli, D. Grangier, D. Yarats, and Y. N. Dauphin, “Convolutional sequence to sequence learning,” in *International Conference on Machine Learning*. PMLR, 2017, pp. 1243–1252.
- [54] F. Wang, M. Jiang, C. Qian, S. Yang, C. Li, H. Zhang, X. Wang, and X. Tang, “Residual attention network for image classification,” in *Proceedings of the IEEE conference on computer vision and pattern recognition*, 2017, pp. 3156–3164.
- [55] N. Carion, F. Massa, G. Synnaeve, N. Usunier, A. Kirillov, and S. Zagoruyko, “End-to-end object detection with transformers,” in *European Conference on Computer Vision*. Springer, 2020, pp. 213–229.
- [56] X. Zhu, W. Su, L. Lu, B. Li, X. Wang, and J. Dai, “Deformable detr: Deformable transformers for end-to-end object detection,” *arXiv preprint arXiv:2010.04159*, 2020.
- [57] L. Ye, M. Roohan, Z. Liu, and Y. Wang, “Cross-modal self-attention network for referring image segmentation,” in *Proceedings of the IEEE/CVF Conference on Computer Vision and Pattern Recognition*, 2019, pp. 10 502–10 511.
- [58] J. Hu, L. Shen, and G. Sun, “Squeeze-and-excitation networks,” in *Proceedings of the IEEE conference on computer vision and pattern recognition*, 2018, pp. 7132–7141.
- [59] J. Fu, J. Liu, H. Tian, Y. Li, Y. Bao, Z. Fang, and H. Lu, “Dual attention network for scene segmentation,” in *Proceedings of the IEEE/CVF Conference on Computer Vision and Pattern Recognition*, 2019, pp. 3146–3154.
- [60] Y. Yuan, L. Huang, J. Guo, C. Zhang, X. Chen, and J. Wang, “Ocnnet: Object context network for scene parsing,” *arXiv preprint arXiv:1809.00916*, 2018.
- [61] M. A. Elhassan, C. Yang, C. Huang, and T. L. Munea, “Spfnnet: Subspace pyramid fusion network for semantic segmentation,” *arXiv preprint arXiv:2204.01278*, 2022.
- [62] C. Guo, B. Fan, Q. Zhang, S. Xiang, and C. Pan, “Augfpn: Improving multi-scale feature learning for object detection,” in *Proceedings of the IEEE/CVF Conference on Computer Vision and Pattern Recognition*, 2020, pp. 12 595–12 604.
- [63] Q. Hou, L. Zhang, M.-M. Cheng, and J. Feng, “Strip pooling: Rethinking spatial pooling for scene parsing,” in *Proceedings of the IEEE/CVF Conference on Computer Vision and Pattern Recognition*, 2020, pp. 4003–4012.
- [64] Q. Zhou, Y. Wang, Y. Fan, X. Wu, S. Zhang, B. Kang, and L. J. Latecki, “Agnet: Towards real-time semantic segmentation of self-driving images via attention-guided lightweight network,” *Applied Soft Computing*, vol. 96, p. 106682, 2020.
- [65] M. Cordts, M. Omran, S. Ramos, T. Rehfeld, M. Enzweiler, R. Benenson, U. Franke, S. Roth, and B. Schiele, “The cityscapes dataset for semantic urban scene understanding,” in *Proceedings of the IEEE conference on computer vision and pattern recognition*, 2016, pp. 3213–3223.

- [66] G. J. Brostow, J. Fauqueur, and R. Cipolla, "Semantic object classes in video: A high-definition ground truth database," *Pattern Recognition Letters*, vol. 30, no. 2, pp. 88–97, 2009.
- [67] O. Russakovsky, J. Deng, H. Su, J. Krause, S. Satheesh, S. Ma, Z. Huang, A. Karpathy, A. Khosla, M. Bernstein *et al.*, "Imagenet large scale visual recognition challenge," *International journal of computer vision*, vol. 115, no. 3, pp. 211–252, 2015.
- [68] D. P. Kingma and J. Ba, "Adam: A method for stochastic optimization," *arXiv preprint arXiv:1412.6980*, 2014.
- [69] S. Rota Bulò, L. Porzi, and P. Kotschieder, "In-place activated batch-norm for memory-optimized training of dnns," in *Proceedings of the IEEE Conference on Computer Vision and Pattern Recognition*, 2018.
- [70] Z. Yang, H. Yu, M. Feng, W. Sun, X. Lin, M. Sun, Z.-H. Mao, and A. Mian, "Small object augmentation of urban scenes for real-time semantic segmentation," *IEEE Transactions on Image Processing*, vol. 29, pp. 5175–5190, 2020.