

Quest for eternal oscillons

T. S. Mendonça^{1,*} and H. P. de Oliveira^{1,2,†}

¹*Departamento de Física Teórica - Instituto de Física A. D. Tavares, Universidade do Estado do Rio de Janeiro, R. São Francisco Xavier, 524. Rio de Janeiro, RJ, 20550-013, Brazil*

²*Department of Physics and Astronomy, Bowdoin College, Brunswick, Maine, 04011, USA*

Nonlinear field theories produce unstable but long-lived configurations known as oscillons. These structures have been studied with asymmetric and symmetric double-well potentials and extended to other forms of potentials. In the present work, we examine the consequences of considering higher-order field theories, where we have used a generalization of the symmetric double-well potential and a ϕ^6 potential. Consequently, we have found $3 + 1$ spherically symmetric oscillons with significantly large lifetimes without parameter fine-tuning.

PACS numbers: 98.80.Cq, 11.10. Lm, 11.27. +d

I. INTRODUCTION

The nonlinear aspect present in the equations governing some field theories poses immense challenges for investigating their physical consequences. As a relevant illustrative example, we mention a nonlinear wave equation arising from the Klein-Gordon equation with a single real scalar field with a symmetrical double-well potential of the ϕ^4 model. The simple case of $1 + 1$ dimensions reveals a nontrivial nonstatic solution known as boosted topological defects or boosted kinks [1, 2]. The dynamics of the collision of a kink and an antikink discloses complex dynamics from which the initial velocity kinks' velocity plays a crucial role for outcomes [3–5].

We can go a step further in considering the case of $3 + 1$ spherically symmetric Klein-Gordon equation in the ϕ^4 model. In this case, the Derrick theorem prevents the existence of static solutions [6]. Nevertheless, further studies of the scalar field dynamics uncovered unstable oscillating but long-lived structures known as oscillons [7, 8]. These structures can be relevant in distinct areas of physics varying from optics to cosmology [9, 10], with the caveat the duration of oscillons be greater than the dynamic scales of these systems.

One of the main aspects that make oscillons attractive is their long duration. It is a phase achieved after the scalar field collapse, releases a large amount of its energy, and then starts to oscillate almost without radiating energy away. By using an innovative numerical treatment, Honda and Choptuik [11] have shown evidence that oscillons can live forever. Like most current oscillation simulations, they considered an initial Gaussian scalar field profile with a free radial parameter r_0 . Depending on the value of r_0 , the oscillon phase can live longer. More interestingly, there are resonant peaks in the oscillon lifetime when viewed in the function of r_0 . It means that by fine-tuning r_0 , it is possible to generate oscillons with arbi-

trarily long lifetimes. The resonant mountain, as referred to by Gleiser and Krackow [12], was later confirmed by them [13].

In the present manuscript, we investigate the existence of long-lived oscillons considering potentials that can be viewed as direct generalizations of the double-well potential [8, 11, 14, 15]. Nevertheless, we mention the existence of highly long-lived oscillons associated with other potentials such as the sine-Gordon and some classes of convex potentials [16, 17] and monodromy potentials (see Refs. [18] and references therein).

The first potential is a generalization of the ϕ^4 symmetric double-well potential given by

$$V(\phi) = \frac{1}{4}(\phi_{vac}^{2n} - \phi^{2n})^2, \quad (1)$$

where ϕ_{vac} is the asymptotic vacuum value of the scalar field, $n \geq 1$ is a integer number with $n = 1$ recovering the potential of the ϕ^4 model. This potential describes a generalization of the $(1 + 1)$ dimensional kinks known as the compactons [19]. The collision of compactons was studied by Bazeia et al. [20] exhibiting a wide variety of outcomes. The formation of long-lived oscillatory structures at rest or moving appears not to be limited to small impact velocities. The second potential we have chosen belong to the Christ-Lee model [21] or the parametric ϕ^6 model [22]:

$$V(\phi) = \frac{1}{8(1 + \epsilon^2)}(\epsilon^2 + \phi^2)(\phi_{vac}^2 - \phi^2)^2, \quad (2)$$

where ϵ is a free parameter.

We organize the paper as follows. In Section II, we present the Klein-Gordon equation briefly and describe the numerical method we have adopted. It is based on the Galerkin-Collocation method [23] that consists in adopting features of both Galerkin and Collocation methods. In particular, we have defined a set of basis functions that satisfy exactly the boundary conditions where we consider the whole radial domain. We present the code validation in Section III with the convergence of the scalar field total energy and the reproduction of the oscillon phase already established [24]. In Section IV, we perform numerical simulations with the potentials (1) and

*Electronic address: tiagobrouwer@msn.com

†Electronic address: henrique.oliveira@uerj.br

(2). We have found convincing numerical evidence of extremely long-lived oscillons in both cases. Finally, in Section V we conclude.

II. THE NUMERICAL METHOD: BRIEF DESCRIPTION

The action for a self-interacting scalar field in $3 + 1$ dimensions is

$$S[\phi] = \int d^4x \left(\frac{1}{2} \partial_\mu \phi \partial^\mu \phi - V(\phi) \right) \quad (3)$$

where $V(\phi)$ is the potential. We can derive the nonlinear Klein-Gordon equation straightforwardly from the above action and present it in the following useful form:

$$\phi_{,t} = \Pi \quad (4)$$

$$\Pi_{,t} = \frac{2}{r} \phi_{,r} + \phi_{,rr} - \frac{\partial V(\phi)}{\partial \phi}, \quad (5)$$

where $\Pi = \Pi(t, r)$ and $\phi = \phi(t, r)$. Here, we shall consider the dynamics generated by the compact and the Chris-Lee potentials given by Eqs. (1) and (2), respectively, but the numerical method described in the sequence is valid for any potential function.

We briefly describe the numerical spectral method employed to integrate the wave equation expressed by Eqs. (4) and (5). There are two issues in this wave equation that are decisive for implementing the numerical algorithm. The first is the $1/r$ term that must be regular when calculated at the origin, and the second is that the scalar field is an even parity with respect to r . Then, the expansion of the scalar field near the origin reads as

$$\phi(t, r) = \phi_0(t) + \phi_2(t)r^2 + \mathcal{O}(r^4). \quad (6)$$

Also, for $r \rightarrow \infty$, the scalar field assumes its vacuum value, i. e. $\phi_\infty = \phi_{\text{vac}}$. To guarantee the finiteness of the scalar field energy, it is necessary that asymptotically that

$$\phi(t, r) - \phi_{\text{vac}} \leq \mathcal{O}(r^{-2}). \quad (7)$$

Similar conditions are valid for the field $\Pi(t, r)$.

The next step is to establish spectral approximations for the scalar field ϕ and the function Π to satisfy the conditions above. Then, we can write

$$\phi_N(t, r) = \phi_{\text{vac}} + \sum_{k=0}^N \hat{\phi}_{2k}(t) \psi_{2k}(r), \quad (8)$$

$$\Pi_N(t, r) = \sum_{k=0}^N \hat{\Pi}_{2k}(t) \psi_{2k}(r), \quad (9)$$

where N is the truncation order that dictates the number of unknown modes $\hat{\phi}_{2k}(t)$ and $\hat{\Pi}_{2k}(t)$ related to the

fields ϕ and Π , respectively. We demand that the basis functions $\psi_{2k}(r)$, $k = 0, 1, \dots, N$ have even parity functions with respect to the origin and decay according to the relation (7). We establish the basis functions with the polynomials $SB_k(r)$ defined in Boyd's book [25]

$$SB_k(r) = \sin \left[(k+1) \arccot \left(\frac{r}{L_0} \right) \right], \quad (10)$$

where L_0 is the map parameter. The above polynomials were employed for spectral codes to generate Brill wave initial data [26] and later in Refs. [27, 28] for dynamical problems in general relativity. The even polynomials have the even parity about the origin, and by requiring the appropriate asymptotic behavior, we define

$$\psi_{2k}(r) = \frac{(2k+1)}{2k+3} SB_{2k+2}(r) - SB_{2k}(r), \quad (11)$$

for all $k = 0, 1, \dots, N$, and one may show that $\psi_{2k}(r) \sim \mathcal{O}(r^{-3})$.

We substitute the spectral approximations (8) and (9) into Eqs. (4) and (5) to form the corresponding residual equations given by

$$\text{Res}_\phi(t, r) = \phi_{N,t} - \Pi_N \quad (12)$$

$$\text{Res}_\Pi(t, r) = \Pi_{N,t} - \phi_{N,rr} - \frac{2}{r} \phi_{N,r} + \frac{\partial V(\phi)}{\partial \phi}. \quad (13)$$

The above residual equations do not vanish due to the assumed approximations. According to the Collocation method, we impose the residual equation to vanish at a specific set of $N + 1$ collocation points designated by r_j , with $j = 1, 2, \dots, N + 1$. In this case, the residual equations become the following dynamical system

$$\phi_{j,t} = \Pi_j, \quad (14)$$

$$\Pi_{j,t} = (\phi_{,rr})_j + 2 \left(\frac{\phi_{,r}}{r} \right)_j - \left(\frac{\partial V(\phi)}{\partial \phi} \right)_j. \quad (15)$$

The subscript j indicates that the quantities are evaluated at the collocation points r_j . For instance, the values of the scalar field $\phi_j(t)$

$$\phi_j(t) = \phi_N(t, r_j) = \phi_{\text{vac}} + \sum_{k=0}^N \hat{\phi}_{2k}(t) \psi_{2k}(r_j), \quad (16)$$

for all $j = 1, 2, \dots, N + 1$. As a consequence, the values $\phi_j(t)$ are related to the corresponding modes $\hat{\phi}_{2k}(t)$. Both sets of values and modes constitute the physical and the spectral representations of the scalar field. In particular, we use the spectral representation to calculate the $1/r$ term on the RHS of Eq. (15) at the origin. We obtain similar relations for the values present in Eqs. (14) and (15) as

$$\Pi_j = \Pi_N(t, r_j), (\phi, rr)_j = \left(\frac{\partial^2 \phi_N}{\partial r^2} \right)_{r_j},$$

and so forth.

We define now the set of $N + 1$ collocation points r_j . First, we introduce a computational domain spanned by $-1 \leq x \leq 1$ such that

$$r = \frac{L_0 x}{\sqrt{1 - x^2}}. \quad (17)$$

It means that we have extended the physical domain to include negative values of r or $-\infty < r < \infty$. In the sequence, we choose the Chebyshev-Gauss-Lobatto points x_j as

$$x_j = \cos \left(\frac{\pi j}{2(N + 1)} \right), \quad (18)$$

where $j = 0, 1, \dots, 2(N + 1)$. From these points, we select $N + 1$ collocation points in the region $0 \leq r < \infty$ by setting $j = 1, 2, \dots, N + 1$. Notice that the point r_{N+1} corresponds to the origin.

The scheme of integration is described as follows. From the initial data $\phi(0, t) = \phi_0(r)$ and $\Pi(0, t) = \Pi_0(r)$, we determine the initial values $\phi_j(0)$, $\Pi_j(0)$ as well the initial modes $\hat{\phi}_k(0)$. In the sequence, we calculate the initial values of $\phi_{j,t}$ and $\Pi_{j,t}$ from Eqs. (14) and (15), respectively, allowing the determination of the values ϕ_j , Π_j in the next time step. We repeat the process and providing the scalar field evolution. We remark that in the specific numerical investigation of oscillons, it is necessary to perform integration for long times, typically until $t \gtrsim 10^4$. It requires the introduction of some sort of dissipation to absorb the scalar field radiation at large distances. We have added the dissipation term $-\gamma_0(r)\Pi$ on the RHS of Eq. (5) with the coefficient γ_0 given by

$$\gamma_0(r) = \frac{1}{2} K_0^2 [1 + \tanh(r - r_{abs})], \quad (19)$$

where r_{abs} indicates the starting point of the damping term. As we are going to see next, r_{abs} has to be larger than the bubble's core.

III. VALIDATING THE CODE

In all numerical tests, we have considered the initial data $\Pi_0 = \Pi(0, r) = 0$, and $\phi_0(r) = \phi(0, r)$ as a Gaussian-shaped function used for most of the works on oscillons:

$$\phi_0(r) = (\phi_c - \phi_{vac})e^{-r^2/r_0^2} + \phi_{vac}, \quad (20)$$

where ϕ_c and ϕ_{vac} are scalar field values at the bubble's core, and the global vacuum; r_0 is a control parameter. By fixing ϕ_c and ϕ_{vac} , the long-lived oscillons emerge in

the interval $R_{\min} \leq r_0 \leq R_{\max}$ depending on the potential $V(\phi)$ under consideration. In what follows, we have fixed $\phi_c = 1$ and $\phi_{vac} = -1$ and performed all numerical experiments with the Cash-Karp adaptive stepsize integrator [29].

The first numerical test is to verify the balance of the scalar field energy due to the presence of the dissipative term. The total energy of the scalar field is

$$E = 4\pi \int_0^\infty \left(\frac{1}{2} \Pi^2 + \frac{1}{2} \phi_{,r}^2 + V(\phi) \right) r^2 dr. \quad (21)$$

Here, we assume that $V(\phi)$ is the symmetric double-well potential given by

$$V(\phi) = \frac{1}{4} (\phi^2 - \phi_{vac}^2)^2. \quad (22)$$

By considering the dissipative term (19), the total energy E is no longer conserved but satisfies the following exact balance equation

$$C(t) \equiv \frac{dE}{dt} + 4\pi \int_0^\infty \gamma_0(r) \Pi^2 r^2 dr = 0, \quad (23)$$

where we introduce the function $C(t)$ to indicate the error of the numerical solution. We proceed by calculating both terms arising from the spectral algorithm with increasing resolution and selecting the maximum deviation $|C_{\max}|$. In the Appendix, we present the details of the approximations for calculating the total energy E and the integral involving the dissipative term.

For the sake of illustration, we present in Fig. 1(a) the plots of $\frac{dE}{dt}$ and the integral of the dissipative term present in Eq. (22). We have fixed the following parameters: $r_0 = 2.5$, $K_0 = 0.5$, $r_{abs} = 30$, map parameter $L_0 = 30$, and the truncation order $N = 200$ with the integration until $t = 2,000$. And Fig. 1(b) shows a clear exponential decay of the maximum deviation $|C_{\max}|$ with the increase of the resolution characterized by the truncation order N . Notice that we have obtained a maximum deviation of order of $\mathcal{O}(10^{-9})$ for $N = 350$.

The remaining tests are qualitative in the sense of reproducing some of the results found in the Copeland, Gleiser, and Muller (CGM) [24] paper using the present numerical algorithm. In all numerical experiments, we have set a resolution of $N = 250$, map parameter $L_0 = 15$, and introduced the dissipation $\gamma_0(r)$ given by Eq. (18).

As pointed out by CGM [24], the Gaussian bubbles are sensitive to the value of r_0 with fixed $\phi_c = -\phi_{vac} = 1$ to achieve the stage of oscillon. Accordingly, in the interval, $2.4 \lesssim r_0 \lesssim 4.5$, the scalar field undergoes a stage of the oscillatory, long-lived stability period with almost no energy radiated away. This oscillatory stage is known as the oscillon stage and has a duration of about $10^3 - 10^4$. The range of r_0 depends on the initial profile of the bubble, but the subsequent oscillatory stage or the generated oscillon is the same.

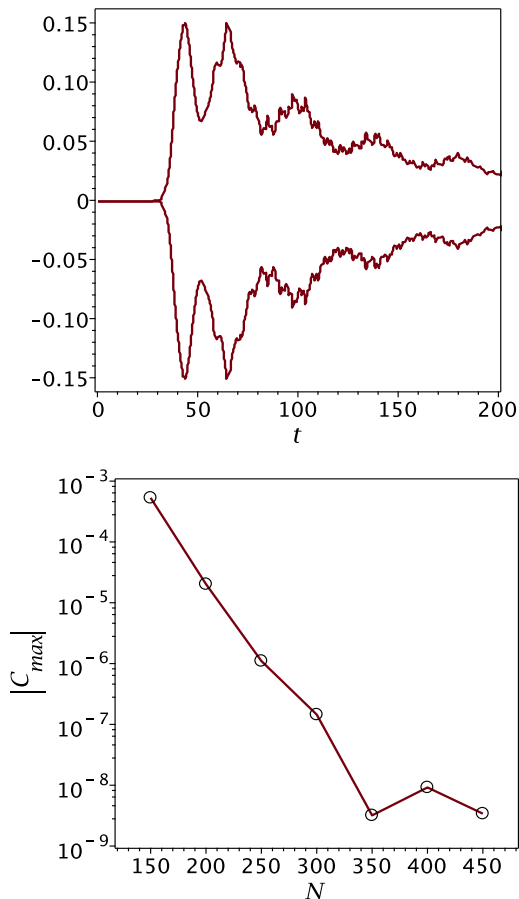


FIG. 1: Upper panel: Samples of $dE/dt < 0$ and the integral of the dissipation term given by the second term on the RHS Eq. (22). Lower panel: log-plot of the maximal deviation, $|C_{max}|$, versus the truncation order N showing a clear exponential decay. We have set $r_0 = 2.5$ and map parameter $L_0 = 30$. The final time of integration is $t_f = 2,000$.

We present in Fig. 2 the bubble's total energy defined by

$$E_b(t) = 4\pi \int_0^{r_s} \left(\frac{1}{2} \Pi^2 + \frac{1}{2} \phi_{,r}^2 + V(\phi) \right) r^2 dr, \quad (24)$$

for several values of r_0 , and taking into account an additional initial data $\phi_0(r) = -\tanh(r-r_0)$. Here, $r_s \gg r_0$, and by following CGM [24] we have set $r_s = 10$ and 15 for the Gaussian and tanh bubbles, respectively. It is remarkable to notice that after the bubbles released a fraction of their energy, the oscillon stage emerges with nearly constant energy regardless of the initial configuration and the initial radius r_0 . In the panels of Fig. 2, the continuous and dashed lines correspond to the Gaussian and tanh bubbles, respectively.

Fig. 3 shows another qualitative validation of our numerical approach. We exhibit in Fig. 3(a) the evolution of the scalar field at the origin, $\phi(0, t)$, during the oscillon stage with $r_0 = 2.7$. In Fig. 3(b), we have a sequence of

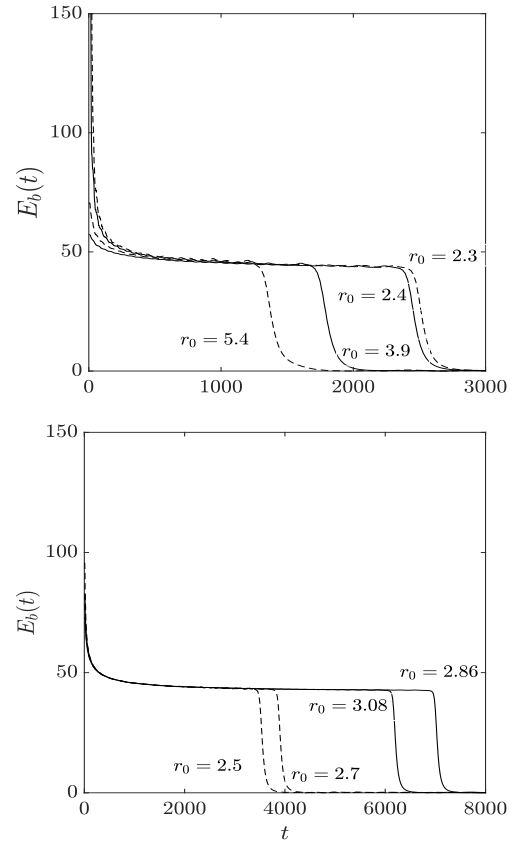


FIG. 2: Plots of the bubbles' energy versus time for several values of r_0 . The continuous and dashed lines correspond to the Gaussian and tanh initial configurations, respectively.

snapshots of the oscillon with $r_0 = 2.5$. These figures are in agreement with Fig. 4 found in Ref. [24].

An advantageous way of visualizing the evolution of the oscillon at the origin $r = 0$ is using the phase portrait as shown in Fig. 4. We have considered the time interval $\Delta t = 1.0$ and $r_0 = 3.0$ according to Ref. [24]. At the end of evolution, the spiraling indicates the collapse of the oscillon into $\phi_{vac} = -1$. The total time of integration was $t_f = 6000$.

IV. (VERY) LONG LIVED OSCILLONS

In this Section we have performed numerical simulations to achieve the oscillon phase starting from the initial Gaussian profile (19) with $\phi_c = -\phi_{vac} = 1$ leaving r_0 as a free parameter, but with the new potentials (1) and (2). We have set the minimum and maximal resolutions characterized by $N = 600$ and 1,000, respectively, map parameter $L_0 = 20$, and the dissipation factor $\gamma_0(r)$ given by Eq. (19), where $K_0 = 0.15$ and $r_{abs} \geq 10r_0$. In all simulations, we have monitored the error in the energy balance measured by $C(t)$ (cf. Eq. (23)) such that the maximal deviation is of order $\mathcal{O}(10^{-4})$. We have noticed that by increasing n in the potential (1), we increase the

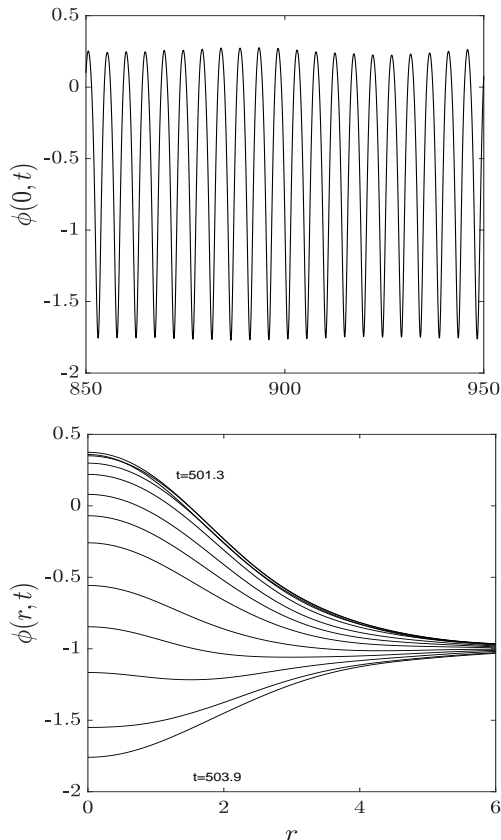


FIG. 3: Upper panel: time evolution of the scalar field at the origin or the bubble's core during the oscillon stage for the Gaussian initial configuration with $r_0 = 2.7$. Lower panel: snapshots of the oscillon with $r_0 = 2.5$. As in Ref. [24], the snapshots are $\Delta t = 0.2$ apart.

order of the nonlinear terms, which requires a better resolution to achieve the maximal deviation in the energy balance.

In the sequence, we have focused on characterizing the long-lived oscillon states mainly through the plots of the bubble energy given by Eq. (24), where $r_s = 15$ in all numerical experiments.

We start with the compacton potential (1). Figs. 5 and 6 show the plots of the bubble energy for $n = 2$ and $n = 3$, respectively, with the respective values of the radius r_0 indicated. We noticed the three typical stages consistent with the emergence of oscillons in the case $n = 1$. In the first stage, the bubble release most of its energy. It is followed by a stage of approximately constant energy represented by a plateau with the scalar field undergoing oscillations in a finite region. During the last stage of evolution, the scalar field has its amplitude decreasing, and eventually, the oscillon radiates away its remaining energy. Apart from these features that effectively attest to oscillon configurations' existence, we highlight two distinct aspects. The first aspect is a large amount of bubbles' energy released in the first stage, increasing with n . More precisely, for $n = 2$, we have about

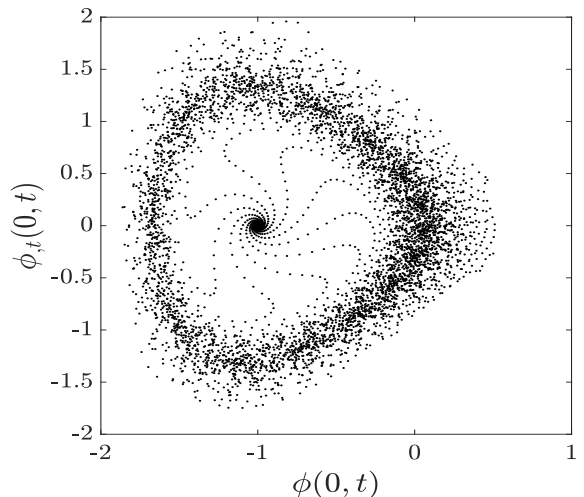


FIG. 4: Phase space portrait of an oscillon stage for $r_0 = 3.0$. The sampling is taken at each $\Delta t = 1$.

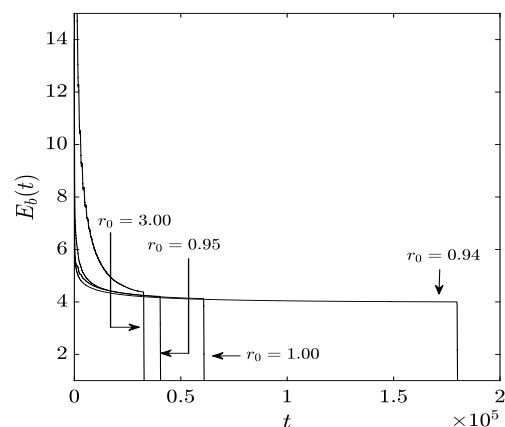


FIG. 5: Time evolution of the bubble energy, $E_b(t)$ (cf. Eq. (24)), for the compacton potential (1) for $n = 2$ and distinct values of the bubble's radius r_0 . We have used the resolution $N = 600$ and $r_{abs} = 30$.

29.78% of the initial bubble energy in the oscillon configuration, while for $n = 3$, the oscillon configuration has only about 17.76%. For reference, we have considered evaluating the bubble initial energy corresponding to the value of r_0 that produces the longest living oscillon phase and summarized the results in Table 1. For the sake of illustration, we present in Fig. 7 the phase diagram for the oscillon with $n = 2$ and $r_0 = 94$. There are indications of the time duration of each phase of the oscillon evolution.

The second and more significant feature is the extended amount of duration of the oscillon, which are $t_{max} \sim 1.8 \times 10^5$ and $t_{max} \sim 3.0 \times 10^5$, for $n = 2, 3$, respectively. Notice that these values are much larger than the longest-lived oscillon of the ϕ^4 model ($n = 1$), $t_{max} \sim 9.9 \times 10^3$. For comparative purposes, we can see from Table 1 that for $n = 1$ nearly 52.33% of the initial bubble energy is stored in the oscillon phase.

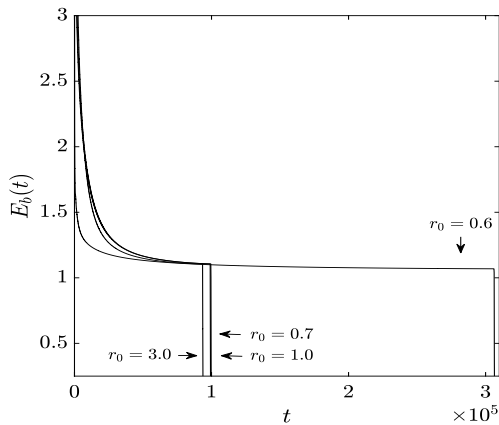


FIG. 6: Time evolution of the bubble energy, $E_b(t)$ (cf. Eq. (24)), for the compacton potential (1) for $n = 3$ and distinct values of the bubble's radius r_0 . We have used the resolution $N = 700$ and $r_{abs} = 40$.

Table 1

n	$\frac{E_b}{E_{init}} \times 100 (\%)$
1 (ϕ^4 model)	52.33
2	29.78
3	17.76
4	7.75

TABLE I: Approximate amount of energy stored in the oscillon phase for $n = 1, 2, 3$ and 4 for the compacton potential (1).

The numerical simulations indicate clearly that the increase of n can produce an oscillon configuration settled with a smaller fraction of the initial bubble energy. We show in Fig. 8 the time evolution of the bubble energy for $n = 4$, where the oscillon phase has retained approximately 7.75% of the bubble's initial energy. In this case, $t_{max} \sim 2.5 \times 10^5$ for $r_0 = 0.7$.

We further remark that in all cases, $n = 2, 3, 4$, there exists a minimum value of the bubble radius for the scalar field to undergo in the oscillon configuration. However, we have not searched for the expected maximum radius as expected, but it seems to encompass relatively large values compared with the ϕ^4 oscillons.

Another long-lived oscillon phase is obtained with the modified ϕ^6 model potential (cf. Eq. (2)), where we have fixed $\epsilon = 1$. We depict in Fig. 9 the time evolution of the bubbles' energies for several values of r_0 . The plots reveal a long oscillon phase with about 54% of the initial bubble energy lasting to $t_{max} \sim 1.7 \times 10^5$. For the sake of completeness, we present in Fig. 10 the scalar field at the origin or the bubble's core and the evolution of the phase diagram for the oscillon with $r_0 = 4$ and starting at $t \sim 1.7 \times 10^5$. The colors indicate distinct oscillon's

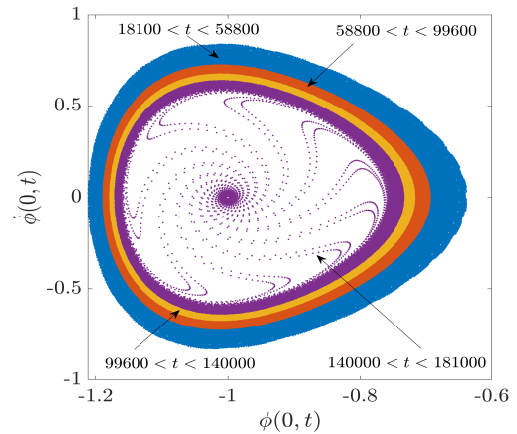


FIG. 7: Phase space portrait of the oscillon evolution for $n = 2$ (cf. Eq. (1)) and $r_0 = 0.94$. For clarity, we have depicted phases with approximately the same time interval in distinct colors. We also assumed the sampling at every $\Delta t = 10$.

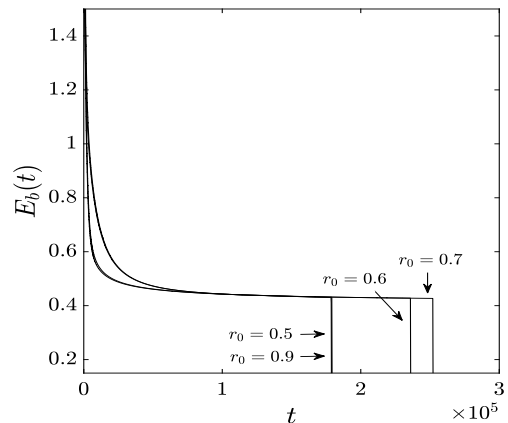


FIG. 8: Time evolution of the bubble energy, $E_b(t)$ (cf. Eq. (24)), for the compacton potential (1) for $n = 4$ and distinct values of the bubble's radius r_0 . We have used the resolution $N = 750$ and $r_{abs} = 15$.

radius during its lifetime.

V. SUMMARY AND CONCLUSIONS

This paper presents convincing numerical evidence of very long-living 3+1 spherically symmetric oscillons. We have focused on two different potentials instead of the traditional double-well potential of the ϕ^4 model. The first is the compacton potential (cf. Eq. (1)), which describes 1+1 dimensional topological defects with compact support as a generalization of the kinks of the ϕ^4 model. The second is a modified or parametric ϕ^6 potential proposed originally in Ref. [21]. Both potentials belong to higher-order field theories. However, for highly long-lived oscillons belonging to different potentials, see Refs. [16–18].

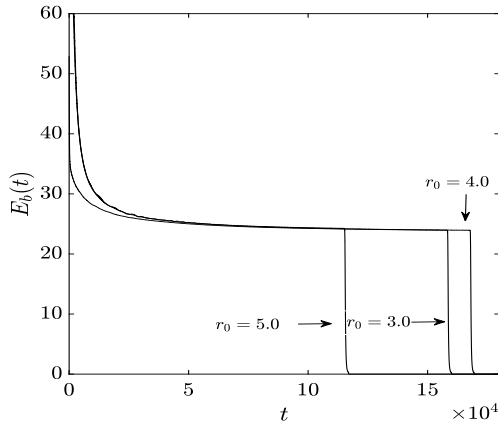


FIG. 9: Time evolution of the bubble energy, $E_b(t)$ (cf. Eq. (24)), for the potential (2) for $\epsilon = 1$ and distinct values of the bubble's radius r_0 . We have used the resolution $N = 600$ and $r_{abs} = 30$.

We have implemented a Galerkin-Collocation spectral code to evolve the Klein-Gordon equation for extended time intervals. The novelty here is to use a set of basis functions in which each component satisfies the even parity condition about the origin. The algorithm proved to be exponentially convergent, and, as a qualitative validation test, we reproduced most of the results of Ref. [24].

The main result, however, is to show the existence of oscillon phases with highly long lifetimes about $t \sim \mathcal{O}(10^5)$ without fine-tuning the parameter r_0 (cf. Eq. (20)). We observed that by increasing n present in the compacton potential, more energy is radiated away before the oscillon phase begins, as indicated in Table 1. On the other hand, oscillons generated with the ϕ^6 potential retain about 54% of the initial bubble energy. It is approximately the same as the oscillons of the ϕ^4 model.

We indicate some directions related to the present work. It is clear the relation between the radial parameter r_0 and the life span of the oscillon phase. We believe in the existence of a resonant structure as described in Ref. [11], albeit not investigate it thoroughly. Therefore, we can find oscillons with a more significant duration. Another feature of interest is the virialization [24] associated with the longer lifetime of the oscillon. The $2d$ oscillons is another possibility worth investigating, where we have preliminarily examined the potential (1) with $n = 2$ with the oscillon phase lasting more than $t \sim 10^6$ for a suitable value of r_0 . Finally, the study of oscillons in curved spacetimes with the new potentials (1) and (2) would be an interesting generalization of the study of Ref. [31].

Acknowledgments

H. P. O. acknowledges the financial support of the Brazilian Agency CNPq and the hospitality of the Department of Physics and Astronomy of the Bowdoin College. This study was financed in part by the Coordenação

de Aperfeiçoamento de Pessoal de Nível Superior - Brasil (CAPES) - Finance Code 001.

Appendix

We present the procedure to calculate the scalar field energy given by Eq. (20), the integration with the dissipative term that appears in the energy balance equation (21), and the bubble's energy (cf. Eq. (25)).

We employ the Curtis-Clenshaw formula to approximate all integrals. The first step is to map the integration over the entire spatial domain $0 \leq r < \infty$ into a computational domain labeled by $-1 \leq \xi \leq 1$ using the algebraic map

$$r = L_0 \frac{(1 + \xi)}{1 - \xi},$$

where L_0 is the map parameter. Then, it follows that

$$E = 4\pi \int_{-1}^1 \left(\frac{1}{2} \Pi^2 + \frac{1}{2} \phi_{,x}^2 \left(\frac{\partial x}{\partial r} \right)^2 + V(\phi) \right) r(\xi)^2 \times \frac{dr}{d\xi} d\xi \approx \sum_{k=0}^{N_q} (...)_k w_k. \quad (\text{A.1})$$

Here $N_q = 2N$ is the quadrature truncation order, $(...)_k$ means the integrand evaluated at the quadrature Chebyshev-Gauss-Lobatto collocation points ξ_k given by

$$\xi_k = \cos \left(\frac{\pi k}{N_q} \right),$$

for all $k = 0, 1, \dots, N_q$. The weights are

$$w_0 = w_{N_q} = \frac{1}{N_q^2 - 1} \quad (\text{A.2})$$

$$w_k = \frac{4}{N_q} \sum_{j=0}^{N_q/2} \cos \left(\frac{2\pi j k}{N_q} \right) \frac{1}{c_j(1 - 4j^2)}, \quad (\text{A.3})$$

where $c_0 = c_{N_q/2} = 2$, and $c_j = 1$ for $j = 1, 2, \dots, N_q/2 - 1$.

With the values of energy evaluated at each instant from Eq. (A1), we can calculate its time derivative using finite differences:

$$\left(\frac{dE}{dt} \right)_{t_j} = \frac{1}{2\delta t_j} [E(t_j + \delta t_j) - E(t_j - \delta t_j)]. \quad (\text{A.4})$$

where $\delta t_j = t_{j+1} - t_j$ is the stepsize.

For the evaluation of the bubble's energy, we have first mapped the integration interval $0 \leq r < r_s$ into $-1 \leq \xi \leq 1$ with a linear map, $r = r_s(1 + \xi)/2$, and applied the Curtis-Clenshaw formula straightforwardly as presented.

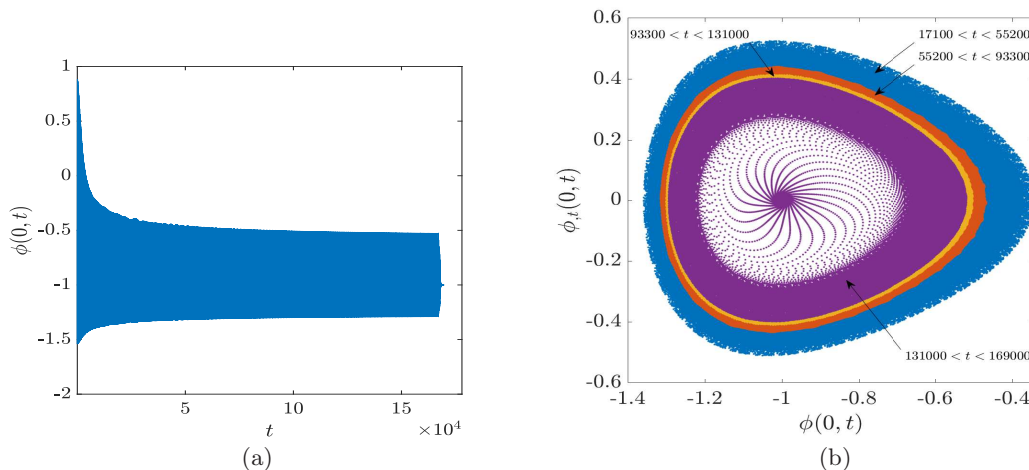


FIG. 10: (a) Time evolution of the scalar field at the origin or the bubble's core for the parametric potential ϕ^6 with $\epsilon = 1$, $r_0 = 4$ and $L_0 = 20$. (b) Phase space portrait depicting phases with approximately the same time interval in distinct colors. We assumed the sampling at every $\Delta t = 1$.

-
- [1] R. Rajaraman, *Solitons and Instantons*, North-Holland, Amsterdam (1982).
- [2] T. Vachaspati, *Kinks and Domain Walls*, Cambridge University Press (2006).
- [3] D. K. Campbell, J. F. Schonfeld, and C. A. Wingate, *Physica D* **9**, 1 (1983).
- [4] P. Aninos, S. Oliveira, and R. A. Matzner, *Phys. Rev. D* **44**, 1147 (1991).
- [5] Y. M. Shnir, *Topological and Non-Topological Solitons in Scalar Field Theories*, Cambridge University Press (2018).
- [6] G. H. Derrick, *J. Math. Phys.* **5**, 1252 (1964).
- [7] I. L. Bogolubsky and V. G. Makhanov, *Pis'ma Zh. Eksp. Teor. Fiz.* **24**, 15 (1976) [*JETP Lett.* **24**, 12 (1976)]; **25**, 120 (1977) [**25**, 107 (1977)]; V. G. Makhanov, *Phys. Rep.* **35C**, 1 (1978).
- [8] M. Gleiser, *Phys. Rev. D* **49**, 2978 (1994).
- [9] K. D. Lozanov and M. Amin, *Phys. Rev. D* **90**, 083528 (2014); *ibid* *Phys. Rev. D* **97**, 023533 (2018); *ibid* *Phys. Rev. D* **99**, 123504 (2019).
- [10] E. Farhi, N. Graham, A. H. Gut, N. Iqbal, R. R. Rosales, and N. Stamatopoulos, *Phys. Rev. D* **77**, 085019 (2008).
- [11] E. P. Honda and M. W. Choptuik, *Phys. Rev. D* **65**, 084037 (2002).
- [12] M. Gleiser and M. Krackow, *Phys. Lett. B* **805**, 135450 (2020).
- [13] M. Gleiser and M. Krackow, *Phys. Rev. D* **100**, 116005 (2019).
- [14] A. B. Adib, M. Gleiser, and C. A. S. Almeida, *Phys. Rev. D* **66**, 085011 (2002).
- [15] G. Fodor, P. Forgács, P. Grandclément, and I. Racz, *Phys. Rev. D* **74**, 124003 (2006).
- [16] P. Salmi and M. Hindmarsh, *Phys. Rev. D* **85**, 085033 (2012).
- [17] H. -Y. Zhang, M. A. Amin, E. J. Copeland, P. P. Saffin and K. D. Lozanov, *J. Cosmol. Astrop. Phys.* **07**, 055 (2020).
- [18] J. Ollé, O. Pujolàs and F. Rompineve, *J. Cosmol. Astrop. Phys.* **09**, 015 (2021).
- [19] D. Bazeia, L. Losano, M. A. Marques, and R. Menezes, *Phys. Lett. B* **736**, 515 (2014).
- [20] D. Bazeia, T. S. Mendonca, R. Menezes, and H. P. de Oliveira, *Eur. Phys. J. C* **79**, 1000 (2019).
- [21] N. H. Christ, T. D. Lee, *Phys. Rev. D* **12**, 1606 (1975).
- [22] A. Saxena, I. C. Christov and A. Khare, *Higher-Order Field Theories: ϕ^6 , ϕ^8 and Beyond*. In: P. Kevrekidis P. and J. Cuevas-Maraver (eds), *A Dynamical Perspective on the ϕ^4 Model*, Nonlinear Systems and Complexity, vol 26. Springer, Cham (2019).
- [23] M. A. Alcoforado, R. F. Aranha, W. O. Barreto, and H. P. de Oliveira, *Multidomain Galerkin-Collocation method: spherical collapse of scalar fields II*, and references therein. To appear in *Class. Quant. Grav.* (2021). [arXiv:2012.01302v2 [gr-qc]]
- [24] E. J. Copeland, M. Gleiser, and H. -Müller, *Phys. Rev. D* **52**, 1920 (1995).
- [25] J. P. Boyd, *Chebyshev and Fourier Spectral Methods* (Dover Publications, New York, 2001).
- [26] H. P. de Oliveira and E. L. Rodrigues, *Phys. Rev. D* **86**, 064007 (2012).
- [27] A. Khirnov and T. Ledvinka, *Class. Quant. Grav.* **35**, 215003 (2018).
- [28] M. A. Alcoforado, R. F. Aranha, W. O. Barreto, and H. P. de Oliveira, *Phys. Rev. D* **104**, 084065 (2021).
- [29] J. R. Cash and A. H. Karp, Variable order Runge-Kutta method for initial value problems with rapidly varying right-hand sides, *ACM Transactions on Mathematical Software* **16**, 201 (1990).
- [30] B. Fornberg, *A Practical Guide to Pseudospectral Methods*, Cambridge University Press (1998).
- [31] T. Ikeda, C. Yoo, and V. Cardoso, *Phys. Rev. D* **96**, 06047 (2017).