

Testing universal dark-matter caustic rings with galactic rotation curves

D. Davydov,^{a,1} S. Troitsky^b

^aFaculty of Physics, M.V. Lomonosov Moscow State University,
1-2 Leninskiye Gory, 119991, Moscow, Russia

^bInstitute for Nuclear Research of the Russian Academy of Sciences,
60th October Anniversary Prospect 7a, Moscow 117312, Russia

E-mail: davydov.dd19@phys.msu.ru, st@ms2.inr.ac.ru

Abstract. Infall of cold dark matter on a galaxy may result in caustic rings where the particle density is enhanced. They may be searched for as features in the galactic rotation curves. Previous studies suggested the evidence for these caustic rings with universal, that is common for different galaxies, parameters. Here we test this hypothesis with a large independent set of rotation curves by means of an improved statistical method. No evidence for universal caustic rings is found in the new analysis.

¹Corresponding author.

Contents

1	Introduction	1
2	Data on rotation curves	2
3	Data analysis	2
3.1	Individual rotation curves	2
3.2	Ensemble of rotation curves	4
3.3	Monte-Carlo estimate of significance	4
4	Results and discussion	5
4.1	Results for the main sample	5
4.2	Results for the previously used sample	5
4.3	Discussion: comparison with the previous result	6
5	Conclusions	7

1 Introduction

The origin of the dark matter, invisible substance not explained in terms of the Standard Model of particle physics, is one of main unsolved problems in modern physics, see e.g. Ref. [1] and references therein. Long ago, it was pointed out that in the process of accumulating of cold dark matter in galaxies, infall caustics may form, which are concentric structures of enhanced dark-matter density [2–6]. Inner caustics are ring-like structures [7] which were suggested to be typical for the case of the axion dark matter [8].

These overdensities should reveal themselves as features in the rotation curves of galaxies. However, these features are small enough, so it is a difficult task to distinguish them from variations of observed velocities caused by local streams and even from statistical fluctuations. Positions of the caustics are governed by the distribution of angular momenta of infalling dark-matter particles. Based on the observations of such bumps in the rotation curves of NGC 3198 [9] and the Milky Way [10], Kinney and Sikivie proposed [11] that this distribution is universal and therefore positions of the caustic rings in different galaxies should coincide up to a well-determined rescaling. This opened a possibility to use ensembles of galaxies to search for coinciding bumps in their (rescaled) rotation curves by means of stacking, which is expected to suppress features caused by local streams and fluctuations but enhances possible universal bumps associated with caustics. Moreover, the authors of Ref. [11] analyzed a set of 32 high-quality galactic rotation curves available by that time [12, 13] and found indications to the existence of two caustic-associated bumps, with the reported statistical significance between 2.4σ and 3.0σ .

To our best knowledge, these results have never been tested with newer data, though a number of rotation curves of similar quality have become available¹. The purpose of the present work is to test the same hypothesis of universal caustic rings [11] with a large independent set of rotation curves published since then.

¹Ref. [14] considered the rotation curve of the Milky Way in a different approach.

The rest of the paper is organised as follows. In Section 2 we describe the data on galactic rotation curves we use. Section 3 presents the analysis procedure. For each galaxy, we closely repeat the procedure of Ref. [11], which we describe for convenience in Section 3.1. The statistical analysis of the ensemble of rotation curves is discussed in Section 3.2. In Section 4, we present and discuss our results. The main test of the hypothesis of universal caustic rings is performed with a set of rotation curves independent from that used in Ref. [11]; its results are presented in Section 4.1. In section 4.2, we show how these results are affected by inclusion of the galaxies from the original sample of Ref. [11]. We discuss differences with Ref. [11] in our methods and results in Section 4.3 and briefly conclude in Section 5.

2 Data on rotation curves

We use the *Spitzer Photometry and Accurate Rotation Curves* (SPARC) database of rotation curves² for 175 galaxies with various morphologies and luminosities [15]. These rotation curves were carefully selected from a number of previous studies, as described in Ref. [15]. The rotation velocities were obtained from interferometric observations of atomic hydrogen which is one of the best tracers of kinematics of nearby galaxies for a wide range of radial distances, which is important for our purposes.

The previous study [11] made use of a sample of 32 rotation curves taken from Refs. [12, 13]. Of these 32 galaxies, 29 are present in the SPARC database. In order to perform an independent test of the hypothesis of Ref. [11], we remove these 29 rotation curves from the sample. In addition, 25 curves have been removed to satisfy the quality condition described below in Sec. 3.1. The main, independent from Ref. [11], sample we use thus contains 121 rotation curves.

In Sec. 4.3, we compare our results with those of Ref. [11]. There, we use also the original sample of 32 rotation curves from Refs. [12, 13].

3 Data analysis

3.1 Individual rotation curves

We are looking for caustic rings, where the concentration of dark matter is enhanced. In these areas, the rotation velocity should increase compared to other regions, resulting in features in the rotation curve. However, even without caustics, the rotation curves are not flat, and individual gas clouds observed in a galaxy may have peculiar velocities independent of any caustic structure. To quantify the presence or lack of features, the authors of Ref. [11] proposed to use the procedure for separation the background rotation of the galaxy and for quantifying the “noise”. The procedure, which we follow exactly here, is as follows.

Each rotation curve is a set of measurements $(r_i, v_i \pm \Delta v_i)$, where r_i is the radial distance, v_i is the velocity and Δv_i is the uncertainty of the velocity. Assume for the moment that the rotation curve at large radial distances is flat and denote as v_{rot} the velocity in the part where it reaches the plateau. Then the hypothesis of Ref. [9, 11] predicts caustic rings at

$$\tilde{r} = a_n \frac{j_{\text{max}} 0.7}{0.25 h},$$

²Data available from <http://astroweb.cwru.edu/SPARC>.

where the rescaled radius is defined as

$$\tilde{r} \equiv r \left(\frac{220 \text{ km/s}}{v_{\text{rot}}} \right), \quad (3.1)$$

$n = 1, 2, 3 \dots$ enumerates the caustic rings formed by the particles experiencing the n th infall,

$$a_n = \{39, 19.5, 13, 10, 8, \dots\} \text{ kpc}$$

are the universal rescaled positions of these caustics, j_{max} is the peak of the distribution of dimensionless angular momenta of dark-matter particles and h is the dimensionless local Hubble constant. The universality hypothesis of Ref. [11] is that for all galaxies, $j_{\text{max}} = 0.27$ and therefore the rotation-curve bumps of various galaxies should coincide in terms of \tilde{r} , Eq. (3.1). We note that there is an uncertainty related to the value of h used in the distance determination. While Ref. [11] suggests to use the value which observers used in constructing the rotation curve, the Hubble distances are not precise for nearby galaxies in the sample and other methods of distance determination are used whenever possible. For 97 of 175 galaxies in the SPARC sample, $h = 0.73$ was assumed; other 78, non-Hubble, distances correspond to this value of h [15]. In the present work, we do not stick to particular values of a_n , j_{max} and h and search for any rotation-curve bumps at coinciding \tilde{r} , thus testing the hypothesis of the universal j_{max} without assuming its particular value.

In practice, the rotation curves are never exactly flat, and the plateau regions, if any, are reached at various radial distances. Ref. [11] suggested to use the average rotation velocity in the outer part of the galaxy as v_{rot} . To calculate it, the data points are fitted by a smooth curve (a line or a polynomial was used in Ref. [11]). It is assumed that the approximately flat part of the rotation curve corresponds to the rescaled radii $\tilde{r}_i \gtrsim 10$ kpc, and only this range contributes to the average. In our work, we follow the same prescription and determine the fitting parabola $\bar{v}(\tilde{r}) = c_0 + c_1\tilde{r} + c_2\tilde{r}^2$, then the average value $v_{\text{rot}} = \langle v(\tilde{r}) \rangle_{\tilde{r} \geq 10 \text{ kpc}}$ is used in Eq. (3.1).

Like in Ref. [11], we need a little complication of the procedure because the definition of \tilde{r} , and hence the condition $\tilde{r}_i \geq 10$ kpc, depend on v_{rot} . The rescaled rotation curve is determined iteratively. Initial data are fitted by the parabola, $\bar{v}_0(r)$, and the mean v_{rot} is calculated for this parabola over $r_i \geq 10$ kpc. Then Eq. (3.1) is used to obtain rescaled radii \tilde{r} , and all points with $\tilde{r}_i < 10$ kpc are removed. At the next iteration, the new fitting function $\bar{v}_1(\tilde{r})$ is constructed, new v_{rot} and \tilde{r}_i are calculated and the condition $\tilde{r}_i \geq 10$ kpc is checked again. This iteration procedure converges fastly, normally in one or two iterations. As a result, we obtain a set of rescaled data points, $(\tilde{r}_i, v_i \pm \Delta v_i)$, where all $\tilde{r}_i \geq 10$ kpc, and the corresponding fitting parabola $\bar{v}(\tilde{r})$. Note that the parabolic fits always give a good description of the outer parts of the rotation curves.

At the next step, we will be interested in bumps, that is deviations from the smooth rescaled rotation curve $\bar{v}(\tilde{r})$. Therefore, the output of this step for each galaxy is a set of (\tilde{r}_i, σ_i) , where we defined $\sigma_i \equiv (v_i - \bar{v}(\tilde{r}_i)) / \Delta v_i$. Note that since the parabola $\bar{v}(\tilde{r})$ for three data points is determined precisely, we require at least four data points to search for bumps against the background of this parabola. This quality cut removes 25 galaxies from the main data set (and none from the set used in Sec. 4.2).

This procedure, similar to the one which resulted in the positive signal in Ref. [11], may be considered as a part of the hypothesis to be tested, so we keep it in the present study.

3.2 Ensemble of rotation curves

To search for features at the same rescaled radii \tilde{r} present in rotation curves of different galaxies, we adopt the unbinned likelihood method, in which a continuous function $L(\tilde{r})$ is constructed from the entire data set of all galaxies. To estimate the statistical significance of any potential feature, including a universal caustic ring, we use the Monte-Carlo method with the same function L constructed from simulated data, as described in Sec. 3.3 below.

For each galaxy, we start with the set (\tilde{r}_i, σ_i) obtained as described in Sec. 3.1. For each σ_i we assign a p_i value ($0 \leq p_i \leq 1$) with the meaning of the probability of a random deviation to $\geq \sigma_i$ for the Gaussian distribution with the mean 0 and variance 1,

$$p_i = 1 - \text{CDF}(\sigma_i) = \frac{1}{2} \left(1 - \text{erf}\left(\frac{\sigma_i}{\sqrt{2}}\right) \right). \quad (3.2)$$

For each galaxy j , we then obtain a function $p_j(\tilde{r})$ by the linear interpolation of the corresponding points (\tilde{r}_i, p_i) for this galaxy. Note that $p_j(\tilde{r})$ is determined on an interval between the minimal and maximal values of \tilde{r}_i , and these values are different for different galaxies.

We are now ready to construct the averaged likelihood function $L(\tilde{r})$ as

$$L(\tilde{r}) = - \sum_{j=1}^{N(\tilde{r})} \frac{\log[p_j(\tilde{r})]}{N(\tilde{r})}, \quad (3.3)$$

where $N(\tilde{r})$ is the number of galaxies, for which p_j is determined at the point \tilde{r} .

The interpretation of this likelihood function is straightforward. Each galaxy may have outlying points in the rotation curve, which may or may not be associated with caustics. Random statistical fluctuations and individual rotation-curve features caused by particular velocity flows are expected to occur at different \tilde{r} and therefore to cancel in the sum L . Contrary, coinciding bumps related to universal caustics would add coherently resulting in a peak in $L(\tilde{r})$.

Note that details of the construction of the likelihood function, e.g. the use of the Gaussian p_i or the choice of the interpolation method, are not important since we never interpret the actual value of L in terms of the significance, using instead the Monte-Carlo approach described below.

3.3 Monte-Carlo estimate of significance

To estimate the significance of potential universal features in the rescaled rotation curves, we follow the standard parametric bootstrap approach, see e.g. Ref. [16]. We use the maximal value L_{\max} of $L(\tilde{r})$ over the interval of interest, $10 \text{ kpc} \leq \tilde{r} \leq 75 \text{ kpc}$, which covers well the first two caustic rings discussed in Ref. [11]. The lower limit of the interval is implied by the procedure used to construct σ while the upper one is determined by the lack of statistics of rotation-curve measurements at large radial distances.

To simulate artificial rotation curves without universal features, we assume that the fitted functions $\bar{v}(\tilde{r})$ represent the true smooth rotation curves, the measurements were done at the same sets of r_i as in the real data, and the measurement errors are Gaussian with the same widths as quoted for the real data. Within these assumptions, we obtain a simulated data set and process it in the same way as the real data, see Sec. 3.2.

We repeat M times the same procedure with simulated rotation-curve measurements and obtain a set of simulated $L_{\max}^{(k)}$, $k = 1, \dots, M$. The significance of the strongest universal

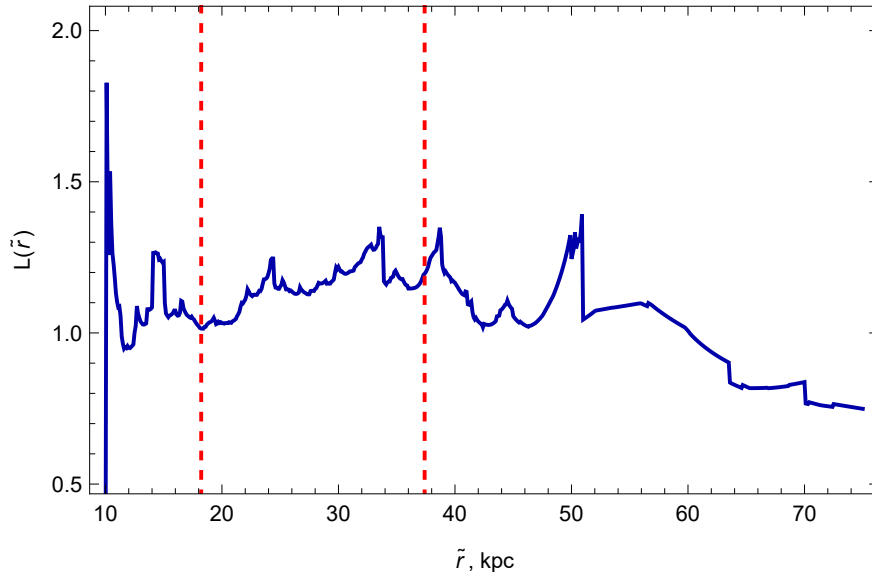


Figure 1. The function $L(\tilde{r})$ for the main sample of 121 galaxies which does not include those studied in Ref. [11]. The vertical dashed lines indicate the expected positions of the $n = 1, 2$ caustic rings claimed in Ref. [11], corrected for the slightly different value of h .

feature in the set of rescaled rotation curves is determined by the p-value counting how often the observed or larger value of L_{\max} happens by chance in the simulated sets, that is the number of cases for which $L_{\max}^{(k)} > L_{\max}$ divided by M .

4 Results and discussion

4.1 Results for the main sample

The application of the procedure described in Sec. 3.1, 3.2 to the main data set of 121 rotation curves not used in previous search for caustics, described in Sec. 2, results in the $L(\tilde{r})$ function presented in Fig. 1. No significant peaks of $L(\tilde{r})$ are observed at the expected positions of caustic rings found in Ref. [11], nor elsewhere. Indeed, Figure 2 presents the distribution of $L_{\max}^{(k)}$ for $k = 1, \dots, M = 1000$ Monte-Carlo simulated data sets assuming no universal caustics and only statistical fluctuations in the rotation-curve measurements. The observed $L_{\max} \approx 1.83$ or larger was found 202 times out of 1000, resulting in the p-value of 0.2 for the null hypothesis of the absence of universal caustic rings. This confirms that the smooth, bumpless $\bar{v}(\tilde{r})$ quadratic functions we used describe well the rotation curves.

4.2 Results for the previously used sample

The results obtained above for the statistically independent sample of rotation curves do not support the indications to the presence of universal caustic rings claimed in Ref. [11]. It is therefore instructive to repeat our analysis for the original sample used in that study. Figure 3 presents the results of these analysis. Interestingly, it also does not reveal any significant excesses at the expected positions of the universal caustics. Contrary, we find the p-value of 0.98 for the null hypothesis, which means that the consistence between data and expectations is “too good”, which may happen for overestimated statistical errors in the initial data.

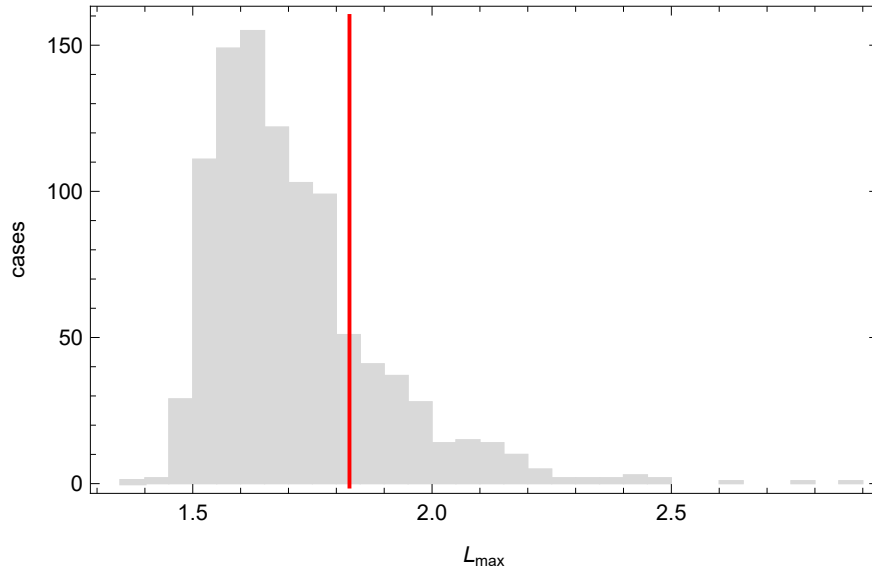


Figure 2. The distribution of the maxima of 1000 Monte-Carlo simulated $L(\tilde{r})$ functions for the main sample of rotation curves. The vertical line indicates the value of L_{\max} obtained for the data.

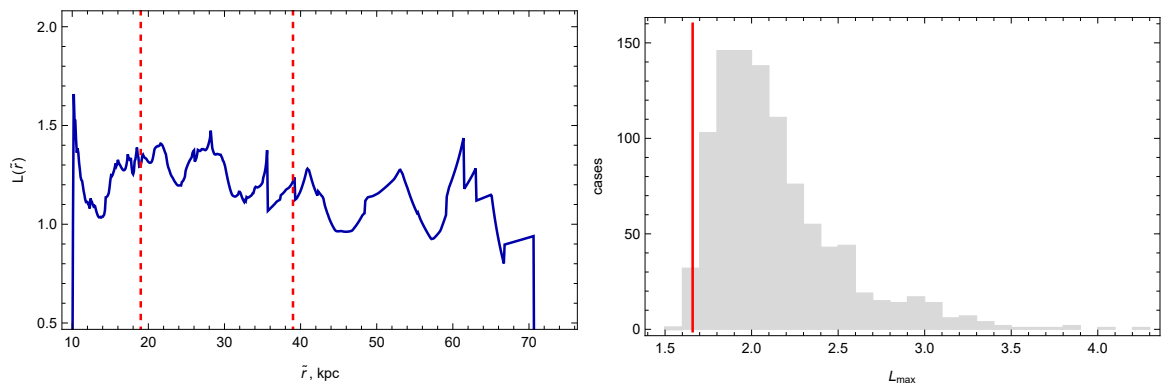


Figure 3. Results for the sample of 32 rotation curves studied in Ref. [11]. Left: the function $L(\tilde{r})$. The vertical dashed lines indicate the expected positions of the $n = 1, 2$ caustic rings claimed in Ref. [11]. Right: the distribution of the maxima of 1000 Monte-Carlo simulated $L(\tilde{r})$. The vertical line indicates the value of L_{\max} obtained for the data.

4.3 Discussion: comparison with the previous result

There are two main differences between the statistical analysis used in Ref. [11] and that of the present work. Firstly, we use the unbinned likelihood while the analysis of Ref. [11] was based on binning. Secondly, we use Monte-Carlo based on the null hypothesis to estimate the significance, while Ref. [11] assigned statistical errors to the binned data by hand. We note that the resulting significance reported in Ref. [11] does not account for the selection of the bin with the strongest deviation (the look-elsewhere effect), nor for the choice of the bin size. For the 30 bins, Ref. [11] reports a 2.6σ significance, that is the p-value of 0.01; since the data in the bins are independent, a reasonable estimate of the look-elsewhere correction would be to multiply the p-value by the number of bins, which would result in the post-trial

significance fully consistent with the null hypothesis. Ref. [11] also considers the case of 60 bins and obtains 3.0σ then; multiplied by the number of bins and by the number of bin-size trials, that is 2, this pre-trial p-value gives the same result for the post-trial significance.

5 Conclusions

In the present paper, the hypothesis of the universality of caustic rings in galaxies, proposed in Ref. [11], is tested. We use the SPARC sample of galactic rotation curves [15] from which we remove the galaxies used in the original study [11]. After additional quality cuts, the main sample contains 121 rotation curves. We apply the unbinned likelihood method and estimate the significance of possible universal features in the rotation curves by means of the Monte-Carlo simulations. We find no indication of the presence of universal caustic rings: the data agrees with the expectations of the null hypothesis with the p-value of 0.20. We discuss the reasons for the discrepancy with the original proposal and find that the most probable reason is the use in Ref. [11] of the statistical method which overestimates the significance.

However, the stacking method, used in Ref. [11] and in the present work, tests only the universality of the caustics. The locations of the caustic rings may vary from one galaxy to another even in terms of the rescaled coordinate \tilde{r} , indicating a scatter in the angular momentum distributions of infalling dark matter. To find or exclude such non-universal caustics would be a much more difficult observational task because the effect of the matter overdensity on the rotation curve should be disentangled from local variations in the velocity field of the galactic gas. This may however be feasible in observations of two-dimensional velocity fields, see e.g. Refs. [17–19]. Observation or constraining of dark-matter caustics would shed light on the dynamical history of galaxies, the nature of the dark matter and its expected density near the Earth, being therefore important for both direct and indirect dark-matter detection [20–23].

Acknowledgments

We are indebted to D. Levkov, A. Plavin, K. Postnov, G. Rubtsov, I. Tkachev and A. Zasov for interesting and helpful discussions of various topics related to this work. DD thanks N. Alutis for his help and for intense discussions of the analysis. ST thanks A. Gribachev and T. Glukhikh for collaboration at the initial stages of this work. This work is supported by the Russian Science Foundation, grant 22–12–00215 (DD).

References

- [1] G. Bertone and T. Tait, M. P., *A new era in the search for dark matter*, *Nature* **562** (2018) 51 [[1810.01668](#)].
- [2] P. Sikivie and J. R. Ipser, *Phase space structure of cold dark matter halos*, *Phys. Lett. B* **291** (1992) 288.
- [3] P. Sikivie, I. I. Tkachev and Y. Wang, *The Velocity peaks in the cold dark matter spectrum on earth*, *Phys. Rev. Lett.* **75** (1995) 2911 [[astro-ph/9504052](#)].
- [4] P. Sikivie, I. I. Tkachev and Y. Wang, *The Secondary infall model of galactic halo formation and the spectrum of cold dark matter particles on earth*, *Phys. Rev. D* **56** (1997) 1863 [[astro-ph/9609022](#)].

- [5] L. D. Duffy and P. Sikivie, *The Caustic Ring Model of the Milky Way Halo*, *Phys. Rev. D* **78** (2008) 063508 [[0805.4556](#)].
- [6] K. Dolag, A. D. Dolgov and I. I. Tkachev, *Resolving infall caustics in dark matter halos*, *JETP Lett.* **96** (2013) 754 [[1210.8009](#)].
- [7] A. Natarajan and P. Sikivie, *The inner caustics of cold dark matter halos*, *Phys. Rev. D* **73** (2006) 023510 [[astro-ph/0510743](#)].
- [8] P. Sikivie, *The emerging case for axion dark matter*, *Phys. Lett. B* **695** (2011) 22 [[1003.2426](#)].
- [9] P. Sikivie, *Caustic rings of dark matter*, *Phys. Lett. B* **432** (1998) 139 [[astro-ph/9705038](#)].
- [10] P. Sikivie, *Evidence for ring caustics in the Milky Way*, *Phys. Lett. B* **567** (2003) 1 [[astro-ph/0109296](#)].
- [11] W. H. Kinney and P. Sikivie, *Evidence for universal structure in galactic halos*, *Phys. Rev. D* **61** (2000) 087305 [[astro-ph/9906049](#)].
- [12] K. G. Begeman, A. H. Broeils and R. H. Sanders, *Extended rotation curves of spiral galaxies : dark haloes and modified dynamics.*, *Mon. Not. Roy. Astron. Soc.* **249** (1991) 523.
- [13] R. H. Sanders, *The published extended rotation curves of spiral galaxies: Confrontation with modified dynamics*, *The Astrophysical Journal* **473** (1996) 117–129.
- [14] J. Dumas, H. J. Newberg, B. Niedzielski, A. Susser, J. M. Thompson, J. Weiss et al., *Testing the Dark Matter Caustic Theory Against Observations in the Milky Way*, *Astrophys. J.* **811** (2015) 36 [[1508.04494](#)].
- [15] F. Lelli, S. S. McGaugh and J. M. Schombert, *Sparc: Mass models for 175 disk galaxies with spitzer photometry and accurate rotation curves*, *The Astronomical Journal* **152** (2016) 157.
- [16] W. H. Press, S. A. Teukolsky, W. T. Vetterling and B. P. Flannery, *Numerical recipes in C: The art of scientific computing*. Cambridge University Press, 1992.
- [17] W. J. G. de Blok, F. Walter, E. Brinks, C. Trachternach, S.-H. Oh and R. C. Kennicutt, Jr., *High-Resolution Rotation Curves and Galaxy Mass Models from THINGS*, *Astron. J.* **136** (2008) 2648 [[0810.2100](#)].
- [18] A. M. Fridman, V. L. Afanasiev, S. N. Dodonov, O. V. Khoruzhii, A. V. Moiseev, O. K. Sil'chenko et al., *The Orientation parameters and rotation curves of 15 spiral galaxies*, *Astron. Astrophys.* **430** (2005) 67 [[astro-ph/0409622](#)].
- [19] A. V. Moiseev, *Scanning Fabry-Perot interferometer of the 6-m SAO RAS telescope*, *Astrophysical Bulletin* **76** (2021) 316 [[2109.01802](#)].
- [20] L. Pieri and E. Branchini, *γ -ray flux from dark matter annihilation in galactic caustics*, *JCAP* **2005** (2005) 007 [[astro-ph/0505058](#)].
- [21] R. Mohayaee, S. Shandarin and J. Silk, *Dark matter caustics and the enhancement of self-annihilation flux*, *JCAP* **2007** (2007) 015 [[0704.1999](#)].
- [22] M. Drees and C.-L. Shan, *Reconstructing the velocity distribution of weakly interacting massive particles from direct dark matter detection data*, *JCAP* **2007** (2007) 011 [[astro-ph/0703651](#)].
- [23] D. Kim, J. Jeong, S. Youn, Y. Kim and Y. K. Semertzidis, *Revisiting the detection rate for axion haloscopes*, *JCAP* **2020** (2020) 066 [[2001.05605](#)].