

Adversarial Zoom Lens : A Novel Physical-World Attack to DNNs

Chengyin Hu
University of Electronic Science and
Technology of China

Weiwen Shi
University of Electronic Science and
Technology of China

Abstract

Although deep neural networks (DNNs) are known to be fragile, no one has studied the effects of zooming-in and zooming-out of images in the physical world on DNNs performance. In this paper, we demonstrate a novel physical adversarial attack technique called Adversarial Zoom Lens (AdvZL), which uses a zoom lens to zoom in and out of pictures of the physical world, fooling DNNs without changing the characteristics of the target object. The proposed method is so far the only adversarial attack technique that does not add physical adversarial perturbation attack DNNs. In a digital environment, we construct a data set based on AdvZL to verify the antagonism of equal-scale enlarged images to DNNs. In the physical environment, we manipulate the zoom lens to zoom in and out of the target object, and generate adversarial samples. The experimental results demonstrate the effectiveness of AdvZL in both digital and physical environments. We further analyze the antagonism of the proposed data set to the improved DNNs. On the other hand, we provide a guideline for defense against AdvZL by means of adversarial training. Finally, we look into the threat possibilities of the proposed approach to future autonomous driving and variant attack ideas similar to the proposed attack.

1. Introduction

On the night of March 9, 2018, an unusual car accident occurred when a woman crossing the street was hit and killed by an SUV. What's unusual about the accident is that the SUV was operating on autopilot, a system developed by Uber. The accident is believed to be the world's first fatal driverless crash. It can be seen that DNNs will also make mistakes in the absence of external interference. If further attackers maliciously interfere with the classification system, it could lead to more and more accidents.

At present, the attack and defense technology driven by adversarial attack technology is a hot topic of many researchers. Most researchers focus on adversarial attack techniques in the digital environment [18,19,20,21], which

can fool classifiers by adding imperceptible perturbations to clean images. However, in physical scenes, images taken by the camera are input into the classifier for classification, which makes subtle disturbances invisible to the camera. Therefore, many researchers gradually devote themselves to the study of physical adversarial attack technology [22,23,24]. Unlike digital perturbations, physical perturbations are designed to be much larger so that they can be sensed by the camera and fool the classifier. Most physical adversarial attack technologies use stickers and graffiti to carry out adversarial attacks. Although the semantic characteristics of the target object are not changed, the physical perturbations are visible to the naked eye. In addition, some researchers use light to carry out adversarial attacks, which to a certain extent achieves excellent concealment of physical perturbations. Unlike existing methods, our method does not require any perturbations to the target object, fooling the current advanced DNNs.

The difficulties of physical adversarial attack include : (1) it is difficult to capture the slight digital perturbations after printing; (2) It is difficult to print perfectly adversarial graffiti (there is printing loss); (3) Physical perturbations is difficult to achieve both robustness and concealment.

Based on the above challenges, we proposed a novel physical adversarial attack called Adversarial Zoom Lens (AdvZL). Different from the existing methods, using the advanced DNNs' vulnerability, we manipulate the zoom lens to zoom in and out on the attack target, realizing the physical adversarial attack technology with zero physical perturbation. AdvZL fundamentally solves the difficulties of physical adversarial attack for there is no physical perturbation. Figure 1 shows a schematic of AdvZL attack in a physical environment, with an automatic zoom lens mounted on a self-driving car camera that zooms in and out on road signs as the car passes them, fooling the advanced DNNs.

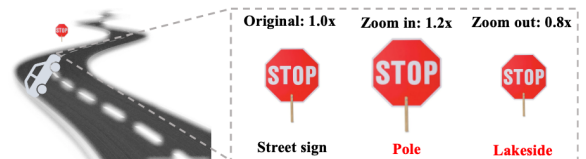


Figure 1: An example. A self-driving car equipped with an automatic zoom lens driving down the road zooms in and out of

the image as it passes a Stop sign, fooling classifiers such as classifying Street signs as Pole, Lakeside, etc.

We perform a number of experiments in both digital and physical environments to verify the effectiveness of *AdvZL*. In the digital environment, we built a data set to test the impact of different magnification effects on advanced DNNs. Experimental results show that the amplified images will weaken the robustness of DNNs, which verifies the antagonism of the equal-scale amplified images to DNNs. Under the physical environment, we use the zoom lens to zoom in and out many targets. Experimental results show that *AdvZL* achieves 100% success rate of physical adversarial attack within a certain range of distance and Angle. Our main contributions are summarized as follows:

- (1) We propose a novel physical adversarial attack technology, *AdvZL*, which manipulates the zoom lens to achieve the first adversarial attack technology that without adding physical disturbance.
- (2) We construct a data set to verify the magnified image's antagonism to advanced DNNs. In addition, based on this data set, we provide guidelines for defense against *AdvZL*.
- (3) The effectiveness of *AdvZL* is verified by digital and physical test. At the same time, we also explore some *AdvZL*-based phenomena.

2. Related work

2.1. Digital attacks

Adversarial attack was first proposed by Szegedy et al. [1], and then more and more adversarial attacks were proposed successively [16,17,20,21].

So far, most digital attacks use perturbation limitation to ensure that the human eye can't perceive the perturbation. In general, L_2 and L_∞ are the most commonly used norm [2,3,4,5,6], these methods effectively attack advanced DNNs in the digital environment while ensuring invisibility against perturbations. Some other work has modified other attributes of the digital sample to generate adversarial samples, such as color [7,8,9], texture and camouflage [10,11,12,13], which are usually visible to the naked eye. In addition, there are also some works to generate adversarial samples by modifying the physical parameters of images [14,15], which retain the key components of images and carry out adversarial attacks. However, unlike digital attacks that modify the pixels of images in a digital environment, physical attacks require the input of photos taken by the camera into DNNs, there's an extra step, taking photos.

2.2. Physical attacks

Physical adversarial attack was first proposed by Alexey Kurakin et al. [22]. After this work, many physical

adversarial attacks were proposed successively [24,28,29,30,31].

Traditional street sign attack. Ivan Evtimov et al. [24] proposed a general physical adversarial attack, called RP2, that achieves a high attack success rate against road sign classifiers. Chen et al. [23] proposed ShapeShifter, which successfully fooled classifiers by generating stop signs of reverse interference. Huang et al. [27] improved ShapeShifter by adding Gaussian white noise to ShapeShifter's optimization function. The experiment proved that the improved ShapeShifter could successfully and effectively attack Chinese and English stop signs, and overcome the shortcoming of ShapeShifter's high requirements for photographic equipment. Eykholt et al. [26] implemented a disappear attack, in which poster and stickers were stickled on the surface of road signs to fool the target detector and realize transferable adversarial perturbations. Duan et al. [25] proposed AdvCam, which camouflages physical adversarial disturbances in a natural style and achieves good camouflaging effect while fooling classifiers. In general, traditional road sign attack methods have a common, that is, physical perturbations are printed or pasted onto road signs. This approach has major drawbacks. Adding adversarial perturbations is manual, takes a lot of time, physical adversarial perturbations will remain in the road sign for a long time.

Light-based attack. Light-based physical adversarial attacks solve the above defects well. Nguyen et al. [33] studied the threat of light projection to face recognition system, and implemented white-box and black-box attacks against face recognition system by projecting a well-designed adversarial light projection onto human face. Shen et al. [32] proposed VLA, which is based on visible light and uses a carefully designed light beam to fool the face recognition system, enabling targeted or untargeted attacks. On the contrary, Zhou et al. [34] generated adversarial samples based on invisible infrared light, and were the first to interpret the threat of infrared adversarial samples to face recognition system. Duan et al. [35] proposed AdvLB, which achieves efficient and covert physical adversarial attacks by manipulating the physical parameters of the laser beam. Gnanasambandam et al. [36] proposed OPAD based on projector, which realized effective optical adversarial attacks against 2D and 3D objects. Zhong et al. [37] studied a new type of optical adversarial sample, using a very common natural phenomenon, shadow, generate adversarial sample, to achieve a natural and hidden black box adversarial attack. Overall, these methods allow for more efficient physical adversarial attacks and better invisibility. However, light-based physical attacks require a variety of colors of light as a physical perturbation that can be detected by a human observer.

Camera-based attack. In order to eliminate the perturbations of target object, Li et al. [38] to study the physical operation of the camera itself, through an iterative

update against perturbations, then elaborate translucent stickers affixed to the camera lens, shooting target to generate adversarial samples, this method is to inject perturbations into the optical path between the camera and the object, which has excellent concealment. Our method (*AdvZL*) fools the classifier by manipulating the zoom lens to zoom in and out of clean images and generate adversarial samples.

3. Approach

3.1. Adversarial sample

Reviewing the definition of adversarial sample X_{adv} , given a picture X , ground truth label Y , and a DNN classifier f , $f_Y(X)$ represents the confidence score of the corresponding label Y of sample X on the classifier f . Generating adversarial samples satisfies two conditions: (1) $f(X_{adv}) \neq f(X) = Y$; (2) $\|X_{adv} - X\| < \epsilon$. The first requires that X_{adv} successfully fool DNN classifier f , and the second requires that the adversarial perturbations be small enough to be imperceptible to the human eye.

Different from the traditional method of generating adversarial sample, in this paper, we generate adversarial sample by zooming in or out the image, which has the advantage that the DNNs classifier be fooled without adding perturbations to the sample. In particular, in the physical environment, adversarial samples without perturbations, achieving perfect physical concealment.

3.2. Dataset generation

Typically, DNNs is trained on an Imagenet dataset of 1000 categories. Our proposed data set is derived from Imagenet, called Imagenet-ZOOMIN (Imagenet-ZI). Firstly, 50 images were randomly selected from each category in Imagenet to produce a clean sample dataset of 50,000 images. Secondly, the Imagenet-ZI data set of 500000 images is obtained by 10 different degrees of magnification for each image. The method of magnification is to clip the picture first, and then resize the picture to its original size. Figure 2 shows how to generate an adversarial sample.

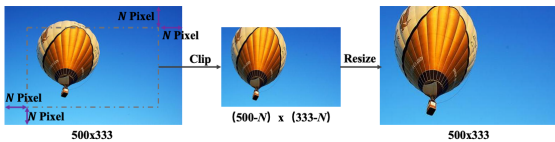


Figure 2: Schematic diagram of generating adversarial samples.

In Imagenet-ZI, we set the clipped pixel values to 6 to 60 pixels, spaced 6 apart. Obviously, as the magnification increases, the image will only be part of the object, but we think the semantic information will remain the same. Figure

3 shows some samples of Imagenet-ZI. In section 4, the effects of images with different magnification degrees on DNNs classification performance will be shown. Note that in the digital environment, we could not zoom out the image, so in the digital environment, we only study the antagonism of equal-scale enlarged images to DNNs. In the physical environment, through the zoom lens, we both study the influence of the enlarged image on DNNs performance and the influence of the reduced image on DNNs performance.




Figure 3: Example of images from the Imagenet-ZI dataset.

3.3. Zoom lens attack

In the digital environment, we use advanced DNNs to classify the proposed Imagenet-ZI and verify the antagonism of the enlarged image to DNNs. The zoom lens can zoom in and out of pictures in a physical environment. The feasibility of our method in physical environment is verified by zooming in and out the image. In the digital environment, the formula for generating adversarial samples is:

$$X_{adv} = Zoom_{ln_N}(X) \text{ s.t. } 0 < N < \Omega \quad (1)$$

Formula (1) represents enlarge the clean sample X to generate the adversarial sample X_{adv} in a digital environment, where N represents the magnification degree of the image and Ω represents the threshold of the amplification degree. In the physical environment, zoom lens is used to zoom in and out the image to generate adversarial sample, and the adversarial sample generation formula is as follows:

$$X_{adv} = Zoom_T(X) \text{ s.t. } \Gamma_{min} < T < \Gamma_{max} \quad (2)$$

Formula (2) indicates that under the physical environment, zoom in and out the clean sample to generate the adversarial sample X_{adv} , T is a multiple of enlargement or reduction (e.g., $Zoom_{0.8}(X)$ indicates that the image X is reduced to 0.8 times, and $Zoom_{1.2}(X)$ indicates that the image is enlarged to 1.2 times), Γ_{min} and Γ_{max} indicate the reduction and magnification threshold respectively.

Algorithm. In the digital environment, we verify the validity of *AdvZL* through the proposed data set Imagenet-ZI. In the physical environments, we use zoom lens to physically adversarial attacks, and although different zoom lenses may differ, this does not affect the effectiveness of *AdvZL* in the physical environments.

Algorithm 1 represents the method of generating adversarial samples in the physical environment. Firstly,

taking clean sample X , ground truth label Y , threshold Γ_{min} and Γ_{max} , classifier f as input, and the output is adversative sample X_{adv} . Secondly, the clean sample X is enlarged and reduced in different degrees, and the image with the smallest confidence score of classifier f on label Y is taken as the adversarial sample. Finally, if the adversarial sample successfully fooled the classifier, the adversarial sample is output. Here, the value range of T is generally 0.5 to 5.4, with an interval of 0.1. Therefore, Γ_{min} and Γ_{max} should satisfy: $\Gamma_{min} \geq 0.5$, $\Gamma_{max} \leq 5.4$.

Algorithm 1: Pseudocode of *AdvZL*

Input: Input X , Label Y , Γ_{min} , Γ_{max} , Classifier f ;

Output: Adversarial sample X_{adv} ;

Initialization $X_{adv}^* = X$, $Score^* = f_Y(X)$;

```

1 for  $T$  in range ( $\Gamma_{min}$ ,  $\Gamma_{max}$ ) do
2    $X_{adv} = Zoom_T(X)$ ;
3    $Score = f_Y(X_{adv})$ ;
4   if  $Score^* < Score$  then
5      $Score^* = Score$ ;
6      $X_{adv}^* = X_{adv}$ ;
7   end
8 end
9 if  $argmaxf(X_{adv}^*) \neq argmaxf(X)$  then
10  return  $X_{adv}^*$ 
11 end

```

4. Evaluation

4.1. Experimental setting

We verify the effectiveness of *AdvZL* in both digital and physical environments. In the digital environment, we use the advanced DNNs classifiers for experiments. Using the proposed Imagenet-ZI as the data for classification test,

although we cannot zoom out the image in the digital environment, we believe that the reduced image is adversarial. In the physical environment, we use ResNet50 as a classifier to conduct experiments, and select common objects and road signs as experimental objects. We use a mobile phone camera (iPhone6s) as a zoom lens for all of our experiments in the physical environment. Of course, it has been verified that the effectiveness of *AdvZL* is not affected by using a normal camera or other mobile phone model for our experiments.

4.2. Evaluation of *AdvZL*

Digital test. We test the effectiveness of *AdvZL* on an Imagenet-ZI dataset containing 500,000 adversarial samples in the digital environment. Table 1 shows the Top-1 classification accuracy of advanced DNNs on the proposed Imagenet-ZI dataset. The first column represents the top-1 classification accuracy of DNNs on the original image.

As can be seen from the experimental results in Table 1, with the increase of image magnification, the classification accuracy of advanced DNNs is constantly decreasing. This indicates that the semantic features of the image have not changed, and the larger the magnification of the image, the stronger the antagonism to DNNs. This also reveals a defect of advanced DNNs. These classifiers are trained in a sample set of photos taken at a specific distance. The process of enlarging the image can be seen as a decrease in the distance between the photographer and the object, which means that when the distance of the image is changed, the classifier will make a wrong classification judgment. Figure 4 shows the adversarial samples in the digital environment. It can be seen that when the image is enlarged, the classifier misclassifies the images. For example, Jellyfish is misclassified as Tiger shark, Killer whale, Electric ray, Dugong, etc.

Table 1: Classification Top-1 accuracy (%) of well-known CNNs on the Imagenet-ZI dataset

ZoomIn	0	6	12	18	24	30	36	42	48	54	60
DenseNet [39]	74.69	72.32	71.57	70.94	69.76	68.75	67.40	65.94	64.19	62.48	60.45
ResNet [40]	77.77	75.21	74.90	74.01	73.00	71.85	70.61	68.90	67.17	65.36	63.25
VGG19 [41]	74.40	71.08	70.03	68.87	67.41	65.89	64.26	62.45	60.39	58.25	55.99
GoogleNet [42]	66.49	63.30	62.94	62.20	61.33	60.12	58.84	57.36	55.71	54.12	52.11
MobileNet [43]	70.67	67.72	67.24	66.37	65.31	63.94	62.39	60.72	58.86	56.82	54.51
AlexNet [44]	57.17	51.65	50.37	49.20	48.00	46.34	44.93	43.13	41.20	39.21	37.17

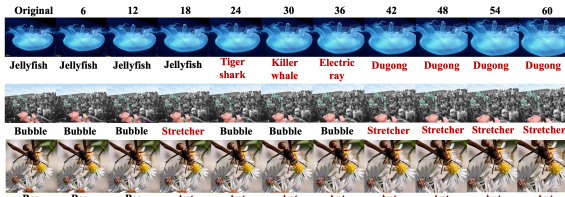


Figure 4: Digital adversarial samples display diagram.

Physical test. In order to execute untargeted attack in the

physical environment, it is necessary to eliminate the influence of noise on experiment, we design indoor test and outdoor test respectively. Obviously, in the indoor environment, the adversarial attack is not affected by the environmental noise, in the outdoor environment, much of the ambient noise may become an adversarial perturbation. Through a large number of experiments, we verified the effectiveness of *AdvZL* in indoor environment. In the outdoor experiment, we select the attack object containing two kinds of target object and containing only one kind of

target object for attack test. Figure 5 shows the schematic diagram of the adversarial sample after Zooming in the image in the physical environment.




Figure 5: Indoor test and outdoor test.

As can be seen from Figure 5, when the image is enlarged, the adversarial sample will fool the classifier. For example, when the Street sign zooms in to 1.3 times the focal length of the phone's camera, the classifier will misclassify it as Traffic light. Here, 1.1x represents the zoom multiple of the phone's camera. In order to get close to the real world, we design a more comprehensive attack experiment for the outdoor test, where the target of the attack was the common Stop sign. We carry out the attack test of different distance and angle. The success rate of different angle and distance is 100%. Figure 6 shows the schematic diagram of partial adversarial samples at different distances and angles.




Figure 6: Some adversarial samples at different distances and angles.

As can be seen from Figure 6, when the distance is 3 meters and the zoom lens is operated to zoom out the image, the image from all angles will fool the classifier. Obviously, even though the image contains elements such as Lakeside and Pole, human observers will ignore elements in the background and more inclined to think that the image belongs to Street sign. When the distance is 6 meters, it can be seen that the background environmental noise increases,

which makes the adversarial samples more adversarial. With a very small focal length, the images can no longer be correctly classified. Here, we can understand that when the autonomous driving vehicle is far from the road sign, the autonomous driving vehicle has adjusted its lens properly before leaving the factory. Therefore, the effectiveness of *AdvZL* is not affected even at a distance of 6 meters.

4.3. *AdvZL* deployment

For the *AdvZL* test, we use the mobile phone camera of the iPhone6s to simulate the zoom lens to generate adversarial samples. For the deployment of *AdvZL*, we acknowledge that we have not yet been able to make a small zoom lens that can automatically adjust the focus in front of the camera of an autonomous vehicle for practical testing. However, with the development of science and technology, it is only a matter of time before people realize the micro automatic zoom lens, which makes our proposed *AdvZL* significant.

5. Discussion

In this section we will show some interesting phenomena in the *AdvZL* digital environment.

5.1. Attenuating the model

We use CAM [48] to demonstrate the model's attention display graph for adversarial samples. As can be seen from Figure 7, the model's attention is gradually weakened as the image is continuously enlarged. When the picture is magnified enough, the Jellyfish will misclassify it into Tiger shark and so on, at this moment, human observers still classify them as Jellyfish. This means that the original model did not include images of the same category but different distances into the data set during training, making the model make errors in the classification of images of different distances.




Figure 7: CAM for images

5.2. Performance of improved networks on Imagenet-ZI

Augmix and ResNet-RS-50. Augmix [45] is a data processing technology used to improve the robust performance of DNNs, including rotation, translation, separation and other enhancement technologies. Here we show the classification performance of ResNet50 with

Augmix data processing technology on Imagenet-ZI. We compared the classification performance of pretrained ResNet50 model with that of pretrained ResNet50 model with Augmix technology, and the classification comparison is shown in Figure 8. It can be seen that on Imagenet-ZI, the classification performance of ResNet50 with Augmix technology is better than that of ordinary pretrained ResNet50 model. Bello et al. [46] recently showed that scaling network models can effectively improve the classification performance of models, and developed a set of models called ResNet-RS. Here, we show the classification performance of ResNet-RS-50 on Imagenet-ZI, and its Top-1 accuracy is shown in Figure 8. It can be seen that ResNet-RS-50 has better robustness than pretrained ResNet50.

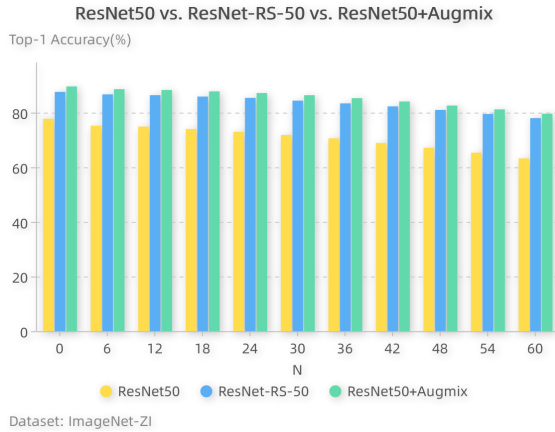


Figure 8: Performance of ResNet50 vs. ResNet-RS-50 vs. ResNet50+Augmix

In general, the robustness of ResNet50 with Augmix and ResNet-RS-50 are better than the original pretrained ResNet50 model. In addition, it can be seen from Figure 8 that, as the image continues to zoom in, the classification accuracy of ResNet50 with Augmix and ResNet-RS-50 also gradually decreased, indicating that *AdvZL* has certain antagonism to the improved ResNet50.

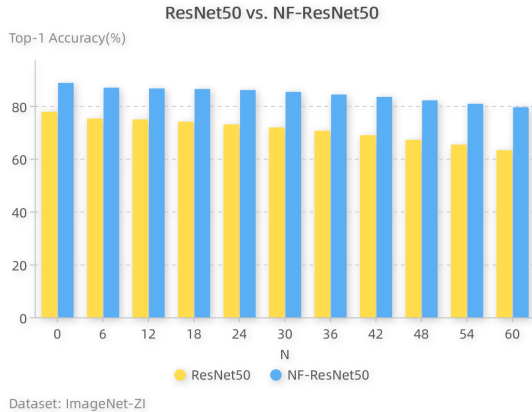


Figure 9: Performance of ResNet50 vs. NF-ResNet50

Normalizer Free ResNet50(NF-ResNet50). Brock et al. [47] proposed a normalized family of free networks called NF-Nets, which do not use batch normalization. In the training of NF-Nets, the gradient size is limited to effectively prevent gradient explosion and training instability. Figure 9 shows the Top-1 accuracy of NF-ResNet50 on Imagenet-ZI. It can be seen that, compared with pretrained ResNet50 model, the classification performance of NF-ResNet50 has achieved a certain improvement. Similarly, *AdvZL* has certain antagonism to the NF-ResNet50.

5.3. Defense of *AdvZL*

In addition to describing the threat that *AdvZL* poses to DNNs, we also try to propose a defense against *AdvZL*. Consistent with the idea of adversarial training, adversarial samples generated by *AdvZL* were added in the training process to improve the robustness of the model. Here we show a comparison of classification performance between the pretrained model of ResNet50 and adversarial trained ResNet50(Defense-ResNet50). As can be seen from the experimental results in Figure 10, the model's robustness performance is improved to some extent through the strategy of adversarial training.

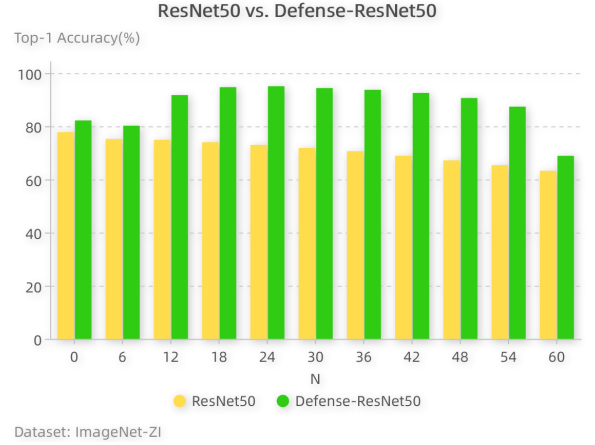


Figure 10: Performance of ResNet50 vs. Defense-ResNet50

In addition, although we only study the defense strategy for zoom in attacks, the robustness of the model can also be improved by using the same defense strategy for zoom out attacks.

5.4. Disadvantages

It is easy to know that in the digital environment, we are currently unable to zoom out images through data processing techniques, which makes it impossible to study digital environment zoom out attacks, which is a drawback of the proposed *AdvZL*. On the other hand, due to the limitation of conditions, we cannot deploy the zoom lens to the inside of the camera of the self-driving vehicle for the

real attack experiment, and only use the camera of the mobile phone to simulate the attack.

6. Conclusion

In this paper, we propose a novel physical adversarial attack method, *AdvZL*, to generate adversarial samples, which shows effective adversarial performance in both digital and physical environments. *AdvZL* is currently the only method that generate adversarial samples without physical perturbations. Our method reveals the security threats that vision-based applications face in the real world. If an attacker were to install an automatic zoom lens in the camera of an autonomous vehicle, the consequences would be unimaginable to humans, and it would be difficult for technicians to find the cause of the accident after the accident. Our work offers some promising directions for some future physical adversarial attacks, using camera generation of adversarial samples rather than manual deployment of physical adversarial perturbations. Our proposed *AdvZL* is very useful for studying the security threats of attack techniques to vision-based applications in the absence of perturbations, which is a valuable addition to the current physical-world attacks.

In the future, we will continue to work on improving the proposed *AdvZL*, for example, zoom out attacks in digital environments and deploy *AdvZL* to autonomous vehicles. In addition, we will continue to study physical adversarial attack techniques without adding adversarial perturbations, such as using lenses to achieve local distortion of images. We will also investigate the application of *AdvZL* to other areas such as object detection and segmentation. Finally, effective defenses against these types of attacks will be a promising direction for the future.

References

- [1] Christian Szegedy, Wojciech Zaremba, Ilya Sutskever, Joan Bruna, Dumitru Erhan, Ian Goodfellow, and Rob Fergus. Intriguing properties of neural networks. In ICLR, 2013.
- [2] Nicholas Carlini and David Wagner. Adversarial examples are not easily detected: Bypassing ten detection methods. In ACM Workshop on Artificial Intelligence and Security, pages 3–14. ACM, 2017.
- [3] Nicholas Carlini and David Wagner. Towards evaluating the robustness of neural networks. In IEEE S&P. IEEE, 2017.
- [4] Yinpeng Dong, Fangzhou Liao, Tianyu Pang, Hang Su, Jun Zhu, Xiaolin Hu, and Jianguo Li. Boosting adversarial attacks with momentum. In CVPR, 2018.
- [5] Aleksander Madry, Aleksandar Makelov, Ludwig Schmidt, Dimitris Tsipras, and Adrian Vladu. Towards deep learning models resistant to adversarial attacks. ICLR, 2018.
- [6] Cihang Xie, Zhishuai Zhang, Yuyin Zhou, Song Bai, Jianyu Wang, Zhou Ren, and Alan L Yuille. Improving transferability of adversarial examples with input diversity. In CVPR, 2019.
- [7] Hossein Hosseini and Radha Poovendran. Semantic adversarial examples. In CVPR Workshop, 2018.
- [8] Ali Shahin Shamsabadi, Ricardo Sanchez-Matilla, and Andrea Cavallaro. Colorfool: Semantic adversarial colorization. In CVPR, 2020.
- [9] Zhengyu Zhao, Zhuoran Liu, and Martha Larson. Towards large yet imperceptible adversarial image perturbations with perceptual color distance. In CVPR, 2020.
- [10] Rey Reza Wiyatno and Anqi Xu. Physical adversarial textures that fool visual object tracking. In ICCV, 2019.
- [11] Wang J, Liu A, Yin Z, et al. Dual attention suppression attack: Generate adversarial camouflage in physical world[C]//Proceedings of the IEEE/CVF Conference on Computer Vision and Pattern Recognition. 2021: 8565-8574.
- [12] Zhang Y, Foroosh H, David P, et al. CAMOU: Learning physical vehicle camouflages to adversarially attack detectors in the wild[C]//International Conference on Learning Representations. 2018.
- [13] Jiang T, Sun J, Zhou W, et al. FCA: Learning a 3D Full-coverage Vehicle Camouflage for Multi-view Physical Adversarial Attack[J]. arXiv preprint arXiv:2109.07193, 2021.
- [14] Xiaohui Zeng, Chenxi Liu, Yu-Siang Wang, Weichao Qiu, Lingxi Xie, Yu-Wing Tai, Chi-Keung Tang, and Alan L Yuille. Adversarial attacks beyond the image space. In CVPR, 2019.
- [15] Hsueh-Ti Derek Liu, Michael Tao, Chun-Liang Li, Derek Nowrouzezahrai, and Alec Jacobson. Beyond pixel norm-balls: Parametric adversaries using an analytically differentiable renderer. In ICLR, 2018.
- [16] Ian J Goodfellow, Jonathon Shlens, and Christian Szegedy. Explaining and harnessing adversarial examples. ICLR, 2015.
- [17] Moosavi-Dezfooli S M, Fawzi A, Frossard P. Deepfool: a simple and accurate method to fool deep neural networks[C]//Proceedings of the IEEE conference on computer vision and pattern recognition. 2016: 2574-2582.
- [18] Pin-Yu Chen, Yash Sharma, Huan Zhang, Jinfeng Yi, and Cho-Jui Hsieh. Ead: elastic-net attacks to deep neural networks via adversarial examples. In AAAI, 2018.
- [19] Wiyatno R, Xu A. Maximal jacobian-based saliency map attack[J]. arXiv preprint arXiv:1808.07945, 2018.
- [20] Su J, Vargas D V, Sakurai K. One pixel attack for fooling deep neural networks[J]. IEEE Transactions on Evolutionary Computation, 2019, 23(5): 828-841.
- [21] Moosavi-Dezfooli S M, Fawzi A, Fawzi O, et al. Universal adversarial perturbations[C]//Proceedings of the IEEE conference on computer vision and pattern recognition. 2017: 1765-1773.

- [22] Alexey Kurakin, Ian Goodfellow, and Samy Bengio. Adversarial examples in the physical world. ICLR, 2016.
- [23] Chen S T, Cornelius C, Martin J, et al. Shapeshifter: Robust physical adversarial attack on faster r-cnn object detector[C]//Joint European Conference on Machine Learning and Knowledge Discovery in Databases. Springer, Cham, 2018: 52-68.
- [24] Ivan Evtimov, Kevin Eykholt, Earlene Fernandes, Tadayoshi Kohno, Bo Li, Atul Prakash, Amir Rahmati, and Dawn Song. Robust physical-world attacks on deep learning models. In CVPR, 2018.
- [25] Ranjie Duan, Xingjun Ma, Yisen Wang, James Bailey, AK Qin, and Yun Yang. Adversarial camouflage: Hiding physical-world attacks with natural styles. CVPR, 2020.
- [26] Song D, Eykholt K, Evtimov I, et al. Physical adversarial examples for object detectors[C]//12th USENIX workshop on offensive technologies (WOOT 18). 2018.
- [27] Huang S, Liu X, Yang X, et al. An improved ShapeShifter method of generating adversarial examples for physical attacks on stop signs against Faster R-CNNs[J]. Computers & Security, 2021, 104: 102120.
- [28] Kaidi Xu, Gaoyuan Zhang, Sijia Liu, Quanfu Fan, Mengshu Sun, Hongge Chen, Pin-Yu Chen, Yanzhi Wang, and Xue Lin. Adversarial t-shirt! evading person detectors in a physical world. arXiv preprint arXiv:1910.11099, 2019.
- [29] Tom B Brown, Dandelion Mane, Aurko Roy, Mart in Abadi, and Justin Gilmer. Adversarial patch. In NIPS Workshop, 2017.
- [30] Mahmood Sharif, Sruti Bhagavatula, Lujo Bauer, and Michael K Reiter. Accessorize to a crime: Real and stealthy attacks on state-of-the-art face recognition. In CCS, 2016.
- [31] Anish Athalye, Logan Engstrom, Andrew Ilyas, and Kevin Kwok. Synthesizing robust adversarial examples. In ICLR, 2017.
- [32] Meng Shen, Zelin Liao, Liehuang Zhu, Ke Xu, and Xiaojiang Du. Vla: A practical visible light-based attack on face recognition systems in physical world. ACM IMWUT, 2019.
- [33] Dinh-Luan Nguyen, Sunpreet S Arora, Yuhang Wu, and Hao Yang. Adversarial light projection attacks on face recognition systems: A feasibility study. In CVPR Workshops, 2020.
- [34] Zhe Zhou, Di Tang, Xiaofeng Wang, Weili Han, Xiangyu Liu, and Kehuan Zhang. Invisible mask: Practical attacks on face recognition with infrared. arXiv preprint arXiv:1803.04683, 2018.
- [35] Duan R, Mao X, Qin A K, et al. Adversarial laser beam: Effective physical-world attack to DNNs in a blink[C]//Proceedings of the IEEE/CVF Conference on Computer Vision and Pattern Recognition. 2021: 16062-16071.
- [36] Gnanasambandam A, Sherman A M, Chan S H. Optical Adversarial Attack[C]//Proceedings of the IEEE/CVF International Conference on Computer Vision. 2021: 92-101.
- [37] Zhong Y, Liu X, Zhai D, et al. Shadows can be Dangerous: Stealthy and Effective Physical-world Adversarial Attack by Natural Phenomenon[J]. arXiv preprint arXiv:2203.03818, 2022.
- [38] Li J, Schmidt F, Kolter Z. Adversarial camera stickers: A physical camera-based attack on deep learning systems[C]//International Conference on Machine Learning. PMLR, 2019: 3896-3904.
- [39] Huang G, Liu Z, Van Der Maaten L, et al. Densely connected convolutional networks[C]//Proceedings of the IEEE conference on computer vision and pattern recognition. 2017: 4700-4708.
- [40] He K, Zhang X, Ren S, et al. Deep residual learning for image recognition[C]//Proceedings of the IEEE conference on computer vision and pattern recognition. 2016: 770-778.
- [41] Simonyan K, Zisserman A. Very deep convolutional networks for large-scale image recognition[J]. arXiv preprint arXiv:1409.1556, 2014.
- [42] Szegedy C, Liu W, Jia Y, et al. Going deeper with convolutions[C]//Proceedings of the IEEE conference on computer vision and pattern recognition. 2015: 1-9.
- [43] Sandler M, Howard A, Zhu M, et al. Mobilenetv2: Inverted residuals and linear bottlenecks[C]//Proceedings of the IEEE conference on computer vision and pattern recognition. 2018: 4510-4520.
- [44] Krizhevsky A, Sutskever I, Hinton G E. Imagenet classification with deep convolutional neural networks[J]. Advances in neural information processing systems, 2012, 25.
- [45] D Hendrycks, N Mu, ED Cubuk, B Zoph, J Gilmer, and B Lakshminarayanan. Augmix: A simple data processing method to improve robustness and uncertainty. In Intl. Conf. on Learning Representations, 2019.
- [46] Bello I, Fedus W, Du X, et al. Revisiting resnets: Improved training and scaling strategies[J]. Advances in Neural Information Processing Systems, 2021, 34: 22614-22627.
- [47] Brock A, De S, Smith S L, et al. High-performance large-scale image recognition without normalization[C]//International Conference on Machine Learning. PMLR, 2021: 1059-1071.
- [48] Zhou B, Khosla A, Lapedriza A, et al. Learning deep features for discriminative localization[C]//Proceedings of the IEEE conference on computer vision and pattern recognition. 2016: 2921-2929.