

Effect of anisotropy on the formation of active particle films

T. C. Rebocho,^{1,2} M. Tasinkevych,^{1,2,3} and C. S. Dias^{1,2}

¹*Departamento de Física, Faculdade de Ciências,
Universidade de Lisboa, 1749-016 Lisboa, Portugal*

²*Centro de Física Teórica e Computacional, Faculdade de Ciências,
Universidade de Lisboa, 1749-016 Lisboa, Portugal*

³*SOFT Group, School of Science and Technology,
Nottingham Trent University, Clifton Lane, Nottingham NG11 8NS, UK*

(Dated: July 1, 2022)

Active colloids belong to a class of non-equilibrium systems where energy uptake, conversion and dissipation occurs at the level of individual colloidal particles, which can lead to particles' self-propelled motion and surprising collective behaviour. Examples include coexistence of vapour- and liquid-like steady states for active particles with repulsive interactions only, phenomena known as motility induced phase transition. Similarly to motile unicellular organisms, active colloids tend to accumulate at confining surfaces forming dense adsorbed films. In this work, we study the structure and dynamics of aggregates of self-propelled particle near confining solid surfaces, focusing on the effects of the particle anisotropic interactions. We performed Langevin dynamics simulations of two complementary models for active particles: ellipsoidal particles interacting through Gay-Berne potential, and rod-like particles composed of several repulsive Lennard-Jones beads. We observe a non-monotonic behavior of the structure of clusters formed along the confining surface as a function of the particle aspect ratio, with a film spreading when particles are near spherical, compact clusters with hedgehog-like particle orientation for more elongated active particles, and a complex dynamical behavior for intermediate aspect ratio. The stabilization time of cluster formation along the confining surface also displays a non-monotonic dependence on the aspect ratio, with a local minimum at intermediate values. Additionally, we demonstrate that the hedgehog-like aggregates formed by Gay-Berne ellipsoids exhibit higher structural stability as compared to the ones formed by purely repulsive active rods, which are stable due to the particle activity only.

I. INTRODUCTION

Active particles belong to non-equilibrium systems with a persistent local entropy production, which violates detailed balance [1–3]. These active particles persistently consume the medium free energy to power their self-propelled motion along a certain direction [2–8]. Particle self-propulsion gives rise to novel types of collective behavior such as the coexistence of vapour- and liquid-like steady states for active particles with only repulsive interactions [1, 9–12], a phenomenon known as motility-induced phase separation (MIPS) [13].

The interest in the collective behavior of active particles has been driven by numerous applications in theoretical biology [14], nonlinear physics, synthetic self-propelled particles development, and pollution remediation systems [1–3, 6, 9, 15–17]. Theoretical and numerical studies of active particles help to understand the behavior of flocks [18], schools [19], herds [20], cell aggregates [21], and artificial microswimmers (like Janus particles) [22].

Significant effort has been directed towards understanding the effects of particle anisotropy on emerging collective behavior of elongated active particles [3, 6, 9, 16, 17, 23–26]. In contrast to self-propelled discs or spheres, rod-like active particles exhibit a zoo of different emergent non-equilibrium states such as motile clusters, turbulence, and lanes [9, 17]. Additionally, excluded volume torques acting between active rods may suppress

MIPS, provided the particle aspect ratio is large enough [3, 6, 23, 24]. The occurrence of MIPS is driven by collision-induced particle slowing down in crowded regions and the accumulation of active particles in those regions where they move slower [27]. This positive feedback mechanism leads to the growth of denser particle domains and ultimately results in the phase separation [13]. On the other hand, the mentioned above slowing down is related to the duration of particle collisions [28], which can be shortened by the excluded volume torques between elongated particles, thereby pushing MIPS to higher values of the packing fraction and completely suppressing it for the large enough aspect ratio [3].

In the last few years, an increased interest has emerged over the effect of confinement on the collective behavior of active particles [1, 5, 6, 29–43]. Similar to bacteria [44], active particles have a tendency to build up at confining surfaces forming dense adsorbed films [1, 30, 31]. Moreover, the thickness of the adsorbed films was shown to grow, with a signature of divergence, as the system is brought towards the MIPS coexistence curve from the vapour side [1]. For rod-like active particles confined in slit-like channels very rich collective behavior was reported in [5], including formation at the channel surfaces of compact immobile clusters with hedgehog-like orientation of active rods. These clusters were observed at intermediate times. At later times the hedgehog aggregates dissolved into quasi-planar surface sliding films with homeotropic particle orientation. Ref. [5] considered only rigid rods. However, it is known that anisotropic at-

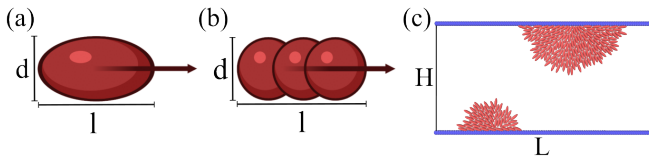


FIG. 1. Schematic representation of the particle and box geometry: (a) an ellipsoid with length l and width d , and (b) a linear chain of length l of 3 disks of diameter d . The long axis of the particles defines the self-propulsion direction. (c) Schematic representation of the channel geometry with the length L (along the x -axis) and the width H (along the y -axis). The slit walls (blue) are placed at $y = 0$ and at $y = L$. For the sake of computational efficiency only one chain is modeled explicitly and periodic boundary conditions are also applied in the y -direction.

tractive interactions can strongly affect growth of films of passive colloids [45–48]. Additionally, the effects of aspect ratio of active particles on the structure and dynamics of films and clusters formed at confining surfaces remains largely unexplored.

Here we report a simulation study of two complementary models for elongated active particles. The first model of ellipsoidal particles interacting via Gay-Berne potential, incorporates both the effect of geometry and attractive interaction anisotropy. The second model of rod-like particles, considers only the geometrical anisotropy, where the particles are composed of a given number of repulsive Lennard-Jones beads. We find that the adsorption dynamics and the steady state particle configurations depend in a non-monotonic way on the particle anisotropy. We rationalize this findings in terms of a shape-dependent coefficient of rotational diffusion, and of the surface cluster dynamics. In the next section we provide more details about the used models and the numerical approach. In Sec. III we discuss our results, focusing on the dependence of the adsorption dynamics and the structure of the adsorbed films or aggregates on the particle aspect ratio. Finally, in the last section we present our conclusions.

II. MODEL

We consider N active Brownian particles with an aspect ratio $\kappa = l/d$ (ellipsoids or linear chains of beads, see Figure 1), where l is the length and d is the width of the particles. We keep the projected area of each particle constant such that $A = \pi d_0^2/4 = \pi l d/4$, where d_0 is the diameter of a particle at $\kappa = 1$ (sphere). Each particle has an intrinsic self-propulsion force of intensity F_A directed along the particle long axis [49]. Particles are confined to a two-dimensional (2D) slit geometry of width H and length L (see Fig.1(c)). The slit walls are modeled as fixed linear chains of spherical particles with the diameter d . In the direction of the slit walls we consider periodic boundary conditions.




FIG. 2. Configurations obtained for simulations in bulk systems, with periodic boundary condition in both directions, for ellipsoids (top row) and rods (bottom row) and, from left to right, of aspect ratio $\kappa = 1.0, 1.3$ and 2.0 . Simulations were carried out for $N = 100$ particles in a simulation box with the size 21×21 in units of d_0 .

To resolve the active particle trajectories, we integrate their equations of motion, using a velocity Verlet scheme implemented in the Large-scale Atomic/Molecular Massively Parallel Simulator (LAMMPS) [50]. Specifically, the active particles dynamics follows the Langevin equations for translational motion in the (x, y) plane,

$$m\dot{\vec{v}}(t) = -\nabla_{\vec{r}}U(\vec{r}) - \gamma_t \vec{v}(t) + \sqrt{2\gamma_t k_B T} \vec{\xi}(t) + F_A \hat{v}(t), \quad (1)$$

and rotations around the z -axis (perpendicular to the (x, y) plane), as

$$I\dot{\omega}(t) = -\nabla_{\vec{r}}U(\theta) - \gamma_r \omega(t) + \sqrt{2\gamma_r k_B T} \xi(t). \quad (2)$$

\vec{v} and ω are the translational and angular velocities, $\gamma_t = \frac{m}{\tau_t}$ and $\gamma_r = \frac{I}{\tau_r}$ are the translational and rotational damping coefficient, $\hat{v} = \vec{v}/||\vec{v}||$, F_A the strength of the propulsion force, τ_t and τ_r the translational and rotational damping times, T the temperature, m and I are the mass and the moment of inertia of the particle, and U is the potential energy encoding the interactions with the other particles (including those of the slit walls). $\xi_t(t)$ and $\xi_r(t)$ are stochastic terms that fulfill the fluctuation-dissipation theorem. We consider values of constants such as the persistence length, $l_p = v/D_r > H$, where v is the particles propulsion velocity and D_r the rotational diffusion coefficient.

We performed simulations for both ellipsoids with anisotropic attractive interaction given by Gay-Berne potential and rod-like particles composed of repulsive spheres described by truncated Lennard-Jones potential.

Ellipsoids interaction. We consider ellipsoids with the aspect ratio κ ranging from 1 to 2, and with the constant projected area $A = \pi d_0^2/4 = \pi l d/4$. Interactions between two ellipsoids and an ellipsoid and a wall particle are given by the Gay-Berne potential [51, 52] defined as

$$U_{GB}(\mathbf{A}_1, \mathbf{A}_2, \vec{r}_{12}) = U_r(\mathbf{A}_1, \mathbf{A}_2, \vec{r}_{12}, \gamma) \cdot \eta_{12}(\mathbf{A}_1, \mathbf{A}_2, \nu) \cdot \chi_{12}(\mathbf{A}_1, \mathbf{A}_2, \vec{r}_{12}, \mu), \quad (3)$$

where the distance dependent part is given by

$$U_r = 4\epsilon_{GB} \left[\left(\frac{\sigma}{h_{12} + \gamma\sigma} \right)^{12} - \left(\frac{\sigma}{h_{12} + \gamma\sigma} \right)^6 \right], \quad (4)$$

\mathbf{A}_1 and \mathbf{A}_2 are the transformation matrices from the simulation box frame to the body frame and \vec{r}_{12} is the center-to-center vector between particles. U_r controls the shifted distance dependent interaction based on the distance of closest approach h_{12} of the two particles, and γ is the shift parameter, ϵ_{GB} is the depth of the minimum of U_r , σ is the minimum effective particle radius which we set to d_0 here. h_{12} is computed using the scheme developed by Perram et al. [53–55], we emphasize that h_{12} depends upon \mathbf{A}_1 and \mathbf{A}_2 and the particles aspect ratios. η_{12} and χ_{12} terms in Eq. 3 quantify additional orientation and position dependent contributions to the pair interaction energy, as defined by Everaers et al. in [56]. Finally, ν and μ are some empirical exponents, which we set to unity for simplicity. χ_{12} term also depends on two energy parameters (which we set here to $k_B T$) describing potential well depths for side-to-side, and end-to-end particle orientations, see Ref. [56] for more details. The Gay-Berne potential in Eq. 3 also describes interaction between two unlike ellipsoids [56], and for two spheres one recovers the standard Lennard-Jones potential. We also employ an interaction cut-off centre-to-centre distance $r_{cut} = 3d_0$ which is larger than the maximum particle length $l_{max} = \sqrt{2}d_0$ considered here. Finally, we set $\epsilon_{GB} = 2$ in units of kinetic energy of a single active particle at terminal velocity.

Rods interaction. For rods, we consider the same values of the aspect ratio as for the case ellipsoids. A rod particle with the length l is composed of n_r repulsive spheres of diameter d with an overlap, $\Delta d \geq d/2$.

The interaction between the beads of two different rod is defined by a truncated Lennard Jones potential,

$$U_{LJ}(r^*) = 4\epsilon_{LJ} \left[\left(\frac{\sigma^*}{r^*} \right)^{12} - \left(\frac{\sigma^*}{r^*} \right)^6 \right], \quad r^* < r_c, \quad (5)$$

where r^* is the center-to-center distance between two beads of different rods, r_c is the cut-off distance, ϵ_{LJ} is the well-depth parameter and σ^* is the distance at which the particle-particle potential is zero. We set $\epsilon_{LJ} = 2$, in units of kinetic energy of a single active particle at terminal velocity, $r_c = d$, and σ^* is determined from the condition $r_c = 2^{1/6}\sigma^*$. The interaction between a rod and a wall particles is also described by Eq. 5.

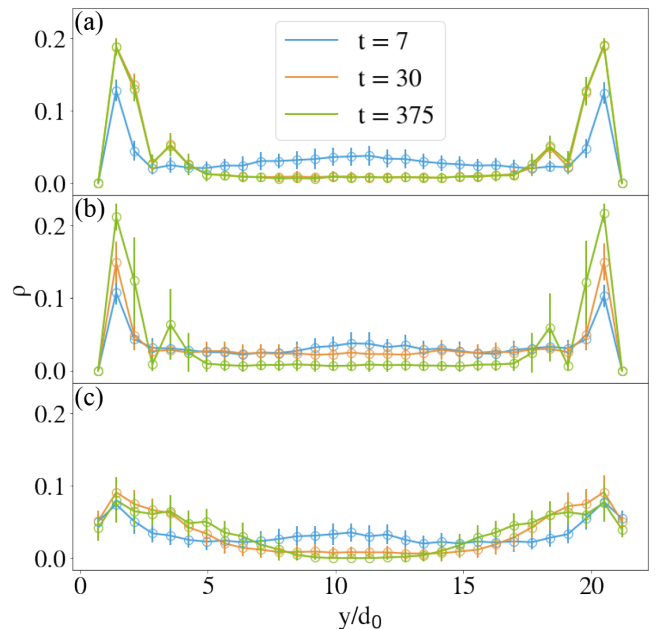


FIG. 3. Laterally averaged number density ρ of active ellipsoids as a function of the distance y to one of the slit walls at several values of time t (given in units of the ballistic time $\tau_b = d_0/v$) and at (a) $\kappa = 1.0$; (b) $\kappa = 1.2$; (c) $\kappa = 1.9$. The results are obtained at $N = 200$, the slit length $L = 42$ and width $H = 21$ units of d_0 ; and are obtained after averaging over 100 independent runs.

III. RESULTS

In Fig. 2, we report steady state snapshots of active ellipsoids (top) and rods (bottom) in systems with periodic boundary conditions applied in both directions, for several values of κ . Both types of active particles form clusters which is reminiscent of the flocking behaviour observed in the Vicsek model [57]. The tendency to form clusters is more pronounced for larger aspect ratios and is additionally enhanced for ellipsoids due to their attractive aligning interaction.

A. Surface aggregation dynamics of active ellipsoids

Here, we focus on the dynamics of formation of ellipsoid clusters and films near the walls. In Fig. 3 we present the laterally averaged (along the x -axis) number density profile ρ as a function of the distance y to one of the walls and at several values of time t and aspect ratio κ . The main characteristic shared by all the $\rho(y)$ curves is the accumulation of the active particles at the walls. This is in agreement with the earlier studies [5, 29]. For small values of κ the surface density $\rho(y/d_0 = 2, t)$ is a monotonous function of t , showing faster approach to the steady state for smaller values of κ (compare Fig. 3(a) with Fig. 3(b)). Surprisingly,

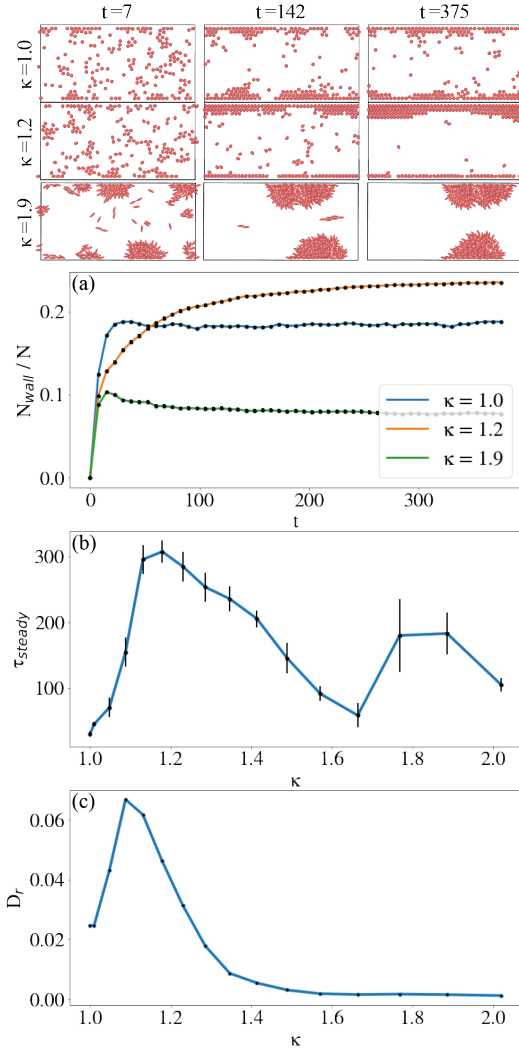


FIG. 4. (a) The fraction N_{wall}/N of particles in a direct contact with the walls as a function of time t (in units of the ballistic time $\tau_b = d_0/v$) for different values of the aspect ratio $\kappa = 1.0, 1.2$ and 1.9 . The simulation snapshots obtained at several t and for these values of κ are shown at the top. (b) The relaxation time τ_{steady} needed to reach the steady state as a function of κ . (c) Rotational diffusion coefficient as a function of the aspect ratio κ . The results are obtained at $N = 200$, the slit length $L = 42$ and width $H = 21$ in units of d_0 . The results in (a), (b), and (c) are obtained after averaging over 100 independent runs.

for larger values of κ , $\rho(y/d_0 = 2, t)$ behaves in a non-monotonic way with t (see Fig. 3(c)). As we discuss below, this behavior can be explained by initial adsorption of small clusters which at later times coalesce resulting in a decrease of the wall contact density.

Figure 4 (a) shows the temporal evolution of the number of particles N_{wall} in a contact with the walls for different aspect ratios of the ellipsoids. The selection criterion for a particle to be in a contact with a wall is based on the "surface-to-surface" distance between an ellipsoid and a wall which must be $\leq d/2$. For small κ , we find a rapid

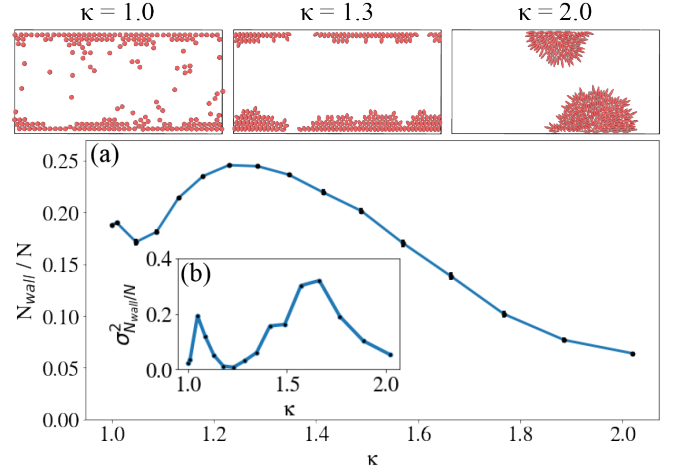


FIG. 5. Typical snapshots of the steady states of active ellipsoids at different values of aspect ratio $\kappa = 1.0$, $\kappa = 1.3$ and $\kappa = 2.0$. (top). (a) The fraction N_{wall}/N of the ellipsoids in contact with the walls at the steady states as a function of κ . (b) The variance, $\sigma^2_{N_{wall}/N}$, of N_{wall}/N as a function of κ . The results are obtained at $N = 200$, the slit length $L = 42$ and width $H = 21$ in units of d_0 . The results in (a) and (b) are obtained after averaging over 100 independent runs.

evolution towards a steady state, which indicates that active particles close to spherical shape form stable surface films faster (see Fig. 4(b)). However, for larger aspect ratios the approach to steady state is slower, see orange curve in Fig. 4(a) with $\kappa = 1.2$. Next, we extract from the curves $N_{wall}(t)$ the time τ_{steady} required for N_{wall} to saturate. Interestingly, τ_{steady} exhibits a non-monotonic behavior as a function of κ , as shown in Fig. 4(b). Initially, for $\kappa \geq 1$, τ_{steady} increases rapidly and reaches the global maximum at $\kappa \approx 1.2$, followed by a decrease to a local minimum at $\kappa \approx 1.7$. The emergence of the non-monotonic dependence of the coefficient of rotational diffusion D_r on the aspect ratio. Recall that for passive particles it is expected that D_r decreases monotonously with the increase of κ . In the case of active ellipsoids, we find that D_r increases rapidly for small κ and attains its maximum at $\kappa \approx 1.1$, see Fig. 4(c), which we attribute to a collision-induced enhancement of the particle reorientation. Eventually, $D_r \approx 0$ for $\kappa \gtrsim 1.6$ when the attractive aligning interaction leads to the ellipsoid clustering and to suppression of the particle angular fluctuations.

The adsorption of small aggregates at the wall (shown in the third row of Fig. 4, $\kappa = 1.9$) can qualitatively explain the existence of a peak in the $N_{wall}(t, \kappa = 1.9)$ visible at early times in Fig. 4(a). The initial rapid increase of N_{wall} is due to the adsorption of small flocks, which at later times tend to coalesce to form larger clusters (central and right panels of Fig. 4 at $\kappa = 1.9$). The coalescence effectively reduces N_{wall} and increases the relaxation time τ_{steady} due to the low mobility of wall-bounded clusters. This explains qualitatively the existence of a local maximum in the $\tau_{steady}(\kappa)$ curve at

$\kappa \approx 1.9$ (Fig. 4(b)) since ellipsoids with larger κ need more time to form aggregates and to reach the steady state. Similar non-monotonic behavior is revealed by the near surface number density $\rho(y/d_0 = 2, t)$ as a function of time t , see Fig. 3(c). Additionally, active ellipsoids exhibit flocking behavior for large enough κ as demonstrated in Fig. 4 at $\kappa = 1.9$. The formation of the orientationally ordered flocks is facilitated by the aligning Gay-Berne interaction. As the result the clusters are very mobile while away from the walls. In contrast, the clusters adsorbed at the walls are much slower which is related to a hedgehog-like alignment of the ellipsoids in such clusters (Fig. 4, $\kappa = 1.9$), similar behavior was also reported in [5].

B. Steady-state surface aggregates of ellipsoids

Next we discuss how the structure of steady states of active ellipsoids depends on the aspect ratio, which is summarized in Fig. 5(a). In particular, we focus on the dependence of N_{wall} on κ which reveals a local minimum at small κ , a maximum at intermediate aspect ratios, and a monotonous decrease for larger κ . The existence of the local minimum can be rationalized in terms of the duration of pairwise collisions, which are known to be sensitive to torques operating between elongated particles [3]. Thus, for hard active rods the excluded volume torques reduce the collision time, which we assume is also the case for our active Gay-Berne ellipsoids with not too large aspect ratio. In turn, the shorter collision time suppresses the tendency of ellipsoid to form clusters thereby reducing N_{wall}/N at the steady state. These qualitative arguments are supported quantitatively by the behavior of the rotational diffusion coefficient D_r , which has a maximum at $\kappa \approx 1.1$, see Fig. 4(d). Larger D_r results in faster particle reorientation, which suppresses the tendency to aggregate at the walls.

For longer ellipsoids the effect of the excluded volume torques will be less pronounced due to the increased role of the attractive orientational interaction leading to the formation of flocks which subsequently accumulate at the walls. This leads to an increase of N_{wall}/N for $1.1 \lesssim \kappa \lesssim 1.2$ followed by a decrease for larger values of κ . This decrease indicates a configurational transition from layered structures of ordered particles observed for intermediate values of κ (see middle snapshot in Fig. 5 at $\kappa = 1.3$) to hedgehog-like clusters for larger ones (see snapshot in Fig. 5 at $\kappa = 1.9$). This transition is also reflected in the dependence of the variance $\sigma_{N_{wall}/N}^2$ of N_{wall}/N on the aspect ratio, with a characteristic peak at $\kappa \approx 1.6$ depicted in Fig. 5(b).

In order to test which of the two factors, i) the particle activity or ii) the attractive orientational interaction, are more important in the formation of the hedgehog-like wall structures, we switched off the particle activity at some instance of time and monitor the subsequent system evolution. Fig. 6 shows $N_{wall}(t)/N$ calculated for

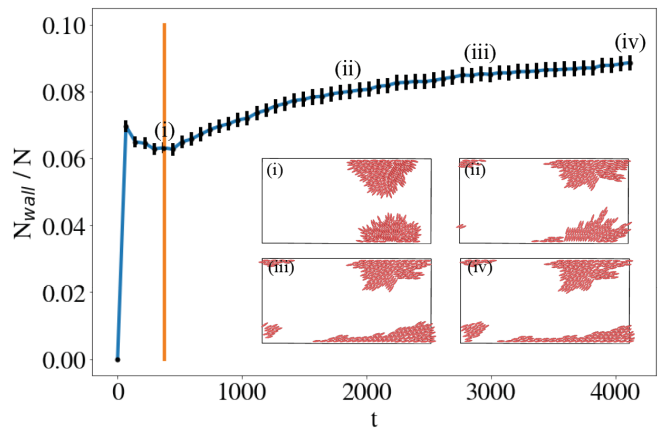


FIG. 6. (a) The fraction N_{wall}/N of the ellipsoids in a direct contact with the walls as a function of time t , at $\kappa = 2.0$. The particle activity is switched off at $t = 375\tau_b$. (i)-(iv) the simulation snapshots obtained at times marked along the $N_{wall}(t)/N$ curve in (a). $N = 200$, the slit length $L = 42$ and width $H = 21$ in units of d_0 . The results are obtained after averaging over 50 independent runs.

this situation at $\kappa = 2.0$; several representative snapshots are demonstrated as well. The suppression of the particle activity results in the “melting” of the hedgehog-like ordering of the particles and a subsequent spreading of the clusters along the walls.

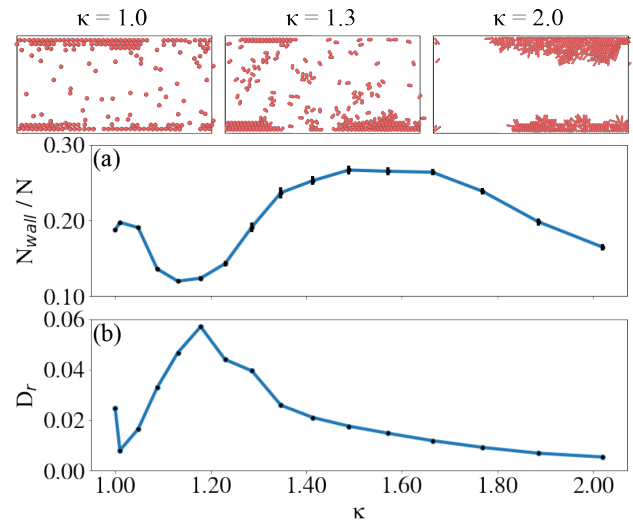


FIG. 7. Typical snapshots corresponding to the steady states of active rods at different values of the aspect ratio $\kappa = 1.0, 1.3, 2.0$ (top). (a) The fraction N_{wall}/N of the ellipsoids in contact with the walls at the steady state as a function of κ . (b) Rotational diffusion coefficient D_r of active rods as a function of aspect ratio κ . The results are obtained at $N = 200$, the slit length $L = 42$ and width $H = 21$ in units of d_0 . The results in (a) and (b) are obtained after averaging over 100 independent runs.

C. Steady-state surface aggregates of active rods

We performed similar study for active rods with repulsive interaction only, in order to understand the effect of the Gay-Berne potential in the previous section. The snapshots at the top of Figure 7 show a similar tendency to form compact clusters near the walls for large aspect ratios. However these aggregates are not as stable as the ones formed by the ellipsoids, and have a tendency to appear and disappear. Additionally, the surface aggregates of the rods tend to form film like structures at late times, see top-right panel in Fig. 7 corresponding to $\kappa = 2.0$. We attribute this difference between the clusters of ellipsoids and rods to the lack of orientational attraction between the active rods. N_{wall}/N as a function of κ demonstrate similar trends to what was described above for the case of the ellipsoids (compare with Fig. 5(a)). In the present case we find a local minimum at $\kappa \approx 1.15$, which however is much more pronounced compared to the previous case. Now, the absence of attractive orientational interactions translates in a larger range of κ where the torques (excluded volume) shorten the duration of the collisions and suppress the process of aggregation at the wall. The tendency to form clusters increases with the increase of κ . We also verified that the rotational diffusion coefficient D_r for the rods exhibit qualitatively similar dependence on κ (see Fig. 7(b)).

IV. CONCLUSIONS

In this paper we show how anisotropic interactions, known to change the universality class of a growing interface of passive colloids [45–48], affect the formation of structures of active particle near walls. Taking into account the excluded volume torques only, as in the of the case rod-like particles, we observe similar steady states configurations at the wall as those previously shown by Wensink et al. [5], where short-living hedgehog-like clusters were reported. However, when including the anisotropic attractive interactions as described by Gay-Berne potential, we find the formation of long-living hedgehog-like clusters of active ellipsoids near the wall. A configurational transition from layered surface aggregates to the formation of the hedgehogs is

observed at the aspect ratio threshold $\kappa \approx 1.6$.

We also found that the previously proposed explanation for the suppression of MIPS for rod-like particles [3], affects cluster formation near the wall, where ellipsoids with smaller aspect ratio tend to have a slower evolution to a steady state due to collisions with the boundary and with other particles that increase the rotational diffusion coefficient. This effect diminishes with the increase of the aspect ratio due to a drastic decrease of the rotational diffusion coefficient, which in turn enhances the aggregation at the walls. For ellipsoids with the aspect ratios around 2, small clusters initially form near the walls, which at later times come together to form bigger clusters, occupying a smaller portion of the walls. This coalescence dynamics at the surfaces slows down the approach to a steady state.

The dynamics of anisotropic active matter near walls can impact interfacial phenomena in many problems related to growing films. For instance, the structure of interfaces of active nematic has shown a dependence on the anchoring or friction with a substrate [58, 59] which influences vortex formation and the behavior of sessile nematic drops. Also the presence of passive obstacles at a wall can affect clustering dynamics, since it was shown that the interaction of active particles with passive ones can enhance the propagation of the active particles along the surface [60–62]. For active rods moving in the presence of fixed surface obstacles, an optimal density of obstacles was predicted, which enhances the rods diffusivity for large enough aspect ratio [63], and when active Brownian particles experience a short-range aligning interaction, they form a network of tunnels in the presence of passive particles [64]. Finally, for cellular systems, it is known that the surrounding conditions affect cell motility [65–67] where both one-dimensional confinement [68] or two-dimensional substrates can increase cell motility [69].

ACKNOWLEDGMENTS

We acknowledge financial support from the Portuguese Foundation for Science and Technology (FCT) under Contracts no. PTDC/FIS-MAC/28146/2017 (LISBOA-01-0145-FEDER-028146), PTDC/FIS-MAC/5689/2020, CEECIND/00586/2017, UIDB/00618/2020, and UIDP/00618/2020.

-
- [1] P. D. Neta, M. Tasinkevych, M. M. Telo da Gama, and C. S. Dias, *Soft Matter* **17**, 2468 (2021).
 - [2] S. Das, G. Gompper, and R. G. Winkler, *New Journal of Physics* **20**, 015001 (2018).
 - [3] R. Van Damme, J. Rodenburg, R. Van Roij, and M. Dijkstra, *Journal of Chemical Physics* **150**, 164501 (2019).
 - [4] S. Ramaswamy, *Annual Review of Condensed Matter Physics* **1**, 323 (2010).
 - [5] H. H. Wensink and H. Löwen, *Physical Review E* **78**, 031409 (2008).
 - [6] M. Bär, R. Großmann, S. Heidenreich, and F. Peruani, *Annual Review of Condensed Matter Physics* **11**, 441 (2020).
 - [7] L. Huber, R. Suzuki, T. Krüger, E. Frey, and A. R. Bausch, *Science* **361**, 255 (2018).
 - [8] H. Löwen, *Journal of Chemical Physics* **152**, 040901 (2020).

- (2020).
- [9] R. Großmann, I. S. Aranson, and F. Peruani, *Nature Communications* **11**, 5365 (2020).
 - [10] Y. Fily and M. C. Marchetti, *Physical Review Letters* **108**, 235702 (2012).
 - [11] G. S. Redner, M. F. Hagan, and A. Baskaran, *Physical Review Letters* **110**, 055701 (2013).
 - [12] D. Levis and L. Berthier, *Physical Review E* **89**, 062301 (2014).
 - [13] M. E. Cates and J. Tailleur, *Annual Review of Condensed Matter Physics* **6**, 219 (2015).
 - [14] A. B. Kolomeisky and M. E. Fisher, *Annual Review of Physical Chemistry* **58**, 675 (2007).
 - [15] J. P. Hernandez-Ortiz, C. G. Stoltz, and M. D. Graham, *Physical Review Letters* **95**, 204501 (2005).
 - [16] M. Abkenar, K. Marx, T. Auth, and G. Gompper, *Physical Review E* **88**, 062314 (2013).
 - [17] H. H. Wensink and H. Löwen, *Journal of Physics: Condensed Matter* **24**, 464130 (2012).
 - [18] T. Mora, A. M. Walczak, L. Del Castello, F. Ginelli, S. Melillo, L. Parisi, M. Viale, A. Cavagna, and I. Giardinà, *Nature Physics* **12**, 1153 (2016).
 - [19] H. Reuter and B. Breckling, *Ecological Modelling* **75-76**, 147 (1994).
 - [20] S. Gueron, S. A. Levin, and D. I. Rubenstein, *Journal of Theoretical Biology* **182**, 85 (1996).
 - [21] R. D. Acemel, F. Govantes, and A. Cuetos, *Scientific Reports* **8**, 5340 (2018).
 - [22] H. R. Jiang, N. Yoshinaga, and M. Sano, *Physical Review Letters* **105**, 268302 (2010).
 - [23] S. Weitz, A. Deutsch, and F. Peruani, *Physical Review E* **92**, 012322 (2015).
 - [24] A. Jayaram, A. Fischer, and T. Speck, *Physical Review E* **101**, 022602 (2020).
 - [25] F. Ginelli, F. Peruani, M. Bär, and H. Chaté, *Physical Review Letters* **104**, 184502 (2010).
 - [26] R. Wittkowski and H. Löwen, *Molecular Physics* **109**, 2935 (2011).
 - [27] M. J. Schnitzer, *Physical Review E* **48**, 2553 (1993).
 - [28] Y. Fily, S. Henkes, and M. C. Marchetti, *Soft Matter* **10**, 2132 (2014).
 - [29] J. Elgeti and G. Gompper, *Europhysics Letters* **85**, 38002 (2009).
 - [30] N. Sepúlveda and R. Soto, *Physical Review Letters* **119**, 078001 (2017).
 - [31] N. Sepúlveda and R. Soto, *Physical Review E* **98**, 052141 (2018).
 - [32] H. Wioland, F. G. Woodhouse, J. Dunkel, J. O. Kessler, and R. E. Goldstein, *Physical Review Letters* **110**, 268102 (2013).
 - [33] E. Lushi, H. Wioland, and R. E. Goldstein, *Proceedings of the National Academy of Sciences* **111**, 9733 (2014).
 - [34] H. Wioland, E. Lushi, and R. E. Goldstein, *New Journal of Physics* **18**, 075002 (2016).
 - [35] A. Costanzo, R. D. Leonardo, G. Ruocco, and L. Angelani, *Journal of Physics: Condensed Matter* **24**, 065101 (2012).
 - [36] A. Kaiser, K. Popowa, H. H. Wensink, and H. Löwen, *Physical Review E* **88**, 022311 (2013).
 - [37] A. Deblais, T. Barois, T. Guerin, P. H. Delville, R. Vaudaine, J. S. Lintuvuori, J. F. Boudet, J. C. Baret, and H. Kellay, *Physical Review Letters* **120**, 188002 (2018).
 - [38] J. Elgeti and G. Gompper, *The European Physical Journal Special Topics* **225**, 2333 (2016).
 - [39] R. Zargar, A. Najafi, and M. Miri, *Physical Review E* **80**, 026308 (2009).
 - [40] Z. Xiao, M. Wei, and W. Wang, *ACS Applied Materials & Interfaces* **11**, 6667 (2018).
 - [41] H. H. Wensink, H. Löwen, M. Marechal, A. Härtel, R. Wittkowski, U. Zimmermann, A. Kaiser, and A. M. Menzel, *The European Physical Journal Special Topics* **222**, 3023 (2013).
 - [42] H. Yu, A. Kopach, V. R. Misko, A. A. Vasylenko, D. Makarov, F. Marchesoni, F. Nori, L. Baraban, and G. Cuniberti, *Small* **12**, 5882 (2016).
 - [43] Z. Wang, Y.-F. Chen, H.-Y. Chen, Y.-J. Sheng, and H.-K. Tsao, *Soft Matter* **14**, 2906 (2018).
 - [44] C. Picoreanu, J. B. Xavier, and M. C. M. van Loosdrecht, *Biofilms* **1**, 337 (2004).
 - [45] P. J. Yunker, M. A. Lohr, T. Still, A. Borodin, D. J. Durian, and A. G. Yodh, *Physical Review Letters* **110**, 035501 (2013).
 - [46] C. S. Dias, P. J. Yunker, A. G. Yodh, N. A. M. Araújo, and M. M. T. da Gama, *Soft Matter* **14**, 1903 (2018).
 - [47] C. S. Dias, N. A. M. Araújo, and M. M. T. da Gama, *Europhysics Letters* **107**, 56002 (2014).
 - [48] N. A. M. Araújo, C. S. Dias, and M. M. T. da Gama, *Journal of Physics: Condensed Matter* **27**, 194123 (2015).
 - [49] B. ten Hagen, R. Wittkowski, D. Takagi, F. Kümmel, C. Bechinger, and H. Löwen, *Journal of Physics: Condensed Matter* **27**, 194110 (2015).
 - [50] S. Plimpton, *Journal of Computational Physics* **117**, 1 (1995).
 - [51] R. Berardi, C. Fava, and C. Zannoni, *Chemical Physics Letters* **297**, 8 (1998).
 - [52] R. Berardi, L. Muccioli, and C. Zannoni, *The Journal of Chemical Physics* **128**, 024905 (2008).
 - [53] J. W. Perram, J. Rasmussen, E. Præstgaard, and J. L. Lebowitz, *Physical Review E* **54**, 6565 (1996).
 - [54] J. W. Perram and M. Wertheim, *Journal of Computational Physics* **58**, 409 (1985).
 - [55] J. Perram, M. Wertheim, J. Lebowitz, and G. Williams, *Chemical Physics Letters* **105**, 277 (1984).
 - [56] R. Everaers and M. R. Ejtehadi, *Physical Review E* **67**, 041710 (2003).
 - [57] T. Vicsek and A. Zafeiris, *Physics Reports* **517**, 71 (2012).
 - [58] R. C. V. Coelho, N. A. M. Araújo, and M. M. T. da Gama, *Soft Matter* **16**, 4256 (2020).
 - [59] R. C. V. Coelho, N. A. M. Araújo, and M. M. T. da Gama, *Philosophical Transactions of the Royal Society A* **379**, 20200394 (2021).
 - [60] C. Reichhardt and C. J. Olson Reichhardt, *Physical Review E* **90**, 012701 (2014).
 - [61] G. Volpe and G. Volpe, *Proceedings of the National Academy of Sciences* **114**, 11350 (2017).
 - [62] S. Makarchuk, V. C. Braz, N. A. M. Araújo, L. Ciric, and G. Volpe, *Nature Communications* **10**, 4110 (2019).
 - [63] H. Khalilian and H. Fazli, *The Journal of Chemical Physics* **145**, 164909 (2016).
 - [64] S. Nilsson and G. Volpe, *New Journal of Physics* **19**, 115008 (2017).
 - [65] C. D. Paul, P. Mistriotis, and K. Konstantopoulos, *Nature Reviews Cancer* **17**, 131 (2016).
 - [66] D. E. Pinto, G. Erdemci-Tandogan, M. L. Manning, and N. A. Araújo, *Biophysical Journal* **119**, 2299 (2020).
 - [67] C. S. Dias, C. A. Custódio, G. C. Antunes, M. M. T. da Gama, J. F. Mano, and N. A. M. Araújo, *ACS Ap-*

- plied Materials & Interfaces **12**, 48321 (2020).
- [68] D.-L. Pagès, E. Dornier, J. De Seze, L. Wang, R. Luan, J. Cartry, C. Canet-Jourdan, J. Raingeaud, R. Voiturez, M. Coppey, M. Piel, and F. Jaulin, bioRxiv (2020), 10.1101/2020.05.28.106203.
- [69] H. P. M. Melo, F. R. Maia, A. S. Nunes, R. L. Reis, J. M. Oliveira, and N. A. M. Araújo, Scientific Reports **11**, 19894 (2021).