

Heat Current in Non-Markovian Open Systems

Ruofan Chen¹

¹College of Physics and Electronic Engineering, and Center for Computational Sciences, Sichuan Normal University, Chengdu 610068, China
(Dated: July 5, 2022)

We generalize time-evolving matrix product operators method to nonequilibrium quantum transport problems. The nonequilibrium current is obtained via numerical differentiation of the generating functional which is represented as tensor network. The approach is numerically exact and the non-Markovian effects are fully taken into account. In transport process, a part of the heat flows out from a bath flows into the system and other baths, and the rest is stored in the system-bath coupling term. We take the spin-boson model as demonstration to show the details of this heat flowing and the establishment of steady current between two baths.

I. INTRODUCTION

Quantum transport at nanoscale has attracted both theoretical and experimental interests for a long time due to the need in device application [1–7]. The quantum effects in low dimensional systems often results in interesting behaviors. For examples, the rectification of heat transfer in nanodevices can be realized by system structural asymmetry [8] and the negative differential thermal conductance can show up with certain conditions [9, 10].

Beyond the standard linear response approach, exact analytical results are rare for nonequilibrium quantum transport problem, thus there is clearly a considerable need for numerically exact methods. The path integral formalism is one of the most suitable approaches to study the open systems. For a system linearly coupled bosonic baths, the dynamics of the system can be described by Feynman-Vernon path integral formalism [11–13].

In order to be numerically evaluated, the path integral can be discretized via the so-called quasi-adiabatic propagator path integral (QUAPI) method [14–16]. Based on QUAPI, an iterative tensor multiplication scheme for open system dynamics is proposed [15, 17]. The QUAPI method is numerically exact and fully takes non-Markovian effects into account, therefore it has been widely used to investigate reduced dynamics of dissipative system [18–23]. Such iterative tensor multiplication scheme is also generalized to fermionic environments [24–27] and the corresponding quantum transport problem [28–31].

The major disadvantage of iterative tensor multiplication scheme mentioned above is that the computational cost scales exponentially with correlation length in path integral and the size of the system Hilbert space. Therefore in practical calculation one often encounter memory problem. Recently, it is shown that the QUAPI tensor multiplication scheme can be represented in terms of matrix product state (MPS) and matrix product operator (MPO) [32, 33]. Then the iterative process is amenable to standard MPS compression algorithm and the computational cost scaling becomes polynomially. This algorithm is called time-evolving matrix product operators (TEMPO) method.

The QUAPI and TEMPO method can be naturally generalized to evaluate the system correlation function [20, 34], and to the situation where multiple baths are in the presence [33]. In addition, using generating functional technique the bath dy-

namics can be related to the system correlation function [35].

In this article, we generalize TEMPO method to nonequilibrium quantum transport problem. The nonequilibrium current can be obtained via differentiation of the generating functional. Unlike what is done in Ref. [35], where the differentiation of generating functional is handled analytically and then the bath dynamics is formulated as an integral over system correlation function, we directly evaluate the differentiation numerically as in Refs. [28–31].

The generating functional is represented as a real-time path integral in Keldysh formalism, and numerically evaluated as tensor network via QUAPI and TEMPO method. It should be noted that the auxiliary variable in generating functional should be handled consistently as the system variable in QUAPI scheme, i.e., it should be treated as a path segment rather than a single variable. The corresponding details refer to Sec. IV.

When system and bath are coupled, there is amount of energy stored in the coupling term. Therefore the heat flows out from a bath not only flows into the system and other baths, but is also stored in the system-bath coupling term. This part of energy may be referred as interaction energy. We use the spin-boson model to demonstrate the details of such heat flowing and the establishment of steady current between two baths.

This article is organized as follows. The detail of the model is given in Sec. II. The path integral formalism is given in Sec. III, and an introduction of QUAPI and TEMPO scheme used in this article are given in Sec. IV and V. The simulations of spin-boson model with single and two baths are given in Sec. VI and VII, respectively. Finally Sec. VIII gives conclusions.

II. MODEL

Here we consider a system plus multiple bath model. The Hamiltonian is

$$H = H_d + \sum_{\alpha} (H_{\alpha} + H_{d\alpha}), \quad (1)$$

where H_d is the system Hamiltonian and H_{α} is the Hamiltonian of α th bath which is described by a collection of harmonic oscillators as

$$H_{\alpha} = \sum_k \omega_{\alpha k} b_{\alpha k}^{\dagger} b_{\alpha k}. \quad (2)$$

Here $b_{\alpha k}^\dagger$ ($b_{\alpha k}$) creates (annihilates) a boson of state k in α th bath with frequency $\omega_{\alpha k}$. The coupling between the system and α th bath is given by

$$H_{d\alpha} = s_\alpha \sum_k V_{\alpha k} (b_{\alpha k} + b_{\alpha k}^\dagger), \quad (3)$$

where s_α is a system quantum number which couples to boson of state k in α th bath with strength $V_{\alpha k}$. The α th bath is characterized by a spectral function

$$J_\alpha(\omega) = \sum_k V_{\alpha k}^2 \delta(\omega - \omega_{\alpha k}). \quad (4)$$

We consider Ohmic spectral functions for which

$$J_\alpha(\omega) = \lambda_\alpha \omega e^{-\omega/\omega_c}, \quad (5)$$

where λ_α is the coupling strength parameter and ω_c is the cutoff frequency of the bath. For simplicity, the cutoff frequency is set to $\omega_c = 3.5$ for all baths throughout this article.

We assume that at initial time $t = 0$ the total density matrix is separable into system and baths for which

$$\rho(0) = \rho_d(0) \prod_\alpha \rho_\alpha, \quad (6)$$

where $\rho_d(0)$ is the initial system density matrix and the α th bath is in thermal equilibrium for which its initial density matrix is

$$\rho_\alpha = e^{-H_\alpha/T_\alpha}. \quad (7)$$

Here T_α is the temperature of α th bath, in this article we set $\hbar = k_B = 1$.

The heat current flows out from the α th bath at time t is defined as the opposite of the energy change rate for which

$$I_\alpha(t) = -\langle \dot{H}_\alpha(t) \rangle = -i \langle [H, H_\alpha(t)] \rangle. \quad (8)$$

It is easy to obtain that

$$I_\alpha(t) = i \sum_k V_{\alpha k} \omega_{\alpha k} \langle s_\alpha(t) [b_{\alpha k}(t) - b_{\alpha k}^\dagger(t)] \rangle. \quad (9)$$

The system quantum number s_α commutes with the bath operators $b_{\alpha k}$ and $b_{\alpha k}^\dagger$, therefore the above expression can be written as

$$I_\alpha(t) = -2 \text{Im} \sum_k V_{\alpha k} \omega_{\alpha k} \langle s_\alpha(t) b_{\alpha k}(t) \rangle. \quad (10)$$

The total density matrix $\rho(t)$ evolves according to the Von Neumann equation which gives a formal solution for which

$$\rho(t) = e^{-iHt} \rho(0) e^{iHt}. \quad (11)$$

The reduced density matrix $\rho_d(t)$ is obtained via tracing out the whole environment from total density matrix $\rho_d(t) = \text{Tr}_E[\rho(t)]$. The knowledge of reduced density matrix $\rho_d(t)$

allows us to calculate the expectation value of any system operator $f(t)$ via

$$\langle f(t) \rangle = \frac{\text{Tr}_d[\rho_d(t)f]}{\text{Tr}_d[\rho_d(t)]}, \quad (12)$$

where Tr_d means the trace over the system. However, to evaluate the current formula (10) we need to calculate the quantity $\langle s_\alpha(t) b_{\alpha k}(t) \rangle$ which involves bath operator $b_{\alpha k}(t)$. In order to handle such operator, we define a reduced density matrix with a source term as

$$\rho_d^{\xi_\alpha}(t) = \text{Tr}_E[\rho(t) e^{\xi_\alpha \sum_k V_{\alpha k} \omega_{\alpha k} b_{\alpha k}}]. \quad (13)$$

This $\rho_d^{\xi_\alpha}(t)$ may be referred as generating functional in path integral formalism, which shall be discussed in the following section. Note that $\rho_d^{\xi_\alpha}(t)$ reduces to $\rho_d(t)$ when $\xi_\alpha = 0$. Then via differentiation with respect to ξ_α we have

$$\sum_k V_{\alpha k} \omega_{\alpha k} \langle s_\alpha b_{\alpha k} \rangle = \frac{1}{\text{Tr}_d[\rho_d(t)]} \text{Tr}_d \left[\frac{\delta \rho_d^{\xi_\alpha}(t)}{\delta \xi_\alpha} s_\alpha \right] \Bigg|_{\xi_\alpha=0}. \quad (14)$$

Then the current formula (10) can be evaluated numerically with a finite but small ξ_α for which

$$I_\alpha(t) = -2 \text{Im} \frac{1}{\text{Tr}_d[\rho_d(t)]} \text{Tr}_d \left[\frac{\rho_d^{\xi_\alpha}(t) - \rho_d(t)}{\xi_\alpha} s_\alpha \right]. \quad (15)$$

The total heat $Q_\alpha(t)$ flows out from the α th bath at time t is given by the time integral of the heat current as

$$Q_\alpha(t) = \int_0^t I_\alpha(t') dt'. \quad (16)$$

A part of this heat flows into the system and other baths, and the rest is stored in coupling term which may be referred as interaction energy. We denote the system energy change at time t as

$$E(t) = \langle H_d(t) \rangle - \langle H_d(0) \rangle = \text{Tr}_d[\rho_d(t) H_d - \rho_d(0) H_d], \quad (17)$$

and the interaction energy between the system and α th bath at time t as

$$W_\alpha(t) = \langle H_{d\alpha}(t) \rangle = 2 \text{Re} \sum_k V_{\alpha k} \langle s_\alpha(t) b_{\alpha k}(t) \rangle. \quad (18)$$

Since at time $t = 0$ the total density matrix (6) is in product state, we have $\langle H_{d\alpha}(0) \rangle = 0$ and the quantity $W_\alpha(t)$ defined here is in fact interaction energy change $\langle H_{d\alpha}(t) \rangle - \langle H_{d\alpha}(0) \rangle$.

Similarly, we can define another reduced density matrix with source term as

$$\rho_d^{\chi_\alpha}(t) = \text{Tr}_E[\rho(t) e^{\chi_\alpha \sum_k V_{\alpha k} b_{\alpha k}}], \quad (19)$$

and a numerical differentiation with a small χ_α yields

$$W_\alpha(t) = 2 \text{Re} \frac{1}{\text{Tr}_d[\rho_d(t)]} \text{Tr}_d \left[\frac{\rho_d^{\chi_\alpha}(t) - \rho_d(t)}{\chi_\alpha} s_\alpha \right]. \quad (20)$$

In this article, we set $\xi_\alpha = \chi_\alpha = 10^{-3}$, and the error due to numerical differentiation should be at order of $O(10^{-3})$ since $[(e^x - 1)/x - 1] = O(x)$.

The energy conservation is expressed by $Q(t)$, $E(t)$ and $W(t)$ as

$$\sum_{\alpha} Q_{\alpha}(t) = E(t) + \sum_{\alpha} W_{\alpha}(t), \quad (21)$$

or be expressed by the corresponding time derivatives as

$$\sum_{\alpha} I_{\alpha}(t) = \dot{E}(t) + \sum_{\alpha} \dot{W}(t). \quad (22)$$

The energy conservation is numerically fulfilled for the algorithm described in this article.

III. PATH INTEGRAL FORMALISM

Now we want to express $\rho_d(t)$ and $\rho_d^{\xi_\alpha}(t)$ in path integral representation. The bath can be described by boson coherent states [36, 37] which is defined as the eigenstate of $b_{\alpha k}$ that

$$b_{\alpha k} |\varphi_{\alpha}\rangle = \varphi_{\alpha k} |\varphi_{\alpha}\rangle, \quad \langle \varphi_{\alpha} | b_{\alpha k}^{\dagger} = \langle \varphi_{\alpha} | \bar{\varphi}_{\alpha k}, \quad (23)$$

where $\varphi_{\alpha k}$ is a complex number and $\bar{\varphi}_{\alpha k}$ is its complex conjugate. The identity operator in Hilbert space of α th bath can be expressed in terms of coherent states as

$$\int \left[\prod_k \frac{d\bar{\varphi}_{\alpha k} d\varphi_{\alpha k}}{2\pi i} e^{-\bar{\varphi}_{\alpha k} \varphi_{\alpha k}} \right] |\varphi_{\alpha}\rangle \langle \varphi_{\alpha}|, \quad (24)$$

and accordingly the trace over the degrees of freedom of α th bath can be written as

$$\text{Tr}_{\alpha}[\dots] = \int \left[\prod_k \frac{d\bar{\varphi}_{\alpha k} d\varphi_{\alpha k}}{2\pi i} e^{-\bar{\varphi}_{\alpha k} \varphi_{\alpha k}} \right] \langle \varphi_{\alpha} | \dots | \varphi_{\alpha} \rangle. \quad (25)$$

Suppose states $|s\rangle$ spans the Hilbert space of the system, i.e., $\sum_s |s\rangle \langle s|$ is the identity operator in system Hilbert space, then the trace over the system can be expressed as

$$\text{Tr}_d[\dots] = \sum_s \langle s | \dots | s \rangle. \quad (26)$$

Denote

$$D[\bar{\varphi}\varphi] = \prod_{\alpha k} \frac{d\bar{\varphi}_{\alpha k} d\varphi_{\alpha k}}{2\pi i}, \quad e^{-\bar{\varphi}\varphi} = \prod_{\alpha k} e^{-\bar{\varphi}_{\alpha k} \varphi_{\alpha k}}, \quad (27)$$

and $|\phi\rangle = \prod_{\alpha} |\varphi_{\alpha}\rangle$, then the identity operator in whole Hilbert space can be written as

$$1 = \sum_s \int D[\bar{\varphi}\varphi] e^{-\bar{\varphi}\varphi} |s\varphi\rangle \langle s\varphi|, \quad (28)$$

and accordingly the matrix element of reduced density matrix $\rho_d(t)$ is

$$\langle s' | \rho_d(t) | s'' \rangle = \int D[\bar{\varphi}\varphi] e^{-\bar{\varphi}\varphi} \langle s' \varphi | \rho(t) | s'' \varphi \rangle. \quad (29)$$

Splitting the evolution time into N steps that $\delta t = t/N$ with $N \rightarrow \infty$ yields

$$\rho(t) = e^{-iH\delta t} \dots e^{-iH\delta t} \rho(0) e^{iH\delta t} \dots e^{iH\delta t}. \quad (30)$$

We insert the identity operator (28) between every time step, and label the time steps starting from $\rho(0)$ to the leftmost as (t_0^+, \dots, t_N^+) and the steps to the rightmost as (t_0^-, \dots, t_N^-) . Due to the cyclic property

$$\langle f(t) \rangle = \text{Tr}[e^{-iHt} \rho(0) e^{iHt} f] = \text{Tr}[e^{iHt} f e^{-iHt} \rho(0)], \quad (31)$$

we can think the evolution starts from time 0 then experiences an evolution e^{-iHt} , and after a measurement of f return back to time 0 by a backward evolution e^{iHt} . Therefore the set of time steps $(t_0^+, \dots, t_{N-1}^+, t_N^+, t_N^-, t_{N-1}^-, \dots, t_0^-)$ forms a closed time contour \mathcal{C} shown in Fig. 1, which is usually referred as Keldysh contour [4, 38–40]. The path from t_0^+ to t_N^+ corresponds the forward evolution operator e^{-iHt} and thus we call it forward branch. Correspondingly, we call the path from t_N^- to t_0^- the backward branch.

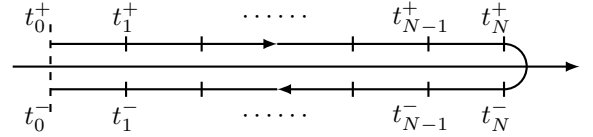


FIG. 1. The closed time contour \mathcal{C} . The upper is forward branch and the lower is backward branch.

On the contour we can define free bath Green's functions. If t' succeeds t'' on the contour then we denote it by $t' \succ t''$. With this ordering the free bath Green's function on the contour \mathcal{C} is defined as

$$iG_{\alpha k}(t', t'') = \langle T_{\mathcal{C}} b_{\alpha k}(t') b_{\alpha k}^{\dagger}(t'') \rangle_0, \quad (32)$$

where $T_{\mathcal{C}}$ is the contour ordered operator. To be specific,

$$iG_{\alpha k}(t', t'') = \begin{cases} \langle b_{\alpha k}(t') b_{\alpha k}^{\dagger}(t'') \rangle_0, & t' \succ t''; \\ \langle b_{\alpha k}^{\dagger}(t'') b_{\alpha k}(t') \rangle_0, & t'' \succ t'; \end{cases} \quad (33)$$

Here $\langle \dots \rangle_0$ means the expectation value in the free bath.

Relabeling $s' = s(t_N^+) = s_N^+$ and $s'' = s(t_N^-) = s_N^-$, then the set $s(t_0^+), \dots, s(t_N^+), s(t_N^-), \dots, s(t_0^-)$ forms a path of s on the contour \mathcal{C} . Following the standard procedures [11, 12, 36, 41], the reduced density matrix can be presented as a path integral as

$$\rho_d(s_N^{\pm}) = \int \mathcal{D}[s] \int \mathcal{D}[\varphi] e^{iS[s, \varphi]}, \quad (34)$$

where S is the corresponding action, and the integral indicates the summation over all possible path on the contour \mathcal{C} with boundary condition $s(t_N^+) = s'$ and $s(t_N^-) = s''$. For linear dissipative system like our model, the path integration over φ can be performed analytically which yields

$$\rho_d(s_N^{\pm}) = \left(\prod_{\alpha} Z_{\alpha}^{(0)} \right) \int \mathcal{D}[s] K[s] F[s], \quad (35)$$

where $Z_\alpha^{(0)}$ is the free partition function of the α th bath and $K[s]$ is the propagator of the bare system. The term $F[s]$ is the total influence functional which is the production of influence functional of each bath $F_\alpha[s]$ for which

$$F[s] = \prod_\alpha F_\alpha[s]. \quad (36)$$

The quantity $F_\alpha[s]$ is the Feynman-Vernon influence functional for which

$$F_\alpha[s] = e^{-\int_C dt' \int_C dt'' s_\alpha(t') \Delta_\alpha(t', t'') s_\alpha(t'')}, \quad (37)$$

where

$$\Delta_\alpha(t', t'') = i \sum_k V_{\alpha k}^2 G_{\alpha k}(t', t''). \quad (38)$$

In path integral formalism, the generating functional $\rho_d^{\xi_\alpha}(s_N^\pm)$ can be expressed as

$$\rho_d^{\xi_\alpha}(s_N^\pm) = \left(\prod_\alpha Z_\alpha^{(0)} \right) \int \mathcal{D}[s] K[s] F[s] X_{\xi_\alpha}[s], \quad (39)$$

where

$$X_{\xi_\alpha}[s] = e^{-i\xi_\alpha \int_C dt' s(t') \Gamma_\alpha(t', t_N^-) s(t_N^-)} \quad (40)$$

with

$$\Gamma_\alpha(t', t'') = i \sum_k V_{\alpha k}^2 \omega_{\alpha k} G_{\alpha k}(t', t''). \quad (41)$$

Similarly, the generating functional $\rho_d^{\chi_\alpha}(s_N^\pm)$ can be expressed as

$$\rho_d^{\chi_\alpha}(s_N^\pm) = \left(\prod_\alpha Z_\alpha^{(0)} \right) \int \mathcal{D}[s] K[s] F[s] Y_{\chi_\alpha}[s], \quad (42)$$

where

$$Y_{\chi_\alpha}[s] = e^{-i\chi_\alpha \int_C dt' s(t') \Lambda(t', t_N^-) s(t_N^-)} \quad (43)$$

with

$$\Lambda(t', t'') = i \sum_k V_{\alpha k}^2 G_{\alpha k}(t', t''). \quad (44)$$

IV. QUASI-ADIABATIC PROPAGATOR PATH INTEGRAL METHOD

To be evaluated numerically, the path integral formalism (37), (40) and (43) must be discretized. It should be noted that directly employing finite δt may cause large deviation from correct result, therefore an improved discretization scheme, which is called quasi-adiabatic propagator path integral (QUAPI) method [14–16], need to be adopted.

The Feynman-Vernon influence functional (45) can be written in a more specific form as [11–13]

$$F_\alpha[s^\pm(t)] = \exp \left[- \int_0^t dt' \int_0^{t'} dt'' [s_\alpha^+(t') - s_\alpha^-(t')] [C_\alpha(t' - t'') s_\alpha^+(t'') - C_\alpha^*(t' - t'') s_\alpha^-(t'')] \right], \quad (45)$$

where $C_\alpha(t)$ is the autocorrelation function of α th bath for which

$$C_\alpha(t) = \int J_\alpha(\omega) \left[\coth \left(\frac{\omega}{2T_\alpha} \right) \cos \omega t - i \sin \omega t \right]. \quad (46)$$

After the discretization, the double integrals in exponential becomes a double summation as

$$F_\alpha[s] = e^{-\sum_{j=0}^N \sum_{k=0}^j (s_{\alpha j}^+ - s_{\alpha j}^-) (\eta_{jk} s_{\alpha k}^+ - \eta_{jk}^* s_{\alpha k}^-)}. \quad (47)$$

Here the path $s_\alpha^\pm(t)$ is split into intervals of equal duration for which $s_\alpha^\pm(t) = s_{\alpha j}^\pm$ for $(j - \frac{1}{2})\delta t < t < (j + \frac{1}{2})\delta t$. In this case we have for $j \neq k$

$$\eta_{jk} = \int_{(j-\frac{1}{2})\delta t}^{(j+\frac{1}{2})\delta t} dt' \int_{(k-\frac{1}{2})\delta t}^{(k+\frac{1}{2})\delta t} dt'' C_\alpha(t' - t''), \quad (48)$$

and for $j = k$

$$\eta_{jj} = \int_{(j-\frac{1}{2})\delta t}^{(j+\frac{1}{2})\delta t} dt' \int_{(j-\frac{1}{2})\delta t}^{t'} dt'' C_\alpha(t' - t''). \quad (49)$$

Similarly, the source term $X_{\xi_\alpha}[s]$ can be written in a specific form as

$$X_{\xi_\alpha}[s] = e^{-i\xi_\alpha \int_0^t dt' [s^+(t') \Gamma_\alpha^{+-}(t' - t) - s^-(t') \Gamma_\alpha^{-+}(t' - t)]}, \quad (50)$$

where $[n_\alpha(\omega) = (e^{\omega/T_\alpha} - 1)^{-1}]$ is the Bose-Einstein distribution function

$$\Gamma_\alpha^{+-}(t) = \int \omega J(\omega) n_\alpha(\omega) e^{-i\omega t} d\omega, \quad (51)$$

and

$$\Gamma_\alpha^{-+}(t) = \int \omega J(\omega) [1 + n_\alpha(\omega)] e^{-i\omega t} d\omega. \quad (52)$$

The source term $X_{\xi_\alpha}[s]$ should also be discretized via QUAPI scheme. However, it should be emphasized that although the variable ξ_α is only at a single time step t_N^- , it in fact corresponds to the path segment s_N^- . Therefore we need to replace it by a segment as

$$\xi_\alpha \rightarrow \frac{1}{\delta t} \int_{(N-\frac{1}{2})\delta t}^{(N+\frac{1}{2})\delta t} \xi_\alpha(t') dt' \quad (53)$$

with $\xi_\alpha(t') = \xi_\alpha$. Therefore after the discretization, we have

$$X_{\xi_\alpha}[s] = e^{-i\xi_\alpha \sum_{j=0}^N [s_j^+ \zeta_{jN}^{+-} - s_j^- \zeta_{jN}^{-+}]}, \quad (54)$$

where for $j \neq N$

$$\zeta_{jN}^{+-} = \frac{1}{\delta t} \int_{(N-\frac{1}{2})\delta t}^{(N+\frac{1}{2})\delta t} dt' \int_{(j-\frac{1}{2})\delta t}^{(j+\frac{1}{2})\delta t} dt'' \Gamma_\alpha^{+-}(t'' - t'), \quad (55)$$

and for $j = N$

$$\zeta_{NN}^{+-} = \frac{1}{\delta t} \int_{(N-\frac{1}{2})\delta t}^{(N+\frac{1}{2})\delta t} dt' \int_{(N-\frac{1}{2})\delta t}^{t'} dt'' \Gamma_\alpha^{+-}(t'' - t'). \quad (56)$$

The discretization scheme for ζ_{jN}^{-+} is the same.

The discretization scheme for $Y_{\chi_\alpha}[s]$ is same to what described above for $X_{\xi_\alpha}[s]$.

V. TIME-EVOLVING MATRIX PRODUCT OPERATORS

The Feynman-Vernon influence functional (45) is nonlocal in time, and the nonlocality is characterized by the autocorrelation function (46), which corresponds to η_{jk} in formula (47) after the discretization. For ohmic spectral function, it is shown that [13] in the limit $T_\alpha \rightarrow \infty$ the real part of autocorrelation function behaves as the delta function $\delta(t)$ and its imaginary part behaves as $\delta'(t)$. In this case, the autocorrelation function is local in time and the dynamics is just Markovian. At finite temperature, the autocorrelation function becomes nonlocal but the nonlocality is finite even at low or zero temperature [15, 17].

The finite nonlocality means that η_{jk} can be truncated when $|j - k|$ is larger than a certain positive integer N_s . Based on such property, a numerically exact iterative tensor multiplication scheme based on QUAPI for long time dynamics of quantum dissipative systems is proposed [15, 17]. A graphical illustration of the autocorrelation function $C_\alpha(t)$ is shown in Fig. 2 with parameters $\lambda = 0.08$ at temperature $T_\alpha = 1$ and $T_\alpha = 10$. It can be seen that at time ± 4 the value $C_\alpha(t)$ already becomes very small, and thus the nonlocal interactions that arise from $C_\alpha(t)$ can be neglected when $|t| > 4$.

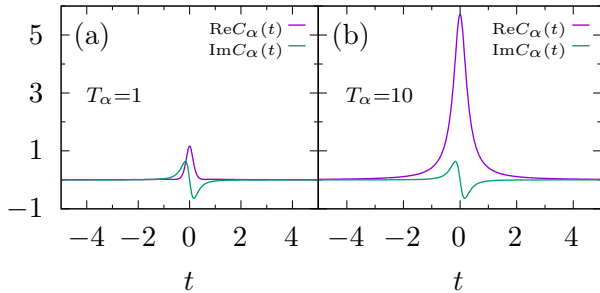


FIG. 2. Autocorrelation function $C_\alpha(t)$ with $\lambda = 0.08$ and $\omega_c = 3.5$ at temperature (a) $T_\alpha = 1$ and (b) $T_\alpha = 10$.

The nonlocal interactions that arise from $\Gamma_\alpha^{+-}(t)$ and $\Gamma_\alpha^{-+}(t)$ also have finite range. A graphical illustration of these two functions is given in Fig. 3 for two temperatures. It can be seen that $\Gamma_\alpha^{+-}(t)$ is small at lower temperature $T_\alpha = 1$, this is because $n_\alpha(\omega)$ is much smaller than that at high temperature $T_\alpha = 10$. At time ± 4 , functions $\Gamma_\alpha^{+-}(t)$ and $\Gamma_\alpha^{-+}(t)$ already becomes small.

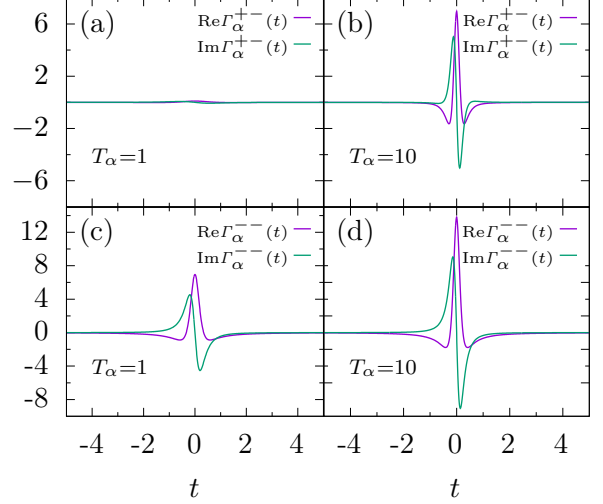


FIG. 3. Functions $\Gamma_\alpha^{+-}(t)$ and $\Gamma_\alpha^{-+}(t)$ with $\lambda = 0.08$ and $\omega_c = 3.5$ at $T_\alpha = 0.1$ and $T_\alpha = 10$.

In original QUAPI algorithm, the computational cost scales exponentially with N_s . Typical simulations of QUAPI are restricted to $N_s < 20$ [21, 42], and in fact when N_s is greater than 10 it becomes already time consuming. In order to cover the nonlocality, we need $N_s \delta t \geq 4$. In many cases, time interval δt need to be not less than 0.25 which is fairly large.

Recently, it is shown that the QUAPI tensor multiplication scheme can be represented in terms of matrix product states (MPS) and matrix product operator (MPO) [32, 33]. Then iterative process is amenable to standard MPS compression algorithm, thus the computational cost scaling becomes polynomially with N_s which allows much larger N_s . Such new algorithm is called time-evolving matrix product operators (TEMPO). The compression is achieved by performing singular value decomposition on each tensor in MPS and dispensing components with singular value below a threshold value. In this article, the threshold value is relative magnitude less than 10^{-8} .

We construct the tensor $K[s]F[s]$ as MPS using TEMPO method and naturally represent tensors $X_{\xi_\alpha}[s]$ and $Y_{\chi_\alpha}[s]$ as MPO, then formula (35), (39) and (42) can be easily evaluated. We set time interval $\delta t = 0.02$ and the truncation parameter $N_s = 200$, then $N_s \delta t = 4$ is enough to cover the nonlocality.

VI. SPIN-BOSON MODEL WITH SINGLE BATH

When evolution begins, system and bath starts to correlate and interaction energy arises. Let us first consider a spin-boson model with single bath to demonstrate the details of this process.

The system Hamiltonian is

$$H_d = \frac{1}{2}\sigma_x, \quad (57)$$

and the bath Hamiltonian and the coupling term are

$$H_B = \sum_k \omega_k b_k^\dagger, \quad H_{dB} = \sigma_z \sum_k V_k (b_k^\dagger + b_k). \quad (58)$$

We set the spin to the z direction at the initial time $t = 0$ for which

$$\rho_d(0) = \begin{pmatrix} 1 & 0 \\ 0 & 0 \end{pmatrix}, \quad \langle \sigma_z(0) \rangle = 1, \quad \langle \sigma_x(0) \rangle = 0. \quad (59)$$

There is only single bath, and thus the heat flows out from the bath flows into the system and system-bath coupling term. The directly evaluated quantities are the heat current out from the bath $I(t)$, the system energy $E(t)$ and the interaction energy $W(t)$. The total heat flows out from the bath is simply calculated numerically as $Q(t) = \sum_{i=0}^N I(t_i)\delta t$, and the change per unit time of the system energy is also evaluated simply as $\dot{E}(t_i) = [E(t_{i+1}) - E(t_i)]/\delta t$. The quantity $\dot{W}(t)$ is evaluated in same way.

Set the system-bath coupling strength $\lambda = 0.1$, the heat current $I(t)$, along with time derivate quantities $\dot{E}(t), \dot{W}(t)$ at bath temperature $T = 1$ and $T = 10$ are shown in Fig. 4. The heat flows out from bath $Q(t)$, the system energy $E(t)$ and the interaction energy $W(t)$ are shown in Fig. 5.

It can be seen from Fig. 4 that at the beginning of the evolution, the current $I(t)$ and the quantity $\dot{W}(t)$ are both negative and their value are close. They reach a minimum soon, then tends to zero when approaching steady state. The magnitude of both $I(t)$ and $\dot{W}(t)$ is much larger than $\dot{E}(t)$, this means that the major energy change is not the heat transfer between system and bath but the interaction energy change due to the correlation of system and bath. In asymptotic limit, transport quantities $I(t), \dot{E}(t)$ and $\dot{W}(t)$ all tends to zero, as they should be.

The system energy is just $E(t) = \frac{1}{2} \langle \sigma_x(t) \rangle$, and it tends to a negative value asymptotically at lower temperature $T = 1$, as shown in Fig. 5(a). In this case, the energy flows out from the system becomes interaction energy and heat in bath. Due to this amount of energy transfer, $\dot{W}(t)$ is slightly larger than $I(t)$, as shown in Fig. 4(a). At high temperature $T = 10$, the asymptotic value of $E(t)$ is close to zero [Fig. 5(b)], and therefore there is not much energy flows out from the system. In this case, $\dot{W}(t)$ and $I(t)$ almost coincide, as shown in Fig. 4(b).

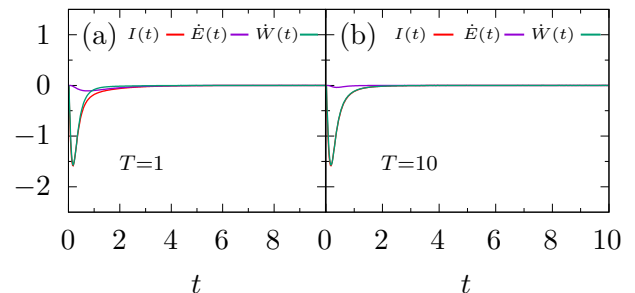


FIG. 4. The current $I(t)$ and time derivatives $\dot{E}(t)$ and $\dot{W}(t)$ with coupling strength $\lambda = 0.1$ at temperature (a) $T = 1$ and (b) $T = 10$.

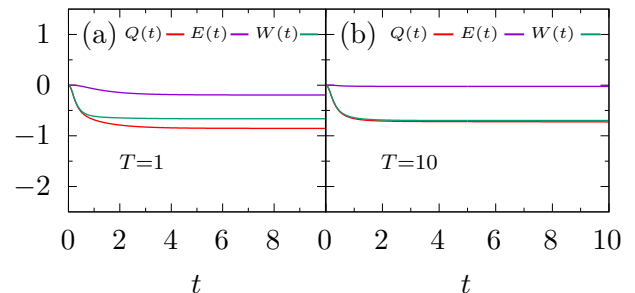


FIG. 5. The heat flows out from bath $Q(t)$, the system energy $E(t)$ and interaction energy $W(t)$ with coupling strength $\lambda = 0.1$ at temperature (a) $T = 1$ and (b) $T = 10$.

VII. SPIN-BOSON MODEL WITH TWO BATHS

Obviously, there is no steady current with single bath, thus it can be hardly called a transport problem. Now we consider a spin-boson model with two baths, in which the steady current exists when two baths are at different temperature. Let us label two bath as 1st and 2nd. Correspondingly, the heat currents flow out from the bath are denoted as $I_1(t)$ and $I_2(t)$, and the interaction energies are denoted as $W_1(t)$ and $W_2(t)$, respectively.

We first consider two baths are at different temperature for which the 1st bath is at high temperature $T_1 = 10$ and 2nd bath is at lower temperature $T_2 = 1$. The coupling strengths between both baths are the same that $\lambda_1 = \lambda_2 = 0.1$. The results are shown in Fig. 6.

We denote steady state quantities as their asymptotic limit

$$\dot{E}, \dot{W}_1, \dot{W}_2, I_1, I_2 = \lim_{t \rightarrow \infty} \dot{E}(t), \dot{W}_1(t), \dot{W}_2(t), I_1(t), I_2(t). \quad (60)$$

In steady state, the system energy remains constant and correspondingly $\dot{E} = 0$, therefore $E(t)$ and $\dot{E}(t)$ are not shown in the figure. It can be seen that in steady state, the interaction energies $W_1(t)$ and $W_2(t)$ are constant [shown in Fig. 6(d)] and correspondingly $\dot{W}_1 = \dot{W}_2 = 0$ [shown in Fig. 6(b)]. In this case, the heat flows out from one bath all flows into another bath, which indicates steady heat current between two baths is established.

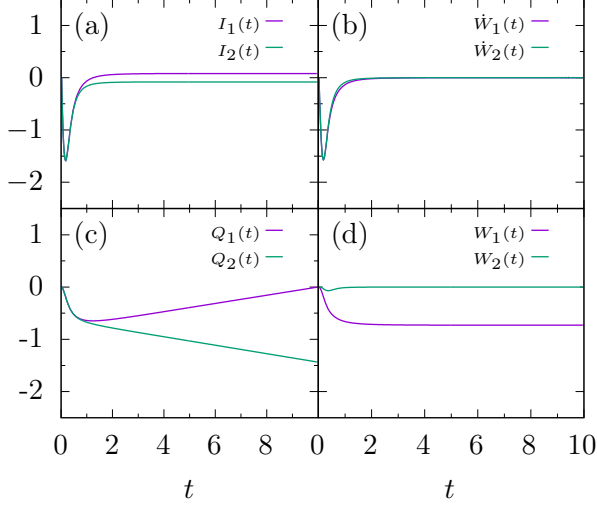


FIG. 6. Nonequilibrium transport process in two baths spin-boson model with same coupling strength $\lambda_1 = \lambda_2 = 0.1$ but at different temperatures $T_1 = 10$ and $T_2 = 1$.

Figure 6(a) shows that in I_1 is positive while I_2 is negative. This means that in steady state the heat flows out from 1st bath to 2nd bath, i.e., flows from bath of higher temperature to bath of lower temperature. We can also see in Fig. 6(a) that $I_1 + I_2 = 0$, which expresses the energy conservation in steady state, is numerically fulfilled.

Because the existence of steady heat current, the total heat flows out from baths $Q(t)$ would not become constant, which can be seen from Fig. 6(c). At the beginning, both $Q_1(t)$ and $Q_2(t)$ are negative, this is because that interaction energy and system energy flow into baths. When steady state is established, $Q_1(t)$ increases linearly with time and eventually becomes positive, while $Q_2(t)$ decreases linearly.

Figure 7 shows the results when two bath are at same temperature but with different coupling strengths. The parameters are $\lambda_1 = 0.1$, $\lambda_2 = 0.01$ and $T_1 = T_2 = 0.1$. In this case, λ_1 is much larger than λ_2 , and thus at beginning the magnitude of $I_1(t)$ and $\dot{W}_1(t)$ are much larger than that of $I_2(t)$ and $\dot{W}_2(t)$ since much more energy can be extracted from $W_1(t)$. When arriving at steady state, both $I_1(t)$ and $I_2(t)$ tends to zero which shows that no steady current exists between two baths at same temperature.

In quantum transport problem with two baths, the observable of interesting is often the symmetrized current

$$I(t) = \frac{1}{2}[I_1(t) - I_2(t)]. \quad (61)$$

The steady state current is denoted as $I = \lim_{t \rightarrow \infty} I(t)$.

The steady current is determined by the temperature bias between two baths. For convenience, we denote $T = T_2$ as base temperature and $\Delta T = T_1 - T_2$ as temperature bias. Set the coupling strengths $\lambda_1 = \lambda_2 = 0.1$ and base temperature $T = 1$, the symmetrized heat currents with respect to time with $\Delta T = 10$ and $\Delta T = 1$ are shown in Fig. 8. It is clear that high temperature bias $\Delta T = 10$ induces much larger cur-

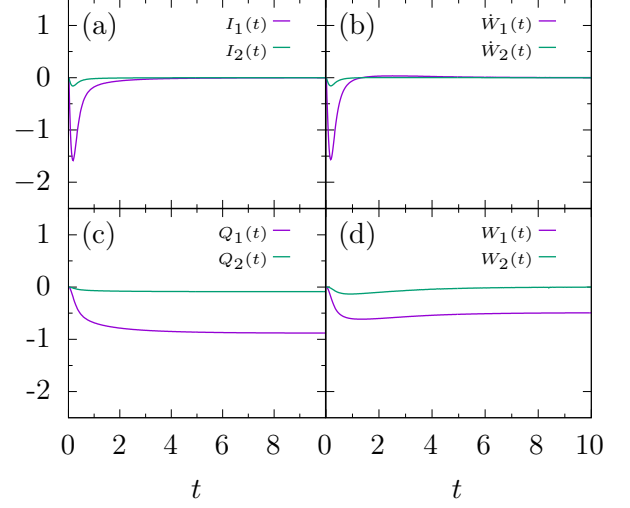


FIG. 7. Nonequilibrium transport process in spin-boson model with two baths at same temperature $T_1 = T_2 = 1$ but with different coupling strengths $\lambda_1 = 0.1$ and $\lambda_2 = 0.01$.

rent that by $\Delta T = 1$.

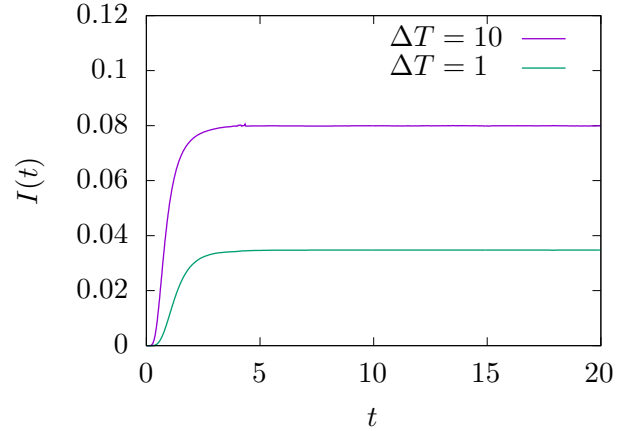


FIG. 8. The symmetrized current $I(t) = \frac{1}{2}[I_1(t) - I_2(t)]$ with temperature bias $\Delta T = 10$ and $\Delta T = 1$. The coupling strengths are $\lambda_1 = \lambda_2 = 0.1$ and the base temperature $T = 1$.

The steady currents with respect to $\Delta T/T$ beyond linear response regime with base temperature $T = 1$ and $T = 2$ are shown in Fig. 9. In slightly nonequilibrium situation, i.e., linear response regime, the steady heat current is thought proportional to $\Delta T/T$. It can be seen that it is indeed the case when $\Delta T/T$ is small, while when $\Delta T/T$ becomes larger the linear response approximation fails. The magnitude of I will saturate when $\Delta T/T$ is large enough. For $T = 2$ case, the steady current even shows slightly nonmonotonic dependence of temperature bias for which I can decrease with increasing $\Delta T/T$. This is clear a consequence of the non-Markovian effect.

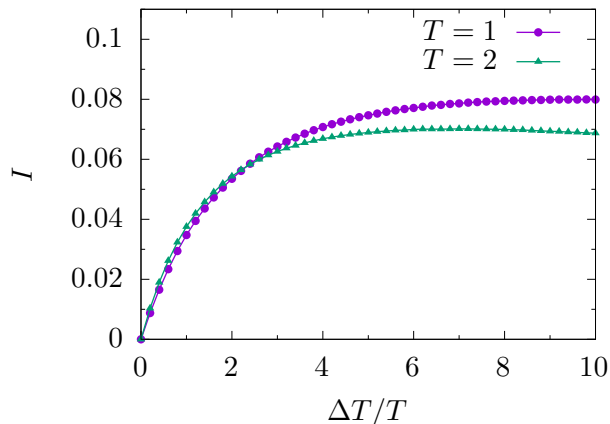


FIG. 9. Steady symmetrized currents with respect to $\Delta T/T$ with base temperature $T = 1$ and $T = 2$. The coupling strengths are $\lambda_1 = \lambda_2 = 0.1$.

VIII. CONCLUSIONS

Iterative tensor multiplication based on path integral formalism is an important method to simulate reduced dynamics of quantum open systems. For fermionic environments, the corresponding tensor can be numerically obtained via determinant formula [24–27]. For system linearly coupled to bosonic environments, the influence functional can be analytically represented by Feynman-Vernon formalism [11–13], and after discretization we obtain the corresponding tensor. The discretization scheme employed is usually the QUAPI method [14–16].

To handle quantum transport problem in path integral formalism, the knowledge of generating functional is necessary. It is shown that for fermionic environment the generating functional can be also obtained via iterative tensor multiplication scheme, and the numerical differentiation gives the current [28–31].

The iterative tensor multiplication approach is numerical exact and fully non-Markovian, but its computational cost scales exponentially. Such problem can be resolved for system linearly coupled to bosonic environment by TEMPO algorithm, where the tensor obtained via QUAPI is represented by MPS [32, 33] and thus the computational cost scales only polynomially.

In this article, we generalize TEMPO algorithm to nonequilibrium quantum transport problems. The generating functional is evaluated as tensor network via QUAPI and TEMPO method, and its numerical differentiation gives the corresponding heat current. One key point in this formalism is that the auxiliary variable in generating functional needs to be handled in a same way as system variable. That is, it should be treated as path segment and then be also discretized via QUAPI scheme.

A part of heat flows out from one bath flows into the system and other baths, and the rest becomes the interaction energy, i.e., the energy stored in system-bath coupling term. The spin-boson model is used to demonstrate the details of such heat flowing. In addition, the steady current between two baths at different temperature beyond linear response regime is demonstrated.

Acknowledgement. This work is supported by the NSFC Grant No. 12104328.

-
- [1] Y. Meir and N. S. Wingreen, *Physical Review Letters* **68**, 2512 (1992).
 - [2] T. Brandes, R. Aguado, and G. Platero, *Physical Review B* **69**, 205326 (2004).
 - [3] J.-S. Wang, *Physical Review Letters* **99**, 160601 (2007).
 - [4] J.-S. Wang, B. K. Agarwalla, H. Li, and J. Thingna, *Frontiers of Physics* **9**, 673 (2013).
 - [5] D. Segal, *Physical Review B* **87**, 195436 (2013).
 - [6] J.-T. Lü, R. B. Christensen, J.-S. Wang, P. Hedegård, and M. Brandbyge, *Physical Review Letters* **114**, 096801 (2015).
 - [7] S. Dorsch, A. Svilans, M. Josefsson, B. Goldoian, M. Kumar, C. Thelander, A. Wacker, and A. Burke, *Nano Letters* **21**, 988 (2021).
 - [8] D. Segal and A. Nitzan, *Physical Review Letters* **94**, 034301 (2005).
 - [9] D. Segal, *Physical Review B* **73**, 205415 (2006).
 - [10] J. Thingna, J. L. García-Palacios, and J.-S. Wang, *Physical Review B* **85**, 195452 (2012).
 - [11] R. P. Feynman and F. L. Vernon, *Annals of Physics* **24**, 118 (1963).
 - [12] U. Weiss, *Quantum Dissipative Systems* (World Scientific, Singapore, 1993).
 - [13] A. O. Caldeira and A. J. Leggett, *Physica A* **121**, 587 (1983).
 - [14] D. E. Makarov and N. Makri, *Physical Review A* **48**, 3626 (1993).
 - [15] N. Makri, *Journal of Mathematical Physics* **36**, 2430 (1995).
 - [16] N. S. Dattani, F. A. Pollock, and D. M. Wilkins, *Quantum Physics Letters* **1**, 35 (2012).
 - [17] D. E. Makarov and N. Makri, *Chemical Physics Letters* **221**, 482 (1994).
 - [18] D. E. Makarov and N. Makri, *Physical Review E* **52**, 5863 (1995).
 - [19] A. A. Golosov, R. A. Friesner, and P. Pechukas, *The Journal of Chemical Physics* **110**, 138 (1999).
 - [20] J. Shao and N. Makri, *The Journal of Chemical Physics* **116**, 507 (2002).
 - [21] M. Thorwart, J. Eckel, and E. R. Mucciolo, *Physical Review B* **72**, 235320 (2005).
 - [22] P. Nalbach and M. Thorwart, *Physical Review Letters* **103**, 220401 (2009).
 - [23] L. Arceci, S. Barbarino, R. Fazio, and G. E. Santoro, *Physical Review B* **96**, 054301 (2017).
 - [24] D. Segal, A. J. Millis, and D. R. Reichman, *Physical Review B* **82**, 205323 (2010).
 - [25] B. K. Agarwalla and D. Segal, *The Journal of Chemical Physics* **147**, 054104 (2017).
 - [26] R. Chen and X. Xu, *Physical Review B* **100**, 115437 (2019).
 - [27] R. Chen, *Physical Review B* **101**, 125426 (2020).

- [28] S. Weiss, J. Eckel, M. Thorwart, and R. Egger, *Physical Review B* **77**, 195316 (2008).
- [29] D. Segal, A. J. Millis, and D. R. Reichman, *Physical Chemistry Chemical Physics* **13**, 14378 (2011).
- [30] S. Bedkhal and D. Segal, *Physical Review B* **85**, 155324 (2012).
- [31] L. Simine and D. Segal, *The Journal of Chemical Physics* **138**, 214111 (2013).
- [32] A. Strathearn, P. Kirton, D. Kilda, J. Keeling, and B. W. Lovett, *Nature Communications* **9**, 3322 (2018).
- [33] D. Gribben, D. M. Rouse, J. Iles-Smith, A. Strathearn, H. Maguire, P. Kirton, A. Nazir, E. M. Gauger, and B. W. Lovett, *PRX Quantum* **3**, 010321 (2022).
- [34] M. R. Jørgensen and F. A. Pollock, *Physical Review Letters* **123**, 240602 (2019).
- [35] D. Gribben, A. Strathearn, G. E. Fux, P. Kirton, and B. W. Lovett, (2021), 10.48550/arXiv.2106.04212, arXiv:2106.04212.
- [36] J. W. Negele and H. Orland, *Quantum Many-Particle Systems* (Westview Press, 1998).
- [37] W.-M. Zhang, D. H. Feng, and R. Gilmore, *Reviews of Modern Physics* **62**, 867 (1990).
- [38] L. V. Keldysh, *Soviet Physics JETP* **20**, 1018 (1965).
- [39] E. M. Lifshitz and L. P. Pitaevskii, *Course of Theoretical Physics Volume 10: Physical Kinetics* (Elsevier, 1981).
- [40] A. Kamenev and A. Levchenko, *Advances in Physics* **58**, 197 (2009).
- [41] H. Grabert, P. Schramm, and G.-L. Ingold, *Physics Reports* **168**, 115 (1988).
- [42] P. Nalbach, A. Ishizaki, G. R. Fleming, and M. Thorwart, *New Journal of Physics* **13**, 063040 (2011).