

# Quantum Data Reduction with Application to Video Classification

Kostas Blekos and Dimitrios Kosmopoulos

Computer Engineering & Informatics Dept., University of Patras, Rio, Greece

**We investigate a quantum video classification method using a hybrid algorithm. A quantum-classical step performs a data reduction on the video dataset and a quantum step—which only has access to the reduced dataset—classifies the video to one of  $k$  classes. We verify the method using sign videos and demonstrate that the reduced dataset contains enough information to successfully classify the data, using a quantum classification process.**

**The proposed data reduction method showcases a way to alleviate the “data loading” problem of quantum computers for the problem of video classification. Data loading is a huge bottleneck, as there are no known efficient techniques to perform that task without sacrificing many of the benefits of quantum computing.**

## 1 Introduction

In the past few years there has been a lot of interest in exploring quantum computing applications for classical computational problems. Quantum computing, by taking advantage of the quantum mechanical properties of nature, offers a new toolbox for attacking such problems with potentially great benefits in efficiency and performance. Image and video classification algorithms are an important subset of algorithms where quantum computing applications are actively investigated<sup>1,2,3,4,5,6,7</sup>, though, to our best knowledge, applications on video processing are only sparsely researched<sup>8</sup>.

One important issue with quantum video processing applications is that they require the transfer of large amount of data from the classical machines to the quantum computer. This “data

loading” of the quantum computer is a huge bottleneck as there are no known efficient techniques that can perform such a task without sacrificing many of the quantum-gains<sup>9,10,11,12</sup>. This problem is not unique to video processing applications<sup>13</sup>. For example, solving a system of linear equations through the HHL algorithm is usually stated as needing  $O(\log(n))$  steps for  $n$  equations. This statement, though, hides many assumptions, one of which is that one should be able to read and store  $n$  parameters on at most  $O(\log(n))$  steps<sup>14</sup>.

In general, it is possible that near-term applications will mostly concern the cooperation of the classical hardware with small quantum computing units<sup>9</sup>. This highlights the importance of reducing the classical data space before communicating with the quantum hardware. One proposal, by Harrow<sup>9</sup>, is using hybrid classical-quantum algorithms where a “representative” subset of a problem’s data set is extracted. This subset is then used as input to the quantum computer instead of the whole data set.

### 1.1 Contribution

In this work we propose a data reduction scheme on a hybrid classical-quantum algorithm for video classification. Using a hybrid procedure, we extract the most important pixels of a video which we then use as the reduced “training set”. We classify each new video based only on these pixel distributions. We perform simulations of the proposed algorithm verifying that meaningful information can be extracted from just a small percentage of the initial video. The videos are accurately classified showing that the algorithm is capable of accurately identifying the most significant pixels using an efficient quantum procedure. To the best of our knowledge this is the first such approach.

In Section 2 we provide the background knowl-

Kostas Blekos: [mplekos@upatras.gr](mailto:mplekos@upatras.gr)

Dimitrios Kosmopoulos: [dkosmo@upatras.gr](mailto:dkosmo@upatras.gr)

edge. In Section 3 we describe the proposed method. In Section 4 we present our results on a public dataset. Finally in Section 5 we discuss the merits and constraints of the method.

## 2 Quantum background

Quantum computers use quantum states of two levels (a *qubit*) to store and process information instead of using bits of 0 and 1. Abstractly, a qubit is a two-dimensional vector of complex parameters and norm 1, i.e.,  $|\text{qubit}\rangle = \begin{pmatrix} a \\ b \end{pmatrix}$  with  $a, b \in \mathbb{C}$  and  $|a|^2 + |b|^2 = 1$ . Similarly, a series of  $n$  quantum bits (often referred to as a *quantum register*) form a  $2^n$ -dimensional vector of complex parameters and norm 1. We define the *computational basis* as the one-hot orthonormal basis:

$$|0\rangle = \begin{pmatrix} 1 \\ 0 \\ \dots \\ 0 \end{pmatrix}, |1\rangle = \begin{pmatrix} 0 \\ 1 \\ \dots \\ 0 \end{pmatrix}, \dots, |2^n - 1\rangle = \begin{pmatrix} 0 \\ 0 \\ \dots \\ 1 \end{pmatrix},$$

Using these definitions, a general quantum register is written as a linear combination of the computational basis  $|q\rangle = a_0 |0\rangle + a_1 |1\rangle + \dots + a_{2^n-1} |2^n - 1\rangle$ . The parameter  $a_i$  is called the *amplitude* of the state  $|i\rangle$ . The actual parameters of a quantum register are unknowable. When the value of a quantum register is needed a *measurement* is performed. The result of the measurement gives *one* of the computational basis vectors. In particular, the result of measuring the register  $|q\rangle$  above is  $|i\rangle$  with probability  $|a_i|^2$ .

Quantum registers are manipulated by use of quantum gates (also called quantum operators) which act as the quantum analog of the classical logical gates (AND, OR, NOT, etc). Quantum gates are represented by complex unitary matrices of appropriate dimensions and their action is calculated by simple matrix multiplication.

### 2.1 Inner product estimation

The *Inner product estimation* is an efficient subroutine for the estimation of the inner product between two quantum registers  $|a\rangle, |b\rangle$ . The subroutine has three steps. Firstly an ancilla qubit is entangled with the two quantum registers pro-

ducing the register:

$$|\phi\rangle = \frac{1}{\sqrt{2}}(|0\rangle_\alpha |a\rangle + |1\rangle_\alpha |b\rangle)$$

Secondly, a Hadamard gate  $H = \frac{1}{\sqrt{2}} \begin{pmatrix} 1 & 1 \\ 1 & -1 \end{pmatrix}$  with  $H|0\rangle = \frac{1}{\sqrt{2}}(|0\rangle + |1\rangle)$  and  $H|1\rangle = \frac{1}{\sqrt{2}}(|0\rangle - |1\rangle)$ , is applied on the ancilla qubit:

$$\begin{aligned} H_\alpha |\phi\rangle &= \frac{1}{\sqrt{2}} \left( \frac{1}{\sqrt{2}} (|0\rangle_\alpha + |1\rangle_\alpha) |a\rangle \right. \\ &\quad \left. + \frac{1}{\sqrt{2}} (|0\rangle_\alpha - |1\rangle_\alpha) |b\rangle \right) \\ &= \frac{1}{2} (|0\rangle_\alpha (|a\rangle + |b\rangle) + |1\rangle_\alpha (|a\rangle - |b\rangle)) \end{aligned}$$

Then, a measurement of the ancilla qubit is performed. The probability of measuring  $|0\rangle_\alpha$  is its amplitude squared, thus:

$$\begin{aligned} P(|0\rangle_\alpha) &= \left\| \frac{1}{2} (|a\rangle + |b\rangle) \right\|^2 \\ &= \frac{1}{4} \sqrt{\sum_i (\bar{a}_i + \bar{b}_i)(a_i + b_i)}^2 \\ &= \frac{1}{4} \left| \sum_i \bar{a}_i a_i + \bar{a}_i b_i + \bar{b}_i a_i + \bar{b}_i b_i \right| \\ &= \frac{1}{4} |\langle a|a\rangle + \langle a|b\rangle + \langle b|a\rangle + \langle b|b\rangle| \\ &= \frac{1 + \langle a|b\rangle}{2} \end{aligned}$$

since, by definition,  $\langle \cdot | \cdot \rangle \geq 0$  and  $\langle x|x\rangle = 1$ . Therefore, by repeatedly measuring the ancilla qubit an estimate for the inner product  $\langle a|b\rangle$  can be calculated.

### 2.2 Amplitude encoding

One often employed method to encode classical data to quantum registers is the *amplitude encoding* in which one encodes the information of a classical vector on the amplitudes of the computational basis. So, a vector  $v = (v_0, v_1, \dots, v_n)$  is encoded to the quantum register

$$|v\rangle = \frac{1}{\|v\|} \sum v_i |i\rangle.$$

### 2.3 QRAM

A “Quantum RAM” (QRAM) is a classical or quantum data structure that outputs quantum states. Like its classical analog RAM, it is used to store and retrieve information in a “Random Access” model, i.e. any desired bit of information can be addressed individually at will. Various QRAM models have been proposed that provide efficient implementations for the crucial quantum state storing and retrieving procedures<sup>15,16</sup>. The inner product estimation algorithm, for example, that is used in this work, can be efficiently implemented using a QRAM<sup>17</sup>.

## 3 Methodology

We are going to demonstrate the proposed method by means of a video classification application. The task is to classify short videos displaying different types of hand motion into one of  $k$  classes. The methodology can be easily generalized to classification tasks involving high-volume data.

We assume that each video is represented by an  $N \times N \times T$  matrix (height  $\times$  width  $\times$  frames) of values in the range  $[0..1]$  and belongs to one of  $k$  classes. We will reduce the information contained in this  $N \times N \times T$ -sized matrix to a  $2^q$ -sized quantum state using  $q$  qubits. When a classical-to-quantum video conversion is needed we use the amplitude encoding as described in Section 2.2. A training set consists of  $M \times k$  videos with  $M$  videos for each class. The overview of the algorithm is given in Algorithm 1 and schematically in Figure 1.

**1. Convert frames of the training set to quantum states.** Using the amplitude encoding we convert successive frames to quantum states.

**2. Perform “difference” transform on the quantum states and store in a QRAM.** A *difference transform* efficiently converts two successive frames  $|q_1\rangle$  and  $|q_2\rangle$  to their difference  $|q_1\rangle - |q_2\rangle$  by using an ancilla qubit and a Hadamard gate, similarly to the inner product estimation subroutine of Section 2.1:

$$|\phi\rangle = \frac{1}{\sqrt{2}}(|0\rangle_\alpha |q_1\rangle + |1\rangle_\alpha |q_2\rangle)$$

$$H_\alpha |\phi\rangle = \frac{1}{\sqrt{2}}(|0\rangle_\alpha (|q_1\rangle + |q_2\rangle) + |1\rangle_\alpha (|q_1\rangle - |q_2\rangle))$$

By measuring the ancilla until we find it at the state  $|1\rangle_\alpha$  we store the difference  $|q_1\rangle - |q_2\rangle$  in the QRAM.

**3. Repeat (1–2) for all the frames of each video averaging over all training videos for each class.**

We repeat the previous steps until all difference frames of all training videos are stored in the QRAM. An average difference-video is then calculated for each class:  $\text{diff-video}_1, \dots, \text{diff-video}_k$ .

**4. Load average videos and perform  $2^q$  measurements to get a distribution for each class.** We load the  $k$  difference videos to quantum registers of size  $N \times N \times T$ . We measure  $2^q$  times to get a distribution—with replacement—that represents the most important pixels from all frames, as these are the pixels that have the highest amplitudes. This creates a *weighted* distribution of the most important pixels for each class of videos. Since the amplitudes have been calculated by the differences between successive frames, a low amplitude means that there is no significant change between the frames whereas a high amplitude means that there is significant difference between the successive frames. At the end of this procedure we have  $k$  distributions of  $2^q$  pixel-coordinates.

**5. Use the distributions and the average videos to produce a training quantum register for each class.** Using the class distributions we convert each average video to a quantum register using  $q$  qubits. All pixels not belonging to the distributions are ignored. We produce  $k$  training quantum registers  $|v_1\rangle, \dots, |v_k\rangle$ .

**6. Classify a new video by reducing it using the distributions and performing an inner product estimation.** To classify a new video we use the class distributions to convert it to a quantum register of  $q$  qubits. We keep as amplitudes of the video the pixels that belong to the class distributions and ignore all other pixels. For each video we produce  $k$  test quantum registers  $|V_1\rangle, \dots, |V_k\rangle$ . We use the inner product estimation subroutine to calculate the  $k$  inner products:  $\langle v_1|V_1\rangle, \dots, \langle v_k|V_k\rangle$ . We assign the video to the class:

$$\text{class} = \arg \max(\langle v_1|V_1\rangle, \dots, \langle v_k|V_k\rangle).$$

**Effect of the number of qubits in performance.**

The number of qubits  $q$  used in the algorithm affects the performance of the sampling steps (4, 5) and the classification step (6). Performances

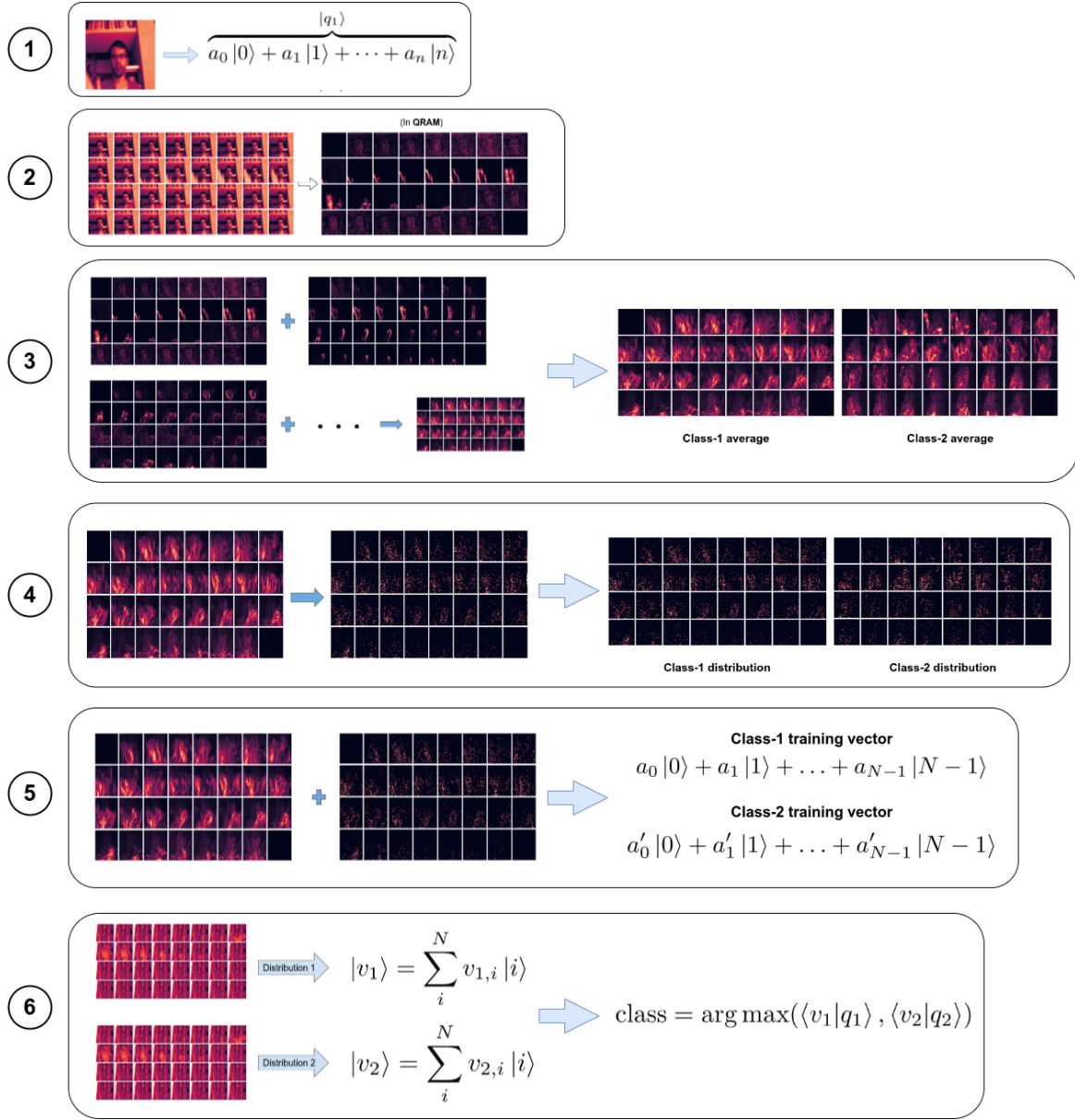


Figure 1: Schematic of the algorithm.

1. Convert training set to quantum states.
2. Transform and store in a QRAM.
3. Repeat (1–2) and keep average of each class.
4. Perform  $2^q$  measurements on the averages of each class.
5. Use measurement results to produce a training quantum register for each class.
6. Perform inner product estimation. Classify to best match.

of steps 1, 2 and 3 depend dominantly on the dimensions of the dataset. It is a basic assumption of this work, as stated earlier, that converting classical data to quantum data is an expensive process that we need to avoid. We, therefore, off-load the data conversion to few key instances of the training steps and then use a reduced dataset to make the prediction. In other words, we convert the performance of step 6—the data-loading-depended prediction step—from  $O(f(N \times N \times t)g(N \times N \times t))$  to  $O(f(2^q)g(2^q))$ , where  $f(n)$  is some function that models the performance of the data-loading procedure and  $g(n)$  is some function that models the performance of the prediction procedure. At the moment it seems that a relation of  $O(f(n)) \sim O(n)$  is unavoidable<sup>9</sup>. On the other hand, the simplistic  $g$  that we use here might have  $O(g(n)) \sim O(\sqrt{\log(n)})$ <sup>18,19</sup>.

---

**Algorithm 1** Video classification through quantum data reduction

---

```

for All videos do
    Convert frames to quantum registers.
    Apply “difference” transform to consecutive frames.
    Store result in QRAM.
end for
for All classes do
    Calculate average video.
    Get sample distribution by measuring  $2^q$  times each average video.
    Get training quantum register by sampling the average video using the class distribution.
end for
Reduce a new video by sampling using the class distributions.
Classify by taking the inner product estimation and setting class =  $\arg \max(\langle v_1 | V_1 \rangle, \dots, \langle v_k | V_k \rangle)$ .

```

---

## 4 Experimental Results

**Dataset and pre-processing** We evaluate the proposed algorithm using a small subset of the “20BN-jester Dataset V1” that contains labeled video clips showing humans performing predefined hand gestures<sup>20</sup>. We crop and downscale each video so that all frames are  $64 \times 64$  pixels and all videos 32 frames long  $N = 64, T = 32$ .

We perform the simulations using two (“Swiping Left”, “Pulling Hand In”), three (“Swiping Left”, “Pulling Hand In”, “Pushing Hand Away”) and four (“Swiping Left”, “Pulling Hand In”, “Pushing Hand Away”, “Swiping Right”) of the available classes ( $k = 2, 3, 4$ ). We used training sets of sizes  $M \times k$  for values  $M = 20, 40, 60, 80, 120$ . We encode the reduced data using  $q$  qubits for values  $q = [4..17]$ . We stress that the actual data reduction is logarithmic with the number of qubits as shown in Figure 2. Encoding a video using  $q = 4$  qubits corresponds to a  $(64 * 64 * 32)/2^4 = 8192$  reduction.

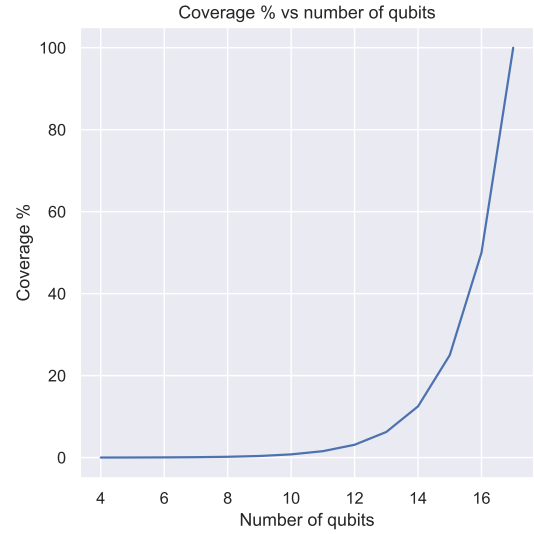


Figure 2: Percentage of the initial video that a quantum register of  $q$  qubits encodes.

**Simulation** For each combination of the parameters (training set size, number of classes, number of qubits that encode the reduced data) we simulated the quantum procedures. We run the simulations for at least 100 iterations and averaged out the results.

**Results** In Figures 3, 4 and 5 we report the accuracy achieved for each simulation case. We observe that in all cases there is enough information extracted for meaningful video classification even for as few as 10 qubits, for appropriate training sizes. A quantum register of  $q = 10$  qubits encodes  $2^{10} = 1024$  pixels, corresponding to just  $2^{10}/(64 \times 64 \times 32) \approx 0.8\%$  of the initial video. This is a significant reduction. It appears that after approximately 13 qubits no much more information is extracted. We have to assume that this is at least partly due to our use of a naive



classification method as one would expect that for a non-reduced dataset (corresponding to  $q = 17$ ) higher values of accuracy should be achievable.

The training size also plays a crucial role. For training sizes of less than 40 videos per class the classification accuracy was very low. As the training size increased so did, in general, the classification accuracy. Exceptions to this were observed as  $k$  became larger and we hypothesize this is due to the large similarities between the classes. The classes (“Swiping Left”, “Swiping Right”) and (“Pulling Hand In”, “Pushing Hand Away”) are—in practice—time-reversed versions of each other. On the other hand, it is a strong point of the proposed method that it can accurately discriminate between the time-reversed versions.

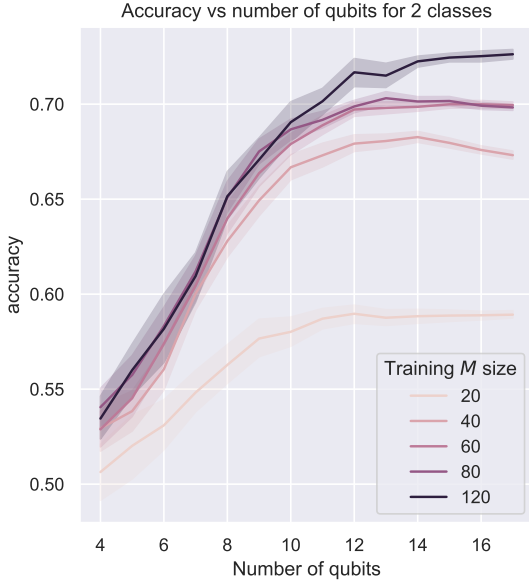


Figure 3: Accuracy vs number of qubits for 2 classes

## 5 Discussion

The results obtained suggest that a very small number of qubits are able to contain enough information so that videos can be successfully classified. Even with the naive classification method that we employed at the classification step, the procedure achieved high accuracy values, with a large data reduction and high performance. Even at  $q = 5$  qubits there is a statistically significant deviation from random-choice classification showing that meaningful information was extracted using just 0.02% of the initial video, correspond-

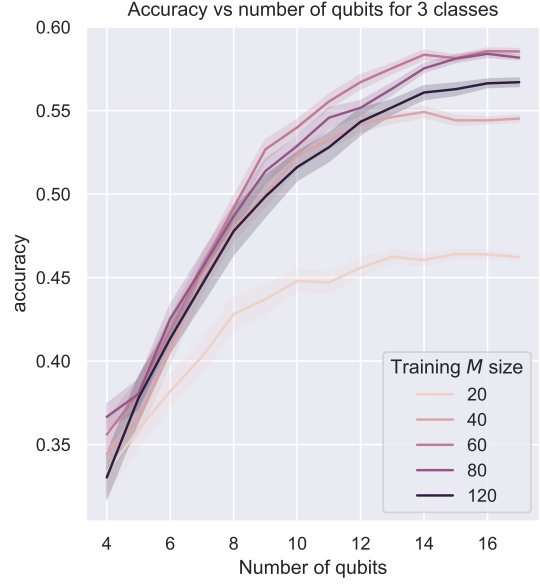


Figure 4: Accuracy vs number of qubits for 3 classes

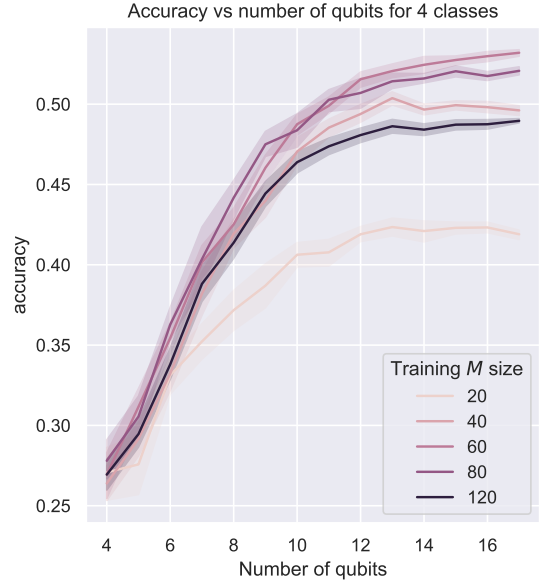


Figure 5: Accuracy vs number of qubits for 4 classes

ing to a 4000 reduction of the video size. The quantum method used is therefore capable of accurately identifying the most significant pixels using a very efficient procedure.

There are many ways that the above results could be improved. A better classification method, either classical or quantum, is an obvious first step as the method we employed as proof of concept is very simplistic. A more accurate extraction of the significant bits could also be

achieved by more detailed methods; for example, by using cross-validation in place of the simple video averaging.

Finally, as this method uses very few quantum operations and a few quantum bits, it would be straightforward to implement it on a real quantum device such as on an IBM qpu.

**Acknowledgment** This work is partially supported by the Greek Secretariat for Research and Innovation and the EU, Project SignGuide: Automated Museum Guidance using Sign Language T2EDK-00982 within the framework of “Competitiveness, Entrepreneurship and Innovation” (EPAnEK) Operational Programme 2014–2020.

## References

- [1] Yijie Dang, Nan Jiang, Hao Hu, Zhuoxiao Ji, and Wenyin Zhang. “Image classification based on quantum K-Nearest-Neighbor algorithm”. *Quantum Information Processing* **17**, 239 (2018).
- [2] Nan-Run Zhou, Xiu-Xun Liu, Yu-Ling Chen, and Ni-Suo Du. “Quantum K-Nearest-Neighbor Image Classification Algorithm Based on K-L Transform”. *International Journal of Theoretical Physics* **60**, 1209–1224 (2021).
- [3] Maria Schuld, Alex Bocharov, Krysta Svore, and Nathan Wiebe. “Circuit-centric quantum classifiers”. *Physical Review A* **101**, 032308 (2020). [arXiv:1804.00633](#).
- [4] Mateusz Ostaszewski, Przemysław Sadowski, and Piotr Gawron. “Quantum image classification using principal component analysis”. *Theoretical and Applied Informatics* **27**, 1–12 (2015). [arXiv:1504.00580](#).
- [5] Edward Farhi and Hartmut Neven. “Classification with Quantum Neural Networks on Near Term Processors”. *Quantum Review Letters* **Vol. 1 No. 2** (2020), 10.37686/qrl.v1i2.80 (2020).
- [6] Tak Hur, Leeseok Kim, and Daniel K. Park. “Quantum convolutional neural network for classical data classification” (2021). [arXiv:2108.00661](#).
- [7] Seth Lloyd, Maria Schuld, Aroosa Ijaz, Josh Izaac, and Nathan Killoran. “Quantum embeddings for machine learning” (2020). [arXiv:2001.03622](#).
- [8] Kostas Blekos and Dimitrios Kosmopoulos. “A Quantum 3D Convolutional Neural Network with Application in Video Classification”. In *Advances in Visual Computing*. Pages 601–612. Lecture Notes in Computer Science Cham (2021). Springer International Publishing.
- [9] Aram W. Harrow. “Small quantum computers and large classical data sets” (2020). [arXiv:2004.00026](#).
- [10] Tobias Haug, Chris N. Self, and M. S. Kim. “Large-scale quantum machine learning” (2021). [arXiv:2108.01039](#).
- [11] Jin-Min Liang, Shu-Qian Shen, Ming Li, and Lei Li. “Variational quantum algorithms for dimensionality reduction and classification”. *Physical Review A* **101**, 032323 (2020). [arXiv:1910.12164](#).
- [12] John A. Cortese and Timothy M. Braje. “Loading Classical Data into a Quantum Computer” (2018). [arXiv:1803.01958](#).
- [13] Jacob Biamonte, Peter Wittek, Nicola Pancotti, Patrick Rebentrost, Nathan Wiebe, and Seth Lloyd. “Quantum machine learning”. *Nature* **549**, 195–202 (2017). [arXiv:1611.09347](#).
- [14] Scott Aaronson. “Read the fine print”. *Nature Physics* **11**, 291–293 (2015).
- [15] Iordanis Kerenidis and Anupam Prakash. “Quantum Recommendation Systems” (2016). [arXiv:1603.08675](#).
- [16] Vittorio Giovannetti, Seth Lloyd, and Lorenzo Maccone. “Quantum Random Access Memory”. *Physical Review Letters* **100**, 160501 (2008).
- [17] Iordanis Kerenidis, Jonas Landman, Alessandro Luongo, and Anupam Prakash. “Q-means: A quantum algorithm for unsupervised machine learning” (2018). [arXiv:1812.03584](#).
- [18] Anurag Anshu, Zeph Landau, and Yunchao Liu. “Distributed quantum inner product estimation” (2021). [arXiv:2111.03273](#).
- [19] Ryan O’Donnell and John Wright. “Efficient quantum tomography”. In *Proceedings of the Forty-Eighth Annual ACM Symposium on Theory of Computing*. Pages 899–912. STOC ’16 New York, NY, USA (2016). Association for Computing Machinery.
- [20] Joanna Materzynska, Guillaume Berger, Ingo Bax, and Roland Memisevic. “The

jester dataset: A large-scale video dataset of human gestures”. In 2019 IEEE/CVF International Conference on Computer Vision Workshop (ICCVW). Pages 2874–2882. IEEE Computer Society (2019).