

# Thermodynamic duality symmetry and uncertainty relation between conjugate variables in superstatistics

Shaohua Guan,<sup>\*</sup> Qiang Chang, and Wen Yao<sup>†</sup>

*Defense Innovation Institute, Chinese Academy of Military Science, Beijing 100071, China*

Superstatistics generalizes Boltzmann statistics by assuming spatio-temporal fluctuations of the intensive variables. It has many applications in the analysis of experimental and simulated data, but the mathematical foundation of superstatistical theory from the perspective of statistics is still lacking. In the framework of large deviation theory, we show that the fluctuation of intensive variable originates from the spatio-temporal heterogeneity of the superstatistical dataset, and the superstatistical distribution emerges naturally in the infinitely large data limit. We demonstrate the conditional probability distribution of the intensity variable also follows the Boltzmann statistics and the conjugate variable of the intensive variable is the extensive variable, indicating a thermodynamic duality symmetry between conjugate variables in the superstatistical systems. A new thermodynamic relation between the entropy functions of conjugate variables is obtained. Moreover, due to the heterogeneity of the superstatistical dataset, uncertainty relations between the conjugate variables arise naturally. Our work provides a large deviation approach for studying the statistical thermodynamics of superstatistical systems and reveals the dual symmetry between conjugate variables. This symmetry will be broken in the homogeneous situation.

## I. INTRODUCTION

Complex dynamical systems with intricate correlations between components lead to the nonextensive property, which is tricky for the traditional thermodynamic theory [1]. Superstatistics has been introduced as a generalized Boltzmann statistics to study the non-equilibrium complex systems by decomposing the time-scale separated systems into several dynamics on different time scales [2–4]. The superposition of several statistics arises from spatio-temporal fluctuations of the intensive variable  $\beta$ , which can be interpreted as the fluctuation of inverse temperature in the canonical ensemble. By introducing the distribution of  $\beta$ , superstatistics has a strong data fitting ability and a wide range of applications, such as diffusive dynamics [5, 6], random matrix theory [7, 8], and hydrodynamic turbulence [9–11]. However, the meaning of the fluctuation of intensive variable is a long-standing controversial topic [12–16], and the mathematical foundation of superstatistics is not well understood.

Recent studies show that statistical thermodynamic structures emerge as the asymptotic behaviors in the infinitely large data limit (denoted as the data infinitus limit) [17–19]. The independent and identically distributed (iid) data measured in the system have well-defined generalized internal energy, entropic forces, and thermodynamic relations within the framework of large deviation theory (LDT) [20–22]. LDT potentially provides a unified approach to formulating the statistical thermodynamics of non-equilibrium steady-state systems. While superstatistics has been studied from many perspectives, such as the maximum entropy approach [23, 24], Bayesian theory [14], and information theory [25], the principle of large deviation can reveal the mathematical structure of superstatistical thermodynamics and clarify the meaning of the fluctuation of intensive variable. The intensive variable

$\beta$  is assumed to follow the  $\chi^2$ , inverse  $\chi^2$  or lognormal distributions, depending on the different ways  $\beta$  is affected by microscopic random variables [4, 10, 26–29]. From a statistical thermodynamic point of view, an interesting question is whether the intensive variable  $\beta$  also obeys the laws of statistical thermodynamics.

Here, we develop a probabilistic approach to investigate the statistical thermodynamics of superstatistical systems. In the framework of LDT, this approach clearly defines the intensive variable  $\beta$  without resorting to the local equilibrium assumption and the superstatistical distribution emerges as the asymptotic behavior in the data infinitus limit. We will show that the intensive variable  $\beta$  obeys the Boltzmann-like statistics and its conjugate variable is the extensive variable, thus implying a thermodynamic duality symmetry between conjugate variables. This thermodynamic duality leads to a new thermodynamic relation between entropy functions of conjugate variables. When the superstatistical system is homogeneous, this duality symmetry will be broken and the superstatistical thermodynamics reduces to Hill’s nanothermodynamics. Furthermore, the stochasticity of  $\beta$  is inherent in superstatistics and uncertainty relations between conjugate variables are derived by quantifying the heterogeneity of the superstatistical system. We will discuss that our results are also valid for the thermodynamics of finite data. The key results are summarized in Fig. 1.

## II. RESULTS

### A. The superstatistical dataset

Superstatistics was initially applied to non-equilibrium systems with large fluctuations of intensive variables [2] and was later extended to Markovian systems [30] and experimental time series data [10, 26]. The typical characteristic of a superstatistical system is spatio-temporal heterogeneity. We group the sources of heterogeneity of the superstatistical dataset into four categories: spatial interaction asymmetry, temporal cor-

<sup>\*</sup> [guanphy@163.com](mailto:guanphy@163.com)

<sup>†</sup> Corresponding Author: [wendy0782@126.com](mailto:wendy0782@126.com)

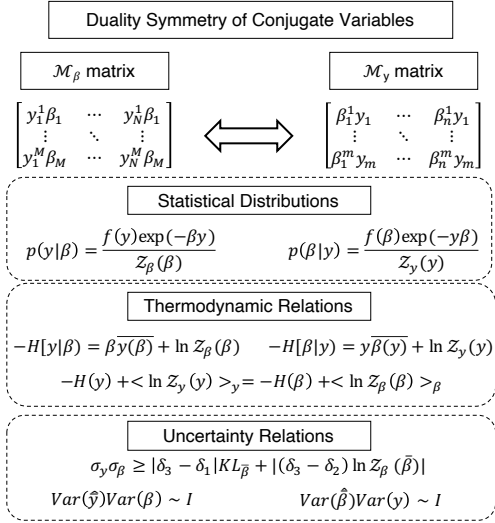


FIG. 1. This figure summarizes the thermodynamic duality symmetry of conjugate variables. The superstatistical dataset could be sorted by the intensive variable  $\beta$  or the extensive variable  $y$ , forming two matrices  $\mathcal{M}_\beta$  and  $\mathcal{M}_y$ . In each matrix, the conditional distribution  $p(y|\beta)$  or  $p(\beta|y)$  obeys the Boltzmann statistics. Thermodynamic relations and uncertainty relations for conjugate variables  $y \sim \beta$  also have dual forms.

relation of measurements, and the spatio-temporal fluctuation of environments. We will show that each kind of dataset could be considered as multiple iid data series.

For a macro system containing  $M$  identical systems with spatial correlation, in the case of spatial interaction asymmetry, these identical systems of the macro system are heterogeneous. Independent measurements of these identical systems constitute a superstatistical dataset and the measured data of the identical system converge to the marginal distribution of each system. This superstatistical dataset could be considered as  $M$  iid data series whose asymptotic distributions are the marginal distributions of identical systems.

In the case of spatial interaction symmetry, the spatial fluctuation of environment also leads to a heterogeneous macro system, which is a typical scenario in superstatistics [2]. The time-scale separation assumption, the time scale of environmental fluctuations is much larger than that of independent measurements, ensures that a sufficient amount of iid data can be sampled. The local equilibrium assumption is unnecessary because the statistical thermodynamic structure can emerge naturally in LDT. The independent measurements on systems constitute a superstatistical dataset in which the measured samples of each system are iid.

For the measurement of a single system with temporal correlation, the most typical example is the dataset obtained by measuring the Markovian system. Through Kirchhoff's diagram technique, the state transition graph of a Markov process can be decomposed into multiple maximal trees that have no circles [31], and the probability of a state of the Markovian system is the average of the probabilities of this state in all maximal trees [30]. Therefore, the dataset of the Markovian system can be considered as multiple iid data series of

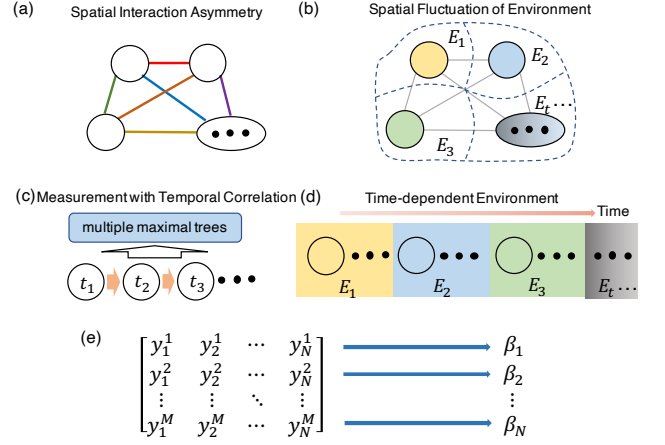


FIG. 2. The schematic diagram of heterogeneity of the superstatistical dataset. (a) Several identical systems have spatial interaction asymmetry, and the colors of lines represent different interactions. (b) Several identical systems are in environments with spatial fluctuation. (c) The measurements on the Markov system could be decomposed into samples of multiple maximal trees. (d) The measurements of a single system in a time-dependent environment. (e) The measurements on (a), (b), (c), or (d) constitute a superstatistical dataset, in which  $y_j^i$  represents the  $j$ th sample of  $i$ th data series. Each data series has an intensive variable  $\beta$  which emerges in the data infinitesimal limit.

maximal trees. For the independent measurements on a single system within a time-dependent environment, under the time-scale separation assumption, the independent measurements in various environments are also able to generate multiple iid data series. The schematic diagram of these situations is shown in Fig. 2.

## B. The statistical thermodynamic structure of superstatistical dataset

Considering a stochastic system with state space  $\mathcal{S}$  and a prior probability  $f(s)$  of state  $s$ ,  $s \in \mathcal{S}$ , the extensive variables of this stochastic system are an array of  $K$  real observables  $g(s)$ . For simplicity, we only consider the case of  $K = 1$ . For the  $M$  iid data series with  $N$  samples in each iid data series, the dataset has  $N_t$  samples ( $N_t = M \times N$ ). The empirical mean value of  $g(s)$  is  $\overline{g(s)}_t = \sum_{i=1}^M \overline{g(s)}^i / M$ , and the empirical mean value of  $i$ th data series is  $\overline{g(s)}^i = \sum_{j=1}^N g(s)_j^i / N$ . We specify superscripts to denote data series.

LDT states that, for iid samples, the probability distribution of the average value of samples has an asymptotic large deviation expression. For series  $i$  with large and finite  $N \gg 1$ , the probability of  $\overline{g(s)}^i$  is

$$\ln \Pr(\overline{g(s)}^i \in d\bar{y}) = N\eta(\bar{y}) + o(N). \quad (1)$$

$\overline{g(s)}^i \in d\bar{y}$  means  $\overline{g(s)}^i$  is in an infinitesimal interval  $[\bar{y}, \bar{y} + d\bar{y})$ . The negative rate function  $\eta$  is related to the cumulant

generating function  $\psi(\beta)$  by the Legendre-Fenchel transform (LFT),

$$\eta(\bar{y}) = \min_{\beta} \{\beta\bar{y} + \psi(\beta)\}, \quad (2)$$

$$\psi(\beta) = \ln \sum_s f(s) \exp(-\beta g(s)) \quad (3)$$

$$= \ln \sum_y f(y) \exp(-\beta y). \quad (4)$$

$y$  represents the value of  $g(s)$ . For the sake of simplicity, we consider all variables in the article to be discrete. In the data infinitus limit,  $\overline{g(s)}^i$  and its conjugate variable of  $i$ th series converge to  $\bar{y}^i$  and  $\beta^i$ , respectively. In the canonical ensemble,  $\bar{y}$  and  $\beta$  are the mean value of internal energy and the inverse temperature in the unit of  $k_B$ . The negative large deviation rate function  $\eta(\bar{y})$  is the generalized entropy function and  $\psi(\beta)$  is the logarithm of the canonical partition function. In the framework of LDT,  $\beta$  represents a deviation from the ground state which is chosen as the state with the prior probability distribution  $f(s)$  (or the prior state density function  $f(y)$ ) [21]. In classical statistical thermodynamics, the equal probability assumption considers the prior distribution to be an equal probability distribution, then the conjugate variables, such as the inverse temperature, quantify the deviation of the posterior distribution from the equal probability distribution.

For the empirical counting frequencies  $\nu(y)$  of observable  $g(s)$ ,  $\nu(y)_t$  of the superstatistical dataset is the average of  $\nu(y)^i$ , which is  $\nu(y)_t = \sum_i^M \nu(y)^i / M$ . For series  $i$  with large and finite  $N \gg 1$ , the probability distribution of  $\nu(y)^i$  is

$$\ln \Pr(\nu(y)^i \in d\mathbf{p}(y)) = -NI(\mathbf{p}(y)) + o(N). \quad (5)$$

The entropy function  $I(\mathbf{p}(y))$  has the form of relative entropy

$$I(\mathbf{p}(y)) = \sum_y p(y) \log \frac{p(y)}{f(y)}. \quad (6)$$

$I(\mathbf{p}(y))$  is related to the cumulant generating function  $\lambda(\mu)$  through LFT:

$$I(\mathbf{p}(y)) = \sup_{\mu(y)} \{-\mu(y)p(y) - \lambda(\mu(y))\}, \quad (7)$$

$$\lambda(\mu(y)) = \ln \sum_y f(y) \exp(-\mu(y)). \quad (8)$$

For data series  $i$ , the asymptotic empirical counting frequency has a canonical distribution-like form in the data infinitus limit [20], which is

$$p(y)^i = \frac{f(y)e^{-\mu(y)^i}}{\sum_y f(y)e^{-\mu(y)^i}}. \quad (9)$$

According to the Gibbs conditioning principle and maximum entropy principle [21, 22],  $\mu(y)$  as a generalized notion of energy is corresponding to  $\beta y$ , which is  $\beta E$  in the conventional

canonical ensemble. Then the probability of  $y$  under a given  $\beta$  is

$$p(y|\beta) = \frac{f(y)e^{-\beta y}}{\sum_y f(y)e^{-\beta y}}. \quad (10)$$

In the data infinitus limit, the asymptotic probability distribution of the superstatistical dataset is

$$p(y) = \sum_i^M p(y)^i / M = \sum_i^M \frac{f(y)e^{-\beta^i y}}{\sum_y f(y)e^{-\beta^i y}}. \quad (11)$$

If the summation in Eq. (11) transforms to summing  $\beta$ , then

$$p(y) = \sum_{\beta} p(\beta) p(y|\beta) = \sum_{\beta} p(\beta) \frac{f(y)e^{-\beta y}}{\mathcal{Z}_{\beta}(\beta)}, \quad (12)$$

$$p(s) = \sum_{\beta} p(\beta) \frac{f(s)e^{-\beta g(s)}}{\mathcal{Z}_{\beta}(\beta)}, \quad (13)$$

where  $\mathcal{Z}_{\beta}(\beta) \equiv \sum_y f(y)e^{-\beta y} = \sum_s f(s)e^{-\beta g(s)}$ .  $p(\beta)$  is the distribution of  $\beta$  in the superstatistical dataset. In the canonical ensemble, based on the equal probability assumption, the prior probability  $f(s)$  is assumed to be the uniform distribution and thus can be reduced in Eq. (13). Therefore, Eq. (13) becomes the type-B superstatistical distribution first proposed in Ref. [2].

Classical superstatistics assumes the system under the local equilibrium with spatio-temporally fluctuating intensive variables. We show that the superstatistical thermodynamic structure emerges naturally from the data infinitus limit if the measurements of the superstatistical system could be considered as multiple iid data series. The fluctuation of  $\beta$  comes from the spatial interaction asymmetry, temporal correlation of measurements, or environmental fluctuation. In the homogeneous superstatistical system,  $p(\beta)$  converges to the delta function, then the superstatistical thermodynamics reduces to Hill's nanothermodynamics, which in turn reduces to the standard thermodynamics in the large system thermodynamic limit [19].

### C. The thermodynamic duality symmetry between conjugate variables

In the multiple iid data series, each data series has a conjugate variable  $\beta$ , then one can combine the observable  $y$  and the conjugate variable  $\beta$  of multiple data series to form a matrix  $\mathcal{M}_{\beta}$  with data pairs  $[y, \beta]$ . In each row of  $\mathcal{M}_{\beta}$ , data pairs  $[y, \beta]$  have the same  $\beta$  and the distribution of  $y$  is the conditional probability  $p(y|\beta)$ . The probability  $p(y, \beta)$  of data pairs  $[y, \beta]$  in the superstatistical dataset has two marginal distributions  $p(\beta)$  and  $p(y)$  and these marginal distributions have a relation shown in Eq. (12).

One can rearrange  $\mathcal{M}_{\beta}$  by grouping the data pairs  $[y, \beta]$  with the same  $y$  into the same row to form a new matrix  $\mathcal{M}_y$  (shown in Fig. 3). The data pairs  $[y, \beta]$  in each row of  $\mathcal{M}_y$

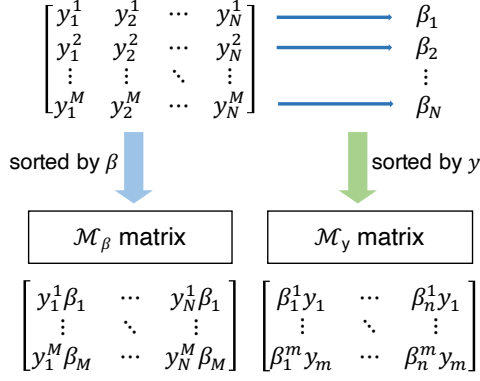


FIG. 3. The heterogeneity of the superstatistical dataset generates several iid data series. Each data series has an intensive variable  $\beta$ . The data pair  $[y, \beta]$  could be sorted by  $\beta$ , forming the  $\mathcal{M}_\beta$  matrix.  $\mathcal{M}_\beta$  has the same  $\beta$  in each row. The data pair  $[y, \beta]$  could also be sorted by  $y$ , forming the  $\mathcal{M}_y$  matrix.  $\mathcal{M}_y$  has the same  $y$  in each row.  $\mathcal{M}_\beta$  and  $\mathcal{M}_y$  have different numbers of rows and columns, but the elements  $[y, \beta]$  in these matrices are in one-to-one correspondence.

have the same  $y$  and conditional probability  $p(\beta|y)$ . We denote  $\mathcal{M}_y$  has  $m$  rows and each row has  $n$  data pairs. For the intensive variable  $\beta$  in  $i$ th row of  $\mathcal{M}_y$  with large and finite  $n$ , the probability of the mean value  $\bar{B}^i$  and the empirical counting frequencies  $\rho(\beta)^i$  can be given by Cramér's theorem and Sanov's theorem in the framework of LDT, respectively. The large deviation formula and the LFT are

$$\ln \Pr(\bar{B}^i \in d\bar{\beta}) = n\phi(\bar{\beta}) + o(n), \quad (14)$$

$$\phi(\bar{\beta}) = \min_{\alpha} \{\alpha \bar{\beta} + \Phi(\alpha)\}, \quad (15)$$

$$\Phi(\alpha) = \ln \sum_{\beta} f(\beta) \exp(-\alpha\beta), \quad (16)$$

and

$$\ln \Pr(\rho(\beta)^i \in d\mathbf{p}(\beta)) = -nI(\mathbf{p}(\beta)) + o(n), \quad (17)$$

$$I(\mathbf{p}(\beta)) = \sup_{\eta(\beta)} \{-\eta(\beta)\mathbf{p}(\beta) - \Lambda(\eta(\beta))\}, \quad (18)$$

$$\Lambda(\eta(\beta)) = \ln \sum_{\beta} f(\beta) \exp(-\eta(\beta)). \quad (19)$$

The conjugate variable of  $\bar{B}^i$  is labeled by  $\alpha$  and  $f(\beta)$  is the reference distribution for  $\beta$ . In the data infinitus limit,  $\bar{B}^i$  and its conjugate variable converge to  $\bar{\beta}^i$  and  $\alpha^i$ . And the asymptotic empirical counting frequency of row  $i$  converges to

$$p(\beta)^i = \frac{f(\beta)e^{-\eta(\beta)^i}}{\sum_{\beta} f(\beta)e^{-\eta(\beta)^i}} = \frac{f(\beta)e^{-\alpha^i\beta}}{\sum_{\beta} f(\beta)e^{-\alpha^i\beta}}. \quad (20)$$

Then, the asymptotic probability distribution of  $\beta$  in  $\mathcal{M}_y$  is

$$p(\beta) = \sum_i p(\beta)^i / m = \sum_i \frac{f(\beta)e^{-\alpha^i\beta}}{\sum_{\beta} f(\beta)e^{-\alpha^i\beta}}. \quad (21)$$

If the summation in Eq. (21) transforms to summing  $\alpha$ , then

$$p(\beta) = \sum_{\alpha} p(\alpha)p(\beta|\alpha) = \sum_{\alpha} p(\alpha) \frac{f(\beta)e^{-\alpha\beta}}{\mathcal{Z}_{\alpha}(\alpha)}, \quad (22)$$

where  $\mathcal{Z}_{\alpha}(\alpha) \equiv \sum_{\beta} f(\beta)e^{-\alpha\beta}$ .  $p(y)$  in Eq. (12) and  $p(\beta)$  in Eq. (22) are the marginal distributions of the probability  $p(y, \beta)$  of data pairs  $[y, \beta]$ . According to the Bayesian theorem,

$$p(\beta|y) = \frac{p(\beta)p(y|\beta)}{p(y)} = \frac{\frac{p(\beta)}{\mathcal{Z}_{\beta}(\beta)\mathcal{C}} \exp(-y\beta)}{p(y)/f(y)\mathcal{C}}. \quad (23)$$

Eq. (23) is divided by a normalized constant  $\mathcal{C} \equiv \sum_{\beta} p(\beta)/\mathcal{Z}_{\beta}(\beta)$ . Obviously, Eq. (22) and Eq. (23) have a direct correspondence. The conjugate variable  $\alpha$  is the observable  $y$ ,  $p(\beta)/\mathcal{Z}_{\beta}(\beta)\mathcal{C}$  corresponds to the reference distribution  $f(\beta)$ , and  $p(y)/f(y)\mathcal{C}$  is the partition function  $\mathcal{Z}_{\alpha}(\alpha)$ , which will be denoted as  $\mathcal{Z}_y(y)$  later. Then Eq. (23) turns to be

$$p(\beta|y) = \frac{f(\beta) \exp(-y\beta)}{\mathcal{Z}_y(y)}. \quad (24)$$

Eq. (10) and Eq. (24) indicate the conjugate variables  $y \sim \beta$  both follow the Boltzmann-like statistics and are conjugate to each other. This thermodynamic duality symmetry in the superstatistical system is broken when the distribution of  $\beta$  converges to the delta function.

The meaning of intensive parameter  $\beta$  in superstatistics has been discussed from the bottom-up approach [29] and Bayesian approach [14]. We propose the thermodynamic meaning of  $\beta$  from the large deviation approach, suggesting the mathematical structure of the superstatistical dataset has a thermodynamic duality symmetry between conjugate variables. In many applications, the distribution of  $\beta$  has been assumed to be several distributions, such as the  $\chi^2$ , inverse  $\chi^2$ , or lognormal distributions. The exact form of  $\beta$  distribution depends on the characteristics of the system, however, we revealed that the conditional distribution of  $\beta$  under a fixed  $y$  is a universal exponential distribution.

## D. Thermodynamic relations of the superstatistical system

In classical thermodynamics, there are thermodynamic relations between free energy, entropy, intensive variables, and thermodynamic observables independent of the underlying details. These thermodynamic quantities are well-defined and the thermodynamic relations emerge from the Gärtner-Ellis theorem in the framework of LDT [19, 22]. Here, we will show that the thermodynamic relations in superstatistics have dual forms due to the thermodynamic duality symmetry between conjugate variables, and the combinations of relative entropy and averaging logarithm partition function of each conjugate variable are equal.

For the extensive variable  $y$  in the row of  $\mathcal{M}_\beta$  with fixed  $\beta$ , the thermodynamic relation of this data series is obtained



through the Gärner-Ellis theorem [20]:

$$\begin{aligned} -H[y|\beta] &= S[y|\beta] + \sum_y p(y|\beta) \ln f(y) \\ &= \overline{\beta y(\beta)} + \ln \mathcal{Z}_\beta(\beta). \end{aligned} \quad (25)$$

$H[y|\beta]$  is the relative entropy of variable  $y$  with fixed  $\beta$ . And  $S[y|\beta]$  is the Shannon entropy of variable  $y$  with fixed  $\beta$ , which is  $-\sum p(y|\beta) \ln p(y|\beta)$ . For  $\beta$  in the row of  $\mathcal{M}_y$  with fixed  $y$ ,

$$\begin{aligned} -H[\beta|y] &= S[\beta|y] + \sum_\beta p(\beta|y) \ln f(\beta) \\ &= \overline{y\beta(y)} + \ln \mathcal{Z}_y(y). \end{aligned} \quad (26)$$

$H[\beta|y]$  is the relative entropy of variable  $\beta$  with fixed  $y$ . And  $S[\beta|y]$  is the Shannon entropy of variable  $\beta$  with fixed  $y$ , which is  $-\sum p(\beta|y) \ln p(\beta|y)$ . Eq. (25) and Eq. (26) are thermodynamic relations of conjugate variables  $y \sim \beta$  and have a dual form.

For these conjugate variables  $y \sim \beta$ , the total Shannon entropy of data pairs  $[y, \beta]$  is

$$S[y, \beta] = S[\beta|y] + S(y) = S[y|\beta] + S(\beta). \quad (27)$$

$S[\beta|y]$  and  $S[y|\beta]$  are the conditional entropy functions defined by

$$S[\beta|y] = \sum_y S[\beta|y] p(y), \quad (28)$$

$$S[y|\beta] = \sum_\beta S[y|\beta] p(\beta). \quad (29)$$

After averaging Eq. (25) and Eq. (26) with distributions  $p(\beta)$  and  $p(y)$ , we get

$$S[y|\beta] + \sum p(y) \ln f(y) = \langle \overline{\beta y(\beta)} \rangle_\beta + \langle \ln \mathcal{Z}_\beta(\beta) \rangle_\beta, \quad (30)$$

$$S[\beta|y] + \sum p(\beta) \ln f(\beta) = \langle \overline{y\beta(y)} \rangle_y + \langle \ln \mathcal{Z}_y(y) \rangle_y. \quad (31)$$

In the superstatistical dataset,  $\langle \overline{\beta y(\beta)} \rangle_\beta$  and  $\langle \overline{y\beta(y)} \rangle_y$  are equal. Hence, we get a new relation between the entropy functions of conjugate variables  $y \sim \beta$

$$-H(y) + \langle \ln \mathcal{Z}_y(y) \rangle_y = -H(\beta) + \langle \ln \mathcal{Z}_\beta(\beta) \rangle_\beta, \quad (32)$$

where  $H(y)$  and  $H(\beta)$  are the relative entropys

$$-H(y) = S(y) + \sum_y p(y) \ln f(y), \quad (33)$$

$$-H(\beta) = S(\beta) + \sum_\beta p(\beta) \ln f(\beta). \quad (34)$$

Therefore, the entropy functions and the averaging logarithm partition functions of conjugate variables  $y \sim \beta$  form a new thermodynamic relation.

## E. Uncertainty relation between conjugate variables

It was suggested that conjugate variables such as energy and temperature in the canonical ensemble have uncertainty relation similar to that of position and momentum in quantum theory [12, 32, 33]. The main point of controversy is the source of temperature fluctuations. In the superstatistical system, both  $y$  and  $\beta$  have fluctuations in the data infinitus limit. In this section, we will discuss two kinds of uncertainty relations between thermodynamic conjugate variables in superstatistics.

According to Cauchy-Schwarz inequality, the relationship between  $y$  and  $\beta$  has

$$\sigma_y \sigma_\beta \geq |\overline{y\beta} - \overline{y} \overline{\beta}|. \quad (35)$$

For the first item on the right, the average of  $y\beta$  over the dataset can be decomposed to average the rows first, then the columns. As shown in Eq. (25),  $\beta y(\beta) = -KL_\beta - \ln \mathcal{Z}_\beta(\beta)$ ,  $KL_\beta$  is the Kullback-Leibler divergence between  $p(y|\beta)$  and  $f(y)$  under fixed  $\beta$ . The first item is

$$\overline{y\beta} = \langle \overline{\beta y(\beta)} \rangle_\beta = -\langle KL_\beta \rangle_\beta - \langle \ln \mathcal{Z}_\beta(\beta) \rangle_\beta. \quad (36)$$

Define  $\delta_1 = \langle KL_\beta \rangle_\beta / KL_{\overline{\beta}}$  as the divergence of the distributions  $p(y|\beta)$ .  $KL_{\overline{\beta}}$  is the KL divergence between the distribution of  $y$  under the  $\overline{\beta}$  and the reference distribution  $f(y)$ . Define  $\delta_2 = \langle \ln \mathcal{Z}_\beta(\beta) \rangle_\beta / \ln \mathcal{Z}_\beta(\overline{\beta})$  as the divergence between averaging logarithm partition function  $\langle \ln \mathcal{Z}_\beta(\beta) \rangle_\beta$  and  $\ln \mathcal{Z}_\beta(\overline{\beta})$ . The first item turns to be

$$\overline{y\beta} = -\delta_1 KL_{\overline{\beta}} - \delta_2 \ln \mathcal{Z}_\beta(\overline{\beta}). \quad (37)$$

For the second term on the right of equation (35),  $\overline{y}$  is the average of  $\overline{y(\beta)}$  under  $p(\beta)$ . Define  $\delta_3 = \overline{y} / \overline{y(\beta)}$  as the divergence between  $\overline{y}$  and  $\overline{y(\beta)}$ .  $\overline{y(\beta)}$  is the average of  $y$  under the probability  $p(y|\beta = \overline{\beta})$ . The second term is

$$\overline{y} \overline{\beta} = \delta_3 \overline{y(\beta)} \overline{\beta} = -\delta_3 KL_{\overline{\beta}} - \delta_3 \ln \mathcal{Z}_\beta(\overline{\beta}). \quad (38)$$

Therefore, the uncertainty relation of  $y$  and  $\beta$  is

$$\sigma_y \sigma_\beta \geq |(\delta_3 - \delta_1) KL_{\overline{\beta}} + (\delta_3 - \delta_2) \ln \mathcal{Z}_\beta(\overline{\beta})|. \quad (39)$$

If the distribution of  $\beta$  is the delta function,  $\delta_1$ ,  $\delta_2$  and  $\delta_3$  are the same, which leads to a zero limit of  $\sigma_y \sigma_\beta$ . When the system is heterogeneous, the uncertainty relation depends on the heterogeneity of the data series, which is represented by  $\delta_1$ ,  $\delta_2$  and  $\delta_3$ .

Another kind of uncertainty relation is denoted as the asymptotic thermodynamic uncertainty principle (ATUP) in Ref. [21], which constrains the fluctuation of averaging extensive variable and intensive variable. In the matrix  $\mathcal{M}_\beta$  of the superstatistical dataset, each row has an averaging extensive variable  $\overline{y}^i$  and intensive variable  $\beta^i$ . Between different rows, the averaging extensive variable (denoted as  $\widehat{\overline{y}}$ ) and intensive variable  $\beta$  have fluctuations, which have a concise relation:

$$Var(\widehat{\overline{y}}) Var(\beta) \sim \mathbf{I}. \quad (40)$$

The large fluctuation of the averaging extensive variable  $\widehat{y}$  leads to a small fluctuation of intensive variable  $\beta$ . The details of derivation of Eq. (40) are consistent with those in Ref. [21]. What we emphasize is that based on the thermodynamic duality symmetry in superstatistics,  $\widehat{\beta}$  and  $y$  in the rows of matrix  $\mathcal{M}_y$  also have an uncertainty relation:

$$Var(\widehat{\beta})Var(y) \sim \mathbf{I}, \quad (41)$$

which forms a dual with the relation between  $\widehat{y}$  and  $\beta$  in Eq. (40).

### III. DISCUSSION

In this work, we follow the phenomenological approach to investigate the thermodynamics of superstatistical systems. This work generalizes the traditional superstatistics by introducing the multiple iid measurement limit instead of the local equilibrium assumption. The superstatistical thermodynamic structure emerges from the infinitely large data limit, which is a plausible explanation for the well data fitting ability of the superstatistical theory in many applications. The intensive variable  $\beta$  emerges naturally in the data infinitus limit and its variation comes from the heterogeneity of systems, such as spatial interaction asymmetry, temporal correlation of measurements, or environmental fluctuation.

Our main result is the thermodynamic duality symmetry between conjugate variables found in superstatistical thermodynamics. The intensive variable  $\beta$  under the fixed extensive variable has Boltzmann-like distribution, and the extensive variable acts as the conjugate variable to  $\beta$ . Thermodynamically, these conjugate variables, the extensive variable and the conjugate intensive variable, have duality symmetry. Moreover, the entropy functions of these conjugate variables have a new relation. This work not only provides a de-mechanized framework to study superstatistical thermodynamics but also serves as a mathematical framework to study the intrinsic connections between statistical distributions. The duality of the conditional probabilities of conjugate variables indicates that their marginal distributions are intrinsically related. For example, the  $\chi^2$  distribution of  $\beta$  corresponds to the Tsallis distribution of  $y$  through superstatistical theory [4]. It suggests that there are more pairs of universal distributions connected by the thermodynamic duality of the conditional distributions, which may improve our understanding of statistical distributions.

The fluctuation of the intensive variable comes from the heterogeneity of superstatistical systems in the data infinitus limit, however, the finite data of homogeneous systems also

have a variation of the intensive variable. Similar to the approach used in the superstatistical dataset, a finite iid data series could be divided into several iid data series, each series contains a large but finite  $N$  samples and the variation of the sample mean  $\widehat{y}$  in each series leads to different  $\beta$ . Combining the conjugate variables, a matrix of  $y \sim \beta$  for finite iid data is formed. Similar to the derivation in the superstatistical dataset, the conjugate variables of finite data also obey the Boltzmann-like statistics, then the thermodynamic duality symmetry between conjugate variables emerges. We denote these results as finite-data thermodynamics. With the increase of measured data, the variations of the sample mean  $\widehat{y}$  and  $\beta$  become smaller and vanish in the data infinitus limit, which reduces to the homogeneous superstatistical thermodynamics.

There are some differences between superstatistical thermodynamics and finite-data thermodynamics. In LDT, the intensive variable is given by

$$\beta = \nabla \eta(\widehat{y}). \quad (42)$$

The fluctuation of  $\beta$  in finite-data thermodynamics comes from the sample mean  $\widehat{y}$  variation due to the finite data. However, the fluctuation of  $\beta$  in superstatistical thermodynamics comes from the different asymptotic values of intensive variable  $\beta$  in the data infinitus limit. Conceptually, the  $\beta$  variation represents the heterogeneity of the data series in superstatistical thermodynamics and Bayesian inference in finite-data thermodynamics, respectively. The latter is representative of our state of knowledge about the system under the constraints of finite data. In general, we point out the thermodynamics of finite data has a similar structure to superstatistical thermodynamics. The variation of intensive variable  $\beta$  in finite-data thermodynamics comes from the limited knowledge of finite data.

### ACKNOWLEDGMENTS

All the authors designed research, performed research, analyzed data and wrote the paper. S.G. thank the members of Online Club Nanothermodynamica (Founded in June 2020). The authors declare no competing interests.

### Appendix: Derivation of thermodynamic relation

The conditional entropy in Eq. (30) and Eq. (31) could be replaced by the difference between  $S[y, \beta]$  and  $S(\beta)$  ( $S(y)$ ), then

$$S[y, \beta] - S[\beta] + \sum p(y) \ln f(y) = \langle \beta \overline{y(\beta)} \rangle_\beta + \langle \ln \mathcal{Z}_\beta(\beta) \rangle_\beta, \quad (A.1)$$

$$S[y, \beta] - S[y] + \sum p(\beta) \ln f(\beta) = \langle y \overline{\beta(y)} \rangle_y + \langle \ln \mathcal{Z}_y(y) \rangle_y, \quad (A.2)$$

Leave the entropy  $S[y, \beta]$  on the left and transfer the rest of the items to the right, then

$$S[y, \beta] = S[\beta] - \sum p(y) \ln f(y) + \langle \beta \overline{y(\beta)} \rangle_\beta + \langle \ln \mathcal{Z}_\beta(\beta) \rangle_\beta, \quad (\text{A.3})$$

$$S[y, \beta] = S[y] - \sum p(\beta) \ln f(\beta) + \langle y \overline{\beta(y)} \rangle_y + \langle \ln \mathcal{Z}_y(y) \rangle_y. \quad (\text{A.4})$$

Obviously, the right side in the above two formulas is equal, then

$$S[\beta] - \sum p(y) \ln f(y) + \langle \beta \overline{y(\beta)} \rangle_\beta + \langle \ln \mathcal{Z}_\beta(\beta) \rangle_\beta = S[y] - \sum p(\beta) \ln f(\beta) + \langle y \overline{\beta(y)} \rangle_y + \langle \ln \mathcal{Z}_y(y) \rangle_y, \quad (\text{A.5})$$

$$S[\beta] + \sum p(\beta) \ln f(\beta) + \langle \beta \overline{y(\beta)} \rangle_\beta + \langle \ln \mathcal{Z}_\beta(\beta) \rangle_\beta = S[y] + \sum p(y) \ln f(y) + \langle y \overline{\beta(y)} \rangle_y + \langle \ln \mathcal{Z}_y(y) \rangle_y, \quad (\text{A.6})$$

$$-H[\beta] + \langle \ln \mathcal{Z}_\beta(\beta) \rangle_\beta = -H[y] + \langle y \overline{\beta(y)} \rangle_y + \langle \ln \mathcal{Z}_y(y) \rangle_y. \quad (\text{A.7})$$

- 
- [1] S. Abe and Y. Okamoto, *Nonextensive statistical mechanics and its applications*, Vol. 560 (Springer Science & Business Media, 2001).
  - [2] C. Beck and E. G. Cohen, *Physica A: Statistical mechanics and its applications* **322**, 267 (2003).
  - [3] C. Beck, *Continuum mechanics and thermodynamics* **16**, 293 (2004).
  - [4] C. Beck, *Brazilian Journal of Physics* **39**, 357 (2009).
  - [5] A. V. Chechkin, F. Seno, R. Metzler, and I. M. Sokolov, *Physical Review X* **7**, 021002 (2017).
  - [6] Y. Itto and C. Beck, *Journal of the Royal Society Interface* **18**, 20200927 (2021).
  - [7] A. Abul-Magd, *Physica A: Statistical Mechanics and its Applications* **361**, 41 (2006).
  - [8] A. Abul-Magd, G. Akemann, and P. Vivo, *Journal of Physics A: Mathematical and Theoretical* **42**, 175207 (2009).
  - [9] A. Reynolds, *Physical review letters* **91**, 084503 (2003).
  - [10] C. Beck, E. G. Cohen, and H. L. Swinney, *Physical Review E* **72**, 056133 (2005).
  - [11] C. Beck, *Physical review letters* **98**, 064502 (2007).
  - [12] B. B. Mandelbrot, *Physics Today* **42**, 71 (1989).
  - [13] B. Lavenda and J. Dunning-Davies, *International journal of theoretical physics* **30**, 907 (1991).
  - [14] F. Sattin, *The European Physical Journal B-Condensed Matter and Complex Systems* **49**, 219 (2006).
  - [15] S. Davis and G. Gutiérrez, *Physica A: Statistical Mechanics and its Applications* **505**, 864 (2018).
  - [16] F. Sattin, *Physics Letters A* **382**, 2551 (2018).
  - [17] Y.-C. Cheng, W. Wang, Z. Lu, and H. Qian, arXiv preprint [arXiv:1811.11321](https://arxiv.org/abs/1811.11321) (2018).
  - [18] Y.-C. Cheng, H. Qian, and Y. Zhu, in *Annales Henri Poincaré*, Vol. 22 (Springer, 2021) pp. 1561–1627.
  - [19] Z. Lu and H. Qian, *Physical Review Letters* **128**, 150603 (2022).
  - [20] J. Commons, Y.-J. Yang, and H. Qian, arXiv preprint [arXiv:2108.08948](https://arxiv.org/abs/2108.08948) (2021).
  - [21] Y.-J. Yang and H. Qian, arXiv preprint [arXiv:2205.09321](https://arxiv.org/abs/2205.09321) (2022).
  - [22] H. Qian, *Journal of Chemical Theory and Computation* (2022).
  - [23] C. Tsallis and A. M. Souza, *Physical Review E* **67**, 026106 (2003).
  - [24] E. Van der Straeten and C. Beck, *Physical Review E* **78**, 051101 (2008).
  - [25] T. Yamano, *Progress of Theoretical Physics Supplement* **162**, 87 (2006).
  - [26] D. Xu and C. Beck, *Physica A: Statistical Mechanics and its Applications* **453**, 173 (2016).
  - [27] K. Ourabah, E. M. Barboza Jr, E. M. Abreu, and J. A. Neto, *Physical Review D* **100**, 103516 (2019).
  - [28] M. A. F. dos Santos and L. Menon Junior, *Physics* **2**, 571 (2020).
  - [29] E. Gravanis, E. Akylas, and G. Livadiotis, *EPL (Europhysics Letters)* **130**, 30005 (2020).
  - [30] I. Lubashevsky, R. Friedrich, A. Heuer, and A. Ushakov, *Physica A: Statistical Mechanics and its Applications* **388**, 4535 (2009).
  - [31] J. Schnakenberg, *Reviews of Modern physics* **48**, 571 (1976).
  - [32] R. Gilmore, *Physical Review A* **31**, 3237 (1985).
  - [33] L. Velazquez and S. Curilef, *Modern Physics Letters B* **23**, 3551 (2009).