

# Programmable quantum simulations of bosonic systems with trapped ions

Or Katz<sup>1,2,\*</sup> and Christopher Monroe<sup>1,2,3,4</sup>

<sup>1</sup>*Duke Quantum Center, Duke University, Durham, NC 27701*

<sup>2</sup>*Department of Electrical and Computer Engineering, Duke University, Durham, NC 27708*

<sup>3</sup>*Department of Physics, Duke University, Durham, NC 27708*

<sup>4</sup>*IonQ, Inc., College Park, MD 20740*

(Dated: July 28, 2022)

Trapped atomic ion crystals are a leading platform for quantum simulations of spin systems, with programmable and long-range spin-spin interactions mediated by excitations of phonons in the crystal. We describe a complementary approach for quantum simulations of bosonic systems using phonons in trapped-ion crystals, here mediated by excitations of the trapped ion spins. The scheme features a high degree of programability over a dense graph of bosonic couplings and is suitable for hard problems such as boson sampling and simulations of long range bosonic and spin-boson Hamiltonians.

Bosons are identical particles whose quantum state is invariant to their exchange. This property governs phenomena such as Bose-Einstein condensation and photon bunching, forms the basis of continuous-variables quantum applications [1, 2], and renders certain bosonic problems to be computationally hard, such as the long-time evolution of bosonic Hamiltonians [3, 4] and the sampling of the distribution of interfering bosons [5]. While the boson sampling problem may be esoteric, it has attracted great interest as a quantum benchmark for challenging classical computing power [6].

Bosonic simulations have been demonstrated in various physical platforms using photons and atoms [7–17]. All of these platforms have been limited by either the programmable control and complexity of the bosonic interferometers or the extent of bosonic mode inputs to the interferometers. Ultracold bosonic atoms in optical lattices have been employed for simulation of various bosonic Hamiltonians and enabled the observation of various emergent phenomena [18–24]. While the number of bosonic particles and lattice sites can be large in this platform, the underlying hopping-type couplings between different sites is short range, which limits the class of models that can be efficiently simulated.

Phonons residing in *local* transverse modes of trapped-ion crystals have also been proposed as a platform for simulation of bosonic Hamiltonians with short-range hopping terms and for boson sampling [25–28], with several demonstrations of interference, quantum walks and blockade using a small number of ions and phonons [29–33]. Control over local phonon modes however requires considerable reduction of the trapping potential, which in turn limits the strength of hopping terms and opens susceptibility to confinement noise or ion heating [31, 34, 35]. Trapped-ion systems more naturally involve phonons representing *collective* normal

modes of the entire crystal, coupled to the ions’ internal state via radiation fields [36–39]. In this regime, the emergent spin-phonon couplings are nonlocal and densely connected, allowing programmability and control over a large class of spin-spin interactions spanning dozens or hundreds of spins and challenging classical computational simulation [40, 41]. In this Letter, we propose a scalable scheme to generate a similarly large class of dense programmable bosonic “beam-splitter” couplings between normal mode phonons in a trapped-ion crystal.

Trapped ion quantum simulations of bosonic interactions and evolution consist of three stages: preparation, evolution under a target bosonic Hamiltonian, and detection. High fidelity preparation of various nonclassical phononic states [42–47] and their faithful detection [48–51] have long been demonstrated in trapped ion systems. While couplers between bosonic modes of a few trapped ions have been realized [33, 34, 52–55], the programming of efficient couplings between the many phonon modes in long ion chains remains an outstanding challenge, owing to the decoherence of phonons and fluctuations in the mode frequencies and drifts in the ion positions [35, 43, 56–58].

Here we propose a simple method to generate dense programmable beamsplitter couplings between collective phonon modes in a trapped-ion crystal. The scheme operates in a dispersive regime of spin-boson interactions, akin to the root of trapped-ion quantum spin simulators [39]. But instead of exploiting geometric phases of phonon modes to create spin Hamiltonians, here we harnesses geometric phases of the spins in order to produce a large class of programmable bosonic Hamiltonians. We discuss the robustness of the method, demonstrate several simple configurations, and outline its applicability for simulation of bosonic and spin-boson systems.

The collective phonon modes in a crystal of  $N$  trapped ions are determined by the external trapping potential and the Coulomb interaction between the ion charges.

---

\* Corresponding author: or.katz@duke.edu

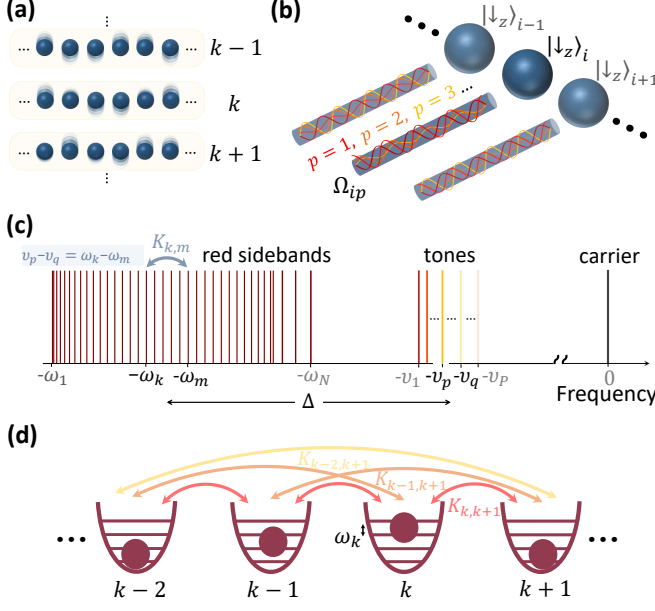


Figure 1. **Quantum simulation of bosons.** (a) Transverse collective modes of motion in a chain of  $N$  ions along one axis comprise a set of  $1 \leq k \leq N$  decoupled bosonic modes hosting phonons. (b) Programmable coupling between the phonon modes is realized by driving  $M \leq N$  spin-down ions with  $P \leq N$  tones near the red sideband transitions in the dispersive regime (see text). (c) Calculated red sideband mode spectrum for a chain of 40 equidistant ions. Exemplary  $P$  tones are detuned by  $\Delta$  from the mode spectrum to suppress spin-phonon excitations. Hopping amplitude  $K_{km}$  between the  $k$  and  $m$  motional modes with frequencies  $\omega_k$  and  $\omega_m$  is generated predominantly by pairs of tones  $p$  and  $q$  with frequencies  $\nu_p$  and  $\nu_q$  which satisfy the resonance condition  $\omega_k - \omega_m = \nu_p - \nu_q$ . (d) The emergent coupling between normal phonon modes manifest as the programmable hopping amplitudes  $K_{km}$ , using the ions spins as a quantum bus.

We represent each of the  $N$  phonon modes along the  $x$  principal axis using the bosonic creation and annihilation operators  $\hat{a}_m^\dagger$  and  $\hat{a}_m$  in the interaction picture, each rotating at its unique oscillation frequency  $\omega_m$ . The external potential also determines the contribution of the  $i^{\text{th}}$  ion to the motion of the  $m^{\text{th}}$  mode, described by the orthonormal mode-participation matrix  $b_{im}$  [39].

The modes are coupled through the effective spin-1/2 systems hosted by internal electronic states of the ions. We consider the spin-phonon interaction realized by driving the ions on the first lower or “red” motional sideband transitions from the spin-flip carrier [52], using a radiation field with multiple tones as shown in Fig. 1. We assume  $M \leq N$  ions are illuminated with control over the Rabi frequencies  $\Omega_i(t)$  proportional to the drive strength at the position of the  $i$  ion, and represent the drive by a superposition of  $P \leq N$  tones as  $\Omega_i(t) = \sum_p \Omega_{ip} e^{-i\nu_p t} + \text{h.c.}$ . For simplicity, we assume a

constant (complex) amplitude matrix  $\Omega_{ip}$  [60] and uniform red detunings  $\nu_p > 0$  over all illuminated ions. We assume the field drives predominantly the red sidebands ( $|\omega_m - \nu_p| \ll \omega_m$ ) and that motion is confined within the Lamb-Dicke regime ( $|\eta_m b_{im} \langle \hat{a}_m^\dagger + \hat{a}_m \rangle| \ll 1$ ) where  $\eta_m = k\sqrt{\hbar/2M\omega_m}$ . Here,  $k$  denotes the effective wave number of the driving field aligned with the  $x$  axis, and  $M$  the mass of a single ion. Under these conditions, the time-dependent spin-phonon interaction is given by the multimode off-resonance Jaynes-Cummings Hamiltonian [61],

$$H_{\text{rsb}} = \frac{i\hbar}{2} \sum_{i,m,p} \eta_{im} \Omega_{ip} e^{-i\Delta_{pm}t} \hat{\sigma}_+^{(i)} \hat{a}_m + \text{h.c.}, \quad (1)$$

where  $\hat{\sigma}_\pm^{(i)}$  are the Pauli spin-flip operators of ion  $i$ ,  $\Delta_{pm} = \omega_m - \nu_p$  is the detuning of tone  $p$  from the red sideband of mode  $m$  and  $\eta_{im} = \eta_m b_{im}$ .

The Hamiltonian in Eq. (1) describes the usual exchange of excitations between spins and phonons, where absorption (emission) of a phonon into one of the normal modes is correlated with flipping one of the spins upwards (downwards). We consider the dispersive regime for which direct spin-phonon exchange is considerably suppressed owing to the large detuning of the drive, characterized by the parameter  $\varepsilon_{mp}^{(i)} \equiv \eta_{im} \Omega_{ip} / \Delta_{pm} \ll 1$ . We can derive the time-evolution operator of spins and phonons under Eq. (1) through the Magnus expansion, consisting of a sequence of nested commutators of the Hamiltonian with itself at different times [39]. While the expansion does not truncate, we find that the dominant contribution to the evolution from the lowest order in  $\varepsilon_{mp}^{(i)}$  arises from the second term in the Magnus expansion [59], and the evolution operator at time  $T$  takes the form,

$$U(T) = \exp \left[ -\frac{i}{\hbar} (H_s + H_p) T + \epsilon \right]. \quad (2)$$

The evolution is thus well described by two effective Hamiltonians  $H_s$  and  $H_p$ . The additional operator  $\epsilon$  encompasses a small error to the simulation output due to residual spin-phonon coupling, discussed further in SI.

The first effective Hamiltonian term is

$$H_s = - \sum_{i,j} J_{ij} \left( \hat{\sigma}_+^{(i)} \hat{\sigma}_-^{(j)} + \hat{\sigma}_-^{(i)} \hat{\sigma}_+^{(j)} \right), \quad (3)$$

describing nonlocal hopping of spins with hopping matrix  $J_{ij}$  between spins  $i$  and  $j$ . For long evolution times  $T$  given sufficient spectral resolution between pairs of tones  $p, q$ , or  $|\nu_p - \nu_q|T \gg 1$ , the matrix  $J_{ij}$  is given by [59]

$$J_{ij} = \frac{1}{8} \sum_{m=1}^N \sum_{p=1}^P \frac{\eta_{im} \eta_{jm} \Omega_{ip}^* \Omega_{jp}}{\Delta_{pm}}. \quad (4)$$

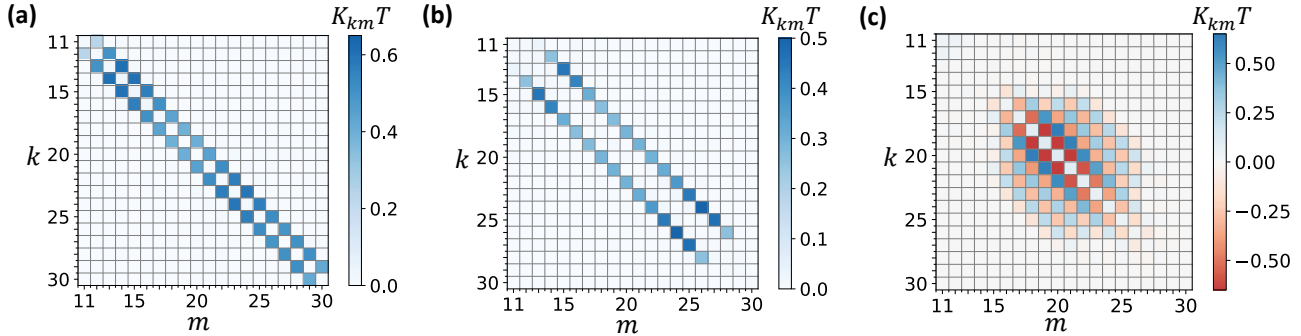


Figure 2. **Programmable bosonic hopping matrix.** Exemplary coupling between the 20 central phonon modes in a  $N = 40$  ions chain for  $T = 1$  ms. (a) Nearest neighbor coupling is realized via illumination of four ions ( $2 \leq i \leq 5$ ) with two in-phase tones whose relative frequencies matches the average frequency spacing between modes. (b) Next-nearest neighbor coupling using the same configuration but doubling the relative frequency between the two tones. (c) Long range coupling via illumination of a single ion ( $i = 3$ ) with six tones. Staggered-sign amplitudes are realized by shifting the phase of odd tones by  $\pi$ . On-site terms are suppressed in (a-c) by driving the ions with an additional single tone near the blue-sidebands, see [59].

This matrix is similar to the spin-spin couplings that emerge in trapped-ion based quantum spin simulators, featuring a tunable interaction range and full programmability [38, 39, 60].

The second effective Hamiltonian term is

$$H_p = - \sum_{k,m,i} K_{km}^{(i)} \hat{a}_k \hat{a}_m^\dagger \hat{\sigma}_z^{(i)}, \quad (5)$$

describing spin-dependent hopping of phonons between pairs of modes, or equivalently, phonon-dependent Stark shifts. The matrix element  $K_{km}^{(i)}$  describes the hopping amplitude between the  $m$  and  $k$  modes that is generated by driving spin  $i$ . For long evolution times  $\nu_p T \gg 1$ , the hopping amplitudes are given by [59]

$$K_{km}^{(i)} = \sum_{p,q} \frac{\eta_{ik} \eta_{im} \Omega_{iq} \Omega_{ip}^* (\Delta_{qm} + \Delta_{pk})}{8 \Delta_{pk} \Delta_{qm}} \tilde{\delta}_{\Delta_{qm}, \Delta_{pk}} \quad (6)$$

where the time-dependent function

$$\tilde{\delta}_{\Delta_{qm}, \Delta_{pk}} = e^{\frac{i}{2}(\Delta_{qm} - \Delta_{pk})T} \text{sinc}\left(\frac{1}{2}(\Delta_{qm} - \Delta_{pk})T\right), \quad (7)$$

with  $\text{sinc}(x) \equiv \sin x/x$ . For sufficiently long evolution times considered here,  $\tilde{\delta}_{\Delta_{qm}, \Delta_{pk}}$  acts approximately like a Kronecker delta function. This is essentially energy conservation, as only pairs of tones  $p, q$  whose frequency difference are resonant with the frequency difference between the  $k, m$  modes ( $\Delta_{pk} = \Delta_{qm}$ ) give a sizeable contribution to the boson hopping amplitude in Eq. (6), as illustrated in Fig. 1.

We find that the error term in Eq. (2) is given by (see SI)

$$\epsilon = \sum_{i,m,p} \varepsilon_{mp}^{(i)} \hat{\sigma}_+^{(i)} \hat{a}_m e^{-\frac{i}{2}\Delta_{pm}T} \sin\left(\frac{\Delta_{pm}T}{2}\right) + \text{h.c.}, \quad (8)$$

describing spin-flips which are correlated with emission or absorption of phonons. Unlike the secular terms in the evolution of Eq. (2), whose contributions increase linearly in time and correspond to effective Hamiltonians  $H_s$  and  $H_p$ , the contribution of the error term is small and bounded in time.

To generate a beam splitter interaction between the collective phonon modes in the trapped ion crystal, we focus our discussion on initial states for which spin and phonons are disentangled, and specifically, with all spins pointing down. The system wavefunction can then be cast as  $|\downarrow_{1z}, \dots, \downarrow_{Nz}\rangle \otimes |\chi\rangle$  for any initial phononic state  $|\chi\rangle$ . Such initialization can be efficiently realized via standard side-band cooling and optical pumping schemes [62, 63]. This configuration determines the sign of the phonon hopping terms in Eq. (5), and casts  $H_p$  as the bosonic beam-splitter Hamiltonian

$$H_{BS} = \sum_{k,m} K_{km} \hat{a}_k \hat{a}_m^\dagger, \quad (9)$$

with hopping terms

$$K_{km} = - \sum_i \langle \hat{\sigma}_z^{(i)} \rangle K_{km}^{(i)} = \sum_i K_{km}^{(i)}, \quad (10)$$

for  $\langle \hat{\sigma}_z^{(i)} \rangle = -1$ . Furthermore, this particular choice eliminates the effect of  $H_s$  on the simulation, which could otherwise flip spins and temporally change the couplings  $K_{km}$  via  $\langle \hat{\sigma}_z^{(i)} \rangle$ . Here, hopping between different pairs of spins  $i \neq j$  is forbidden since  $\hat{\sigma}_-^{(i)} |\downarrow_i\rangle = 0$ , and terms with  $i = j$  only append a global phase that is independent of the phonon state.

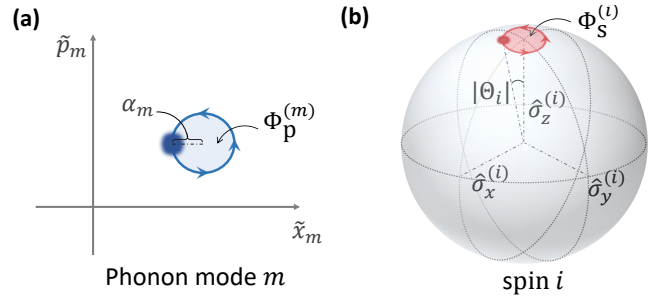
The Hermitian beam-splitter matrix  $K_{km}$  in Eq. 9 contains  $N(N-1)/2$  unique elements which, can be programmed by the  $MP \leq N^2$  control parameters of the matrix  $\Omega_{ip}$  in Eq. (6). Thus, the control parameters

for a target matrix  $K_{km}$  can be found using standard optimization techniques, similar to the techniques used for simulations of spin systems [60].

We now present a few examples of  $K_{km}$  that are calculated for simple Rabi frequency matrices  $\Omega_{ip}$ . We consider a linear chain of  $N = 40$  ions with typical experimental parameters: We assume a radial center of mass trap frequency of  $\omega_r = 4$  MHz for which  $\eta_m \approx 0.1$ , drive amplitude of  $\Omega_0 = 200 - 300$  KHz for a few selected tones and ions, a detuning of  $\Delta = 400$  KHz from the middle of the red-sideband spectrum and a (short) simulation time of  $T = 1$  ms. The electrostatic axial trap potential is comprised of a quadratic and quartic terms set to produce a nearly equidistant spacing between the ions of about  $3.6\mu\text{m}$  [64], mainly to ease access by an equidistant array of beams [65–67]. Interestingly, this potential also renders the spacing between the frequencies of the central modes to be approximately equidistant, as shown in Fig. 1. The constant spacing (of about 8.5 KHz) enables efficient simultaneous coupling to multiple modes using a small set of tones. As the central radial modes feature low heating rates and high mode stability [68–70], we choose to program the couplings between the central 20 modes, which are well isolate from the edge modes. Detailed parameters and the full beamsplitter matrices are provided in [59].

First we consider uniform driving of all ions, where  $M = N$  and  $\Omega_{ip}$  is independent of  $i$ . Summation over the contribution of all ions in Eq. (10) renders  $K_{km}$  diagonal with no inter-mode hopping, owing to the orthogonality of the mode-participation matrix  $\sum_i b_{ik}b_{im} = \delta_{km}$ . Such on-site hopping terms can be controllably suppressed, if necessary, by driving an additional single tone near the blue-sideband transition [59]. This simple technique is applied in the following examples.

In Fig. 2a we present  $K_{km}$  with hopping terms predominantly between (spectrally) nearest-neighbor modes, illuminating only four ions ( $2 \leq i \leq 5$ ) with two (in-phase) tones near the red sidebands, choosing their frequency difference to be  $\nu_2 - \nu_1 \approx 8.5$  kHz. In Fig. 2b we present  $K_{km}$  with hopping terms predominantly between the next-nearest-neighbor modes, using the same configuration but doubling the relative frequency of the two tones ( $\nu_2 - \nu_1 \approx 17$  kHz). These examples illustrate the crucial role of  $\delta$  in Eq. (7), which enables efficient and simple engineering of the hopping terms via control over the tone spectrum. Finally, in Fig. 2c we present the beamsplitter matrix  $K_{km}$  realized by illuminating a single ion ( $i = 3$ ) using six tones, demonstrating long range hopping amplitudes. Here we realize staggering amplitudes by setting  $\Omega_{ip} = \Omega_0 \delta_{i3}(-1)^p$ , i.e. shifting the relative phase between the odd and even tones by  $\pi$ . Notably, the hopping terms are not limited to real values and can take complex values via tuning of the relative phase between the tones. Importantly, the relative phase between tones at each ion requires neither inter-



**Figure 3. Geometric phase-gate interpretation** The evolution of spins and phonons by Hamiltonians  $H_s$  and  $H_p$  emerges from simultaneous accumulation of geometric phases in the phonons phase-space (a) and spins Bloch sphere (b). (a) Illustrative trajectory of the phonon state in phase space of mode  $m$ , where  $\tilde{x}_m = (\hat{a}_m + \hat{a}_m^\dagger)/2$  and  $\tilde{p}_m = i(\hat{a}_m^\dagger - \hat{a}_m)/2$  [71]. The state moves in loops by the *spin-dependent* displacement  $\alpha_m$ , enclosing area that corresponds to the geometric phase  $\Phi_p^{(m)}$  which is associated with the spin-hopping Hamiltonian  $H_s$ . (b) The spin of ion  $i$  is rotated in loops by the *phonon-dependent* angle  $\Theta_i$ , enclosing area on the Bloch sphere that corresponds to the geometric phase  $\Phi_s^{(i)}$ , which is associated with the phonon-hopping Hamiltonian  $H_p$ . The total phase appended to the quantum state  $\sum_i \Phi_s^{(i)} + \sum_m \Phi_p^{(m)}$ , yields the spin-spin and phonon-phonon hopping Hamiltonians in Eqs. (3),(5).

ferometric stability nor control over the optical phase between different beams; instead, the necessary phase control can be achieved via simple low frequency modulation of each beam, e.g. with acousto-optical modulators [65–67].

The scheme proposed here can be applied for simulation of a large variety of bosonic models. The nonlocal nature of the collective phonons naturally allows the simulation of bosonic Hamiltonians featuring long-range hopping amplitudes [4, 5]. The proposed method also enables universal and efficient programming of beamsplitter matrices for the boson sampling problem [6] or for realization of topological phases [72]. Here, single phonons initialization as well as phonon detection can be efficiently realized by sequentially driving the blue-sideband and carrier transitions, based on existing proposals and demonstrations [28, 34, 43]. Finally, the proposed scheme can be used for simulation of various spin-boson models, which are expected to manifest emergent phenomena [73, 74]. Potentially, spin-boson couplings can be realized by resonant driving a subset of ions on the red or blue sideband transitions [75], while hopping between phonon modes can be realized by illumination of the other subset of ions with multiple tones in the dispersive regime.

We now consider the affect of spin flip errors on a simulation, which can happen with a small probability. Owing to the long coherence time of ion spins in the dark [76], spin-flips are likely to result from the optical driv-

ing. The error term  $\epsilon$  in Eq. (8) can flip upwards the  $i$ -th spin via off-resonant absorption of a phonon on the red sideband transition with a time-averaged probability of  $\frac{1}{2} \sum_{m,p} n_m |\epsilon_{mp}^{(i)}|^2$ , where  $n_m$  is the number of phonons occupying mode  $m$ . Additionally, off-resonant coupling to the carrier transition can flip the spin with a time-averaged probability  $\sum_p \Omega_{ip}^2 / (2\nu_p^2)$ . Both probabilities are small in the dispersive and Lamb-Dicke regimes we consider here. Moreover, spin flips can be identified at the end of simulation via standard state-dependent detection, and before the measurement of the phonons' state; In standard state-dependent detection, ions absorb photons recoil and fluoresce if only if they point upwards, but appear dark to the detection light if they point downwards. This method leaves the phonons' state intact but enables suppression of undesired spin-changing effects via post-selection of runs for which the spin-state is unchanged.

Before concluding, we find it insightful to highlight the physical mechanism that enables the simulation of bosonic Hamiltonians, and generates the evolution in Eq. (2). Using the Heisenberg picture, we can illustrate the simultaneous action of the red-sideband Hamiltonian (Eq. 1) in the phase space of the phononic modes and the spins' Bloch sphere. In the phase space of mode  $m$ , the phononic state is displaced in small loops by *spin-dependent displacement*  $\alpha_m(t) = -\frac{1}{2} \int_0^t \sum_{ip} \epsilon_{mp}^{(i)*} e^{-i\delta_{pm}\tau} \hat{\sigma}_+^{(i)}(\tau) d\tau$ . At long evolution times, the loops are traversed numerous and accumulate a sizeable phase-space area that corresponds to a geometric phase  $\Phi_p^{(m)}(T) = \frac{i}{4} \int_0^T (\alpha_m^\dagger \dot{\alpha}_m - \alpha_m \dot{\alpha}_m^\dagger) dt$  that is appended to the quantum state. The total ge-

ometric phase enclosed by all modes ( $\sum_m \Phi_p^{(m)}$ ) then yields the evolution governed by the effective Hamiltonian  $H_s$  in Eq. (3), when considering the dispersive regime for which high order correlations between the spins and motion are negligible [59].

Concurrently, the spin state of ion  $i$  is rotated as a function of time in small loops around the pole of the Bloch sphere by the *phonon-dependent angle*  $\Theta_i(t) = -\sum_{p,m} \int_0^t \epsilon_{mp}^{(i)*} e^{-i\delta_{pm}\tau} \hat{a}_m^\dagger(\tau) d\tau$ , which corresponds to the rotation angles  $\Theta_i = \theta_x^{(i)} + i\theta_y^{(i)}$ . At long evolution times, these loops are traversed numerous and accumulate a sizeable area that corresponds to a geometric phase  $\Phi_s^{(i)} = \frac{i}{4} \int_0^T (\Theta_i^\dagger \dot{\Theta}_i - \Theta_i \dot{\Theta}_i^\dagger) \hat{\sigma}_z^{(i)} dt$  that is appended to the quantum state. Intriguingly, the operator  $\hat{\sigma}_z^{(i)}$  emerges here owing to the curvature of the Bloch sphere. The total geometric phase enclosed by all ions  $\sum_i \Phi_s^{(i)}$  then corresponds to the evolution governed by the effective Hamiltonian  $H_p$  in Eq. (5), when neglecting high order correlations between the spins and motion in the dispersive regime [59]. We therefore conclude that our scheme realizes boson-boson couplings by geometric phase gates, accumulated over the Bloch spheres of ions spins.

#### ACKNOWLEDGMENTS

This work is supported by the ARO through the IARPA LogiQ program; the NSF STAQ program; the DOE QSA program; the AFOSR MURIs on Dissipation Engineering in Open Quantum Systems, Quantum Measurement/Verification, and Quantum Interactive Protocols; and the ARO MURI on Modular Quantum Circuits.

- 
- [1] S. L. Braunstein and P. Van Loock, Reviews of modern physics **77**, 513 (2005).
  - [2] C. Weedbrook, S. Pirandola, R. García-Patrón, N. J. Cerf, T. C. Ralph, J. H. Shapiro, and S. Lloyd, Reviews of Modern Physics **84**, 621 (2012).
  - [3] A. Deshpande, B. Fefferman, M. C. Tran, M. Foss-Feig, and A. V. Gorshkov, Phys. Rev. Lett. **121**, 030501 (2018).
  - [4] N. Maskara, A. Deshpande, A. Ehrenberg, M. C. Tran, B. Fefferman, and A. V. Gorshkov, arXiv:1906.04178 (2020).
  - [5] S. Aaronson and A. Arkhipov, in *Proceedings of the forty-third annual ACM symposium on Theory of computing* (2011) pp. 333–342.
  - [6] A. P. Lund, M. J. Bremner, and T. C. Ralph, npj Quantum Information **3**, 15 (2017).
  - [7] N. Spagnolo, C. Vitelli, M. Bentivegna, D. J. Brod, A. Crespi, F. Flamini, S. Giacomini, G. Milani, R. Ramponi, P. Mataloni, *et al.*, Nature Photonics **8**, 615 (2014).
  - [8] M. Bentivegna, N. Spagnolo, C. Vitelli, F. Flamini, N. Viggianiello, L. Latmiral, P. Mataloni, D. J. Brod, E. F. Galvão, A. Crespi, *et al.*, Science advances **1**, e1400255 (2015).
  - [9] B. Peropadre, G. G. Guerreschi, J. Huh, and A. Aspuru-Guzik, Phys. Rev. Lett. **117**, 140505 (2016).
  - [10] J. Loredó, M. Broome, P. Hilaire, O. Gazzano, I. Sagnes, A. Lemaitre, M. Almeida, P. Senellart, and A. White, Phys. Rev. Lett. **118**, 130503 (2017).
  - [11] Y. Y. Gao, B. J. Lester, Y. Zhang, C. Wang, S. Rosenblum, L. Frunzio, L. Jiang, S. Girvin, and R. J. Schoelkopf, Physical Review X **8**, 021073 (2018).
  - [12] H. Wang, J. Qin, X. Ding, M.-C. Chen, S. Chen, X. You, Y.-M. He, X. Jiang, L. You, Z. Wang, *et al.*, Phys. Rev. Lett. **123**, 250503 (2019).
  - [13] H.-S. Zhong, H. Wang, Y.-H. Deng, M.-C. Chen, L.-C. Peng, Y.-H. Luo, J. Qin, D. Wu, X. Ding, Y. Hu, *et al.*, Science **370**, 1460 (2020).
  - [14] H.-S. Zhong, Y.-H. Deng, J. Qin, H. Wang, M.-C. Chen, L.-C. Peng, Y.-H. Luo, D. Wu, S.-Q. Gong, H. Su, *et al.*, Phys. Rev. Lett. **127**, 180502 (2021).
  - [15] C. S. Wang, J. C. Curtis, B. J. Lester, Y. Zhang,

- Y. Y. Gao, J. Freeze, V. S. Batista, P. H. Vaccaro, I. L. Chuang, L. Frunzio, *et al.*, *Physical Review X* **10**, 021060 (2020).
- [16] L. S. Madsen, F. Laudenbach, M. F. Askarani, F. Rortais, T. Vincent, J. F. F. Bulmer, F. M. Miatto, L. Neuhaus, L. G. Helt, M. J. Collins, A. E. Lita, T. Gerrits, S. W. Nam, V. D. Vaidya, M. Menotti, I. Dhand, Z. Vernon, N. Quesada, and J. Lavoie, *Nature* **606**, 75 (2022).
- [17] A. W. Young, W. J. Eckner, N. Schine, A. M. Childs, and A. M. Kaufman, arXiv preprint arXiv:2202.01204 (2022).
- [18] D. Jaksch, C. Bruder, J. I. Cirac, C. W. Gardiner, and P. Zoller, *Phys. Rev. Lett.* **81**, 3108 (1998).
- [19] I. Bloch, J. Dalibard, and S. Nascimbene, *Nature Physics* **8**, 267 (2012).
- [20] F. Schäfer, T. Fukuhara, S. Sugawa, Y. Takasu, and Y. Takahashi, *Nature Reviews Physics* **2**, 411 (2020).
- [21] M. Greiner, O. Mandel, T. Esslinger, T. W. Hänsch, and I. Bloch, *nature* **415**, 39 (2002).
- [22] S. Trotzky, Y.-A. Chen, A. Flesch, I. P. McCulloch, U. Schollwöck, J. Eisert, and I. Bloch, *Nature physics* **8**, 325 (2012).
- [23] J.-y. Choi, S. Hild, J. Zeiher, P. Schauß, A. Rubio-Abadal, T. Yefsah, V. Khemani, D. A. Huse, I. Bloch, and C. Gross, *Science* **352**, 1547 (2016).
- [24] S. Braun, M. Friesdorf, S. S. Hodgman, M. Schreiber, J. P. Ronzheimer, A. Riera, M. Del Rey, I. Bloch, J. Eisert, and U. Schneider, *Proceedings of the National Academy of Sciences* **112**, 3641 (2015).
- [25] D. Porras and J. I. Cirac, *Phys. Rev. Lett.* **93**, 263602 (2004).
- [26] X.-L. Deng, D. Porras, and J. I. Cirac, *Physical Review A* **77**, 033403 (2008).
- [27] A. Serafini, A. Retzker, and M. B. Plenio, *New Journal of Physics* **11**, 023007 (2009).
- [28] C. Shen, Z. Zhang, and L.-M. Duan, *Phys. Rev. Lett.* **112**, 050504 (2014).
- [29] K. Toyoda, R. Hiji, A. Noguchi, and S. Urabe, *Nature* **527**, 74 (2015).
- [30] M. Tamura, T. Mukaiyama, and K. Toyoda, *Phys. Rev. Lett.* **124**, 200501 (2020).
- [31] S. Debnath, N. Linke, S.-T. Wang, C. Figgatt, K. Landsman, L.-M. Duan, and C. Monroe, *Phys. Rev. Lett.* **120**, 073001 (2018).
- [32] H. Schmitz, R. Matjeschk, C. Schneider, J. Glueckert, M. Enderlein, T. Huber, and T. Schaetz, *Phys. Rev. Lett.* **103**, 090504 (2009).
- [33] W. Chen, Y. Lu, S. Zhang, K. Zhang, G. Huang, M. Qiao, X. Su, J. Zhang, J. Zhang, L. Banchi, M. Kim, and K. Kim, arXiv:2207.06115 (2022).
- [34] W. Chen, J. Gan, J.-N. Zhang, D. Matuskevich, and K. Kim, *Chinese Physics B* **30**, 060311 (2021).
- [35] M. Cetina, L. Egan, C. Noel, M. Goldman, D. Biswas, A. Risinger, D. Zhu, and C. Monroe, *PRX Quantum* **3**, 010334 (2022).
- [36] J. I. Cirac and P. Zoller, *Phys. Rev. Lett.* **74**, 4091 (1995).
- [37] D. Porras and J. I. Cirac, *Phys. Rev. Lett.* **92**, 207901 (2004).
- [38] C. Schneider, D. Porras, and T. Schaetz, *Reports on Progress in Physics* **75**, 024401 (2012).
- [39] C. Monroe, W. C. Campbell, L.-M. Duan, Z.-X. Gong, A. V. Gorshkov, P. Hess, R. Islam, K. Kim, N. M. Linke, G. Pagano, *et al.*, *Reviews of Modern Physics* **93**, 025001 (2021).
- [40] J. Zhang, G. Pagano, P. W. Hess, A. Kyprianidis, P. Becker, H. Kaplan, A. V. Gorshkov, Z.-X. Gong, and C. Monroe, *Nature* **551**, 601 (2017).
- [41] J. W. Britton, B. C. Sawyer, A. C. Keith, C.-C. J. Wang, J. K. Freericks, H. Uys, M. J. Biercuk, and J. J. Bollinger, *Nature* **484**, 489 (2012).
- [42] D. Meekhof, C. Monroe, B. King, W. M. Itano, and D. J. Wineland, *Phys. Rev. Lett.* **76**, 1796 (1996).
- [43] K. C. McCormick, J. Keller, S. C. Burd, D. J. Wineland, A. C. Wilson, and D. Leibfried, *Nature* **572**, 86 (2019).
- [44] J. Zhang, M. Um, D. Lv, J.-N. Zhang, L.-M. Duan, and K. Kim, *Phys. Rev. Lett.* **121**, 160502 (2018).
- [45] A. Ben-Kish, B. DeMarco, V. Meyer, M. Rowe, J. Britton, W. M. Itano, B. Jelenković, C. Langer, D. Leibfried, T. Rosenband, *et al.*, *Phys. Rev. Lett.* **90**, 037902 (2003).
- [46] D. Kienzler, H.-Y. Lo, V. Negnevitsky, C. Flühmann, M. Marinelli, and J. Home, *Phys. Rev. Lett.* **119**, 033602 (2017).
- [47] C. Flühmann, T. L. Nguyen, M. Marinelli, V. Negnevitsky, K. Mehta, and J. Home, *Nature* **566**, 513 (2019).
- [48] S. An, J.-N. Zhang, M. Um, D. Lv, Y. Lu, J. Zhang, Z.-Q. Yin, H. Quan, and K. Kim, *Nature Physics* **11**, 193 (2015).
- [49] M. Um, J. Zhang, D. Lv, Y. Lu, S. An, J.-N. Zhang, H. Nha, M. Kim, and K. Kim, *Nature communications* **7**, 1 (2016).
- [50] C. Flühmann and J. P. Home, *Phys. Rev. Lett.* **125**, 043602 (2020).
- [51] S. Ding, G. Maslennikov, R. Häblützel, and D. Matuskevich, *Phys. Rev. Lett.* **119**, 193602 (2017).
- [52] D. Leibfried, B. DeMarco, V. Meyer, M. Rowe, A. Ben-Kish, J. Britton, W. M. Itano, B. Jelenković, C. Langer, T. Rosenband, *et al.*, *Phys. Rev. Lett.* **89**, 247901 (2002).
- [53] Y. Shen, Y. Lu, K. Zhang, J. Zhang, S. Zhang, J. Huh, and K. Kim, *Chemical science* **9**, 836 (2018).
- [54] S. Ding, G. Maslennikov, R. Häblützel, and D. Matuskevich, *Phys. Rev. Lett.* **121**, 130502 (2018).
- [55] H. Gan, G. Maslennikov, K.-W. Tseng, C. Nguyen, and D. Matuskevich, *Phys. Rev. Lett.* **124**, 170502 (2020).
- [56] L. Deslauriers, S. Olmschenk, D. Stick, W. Hensinger, J. Sterk, and C. Monroe, *Phys. Rev. Lett.* **97**, 103007 (2006).
- [57] M. Brownnutt, M. Kumph, P. Rabl, and R. Blatt, *Reviews of modern Physics* **87**, 1419 (2015).
- [58] A. R. Milne, C. Hempel, L. Li, C. L. Edmunds, H. J. Slatyer, H. Ball, M. R. Hush, and M. J. Biercuk, *Phys. Rev. Lett.* **126**, 250506 (2021).
- [59] See Supplemental Material at [URL inserted by publisher] for the derivation of the Unitary evolution operator, compensation of on-site hopping terms using blue-sideband transition, the full beamsplitter matrices, and derivation of the geometric phase using the Heisenberg picture.
- [60] S. Korenblit, D. Kafri, W. C. Campbell, R. Islam, E. E. Edwards, Z.-X. Gong, G.-D. Lin, L.-M. Duan, J. Kim, K. Kim, *et al.*, *New Journal of Physics* **14**, 095024

- (2012).
- [61] D. Leibfried, R. Blatt, C. Monroe, and D. Wineland, *Rev. Mod. Phys.* **75**, 281 (2003).
  - [62] C. K. Law and J. H. Eberly, *Phys. Rev. Lett.* **76**, 1055 (1996).
  - [63] A. Ben-Kish, B. DeMarco, V. Meyer, M. Rowe, J. Britton, W. M. Itano, B. M. Jelenković, C. Langer, D. Leibfried, T. Rosenband, and D. J. Wineland, *Phys. Rev. Lett.* **90**, 037902 (2003).
  - [64] G.-D. Lin, S.-L. Zhu, R. Islam, K. Kim, M.-S. Chang, S. Korenblit, C. Monroe, and L.-M. Duan, *EPL (Europhysics Letters)* **86**, 60004 (2009).
  - [65] K. Wright, K. M. Beck, S. Debnath, J. Amini, Y. Nam, N. Grzesiak, J.-S. Chen, N. Pienti, M. Chmielewski, C. Collins, *et al.*, *Nature communications* **10**, 1 (2019).
  - [66] D. Zhu, G. D. Kahanamoku-Meyer, L. Lewis, C. Noel, O. Katz, B. Harraz, Q. Wang, A. Risinger, L. Feng, D. Biswas, L. Egan, A. Gheorghiu, Y. Nam, T. Vidick, U. Vazirani, N. Y. Yao, M. Cetina, and C. Monroe, *arXiv:2112.05156* (2021).
  - [67] L. Egan, D. M. Debroy, C. Noel, A. Risinger, D. Zhu, D. Biswas, M. Newman, M. Li, K. R. Brown, M. Cetina, *et al.*, *Nature* **598**, 281 (2021).
  - [68] S.-L. Zhu, C. Monroe, and L.-M. Duan, *Phys. Rev. Lett.* **97**, 050505 (2006).
  - [69] L. N. Egan, *Scaling Quantum Computers with Long Chains of Trapped Ions*, Ph.D. thesis, University of Maryland, College Park (2021).
  - [70] R. Lechner, *Multi-mode cooling techniques for trapped ions*, Ph.D. thesis, PhD Thesis. University of Innsbruck, 2017 (cit. on p. 21). 148 BIBLIOGRAPHY (2016).
  - [71] O. Katz, M. Cetina, and C. Monroe, *arXiv:2202.04230* (2022).
  - [72] Z. Zhou, L.-L. Wan, and Z.-F. Xu, *Journal of Physics A: Mathematical and Theoretical* **53**, 425203 (2020).
  - [73] P. Bienias, I. Boettcher, R. Belyansky, A. J. Kollár, and A. V. Gorshkov, *Phys. Rev. Lett.* **128**, 013601 (2022).
  - [74] D. Porras, P. A. Ivanov, and F. Schmidt-Kaler, *Phys. Rev. Lett.* **108**, 235701 (2012).
  - [75] D. Lv, S. An, Z. Liu, J.-N. Zhang, J. S. Pedernales, L. Lamata, E. Solano, and K. Kim, *Physical Review X* **8**, 021027 (2018).
  - [76] P. Wang, C.-Y. Luan, M. Qiao, M. Um, J. Zhang, Y. Wang, X. Yuan, M. Gu, J. Zhang, and K. Kim, *Nature communications* **12**, 1 (2021).