

Terahertz-Band Integrated Sensing and Communications: Challenges and Opportunities

Ahmet M. Elbir, *Senior Member IEEE*, Kumar Vijay Mishra, *Senior Member IEEE*, Symeon Chatzinotas, *Senior Member IEEE*, and Mehdi Bennis, *Fellow, IEEE*

Abstract—The sixth generation (6G) wireless networks aim to achieve ultra-high data transmission rates, very low latency and enhanced energy-efficiency. To this end, terahertz (THz) band is one of the key enablers of 6G to meet such requirements. The THz-band systems are also quickly merging as high-resolution sensing devices because of their ultra-wide bandwidth and very narrow beamwidth. As a means to efficiently utilize spectrum and thereby save cost and power, THz *integrated sensing and communications* (ISAC) paradigm envisages a single integrated hardware platform with common signaling mechanism. However, ISAC at THz-band entails several design challenges such as beam split, range-dependent bandwidth, near-field beamforming, and distinct channel model. This article examines the technologies that have the potential to bring forth ISAC and THz transmission together. In particular, it provides an overview of antenna and array design, hybrid beamforming, integration with reflecting surfaces and data-driven techniques such as machine learning. These systems also provide research opportunities in developing novel methodologies for channel estimation, near-field beam split, waveform design and beam misalignment.

I. INTRODUCTION

Lately, the millimeter-wave (mm-Wave) spectrum has been extensively investigated for the fifth generation (5G) wireless networks to address the demand for high data rates. While the mm-Wave band provides tens of GHz bandwidth, the future sixth-generation (6G) wireless networks are expected to achieve substantial enhancement of data transmission rates ($> 100\text{Gb/s}$), low latency ($< 1\text{ms}$), and ultra reliability ($> 99.999\%$). In this context, terahertz (THz) band ($0.1 - 10\text{THz}$) is expected to be an essential enabling technology in 6G for 2030 and beyond [1]. To this end, the US Federal Communications Commission (FCC) has already invited new experimental licenses at 95 GHz and 3 THz [2].

In addition to the improvement of existing communications technologies in 6G, an unprecedented paradigm shift is envisioned on the integration of ultra-reliable communications with high resolution sensing [3]. Further, to save hardware cost

and improve resource management, THz *integrated sensing and communications* (ISAC) has been recently suggested to jointly harness the key benefits of THz-band, e.g., ultra-wide bandwidth and enhanced pencil beamforming [4]. Combining THz communications with THz sensing functionalities finds applications in vehicle-to-everything (V2X), indoor localization, radio-frequency (RF) tagging, and extended/virtual reality.

Initial ISAC systems had sensing and communications (S&C) systems operating separate hardware in the same frequency bands and using techniques to avoid interference from each other. However, with increasing convergence between S&C operations, a joint hardware is required. The ISAC systems, therefore, are broadly classified into radar-communications coexistence (RCC) and dual-functional radar-communications (DFRC) [3]. Herein, RCC aims to provide interference mitigation and resource management so that both systems can operate without unduly interfering each other, whereas DFRC focuses on performing S&C tasks on the same infrastructure. While existing mm-Wave communications protocols/waveforms, e.g., the IEEE 802.11ad standard wi-fi protocol, have been proposed for communications-aided vehicular sensing, recent studies have employed similar signaling methods for low THz ($0.06 - 4\text{THz}$) vehicle-to-vehicle (V2V) ISAC [5]. The Third-Generation Partnership Project (3GPP) Release-16 specifies 5G localization and sensing in mono-static mode through time difference-of-arrival (TDoA) [3]. Currently, there exists a work item (with reference number S1-220144) on ISAC in 3GPP targeting Release-19.

Certain characteristics of mm-Wave become more aggravated at THz such as high path loss, short transmission range, extreme channel sparsity and beam squint (Fig. 1). To overcome these challenges, new signal processing techniques and hardware are required for THz-ISAC design. For instance, analogous to their massive multiple-input multiple-output (MIMO) counterpart in mm-Wave, the ultra-massive (UM) MIMO configurations are developed to compensate high path loss in THz [2]. Further, novel approaches are needed for reliable S&C performance in terms of channel modeling and wideband signal processing because of THz-specific peculiarities such as beam split, distance-dependent bandwidth, and severe Doppler-induced interference.

This article combines these two 6G enablers — THz transmission and ISAC — to examine the challenges and potential solution paths. While there exist extensive surveys separately on both THz [1, 2] and ISAC [3], the THz-ISAC remains unexamined. In the next section, we introduce the unique

This work has been submitted to the IEEE for publication. Copyright may be transferred without notice, after which this version may no longer be accessible.

This work was supported in part by the ERC project AGNOSTIC.

A. M. Elbir is with Interdisciplinary Centre for Security, Reliability and Trust (SnT) at the University of Luxembourg, Luxembourg (e-mail: ahmetmelbir@gmail.com).

K. V. Mishra is with the United States DEVCOM Army Research Laboratory, Adelphi, MD, 20783, USA; and with the SnT at the University of Luxembourg, Luxembourg (e-mail: kvm@ieee.org).

S. Chatzinotas is with the SnT at the University of Luxembourg, Luxembourg (email: symeon.chatzinotas@uni.lu).

M. Bennis is with the Centre for Wireless Communications, the University of Oulu, Finland (e-mail: bennis@ee.oulu.fi).

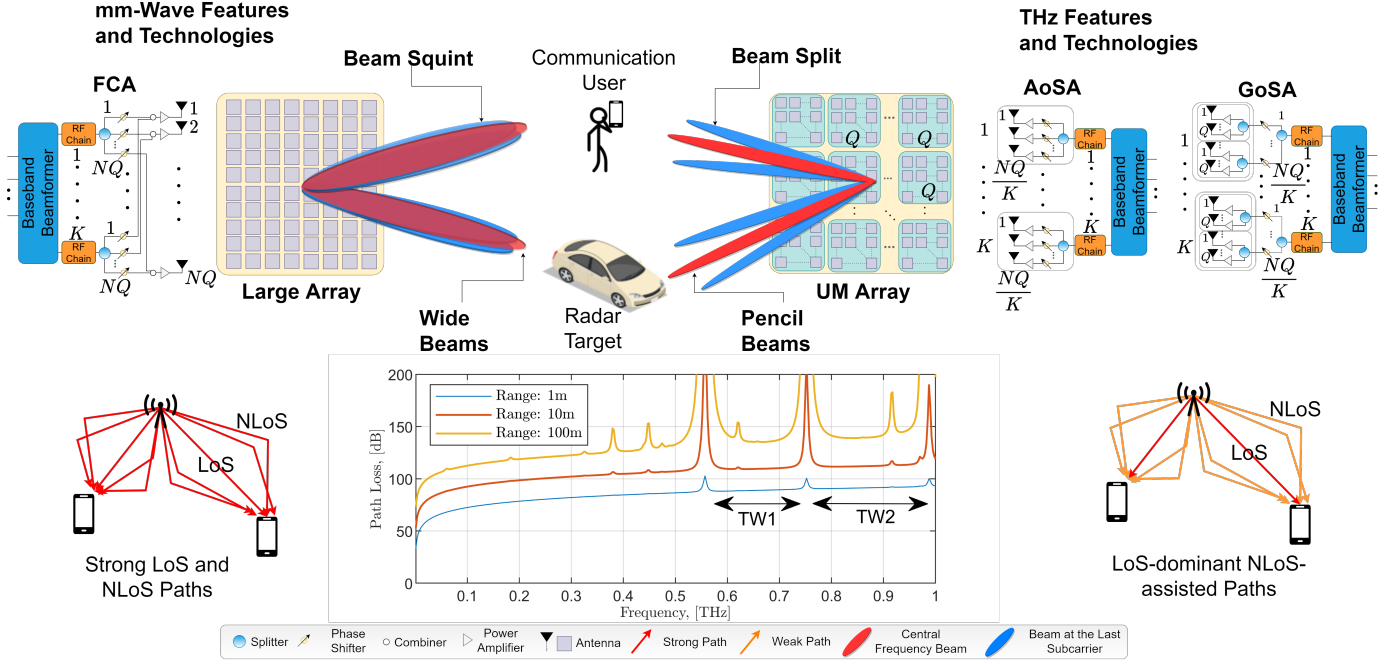


Fig. 1. Comparison of mm-Wave and THz-band characteristics for ISAC design including distance-dependent path loss, multipath components, beam alignment and antenna array structures.

features of THz-band and their implications on THz-ISAC design. Next, we discuss antenna/array design, hybrid beamforming, integration with intelligent reflecting surfaces (IRSs) and machine learning (ML) to meet THz-ISAC challenges. Finally, we provide a synopsis of research opportunities in THz channel acquisition, near-field beam split, waveform design and beam misalignment.

II. THZ-BAND CHARACTERISTICS AND ISAC DESIGN

Compared to the mm-Wave channel, the THz channel exhibits certain unique characteristics (Fig. 1) detailed below, along with their implications for THz-ISAC design.

Path Loss: The THz channel faces severe path loss (~ 120 dB/100 m at 0.6 THz [6]) governed by both the spreading loss and molecular absorption, which is more significant than the mm-Wave [2]. The high path loss is compensated by beamforming gain via deploying UM number of antennas [7].

Multipath: While both line-of-sight (LoS) and non-LoS (NLoS) multipath components are significant in mm-Wave [3], in THz frequencies, the NLoS paths are insignificant. For instance, the first- and second-order reflected paths are attenuated by an average of 5 dB and 15 dB, respectively [2]. Hence, the THz channel is characterized as LoS-dominant and NLoS-assisted models [4, 8]. The insignificance of the NLoS paths can be useful for THz sensing/radar applications, which requires the existence of an explicit LoS path between the transmitter and the target. In the meantime, the NLoS paths can be considered to be improving the diversity, especially for MIMO communications with low-resolution beamformers [3].

Transmission Range: Compared to the mm-Wave, the THz systems have shorter ranges due to significant attenuation.

Recent automotive radar applications report that this distance is up to 200 m with the *specific attenuation* of ~ 4 dB km $^{-1}$ over 0.1 – 0.3 THz with path loss of ~ 4 dB [4]. However, shorter distances are required for the communications scenario, e.g., ~ 20 m to achieve 100 Gbps data rate [2].

Channel Sparsity: Due to the use of UM number of antennas and LoS-dominant channel characteristic, the THz channels are *extremely sparse* in the angular domain and exhibits smaller angular spread ($\sim 10^\circ - 15^\circ$ at 140 GHz) than its mm-Wave counterpart ($\sim 20^\circ - 100^\circ$ at 60 GHz) [1, 4, 7]. This feature can be exploited to adopt subarray models such as array-of-subarrays (AoSA) [7] and group-of-subarrays (GoSA) [4] to reduce the high-frequency hardware and computational complexities. Furthermore, sparsity-based receivers can be designed, which is benefited by both S&C tasks in THz-ISAC systems [3].

Wideband Beam Split: THz channel exhibits peculiarities such as misalignment and phase uncertainties in phase shifters (PSs) [2]. The subcarrier-independent analog beamformers largely used in the wideband mm-Wave systems may lead to *beam split* effect in THz channels: the generated beams split into different physical directions at each subcarrier due to ultra-wide bandwidth [6, 13]. This phenomenon has also been called as *beam squint* in mm-Wave works [1, 3]. While both beam squint and beam split pertain to a similar phenomenon, the latter has more severe achievable rate degradation in communications. For sensing/radar applications, the amount of beam split depends on the target direction-of-arrival (DoA). Furthermore, the beam split is approximately 4° (1.4°) for 0.3 THz with 30 GHz (60 GHz with 2 GHz) bandwidth, respectively for a broadside target [4, 13].

TABLE I
STATE-OF-THE-ART IN THZ-ISAC DESIGN

Application	Signal Processing Techniques	Advantages	Drawbacks
Hybrid beamforming [4]	Joint manifold optimization for single-user multi-target case	Energy-efficient and corrects beam split without additional hardware	SE degradation due to fewer DoF
IRS-assisted hybrid beamforming [9]	Beampattern generation via Proximal policy optimization	Joint design of transmit and IRS beamformers with enhanced capacity	Only narrowband THz scenario is considered
OTFS-based waveform design [10]	DFT-spread OTFS design with superimposed pilot signals	Robustness against the Doppler shift and reduced PAPR compared to OFDM	High receiver cost and complexity
OFDM-based waveform design [11]	Non-uniform multi-wideband OFDM signaling	Low receiver complexity	Subcarrier spacing depends on Doppler shift
Beam alignment [12]	Sensing assisted SSB burst transmission	Reduces beam misalignment by 70%	Performance depends on sensing capability

Near-field Effect: Due to shorter transmission distance, the THz wave emitted from the transmitter impinging on the receive array may be no longer plane-wave. Hence, the spherical-wave propagation model should be considered for near-field transmission, i.e., when the distance is shorter than the Rayleigh distance, which is proportional with the square of the array aperture. While this distance is 4 m for an array size of 0.1 m in mm-Wave (60 GHz), it becomes approximately 40 m at 0.6 THz [2, 14]. Hence, in addition to the DoA angles of the users, their ranges should also be taken into account. While near-field signal processing is a new concept for communication, it is a familiar subject for sensing/radar, e.g., through-the-wall (TTW) sensing, near-field imaging, and strip-map synthetic aperture radar (SAR) applications [2, 14].

Distance-dependent Bandwidth: As the transmission distance increases, the THz-specific molecular absorption becomes significant in varying THz-bands, which defines multiple usable transmission windows, each of which are tens of hundreds of GHz wide, and they are separated with absorption peaks, a phenomenon called *broadening of the absorption lines* [2]. Furthermore, the bandwidth of each of these transmission windows shrinks with the distance [14]. For instance, the transmission window 0.55–0.75 THz (i.e., TW1 in Fig.1) can be fully employed for 1 m transmission while only 0.6–0.7 THz of the same band can be used for the transmission distance 10 m [7]. Hence, in shorter distances, the THz-bandwidth is also distance-dependent. Nevertheless, this requires strict limitations on the deployment and coverage of THz-ISAC systems.

Doppler Shift: In wideband THz systems, the Doppler spread may cause significant inter-carrier-interference (ICI), especially in high mobility scenario [2]. For instance, the Doppler shift becomes 10 times larger at 0.3 THz than that of 30 GHz. The severe Doppler effect seriously damages the orthogonality among the subcarriers due to ICI, which makes the orthogonal frequency division multiplexing (OFDM) useless [10].

III. ENABLING TECHNOLOGIES FOR THZ-ISAC

The design of THz-ISAC faces several challenging issues. To combat these challenges, herein, we discuss the key enabling technologies from hardware design and implementation perspectives along with an extensive discussion on the existing state-of-the-art signal processing techniques (see, e.g., Table I).

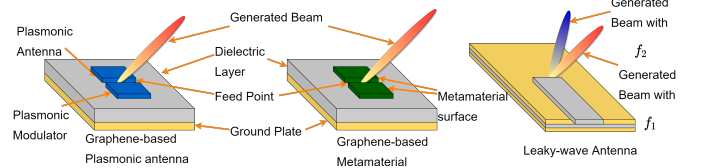


Fig. 2. Antenna designs for THz S&C: (Left) graphene-based plasmonic antenna and (Middle) metamaterials, and (Right) leaky-wave antenna.

A. Antenna and Antenna Array Design

1) **Antenna:** To cope with the severe path loss in THz, at which the wavelength is very small, extremely dense antenna arrays (e.g., $5 \times 5 \text{ cm}^2$) composed of thousands of antenna elements are employed [1, 7]. Hence, tunable graphene-based plasmonic nano-antennas or metamaterials are employed to provide dynamic THz beamforming capability as illustrated in Fig. 2 [1, 2]. The graphene-based structure provides steering the main-lobe direction via changing the energy levels of graphene layer. In addition, leaky-wave antennas (Fig. 2) have also gain interest for THz applications, thanks to the coupling of the frequency and beam angle. Thus, they have been recently proposed for THz sensing and tracking applications [2].

2) **Antenna Array:** Since the number of antennas is huge, signal processing with a dedicated radio-frequency (RF) chain is not efficient even if hybrid analog/digital processing is used. Therefore, subarrayed architectures, e.g., AoSA and GoSA, as shown in Fig. 1, have been proposed for THz systems as a promising solution against the fully-connected array (FCA) by exploiting the extreme-sparsity of the received THz signal. Consider a THz system with K RF chains and an antenna array with $M = QN$ antennas. Then, the FCA needs KM PSs, whereas AoSA and GoSA employ QN and N PSs, respectively. The main advantage of subarrayed architectures is that they connect a part of the antennas to the same RF chain, and thereby reducing the power consumption due to the usage of PSs. Fig. 3 compares these arrays in terms of number of PSs and power-consumption, which is approximately 5mW (40mW) at 60 GHz (0.3 THz), respectively [6]. Here, AoSA and GoSA exhibit approximately 80 and 200 times less consumption compared to FCA. The superiority of GoSA is due to an extra grouping level connecting Q antennas to the RF chain as shown in Fig. 1. While the subarrayed connection

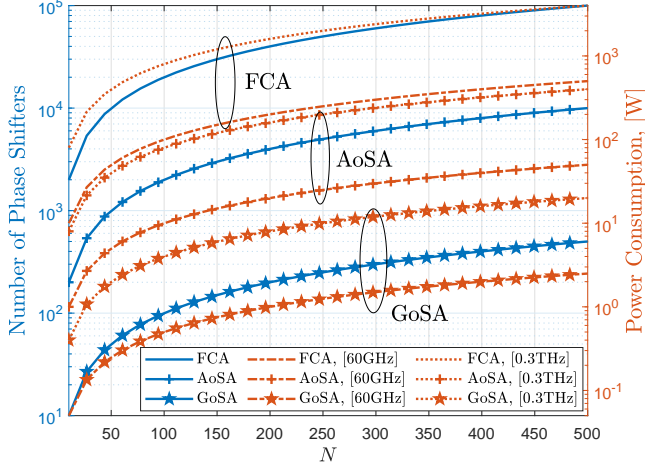


Fig. 3. (Left) Number of PSs and (Right) power consumption in FCA, AoSA and GoSA architectures, which employ the same number of antennas $M = NQ$. The Number of RF chains is $K = 10$ and $Q = 10$.

in AoSA and GoSA enjoys low hardware and energy cost, it yields lower S&C performance in terms of spectral efficiency (SE) and localization due to fewer degrees-of-freedom (DoF) than FCA. To ameliorate this, overlapped-subarrays (OS) may be used without employing additional hardware component (see Fig. 4). Antenna selection techniques can also be used for UM arrays. Then, the best antenna subarray can be obtained in terms of different communication/sensing performance metrics, e.g., SE, bit-error-rate (BER) and the Cramér-Rao lower bound (CRLB) of the target DoAs.

B. Hybrid Beamforming

Hybrid beamforming is an enabling technology for THz-ISAC, although it has been mainly introduced for mm-Wave communications systems to reduce the system cost while providing satisfactory SE. The hybrid architecture consists of small number of digital beamformers and large number of analog PSs. In ISAC, the main aim of hybrid beamforming is to realize a beam pattern toward both communications users and radar targets effectively [3]. The THz-ISAC hybrid beamforming problem faces the following challenges:

- Compared to its mm-Wave counterpart, the THz hybrid beamforming is more challenging due to the UM number of antennas for the solution of the optimization problem, which is highly non-linear and non-convex due to the coupling between analog/digital beamformers, and the constant-modulus constraint for realizing PSs.
- THz-ISAC hybrid beamforming design should consider THz-specific peculiarities such as the beam split phenomenon and beam misalignment due to the generation of very narrow beams in THz. Furthermore, the path loss in THz is distance-dependent for which the THz-ISAC system should employ multiple transmission windows for long- and short-distance targets/users.

Considering the aforementioned challenges, the design of THz-ISAC hybrid beamforming also requires the combination

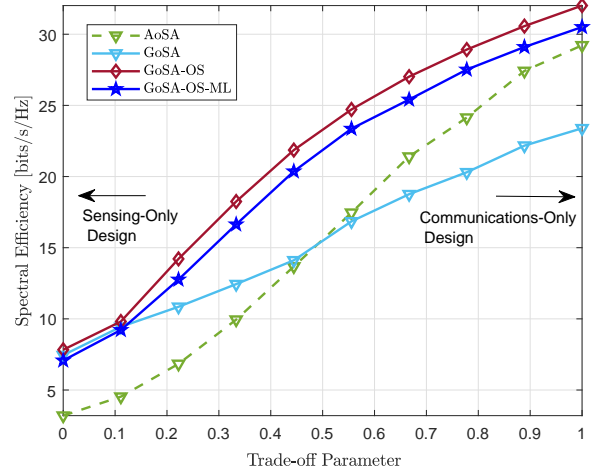


Fig. 4. Hybrid beamforming performance in terms of SE with respect to sensing/communications trade-off parameter for AoSA, GoSA and GoSA-OS as well as ML-aided GoSA-OS.

of different performance metrics of sensing (mean-squared-error (MSE) of DoA estimation) and communications (SE). One possible approach is the optimization of the hybrid beamforming weights jointly with radar- and communication-related beamformers with a tuning parameter [4]. Herein, the radar beamformer consists of the steering vectors corresponding to the target DoAs whereas the communication-related beamformer is constructed from the singular value decomposition (SVD) of the channel matrix. The tuning parameter controls the trade-off between the accuracy/prominence of S&C tasks. For instance, as illustrated in Fig. 4, this tuning parameter is usually selected between 0 (sensing-only design) and 1 (communications-only design) to optimize the balance over the performance metrics related to both radar and communications.

Due to the usage of subcarrier-independent analog beamformers, the generated beams at central and low-/high-end subcarrier frequencies face a severe array gain loss causing beams split into different directions (Fig. 1). One approach to mitigate beam split in THz transmission is realizing the analog beamformer with PSs and time delayers, hence called delay-phase precoding (DPP) [6, 8]. This approach first generates a subcarrier-independent beamformer, then constructs virtual subcarrier-dependent beams with beam split compensation by using time delayers. The additional time delay network is cost demanding since each PS should connect multiple time delayers, each of which consumes approximately 100 mW, which is more than that of a PS (40 mW) in THz [6].

The effect of beam split can also be mitigated via signal processing techniques without additional hardware. For instance, [4] devises a beam split correction technique, wherein the corruptions in subcarrier-independent analog beamformer due to beam split are computed and passed into subcarrier-dependent digital beamformers which are then corrected to realize beam split-free beam pattern. As a result, due to high power consumption of time delay networks, signal

processing-based approaches for beam split mitigation is of great interest for future research in THz hybrid beamforming. Another possible research direction may include the THz-ISAC hybrid beamformer design in low earth orbit (LEO) satellites, for which the THz channel does not face significant attenuation. In addition, developing a common performance metric for S&C to better represent the system requirements can improve the performance and lower the hardware cost.

C. IRS

An IRS is a two dimensional (2D) surface composed of large number of meta-material elements, reflecting the incoming signal toward intended direction by introducing a pre-determined phase shift. Thus, the IRS provides improved energy- and spectral-efficiency in wireless networks. The usage of IRS can be especially advantageous in THz-ISAC on compensating the high path loss, improving the sensing coverage and communications performance. Compared to conventional ISAC, the IRS-assisted case is more challenging since it involves the joint design of transmitter beamformers and IRS phase shifts. For this purpose, a proximal policy optimization (PPO) approach with reinforcement learning (RL) is proposed in [9], wherein the transmitter and IRS parameters are jointly optimized for THz-ISAC, wherein the users are also designated as radar targets. However, [9] considers only narrowband scenario without exploiting the key advantage of ultra-wide bandwidths in THz.

In fact, the IRS-assisted ISAC design is a new paradigm even for the mm-Wave band as it is envisioned for 6G wireless networks. Therefore, several design challenges in IRS-assisted ISAC are unexamined such as wideband processing and waveform design, clutter/multi-user interference suppression, and physical layer security. Beside the conventional IRS, the simultaneously transmitting and reflecting intelligent surface (STARs)-assisted ISAC provides full-space coverage and more DoF, hence, opens new research opportunities.

D. ML

Compared to model-based techniques relying on accurate mathematical expressions, ML-based approaches exhibit three main advantages: robustness against the imperfections in the data, environment-adaptivity via retraining with new data, and post-training computational complexity. As a result, ML has been regarded as one of the key enabling technologies for 6G wireless networks [2, 15].

With the aforementioned benefits, ML-based techniques gained much interest separately for sensing (DoA estimation, localization) and communications (channel estimation, beamforming, resource management) applications. For ML-based THz-ISAC design, one should consider jointly solve multiple problems related to S&C based on the available training data. For instance, [9] devises a reinforcement learning (RL) approach for joint beamformer design at the DFRC and IRS. Also, ML-based THz-ISAC hybrid beamforming is proposed in [4], wherein two different learning models (one for DoA estimation and another for beamforming) are designed. This approach achieves approximately 200 times lower computation

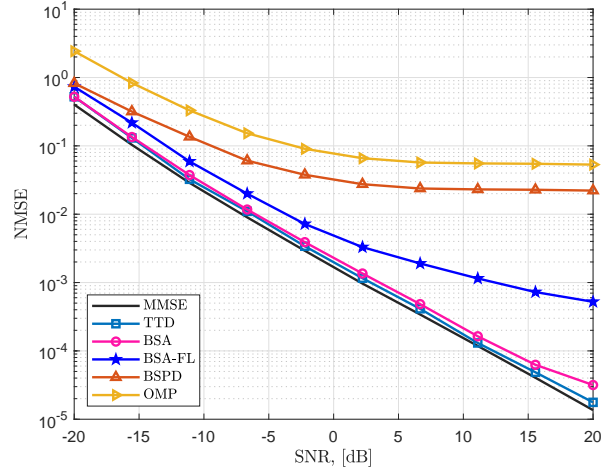


Fig. 5. THz channel estimation performance in terms of NMSE for hardware-based techniques (TTD) and signal processing (BSA, BSPD, OMP) as well as ML-empowered (BSA-FL) approaches.

time while providing satisfactory SE compared to fully-digital beamforming (see Fig. 4).

Most of the ML algorithms rely on collecting the data from the edge devices, e.g., mobile phones, to a central server, wherein the learning model is trained. The size of the datasets usually scales with the number of antennas in the array. Hence, dataset transmission entails huge communications overhead (CO) in centralized learning (CL) schemes. To reduce the high CO in CL, federated learning (FL) approach is introduced for THz channel estimation problem in [15] where approximately 70 times lower CO is obtained while providing satisfactory NMSE performance (see Fig. 5). In order to achieve more communication-efficient learning capability, the sparsity of THz channels can be exploited to reduce the size of learning models, and thereby developing quantized or slimmable neural networks.

IV. OPEN PROBLEMS AND RESEARCH OPPORTUNITIES

The vision of THz-ISAC faces several design challenges, to name some, THz channel characteristics due to shorter S&C range, waveform design providing a joint signaling as well as beam misalignment and link failures due to pencil beamforming. In the following, we provide an extensive discussion and highlight the related research opportunities.

A. THz Channel Acquisition

Compared to its mm-Wave counterpart, THz channel estimation is more challenging due to involvement of additional error sources to be modeled, e.g., beam split effect, near-/far-field channel modeling, etc.

1) *Beam Split*: In [8], a true-time-delay (TTD) processing technique is developed for THz channel estimation in the presence of beam split, wherein a time delay network is used to realize analog beamformers similar to the DPP approach in [6]. While this approach necessitates additional time delay

network, signal processing-based approaches, e.g., beam split pattern detection (BSPD) [13] and beamspace support alignment (BSA) [15] can also be used for accurate THz channel estimation. Fig. 5 shows the NMSE performance of these methods for wideband THz channel at 300 GHz with 30 GHz bandwidth. Fig. 5 indicates that TTD attains close to minimum mean-squared-error (MMSE) estimation performance. All of these approaches are based on sparse recovery techniques, i.e., orthogonal matching pursuit (OMP), and we observe that the direct application of OMP yields poor NMSE performance. While BSPD performs slightly better than OMP, BSA achieves lower NMSE. The BSA approach also involves FL which leads to certain performance loss due to decentralize model training. Both [13] and [15] suffer from poor precision, high resolution and off-grid approaches are needed for better NMSE performance.

2) *Near-field Beam Split*: In contrast to far-field, wideband THz transmission in near-field causes beams split in different directions as well as different distances. This results a new phenomenon called *near-field beam split* which is range-dependent, and cannot be easily mitigated by the far-field beam split correction techniques of [8, 13, 15]. The near-field beam split effect can cause serious problems in both S&C. In this case, the transmitted signal fails to focus on the desired user/target location, at which only the beams generated at the central frequency can arrive. Furthermore, the radar receiver should take into account designing the matched-filters the impulse response of the range-dependent propagation channel as well as beam split. Recently, near-field beam split is investigated in [14] and a subsequent solution is proposed based on a time delayer network and a piece-wise approximation of the far-field. Consequently, the near-field and beam split are still open problems to be investigated.

B. Waveform Design

The ISAC receiver is responsible to accurately demodulate the received communications signal while recovering the echo signal from the targets. When S&C signals do not overlap, conventional signal processing techniques can be employed. On the other hand, ISAC aims to improve the *integration gain* via joint processing of S&C signals, and thereby reducing the hardware requirements [3].

For waveform design, the ISAC resource allocation can be performed either communication-centric (CC), sensing-centric (SC) or unified design schemes. The former techniques may be easier at the cost of low efficiency; while the latter has improved accuracy both S&C with high signal processing and computational complexity.

1) *Physical Layer THz-ISAC Waveform Design*: The wideband processing is critical in THz-bands, at which the Doppler spread causes ICI, which makes OFDM inapplicable, especially in high mobility case. To overcome this issue, orthogonal time-frequency-space (OTFS) multiplexing techniques can provide robustness against the Doppler shift in THz-ISAC [10]. The OTFS is also advantageous in reducing the peak-to-average power ratio (PAPR), from which the OFDM systems suffer. Nevertheless, the OTFS-based waveform design comes with a non-negligible receiver cost and complexity.

Instead, ML-based modulation classification techniques may be more efficient, wherein the 2D time-frequency frames can be used as input data. An efficient design is introduced in [11] by exploiting non-uniform multi-wideband (NU-MW) OFDM subcarriers. However, one should design the subcarrier spacing carefully in this technique since it needs to be less than the maximum Doppler shift, which may be application-dependent. For the ease of implementation, adaptive methods may be helpful for controlling the subcarrier spacing.

The ISAC waveform design techniques should also take into account the THz transmission windows, which may shrink with the transmission range (see Fig. 1). By exploiting the transmission windows in THz, distance-aware approaches can be deployed for the THz-ISAC applications. That is, the central part of the bandwidth is dedicated for the long-distance users/targets while the S&C operations can benefit the whole bandwidth for the short-distance users/targets [7].

2) *Higher Layer THz-ISAC Waveform Design*: Most of the ISAC literature concentrate on physical layer design, while there are a few works on higher layer coordination of S&C with multiple access technologies. For instance, by utilizing the preamble sequence in IEEE 802.11ad frame, a radar-aware carrier-sense multiple access (RA-CSMA) protocol is proposed in [5] for low-THz (0.06 – 4 THz) V2V ISAC. In particular, the sensing signals are treated as a packet in CSMA. Although this approach is advantageous in terms of SE, it may lead to low sensing duty cycle in case of congestion of radars.

C. Beam Misalignment

Another challenging issue in THz-ISAC is beam misalignment due to pencil beamforming. In THz, the beamwidth is very narrow such that the beams at the transmitter and the users may not be aligned. This causes link failures, inter-cell handovers and intra-cell beam switches. An ISAC-like approach (i.e., sensing-assisted communication) is developed in [12], wherein multiple synchronization signal blocks (SSBs) are transmitted to mitigate beam misalignment. It is reported in [12] that sensing-aided approach reduces beam misalignment probability by up to 70%. On the other hand, the algorithm performance directly depends on the sensing accuracy.

V. CONCLUSIONS

Despite the potential advantages of THz-band, several complex issues are yet to be addressed and present new research opportunities. This article provided a synopsis of state-of-the-art techniques for THz-ISAC design to combat these challenges using UM antenna array architectures, hybrid beamforming and waveform design.

Each of these challenges should be taken into account together with THz-specific peculiarities for reliable THz-ISAC. For instance, one must consider the severe path loss and channel sparsity for array design in addition to new antenna design/fabrication techniques for extremely dense arrays. Both THz-ISAC hybrid beamforming and THz channel estimation techniques mandate use of advanced signal processing for

beam split correction because employing time delay network approaches are too much power consuming.

Furthermore, distance-dependent bandwidth and the Doppler shift should be considered for wideband THz S&C applications. Transmission range is also critical for accurately estimating the THz channel, which may necessitate spherical-propagation model.

REFERENCES

- [1] I. F. Akyildiz, C. Han, Z. Hu, S. Nie, and J. M. Jornet, "Terahertz Band Communication: An Old Problem Revisited and Research Directions for the Next Decade," *IEEE Trans. Commun.*, vol. 70, no. 6, pp. 4250–4285, May 2022.
- [2] H. Saeed, M.-S. Alouini, and T. Y. Al-Naffouri, "An overview of signal processing techniques for Terahertz communications," *Proceedings of the IEEE*, vol. 109, no. 10, pp. 1628–1665, 2021.
- [3] J. A. Zhang, F. Liu, C. Masouros, R. W. Heath, Z. Feng, L. Zheng, and A. Petropulu, "An Overview of Signal Processing Techniques for Joint Communication and Radar Sensing," *IEEE J. Sel. Top. Signal Process.*, vol. 15, no. 6, pp. 1295–1315, Sep. 2021.
- [4] A. M. Elbir, K. V. Mishra, and S. Chatzinotas, "Terahertz-Band Joint Ultra-Massive MIMO Radar-Communications: Model-Based and Model-Free Hybrid Beamforming," *IEEE J. Sel. Top. Signal Process.*, vol. 15, no. 6, pp. 1468–1483, Oct. 2021.
- [5] V. Petrov, G. Fodor, J. Kokkonen, D. Moltchanov, J. Lehtomaki, S. Andreev, Y. Koucheryavy, M. Juntti, and M. Valkama, "On Unified Vehicular Communications and Radar Sensing in Millimeter-Wave and Low Terahertz Bands," *IEEE Wireless Commun.*, vol. 26, no. 3, pp. 146–153, May 2019.
- [6] L. Dai, J. Tan, Z. Chen, and H. V. Poor, "Delay-Phase Precoding for Wideband THz Massive MIMO," *IEEE Trans. Wireless Commun.*, p. 1, Mar. 2022.
- [7] C. Lin and G. Y. Li, "Terahertz Communications: An Array-of-Subarrays Solution," *IEEE Commun. Mag.*, vol. 54, no. 12, pp. 124–131, Dec 2016.
- [8] K. Dovelos, M. Matthaiou, H. Q. Ngo, and B. Bellalta, "Channel Estimation and Hybrid Combining for Wideband Terahertz Massive MIMO Systems," *IEEE J. Sel. Areas Commun.*, vol. 39, no. 6, pp. 1604–1620, Apr. 2021.
- [9] X. Liu, H. Zhang, K. Long, M. Zhou, Y. Li, and H. V. Poor, "Proximal Policy Optimization-Based Transmit Beamforming and Phase-Shift Design in an IRS-Aided ISAC System for the THz Band," *IEEE J. Sel. Areas Commun.*, vol. 40, no. 7, pp. 2056–2069, Mar. 2022.
- [10] Y. Wu, C. Han, and Z. Chen, "An Energy-Efficient DFT-Spread Orthogonal Time Frequency Space System for Terahertz Integrated Sensing and Communication," in *2022 IEEE International Conference on Communications Workshops (ICC Workshops)*. IEEE, May 2022, pp. 1–5.
- [11] Y. Wu, F. Lemic, C. Han, and Z. Chen, "A Non-Uniform Multi-Wideband OFDM System for Terahertz Joint Communication and Sensing," in *2021 IEEE 93rd Vehicular Technology Conference (VTC2021-Spring)*. IEEE, Apr. 2021, pp. 1–5.
- [12] W. Chen, L. Li, Z. Chen, T. Quek, and S. Li, "Enhancing THz/mmWave Network Beam Alignment with Integrated Sensing and Communication," *IEEE Commun. Lett.*, p. 1, Apr. 2022.
- [13] J. Tan and L. Dai, "Wideband channel estimation for THz massive MIMO," *China Commun.*, vol. 18, no. 5, pp. 66–80, May 2021.
- [14] M. Cui, L. Dai, R. Schober, and L. Hanzo, "Near-Field Wideband Beamforming for Extremely Large Antenna Arrays," *arXiv*, Sep. 2021.
- [15] A. M. Elbir, W. Shi, K. V. Mishra, and S. Chatzinotas, "Federated Learning for THz Channel Estimation," *arXiv*, Jul. 2022.