

The Origin of the Doppler-flip in HD 100546: a large scale spiral arm generated by an inner binary companion

BRODIE J. NORFOLK,¹ CHRISTOPHE PINTÉ,^{2,3} JOSH CALCINO,⁴ IAIN HAMMOND,² NIENKE VAN DER MAREL,⁵ DANIEL J. PRICE,² SARAH T. MADDISON,¹ VALENTIN CHRISTIAENS,⁶ JEAN-FRANÇOIS GONZALEZ,⁷ DORI BLAKELY,⁸ GIOVANNI ROSOTTI,^{5,9} AND CHRISTIAN GINSKI⁵

¹Centre for Astrophysics and Supercomputing (CAS), Swinburne University of Technology, Hawthorn, Victoria 3122, Australia

²School of Physics and Astronomy, Monash University, Vic 3800, Australia

³Univ. Grenoble Alpes, CNRS, IPAG, F-38000 Grenoble, France

⁴Theoretical Division, Los Alamos National Laboratory, Los Alamos, NM 87545, USA

⁵Leiden Observatory, Niels Bohrweg 2, 2333 CA Leiden, The Netherlands

⁶Space sciences, Technologies & Astrophysics Research (STAR) Institute, Université de Liège, Allée du Six Août 19c, B-4000 Sart Tilman, Belgium

⁷Univ Lyon, Univ Claude Bernard Lyon 1, ENS de Lyon, CNRS, Centre de Recherche Astrophysique de Lyon UMR5574, F-69230, Saint-Genis-Laval, France

⁸University of Victoria, 3800 Finnerty Rd, Victoria, BC, V8P 5C2, Canada

⁹School of Physics and Astronomy, University of Leicester, Leicester, LE1 7RH, United Kingdom

(Accepted August 3, 2022)

ABSTRACT

Companions at sub-arcsecond separation from young stars are difficult to image. However their presence can be inferred from the perturbations they create in the dust and gas of protoplanetary disks. Here we present a new interpretation of SPHERE polarised observations that reveal the previously detected inner spiral in the disk of HD 100546. The spiral coincides with a newly detected ¹²CO inner spiral and the previously reported CO emission Doppler-flip, which has been interpreted as the signature of an embedded protoplanet. Comparisons with hydrodynamical models indicate that this Doppler-flip is instead the kinematic counterpart of the spiral, which is likely generated by an inner companion inside the disk cavity.

Keywords: protoplanetary discs — planets and satellites: formation — binaries: close

1. INTRODUCTION

High resolution observations from ALMA and VLT SPHERE have revealed that numerous transition disks contain spirals that propagate in altitude from millimeter grains in the mid-plane up to micro-meter grains in the upper layers of the disk (e.g. V1247 Ori, HD135355B, MWC 758, HD100453; Kraus et al. 2017; Cazzoletti et al. 2018; Dong et al. 2018; Rosotti et al. 2020). Observing these spirals, and spiral induced features (e.g. non-Keplerian motion) in disks (for $M_{\text{disk}} \leq 10\%M_{\text{star}}$ Toomre 1964) presents strong evidence for the presence of a disk-perturbing companion (Dong et al. 2015; Pinte et al. 2018a; Calcino et al. 2021).

2. METHODS

2.1. IRDIS polarimetric observations

The disk surrounding HD100546 (distance: 108.12 ± 0.44 pc, age: $5.5^{+1.4}_{-0.8}$ Myr, mass: $2.05^{+0.10}_{-0.12} M_{\odot}$; Gaia Collaboration et al. 2021; Vioque et al. 2018) contains a large spiral arm in the inner disk, and spirals at larger scales as seen in scattered light observations (Garufi et al. 2016; Follette et al. 2017; Sissa et al. 2018). It also harbors a Doppler-flip, *i.e.* a sign reversal in the ¹²CO rotation map at ~ 20 au from the star where the Keplerian rotation has been subtracted (Casassus & Pérez 2019; Pérez et al. 2020, hereafter CP19; P20). CP19 and P20 suggested that these deviations from Keplerian rotation might be the imprint of a $> 5 M_{\text{Jup}}$ embedded protoplanet, where the Doppler-flip arises from the opposite signs of the velocity field, relative to the planet, in the inner and outer Lindblad resonance spirals.

However, as discussed by the authors, the planet origin for the non-Keplerian motions is difficult to reconcile with the sub-millimeter continuum observations. The Doppler-flip, and hence the tentative planet, are co-located with the azimuthal asymmetry seen in the dust continuum ring, while massive embedded planets are expected to carve gaps in the

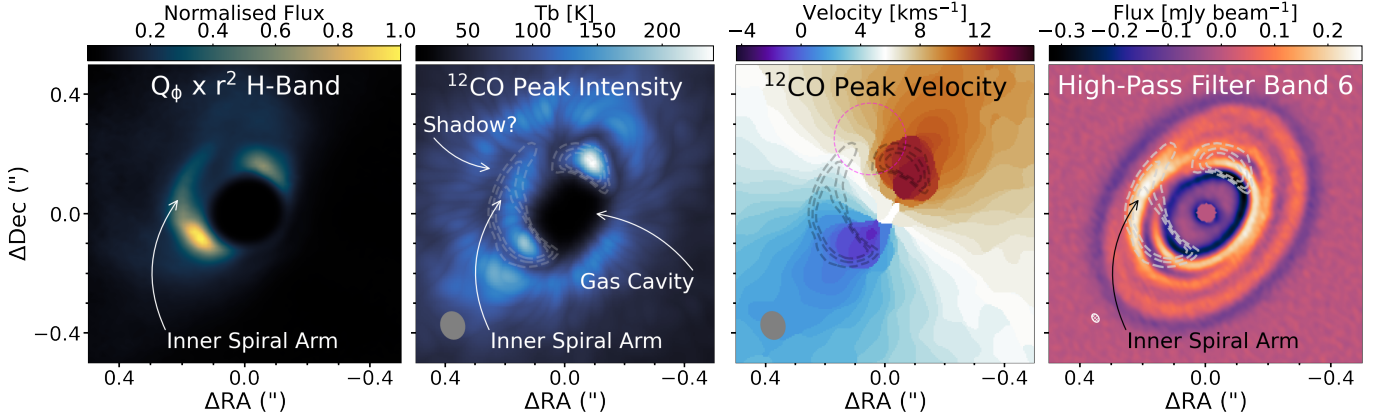


Figure 1. Panel 1: $Q_\phi r^2$ -scaled H -Band observations with a sinh colorbar to emphasize bright emission. Panel 2: Inner region of the ^{12}CO non-continuum subtracted peak intensity map, a sinh colorbar is used to emphasize the bright inner gas spiral. Panel 3: Peak velocity map of continuum subtracted ^{12}CO emission. The magenta dashed circle represents the location of the Doppler flip reported by CP19. Panel 4: Our Band 6 continuum observations with a high-pass filter, we masked the bright unresolved inner disc to highlight the emission structure in the ring component, see Appendix A for further details. Over-plotted in each panel are the black/white dashed contours from the SPHERE observations at 0.53, 0.61, and 0.69 normalised flux units.

dust (and gas) distribution (e.g. Paardekooper & Mellema 2004).

In this letter, we compare SPHERE H -band scattered light images with ALMA ^{12}CO J=2-1 observations, and present hydrodynamical and radiative transfer models to explore whether the disk central cavity (~ 16.5 au) and CO kinematic structure share a common origin, namely a close companion carving the cavity and generating spiral arms.

HD100546 was observed with the Infrared Differential Imaging Spectrometer (IRDIS; Dohlen et al. 2008) instrument on the Spectro-Polarimetric High contrast imager for Exoplanets REsearch (SPHERE; Beuzit et al. 2008), on 18 February 2019 as part of ESO programme 0102.C-0162(A) (PI: C. Ginski). We used the dual-polarisation imaging (PDI) mode (de Boer et al. 2020), with an integration time of 16 s, a H -band filter (1.625 μm) and an apodised Lyot coronagraph ALC2 (N_ALC_YJH_S, diameter 185 mas). We used eight polarimetric cycles with two exposures at each half wave plate position (total integration time 17 minutes) with an average seeing of $0''.82$ (after excluding the first polarimetric cycle and several cycles that showed inconsistent coronagraphic status).

We reduced the archival observations (unpublished) using the IRDIS Data reduction for Accurate Polarimetry pipeline (IRDAP; van Holstein et al. 2020). We computed the clean Q and U Stokes parameters using the normalised double-difference method, and corrected for instrument polarisation by applying the Mueller matrix model. A $Q_\phi r^2$ -scaled image was produced using diskmap (Stolker et al. 2016) to account for stellocentric flux loss to 150 au, using the revised *Gaia* distance of 110 ± 0.6 pc, and disk inclination 43.2° and PA 144° retrieved from Markov chain Monte Carlo fits of the sub-millimeter continuum emission.

2.2. ALMA Observations and Data Reduction

We calibrated archival ALMA Band 6 observations (Projects: 2016.1.00344.S, published in CP19 and P20; and 2018.1.01309.S, published in Casassus et al. 2022) using the CASA pipeline for the appropriate ALMA cycle. Continuum observations have a total bandwidth of 2 GHz for 2016.1.00344.S and 6 GHz for 2018.1.01309.S. The ^{13}CO and C^{18}O J=2-1 lines were observed with a resolution of 122 kHz in the 2016.1.00344.S program, and the ^{12}CO J=2-1 line was observed at 122 kHz resolution in both programs. We performed four rounds of phase-only self-calibration on the continuum short baseline data of 2016.1.00344.S with successive integration times of ‘inf’, 120s, 60s, and ‘int’. For the long baseline continuum data of both programs, we performed a single phase-only self-calibration with an infinite integration time. We shifted each execution to a common position with the ‘fixvis’ task, and re-scaled the flux of the long baseline visibilities to match the short baseline data using the DSHARP reduction utilities, prior to concatenating all the executions. We applied the same self-calibration solutions, shift and re-scaling to the CO lines.

The continuum and CO emission were imaged using the *tclean* task in CASA, with the Multiscale Clean deconvolver (Cornwell 2008) with Briggs weighting. We used a robust parameter of 0.5 for the continuum, leading to a beam size of $0.03'' \times 0.02''$, with a PA of 31° , a SNR of 320 and RMS of $9.8 \mu\text{Jy beam}^{-1}$. For the ^{12}CO emission (with and without continuum subtraction) we used a channel width of 0.32 km s^{-1} , a robust parameter of 1.0, and a *uv* taper of $0.06''$, resulting in a beam size of $0.95'' \times 0.081''$, with a PA of 16° and a RMS noise of $0.8 \text{ mJy beam}^{-1}$ for our continuum subtracted cube, and beam size $0.094'' \times 0.081''$, PA of 18° and RMS noise of $1.0 \text{ mJy beam}^{-1}$ for

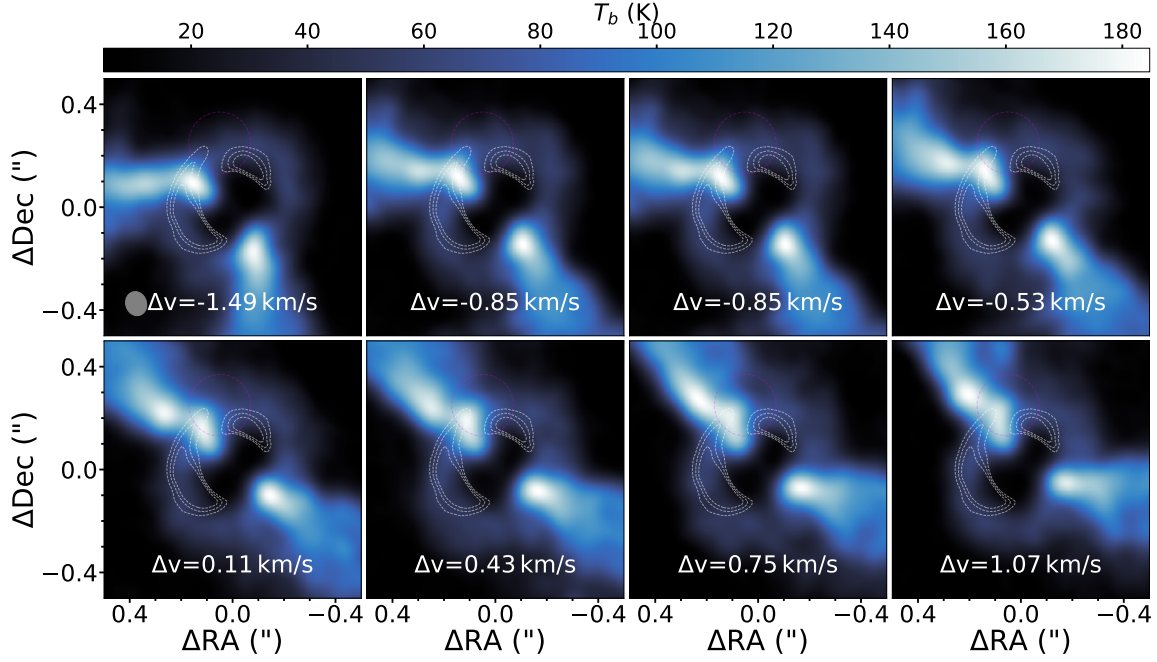


Figure 2. Selected non-continuum subtracted ^{12}CO J=2-1 channel maps highlighting the deviation from Keplerian velocity at the edge of the disk cavity. The lower limit on the colorbar is set to 15 K. The SPHERE Q_ϕ image is shown with white dashed contours at 1.3e6, 1.5e6, and 1.7e6 au. White arrows point to the “kink” as it shifts across each channel map. The magenta dashed circle represents the location of the Doppler flip reported by CP19.

our non-subtracted cube. We then applied JvM (Jorsater & van Moorsel 1995) and primary beam corrections to all images. For ^{13}CO and C^{18}O emission (continuum subtracted) we used a channel width of 0.32 km s^{-1} , a robust parameter of 1.0, and a uv taper of $0.06''$. This resulted in a beam size of $0.12'' \times 0.10''$, with a PA of -20° and a RMS noise of $1.7 \text{ mJy beam}^{-1}$ for ^{13}CO , and a beam size of $0.12'' \times 0.10''$, with a PA of -19° and a RMS noise of $1.3 \text{ mJy beam}^{-1}$ for C^{18}O .

2.3. Hydrodynamics and radiative transfer modeling

We performed 3D smoothed particle hydrodynamics (SPH) simulations using PHANTOM (Price et al. 2018a). Our goal was not to perform a detailed fitting of all the available observations, but to explore if a binary can explain both the central cavity and disrupted kinematics. We assumed a central star with mass $2 M_\odot$ (Vioque et al. 2018). Based on previous work on synthetic observations of circumbinary disks (Ragusa et al. 2017; Price et al. 2018a), we only explored a restricted region of the parameter space with companion masses between 0.2 and $0.6 M_\odot$ ($q=0.1$ and 0.3) at a semi-major axis of 8.4 au (e.g. $\sim 1/2 \times$ the cavity radius of $\sim 16.2 \text{ au}$, Artymowicz & Lubow 1994) and on orbits with eccentricities between 0.2 and 0.6 . We treated both stars as sink particles (Bate et al. 1995) with accretion radii of 0.7 au . We initialized a gas-only circumbinary disk with 2×10^6 SPH particles between $R_{\text{in}} = 16.8 \text{ au}$ and $R_{\text{out}} = 126 \text{ au}$, with a surface density

profile $\Sigma(r) \propto r^{-1}$, a temperature profile $T \propto r^{-0.5}$, and a scale height $H/R_{\text{ref}} = 0.05$ at $R_{\text{ref}} = 25.2 \text{ au}$ (chosen to closely match the scale height of the disc, see Appendix D, where $(H/R)_{^{12}\text{CO}} \approx 3 - 4 \times H/R_{\text{ref}}$). We used a total gas disk mass of $5 \times 10^{-3} M_\odot$. Given this low mass we neglect the disc self-gravity. We modeled the disc viscosity using an average Shakura & Sunyaev (1973) viscosity of $\alpha_{SS} = 5 \times 10^{-3}$ by setting the SPH artificial viscosity $\alpha_{AV} = 0.24$.

Length values are given after a re-scaling of all length (and consequentially velocity and time) code units in our PHANTOM models to match the models cavity radius with the observed cavity radius (e.g. $\sim 16 \text{ au}$, Pérez et al. 2020).

We ran our models for 100 orbits of the central binary, and then re-ran them for one additional orbit with outputs every $1/10$ of an orbit to study how the disk structure varies as a function of the binary phase. Although the duration of our simulation is lower than the viscous timescale, circumbinary disc simulations by Hirsh et al. (2020) show that the cavity size is largely set on timescales of a few hundred binary orbits.

For each of the 10 output samples along the final orbit of our SPH simulations, we generated a Voronoi mesh for input into the Monte Carlo radiative transfer code MCFOST (Pinte et al. 2006, 2009) which is used to produce synthetic CO emission observations. We assumed a power-law dust grain size distribution $dn/ds \propto s^{-3.5}$ for $0.05 \mu\text{m} \leq s \leq 3000 \mu\text{m}$

with a gas-to-dust ratio of 20 (Bruderer et al. (2012) suggests a ratio of 100 is a better fit to their *Herschel* data however, their alternative solution of Gas/Dust = 20 is in closer agreement with more recent derivations using ALMA data (Miley et al. 2019)), for a population of spherical and homogeneous grains composed of astronomical silicate (Weingartner & Draine 2001). We set $T_{\text{eff}} = 10250$ and $R_{\odot} = 1.91$ for HD 100546 as derived by Vioque et al. (2018). We assumed that our companion is approximately the same age as its host (e.g. 5 Myr, Vioque et al. 2018) and used the isochrones from Siess et al. (2000), which led to and effective temperatures of 3870 K and a radii of $1.16 R_{\odot}$. We used an initial CO abundance of $\text{CO}/\text{H}_2 = 1 \times 10^{-4}$. This ratio is affected by freeze out when $T < 20$ K (depletion factor of 1×10^{-4}), full photo-dissociation by UV radiation, as well as photo-desorption of the CO ice (following appendix B of Pinte et al. 2018a). We generated channel maps with a spectral resolution of 0.32 km/s and convolved them by the observed beam. The resulting synthetic cubes do not reproduce the observed peak temperature (~ 130 K vs. ~ 180 K) however, this likely indicates that $T_{\text{gas}} \geq T_{\text{dust}}$ in the CO emitting layer, due to for instance to PAH photoelectric heating (Woitke et al. 2009), which is not included here. A similar difference was observed by de Gregorio-Monsalvo et al. (2013) for HD 163296.

3. RESULTS AND DISCUSSION

3.1. The Doppler-flip is the kinematic counterpart of a spiral arm

We re-detect a large scale spiral in scattered light (Figure 1, left panel) originating from the inner edge of the disk ($\approx 0.12''$) in the South-East direction and opening to the North up to $\approx 0.25''$ separation (previously imaged by Garufi et al. 2016; Follette et al. 2017; Sissa et al. 2018). We also detect this inner spiral arm in non-continuum subtracted ^{12}CO peak brightness temperature (second panel), and a tentative shadow behind the spiral (both the spiral and shadow are detected in the continuum subtracted cube albeit at a lesser extent). The scattered light spiral aligns with this newly detected gas spiral as well as the bending of the isovelocity curves in the ^{12}CO peak velocity map (third panel), *i.e.* with what appears as the Doppler-flip in the $v_{\text{Keplerian}}$ subtracted rotation map in CP19 (Fig. 1). Equivalently, the scattered light spiral is co-located with the velocity kinks observed in the channel maps (Fig. 2), which is also tentatively seen in ^{13}CO and C^{18}O emission (e.g. see Appendix C).

Since scattered light and ^{12}CO emission arise from similar altitudes in the disk (e.g. see Appendix D), projection effects should be minimal, which suggests that the scattered light spiral is likely to be physically connected to the non-Keplerian motions observed in ^{12}CO .

We observe evidence of additional co-spatial features in the disk. Figure 3 highlights several deviations from Keplerian motion at large scales in the ^{12}CO channel maps, which includes a large kink in the $\Delta v = -0.85 \text{ms}^{-1}$ and 0.53kms^{-1} channels, also visible in our EDDY model subtraction residuals, that coincide with the outer scattered light spiral arm (this connection is also detected in our ^{12}CO peak intensity map, see Appendix B for further details). Additionally, using a high band-pass filter on the 1.3 mm dust continuum observations, we trace a tentative spiral structure (Fig. 1, right panel) crossing the dust crescent at the inner edge of the cavity. Assuming sufficient dust settling and a relatively lower optical depth at 1.3 mm, this spiral structure is likely to be the mid-plane counterpart of the scattered light spiral (as similarly found for HD100453, Rosotti et al. 2020).

3.2. An inner binary generates an apparent Doppler-flip

Our modeling shows that a planet at ~ 20 au is not required to produce a kinematic structure that resembles the Doppler-flip detected in HD 100546. The surface density of the SPH simulation with $q = 0.3$ ($M_{\text{binary}}/M_{\text{star}}$) and $e = 0.6$ (eccentricity) (our fiducial model) along with the corresponding ^{12}CO channel maps are shown in Figure 4. The central binary is able to produce the prominent spiral arms, with the associated non-Keplerian motions. Our model displays several velocity kinks at the edge of the cavity, with amplitude and shape similar to those observed in HD 100546. As our goal is only to qualitatively explain the observations, we explored a limited region of the parameter space, and the selected model is not a unique solution. The amplitude of the kinematic deviation increases with mass ratio and eccentricity. Models with $q \leq 0.2$ did not perturb the disc sufficiently to produce the observed non-Keplerian motion, suggesting a stellar mass companion was required. We note that a more massive companion might have led to an even better agreement with the observations, but a mass ratio of 0.3 is already in tension with the constraints of sparse aperture masking (see discussion in section 3.3), so we did not explore higher masses.

To assess if the fiducial model’s kinematic structure can appear as a Doppler-flip, we subtracted an “exact” Keplerian velocity field from the model peak velocity map (by forcing the SPH particles to be on a circular Keplerian orbit around a central object with a mass equal to the sum of the 2 binary objects), and present the residuals in Fig. 5 panel 1 (adopting a procedure similar to that used in Pinte et al. 2020). The resulting velocity residuals reveal that the gas flow is strongly non-Keplerian, with velocity spirals at multiple scales, but do not show a Doppler-flip at the edge of the cavity.

However, for the observed disk, the unperturbed velocity field is unknown, and is instead estimated either by fitting a model (e.g. Teague et al. 2018) or by constructing an azimuthal average (CP19). We then perform a similar proce-

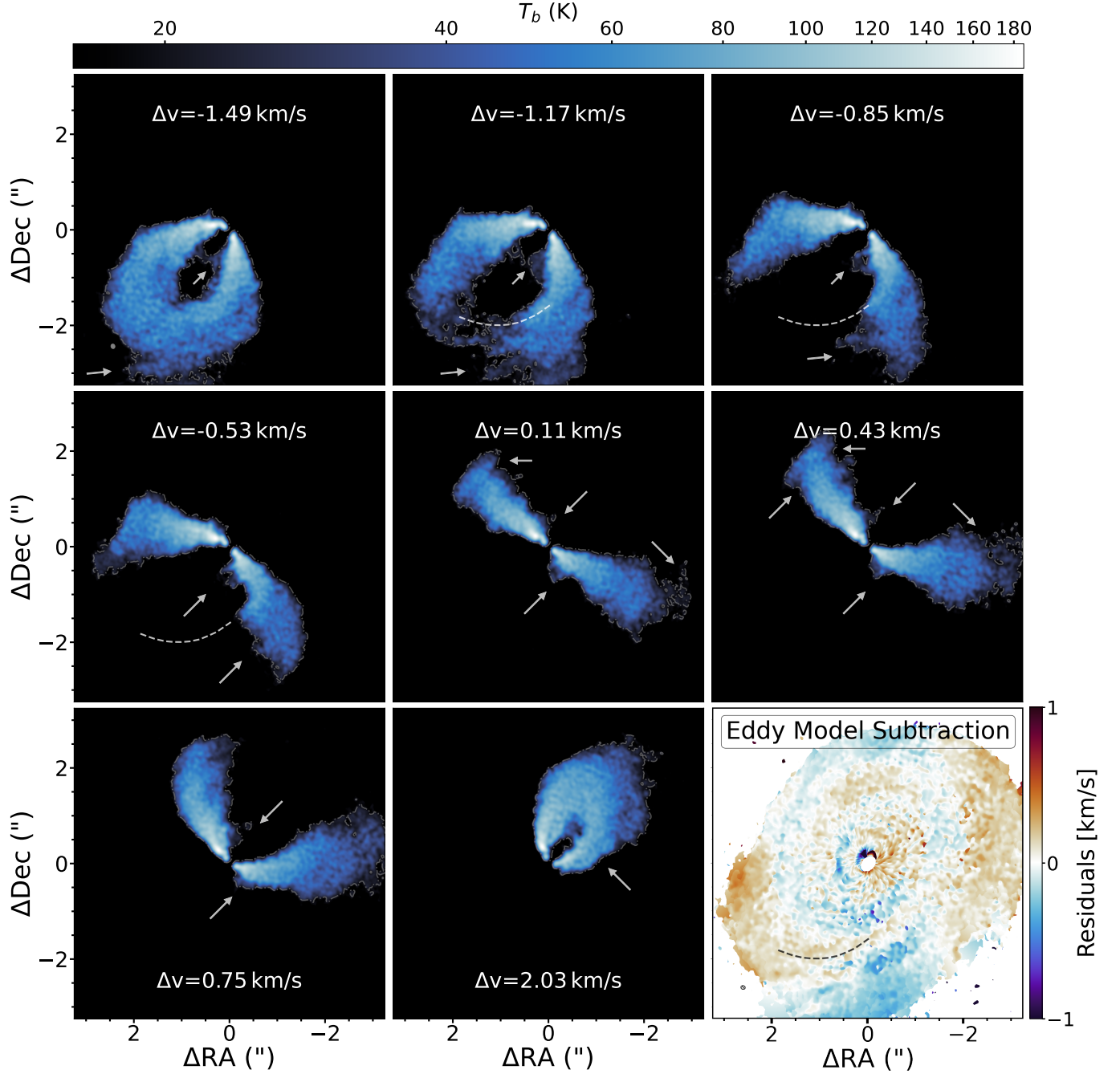


Figure 3. Large scale continuum subtracted CO(2-1) channel maps. We highlight several non-Keplerian features with white arrows and overlay a trace of the southern scattered light spiral (see Fig. 7) with a dashed line. We include a large scale view of our EDDY model subtraction residuals, and highlight with a dashed black contour that a prominent velocity spiral arm in the residual map also coincides with the scattered light spiral. To ensure these deviations are not background noise, we plot the 5σ value ($5 \times 1.2 \text{ mJy beam}^{-1}$) with a dash-dot gray contour in each channel.

ture on our synthetic observations, as well as on the observations (Fig. 5, central and right panels). We generate a peak velocity map with BETTERMOMENTS (Teague & Foreman-Mackey 2018), before subtracting a Keplerian model using EDDY (Teague 2019). Both the synthetic and observed cubes are processed in the same way.

The right panel of Fig. 5 shows a sign reversal in the rotation map that is consistent with the Doppler-flip detected by CP19. Interestingly, we detect a similar flip in the synthetic observations (central panel) and spiral-like residuals. A comparison with the left panel shows that this apparent Doppler-flip is an artifact of the subtraction procedure. EDDY tries to subtract a Keplerian rotation field that best matches the observations. This relies on the assumption that a smooth Keplerian rotation background dominates the velocity field. Consequentially for our synthetic residual map, EDDY slightly underestimates the central mass (2.4 instead of $2.6 M_{\odot}$). The subtraction of this estimated velocity average from the strongly modulated rotation map then results in an apparent sign reversal in the residuals.

3.3. Where is the companion ?

The similarity between the EDDY residuals for the ^{12}CO data and synthetic observations from the SPH simulation suggests that the Doppler-flip detected by CP19 may simply be the summation of ‘kinks’ across the systematic velocity that remain after subtracting an average velocity background. We showed that the observed kinematic structures in HD 100546 (apparent Doppler-flip, non-Keplerian motions in the cavity, P20, initially reported as a misaligned inner gas disk; Walsh et al. 2017) can be explained by a central binary, rather than a planet located inside the dust ring. A central binary can also explain the presence of many of the structures observed by other disc tracers such as: the large cavity and asymmetry observed in continuum wavelengths (Pérez et al. 2020; Norfolk et al. 2021), the spiral arm seen in scattered light (Garufi et al. 2016; Follette et al. 2017; Sissa et al. 2018, and see our model comparison in Appendix E), as well as the non-Keplerian motions observed in the inner regions of the disc via SO emission (Booth et al. 2018). A single binary companion has been shown to drive similar disk features in both HD142527 (Price et al. 2018b) and potentially IRS 48 (Calcino et al. 2019), although a companion has not been detected directly in the latter.

A series of observational studies have suggested the presence of a companion inside the cavity of HD 100546 (Brittain et al. 2014, 2019), although most have discussed a several-Jupiter mass planet rather than a stellar mass companion. P20 conducted sparse aperture masking observations (SAM) with SPHERE and concluded that no stellar companion exists in the cavity. Our model predicts a apparent separation of 25mas, and a flux ratio of 8.4 ($\Delta M = 2.3$) in K band be-

tween the two stars. According to the detection limits of the SPHERE SAM observations (Fig. 6 in P20), such a companion should have been detected. This discrepancy might be resolved with a lower mass companion that is inclined relative to the outer disk. Inclined lower mass companions will generate non-Keplerian motions at similar magnitudes (e.g. as was seen for the variety of inclinations used for HD 142527b’s orbit, Price et al. 2018b) while remaining undetected in the SAM observations. However, we did not consider inclined configurations in this study for simplicity. We also note that while the Gravity data reveals a large fractional contribution of the circumstellar disk in the VLTI field of view: 0.63 in K band, the visibilities and phase closures display high-frequency modulations (Fig. B.1 in Gravity Collaboration et al. 2019) that may indicate the presence of a companion.

Gaia Collaboration et al. (2021) indicates a preliminary astrometric excess noise of 0.38 mas at the 155σ level, which is significantly larger than the 0.16 mas of HD 142527, where there is a known $\approx 0.2 M_{\odot}$ binary companion (Price et al. 2018a). While the astrometric signal in a young star can be perturbed by variability and illumination effects, making it difficult to definitely attribute any excess noise to a physical astrometric wobble caused by a companion, the large excess in HD 100546 does suggest the presence of a binary companion.

The short orbital period of a potential binary (about 15 years in our model) also offers some exciting opportunities for monitoring to test our interpretation. For instance, our model predicts that for most of the binary orbit (7/10 dumps across 1 orbit), the velocity kink is flipped (at the same azimuthal position) compared to the current configuration. If our prediction is correct, kinematic signatures should change significantly over the next 3 to 5 years, and regular ALMA follow-up observations could test the validity of our proposed binary-disk configuration. If the orbit is indeed eccentric, additional observations with SAM might also be able to reveal the companion within a few years.

Although a companion inside the cavity can explain the morphological features around the mm dust cavity, an additional mechanism might be required to explain features at large scales. A dust ring with radius ~ 180 au was reported by Fedele et al. (2021), and is potentially created by a massive planet at $\sim 80 - 120$ au. Such a planet could produce morphological and kinematic signatures such as localised kinks (e.g. Pinte et al. 2018a) or more extended velocity perturbations from spiral arms (Calcino et al. 2021). Another possibility is that the disk around HD100546 is being perturbed by late stage inflows (Dullemond et al. 2019). Either or both of these scenarios could explain the spiral arms and kinematic perturbations seen at distances larger than 100 au ($\gtrsim 1''$) from the central cavity in Figures 3 and 7. Interest-

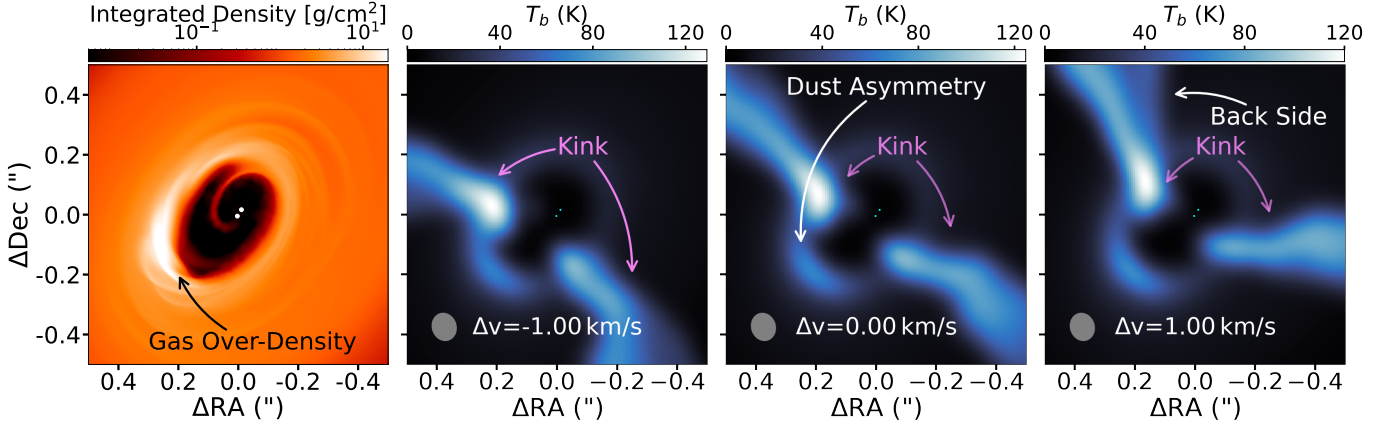


Figure 4. Panel 1: Integrated density from our SPH simulation. Panels 2, 3 & 4: Synthetic channel maps from our circumbinary model with a $\sim 0.6 M_{\odot}$ ($q = 0.3$) companion at 8.4 au convolved with the same beam dimensions as the observations.

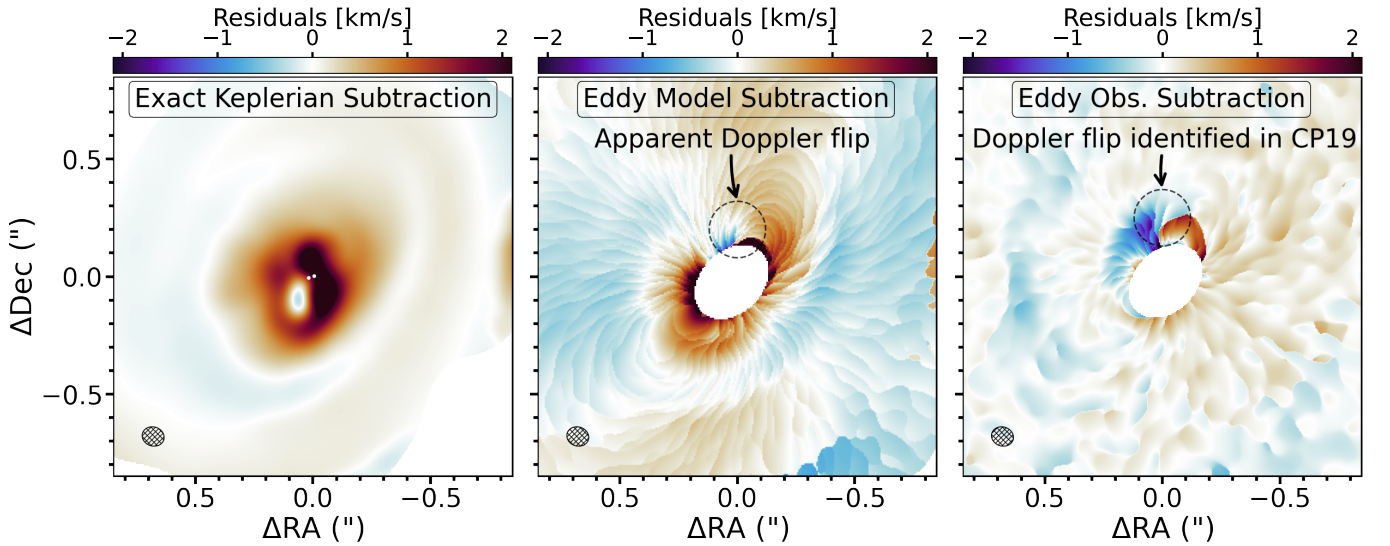


Figure 5. Left: Residuals from the known Keplerian velocities, *i.e.* by subtracting a model where we force the gas velocities to be circular and Keplerian around the center of gravity of the model, assuming a central mass of $2.6 M_{\odot}$ (*i.e.* the total mass of the binary.) Center: Best-fit Keplerian rotation subtracted with eddy from the moment 1 of our SPH simulation. Right: As in the center panel, but for the continuum subtracted ^{12}CO observations of HD 100546 presented in this work. The binary induced spiral arms in our SPH simulation produce substantial deviations (~ 1 km/s) from Keplerian rotation over short distances, which appears like a Doppler-flip when trying to subtract a estimated velocity field. This is similar to the deviations seen in HD 100546 by CP19.

ingly, this is similar to HD 142527, where Garg et al. (2021) detected large scale spirals up to 300 au while the central binary semi-major axis ranges from 12 to 31 au (Claudi et al. 2019).

4. SUMMARY

1. Using archival SPHERE observations, we confirmed the prominent spiral arm stemming from the edge of the cavity, previously detected (Garufi et al. 2016; Follette et al. 2017; Sissa et al. 2018), and note that it spatially aligns with the ‘kink’ observed in the ^{12}CO channel maps, or equivalently with the Doppler-flip seen in the rotation map residuals.

2. Our hydrodynamical modeling shows that a $\sim 0.6 M_{\odot}$ ($q = 0.3$) companion at ≈ 8 au can reproduce many of the observed disc features including: an inner ^{12}CO cavity, a velocity kink and corresponding residual Doppler flip (albeit at a weaker magnitudes) at the edge of the cavity, a scattered light spiral, and a cavity and asymmetry in the millimeter dust.
3. We detect several new non-Keplerian features at large scales across the whole disk and at all velocities, some of which also appear to spatially coincide with spirals seen in scattered light, the origin of which remains unclear.

B.J.N. is supported by an Australian Government Research Training Program Scholarship. C.P., D.P. acknowledges funding from the Australian Research Council via FT170100040 and DP180104235. J.-F.G. acknowledges funding from ANR (Agence Nationale de la Recherche) of France under contract number ANR-16-CE31-0013 (Planet-Forming-Disks). V.C. acknowledges funding from the Belgian F.R.S.-FNRS. This project has received funding from the European Union’s Horizon 2020 research and innovation programme under the Marie Skłodowska-Curie grant agreements No 210021 and No 823823 (DUSTBUSTERS). GR acknowledges support from the Netherlands Organisation for Scientific Research (NWO, program number 016.Veni.192.233) and from an STFC Ernest Rutherford Fellowship (grant number ST/T003855/1). SPH simulations were performed on OzStar, funded by Swinburne University of Technology and the Australian government. The National Radio Astronomy Observatory is a facility of the National Science Foundation operated under agreement by the Associated Universities, Inc. ALMA is a partnership of ESO (representing its member states), NSF (USA) and NINS (Japan),

together with NRC (Canada) and NSC and ASIAA (Taiwan) and KASI (Republic of Korea), in cooperation with the Republic of Chile. The Joint ALMA Observatory is operated by ESO, AUI/ NRAO and NAOJ. This work has made use of data from the European Space Agency (ESA) mission *Gaia* (<https://www.cosmos.esa.int/gaia>), processed by the *Gaia* Data Processing and Analysis Consortium (DPAC; <https://www.cosmos.esa.int/web/gaia/dpac/consortium>). Funding for the DPAC has been provided by national institutions, in particular the institutions participating in the *Gaia* Multilateral Agreement.

Facilities: Atacama Large millimeter/sub-millimeter Array (ALMA), Spectro-Polarimetric High contrast imager for Exoplanets REsearch (SPHERE).

Software: CASA (McMullin et al. 2007), IRDAP (van Holstein et al. 2020), PHANTOM (Price et al. 2018b), MC-FOST (Pinte et al. 2006, 2009)

REFERENCES

- Artymowicz, P., & Lubow, S. H. 1994, *ApJ*, 421, 651
- Bate, M. R., Bonnell, I. A., & Price, N. M. 1995, *MNRAS*, 277, 362
- Beuzit, J.-L., Feldt, M., Dohlen, K., et al. 2008, in Society of Photo-Optical Instrumentation Engineers (SPIE) Conference Series, Vol. 7014, Society of Photo-Optical Instrumentation Engineers (SPIE) Conference Series
- Booth, A. S., Walsh, C., Kama, M., et al. 2018, *A&A*, 611, A16
- Brittain, S. D., Carr, J. S., Najita, J. R., Quanz, S. P., & Meyer, M. R. 2014, *ApJ*, 791, 136
- Brittain, S. D., Najita, J. R., & Carr, J. S. 2019, *ApJ*, 883, 37
- Bruderer, S., van Dishoeck, E. F., Doty, S. D., & Herczeg, G. J. 2012, *A&A*, 541, A91
- Calcino, J., Hilder, T., Price, D. J., et al. 2021, arXiv e-prints, arXiv:2111.07416
- Calcino, J., Price, D. J., Pinte, C., et al. 2019, *MNRAS*, 490, 2579
- Casassus, S., Cárcamo, M., Hales, A., Weber, P., & Dent, B. 2022, *ApJL*, 933, L4
- Casassus, S., & Pérez, S. 2019, *ApJL*, 883, L41
- Cazzoletti, P., van Dishoeck, E. F., Pinilla, P., et al. 2018, *A&A*, 619, A161
- Claudi, R., Maire, A. L., Mesa, D., et al. 2019, *A&A*, 622, A96
- Cornwell, T. J. 2008, *IEEE Journal of Selected Topics in Signal Processing*, 2, 793
- de Boer, J., Langlois, M., van Holstein, R. G., et al. 2020, *A&A*, 633, A63
- de Gregorio-Monsalvo, I., Ménard, F., Dent, W., et al. 2013, *A&A*, 557, A133
- Dohlen, K., Langlois, M., Saisse, M., et al. 2008, in *Proc. SPIE*, Vol. 7014, Ground-based and Airborne Instrumentation for Astronomy II, ed. I. S. McLean & M. M. Casali, 70143L
- Dong, R., Zhu, Z., Rafikov, R. R., & Stone, J. M. 2015, *ApJ*, 809, L5
- Dong, R., Liu, S.-y., Eisner, J., et al. 2018, *ApJ*, 860, 124
- Dullemond, C. P., Küffmeier, M., Goicovic, F., et al. 2019, *A&A*, 628, A20
- Fedele, D., Toci, C., Maud, L., & Lodato, G. 2021, *A&A*, 651, A90
- Follette, K. B., Rameau, J., Dong, R., et al. 2017, *AJ*, 153, 264
- Gaia* Collaboration, Brown, A. G. A., Vallenari, A., et al. 2021, *A&A*, 649, A1
- Garg, H., Pinte, C., Christiaens, V., et al. 2021, *MNRAS*, 504, 782
- Garufi, A., Quanz, S. P., Schmid, H. M., et al. 2016, *A&A*, 588, A8
- Gravity Collaboration, Perraut, K., Labadie, L., et al. 2019, *A&A*, 632, A53
- Hirsh, K., Price, D. J., Gonzalez, J.-F., Ubeira-Gabellini, M. G., & Ragusa, E. 2020, *MNRAS*, 498, 2936
- Jorsater, S., & van Moorsel, G. A. 1995, *AJ*, 110, 2037
- Kraus, S., Kreplin, A., Fukugawa, M., et al. 2017, *ApJ*, 848, L11
- Law, C. J., Teague, R., Loomis, R. A., et al. 2021, *ApJS*, 257, 4
- McMullin, J. P., Waters, B., Schiebel, D., Young, W., & Golap, K. 2007, in *Astronomical Society of the Pacific Conference Series*, Vol. 376, *Astronomical Data Analysis Software and Systems XVI*, ed. R. A. Shaw, F. Hill, & D. J. Bell, 127

- Miley, J. M., Panić, O., Haworth, T. J., et al. 2019, MNRAS, 485, 739
- Norfolk, B. J., Maddison, S. T., Pinte, C., et al. 2021, MNRAS, 502, 5779
- Paardekooper, S. J., & Mellema, G. 2004, A&A, 425, L9
- Pérez, S., Casassus, S., Hales, A., et al. 2020, ApJL, 889, L24
- Pinte, C., Harries, T. J., Min, M., et al. 2009, A&A, 498, 967
- Pinte, C., Ménard, F., Duchêne, G., & Bastien, P. 2006, A&A, 459, 797
- Pinte, C., Price, D. J., Ménard, F., et al. 2018a, ApJL, 860, L13
- Pinte, C., Ménard, F., Duchêne, G., et al. 2018b, A&A, 609, A47
- Pinte, C., Price, D. J., Ménard, F., et al. 2020, ApJL, 890, L9
- Price, D. J., Wurster, J., Tricco, T. S., et al. 2018a, PASA, 35, e031
- Price, D. J., Cuello, N., Pinte, C., et al. 2018b, MNRAS, 477, 1270
- Ragusa, E., Dipierro, G., Lodato, G., Laibe, G., & Price, D. J. 2017, MNRAS, 464, 1449
- Rosotti, G. P., Benisty, M., Juhász, A., et al. 2020, MNRAS, 491, 1335
- Shakura, N. I., & Sunyaev, R. A. 1973, A&A, 24, 337
- Siess, L., Dufour, E., & Forestini, M. 2000, A&A, 358, 593
- Sissa, E., Gratton, R., Garufi, A., et al. 2018, A&A, 619, A160
- Stolker, T., Dominik, C., Min, M., et al. 2016, A&A, 596, A70
- Teague, R. 2019, The Journal of Open Source Software, 4, 1220.
<https://doi.org/10.21105/joss.01220>
- Teague, R., Bae, J., Bergin, E. A., Birnstiel, T., & Foreman-Mackey, D. 2018, ApJL, 860, L12
- Teague, R., & Foreman-Mackey, D. 2018, bettermoments: A robust method to measure line centroids, vv1.0, Zenodo, doi:10.5281/zenodo.1419754.
<https://doi.org/10.5281/zenodo.1419754>
- Toomre, A. 1964, ApJ, 139, 1217
- van Holstein, R. G., Girard, J. H., de Boer, J., et al. 2020, IRDAP: SPHERE-IRDIS polarimetric data reduction pipeline, ,
- Vioque, M., Oudmaijer, R. D., Baines, D., Mendigutía, I., & Pérez-Martínez, R. 2018, A&A, 620, A128
- Walsh, C., Daley, C., Facchini, S., & Juhász, A. 2017, A&A, 607, A114
- Weingartner, J. C., & Draine, B. T. 2001, ApJ, 548, 296
- Woitke, P., Kamp, I., & Thi, W. F. 2009, A&A, 501, 383

APPENDIX

A. ALMA BAND 6 CONTINUUM OBSERVATIONS

Here we present our Band 6 continuum observation in Figure 6 (left). We apply the high-pass filter by convolving the image with an inverse Gaussian kernel, defined in Fourier space as

$$K(\nu) = 1.0 - \exp\left(-\frac{\nu^2}{\sigma_\nu^2}\right), \quad (\text{A1})$$

where ν is the spatial frequency and σ_ν is the width of the filter, which we took to be 0.15 arcsec^{-1} . This effectively suppresses structure on scales larger than 0.15 arcseconds. Figure 6 (right) shows the resulting image.

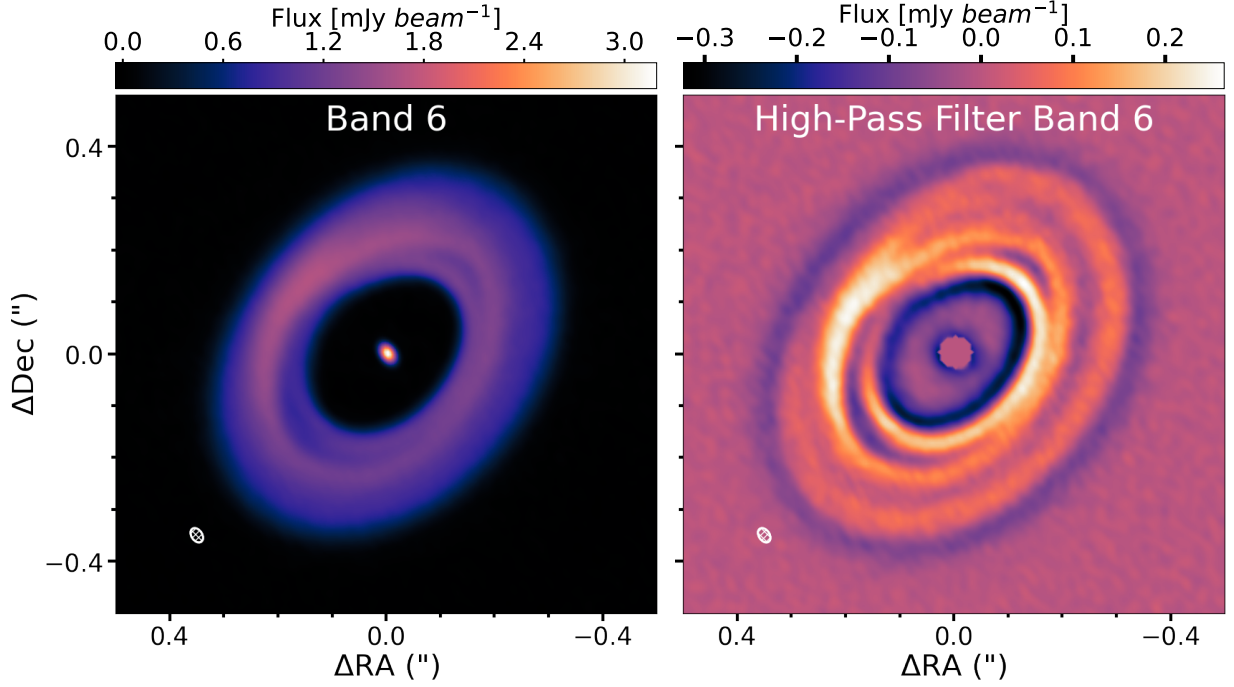


Figure 6. Left: Our Band 6 observations. Right: Our Band 6 continuum observations with a high-pass filter.

B. SPIRALS AT LARGE SCALES

In Figure 7 we present a large scale view of the scattered light observations and the peak intensity map of the non-continuum ^{12}CO emission which highlight spiral structures at large radii. Our single binary model fails to reproduce these large scale structures suggesting that there likely exists other perturbing bodies further out in the disk. The outer companion proposed to be driving the outer dust trap (Fedele et al. 2021) may also induce spirals at larger scales however, further hydrodynamical models are required to constrain the perturber(s) mass and orbit.

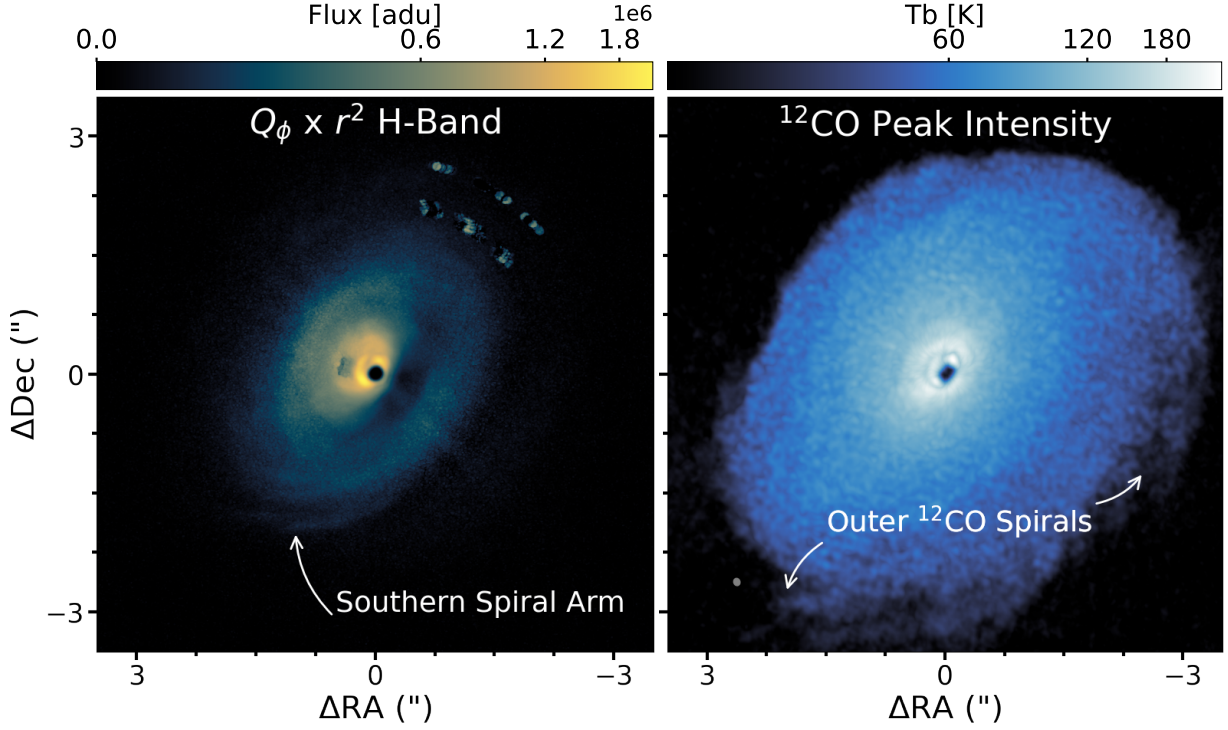


Figure 7. Left: $Q_\phi \times r^2$ H -band observations. Right: Peak intensity map of ^{12}CO emission. A asihn scale is applied to both figures to highlight fainter outer disc emission.

C. NON-KEPLERIAN MOTION SEEN IN ^{13}CO AND C^{18}O

In Figure 8 we present the continuum subtracted ^{13}CO and C^{18}O channel maps. Contrary to findings by P20 (see their Sect 3.2.2), we find that ^{13}CO shows tentative non-Keplerian motion at small and large spatial scales, whilst the lower SNR isotopologue C^{18}O exhibits a tentative inner kink in only a few channels. The tentative inner kink in ^{13}CO and C^{18}O spatially corresponds to the strong inner kink seen in ^{12}CO , we highlight this feature in both isotopologues with a white arrow.

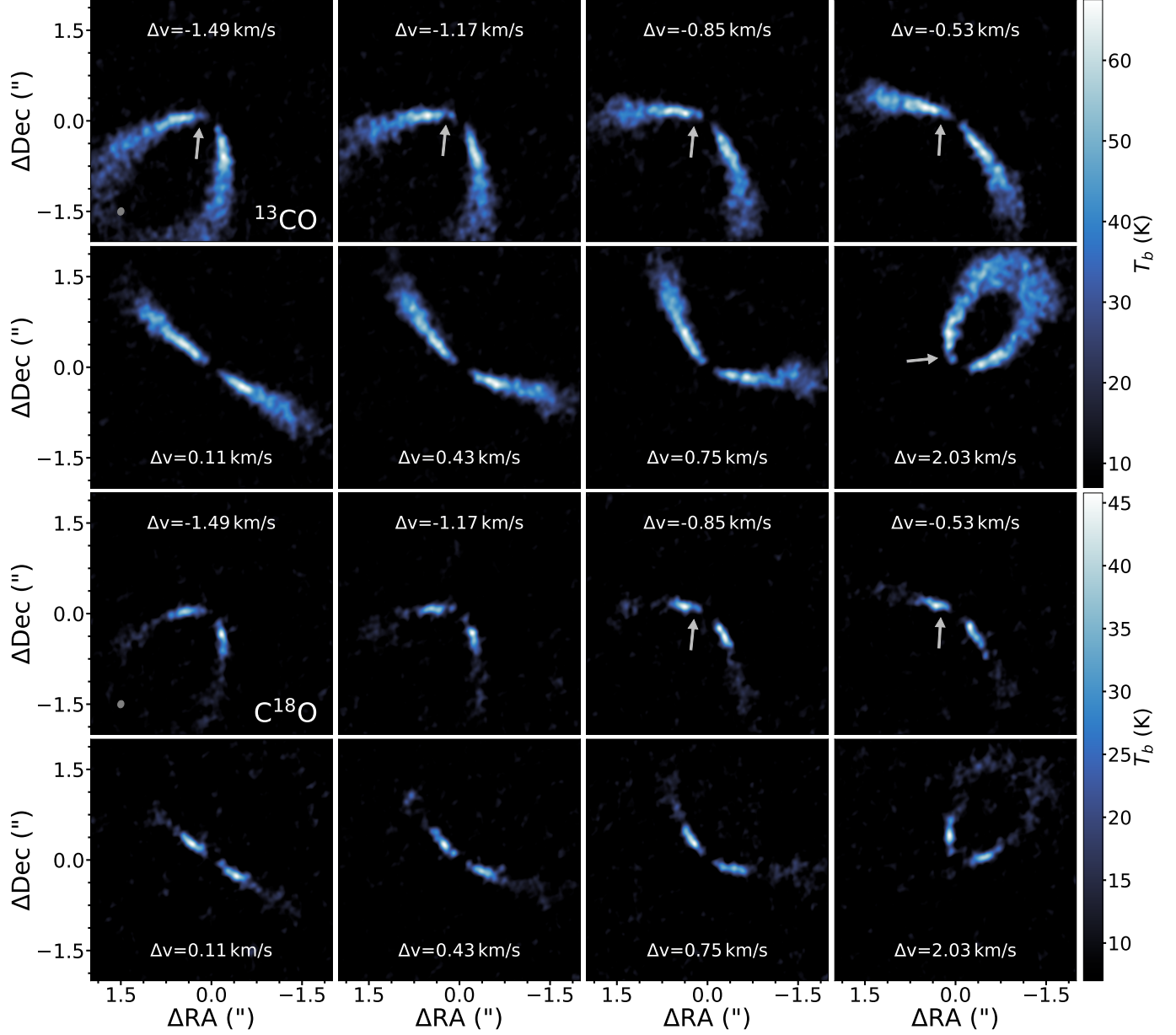


Figure 8. Large scale continuum subtracted ^{13}CO and C^{18}O channel maps. We highlight a tentative inner kink in both isotopologues with a white arrow.

D. COMPARING THE ALTITUDE OF ^{12}CO AND SCATTERED LIGHT EMISSION

To compare the location of sub-structures from various disc tracers, we need to evaluate the respective emission heights to take projection effects into account. We accomplish this by tracing ^{12}CO 's upper emitting layer with the CO LAYERS code presented in Pinte et al. (2018b), and over-plot the scattered light height prescription from Sissa et al. (2018). In agreement with previous comparisons (Law et al. 2021), Figure 9 shows that ^{12}CO emission and the scattered light arise from a similar height in the disc.

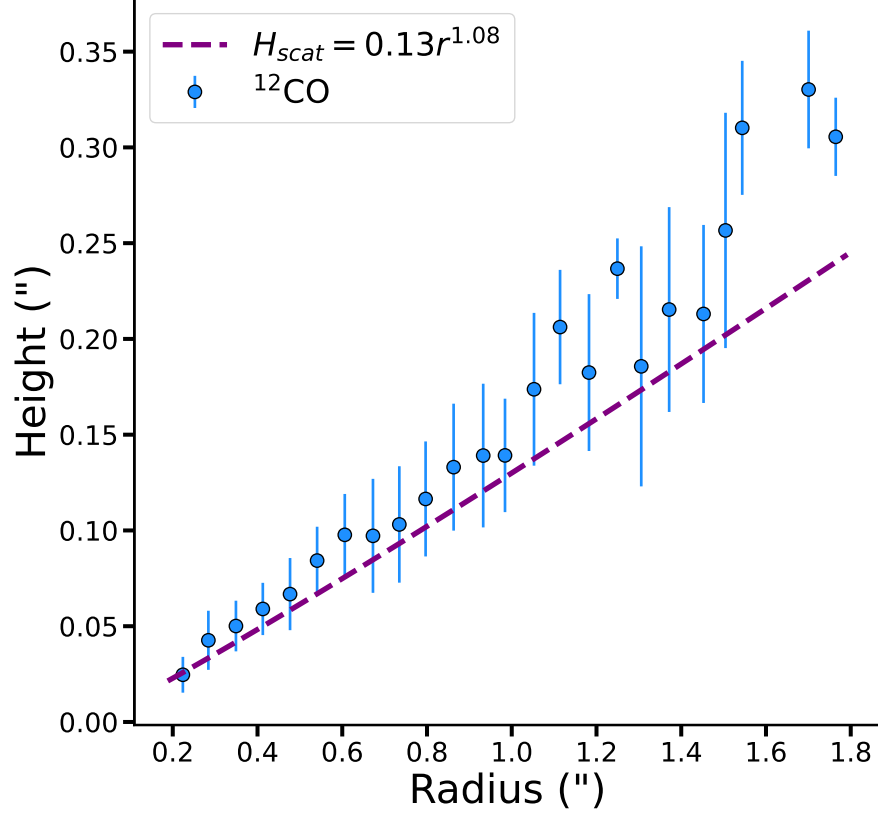


Figure 9. Disc surface height for ^{12}CO , extracted using CO LAYERS (Pinte et al. 2018b), where the uncertainty is taken as the vertical deviation in each bin. The scattered light emission height is taken as $H_{\text{scat}} = 0.13 \times r^{1.08}$ from Sissa et al. (2018).

E. AN INNER SPIRAL SEEN IN SPHERE OBS. AND OUR FUDICIAL MODEL

Figure 10 presents a comparison between the SPHERE observations of the inner spiral and synthetic observations produced from our fiducial model. Similar to the observations, our synthetic Q_ϕ r^2 -scaled H -Band image shows a large inner spiral arm as well as disc emission on the opposite side of the coronagraph. However, there is an offset in the position angle between the features of the real and synthetic observations.

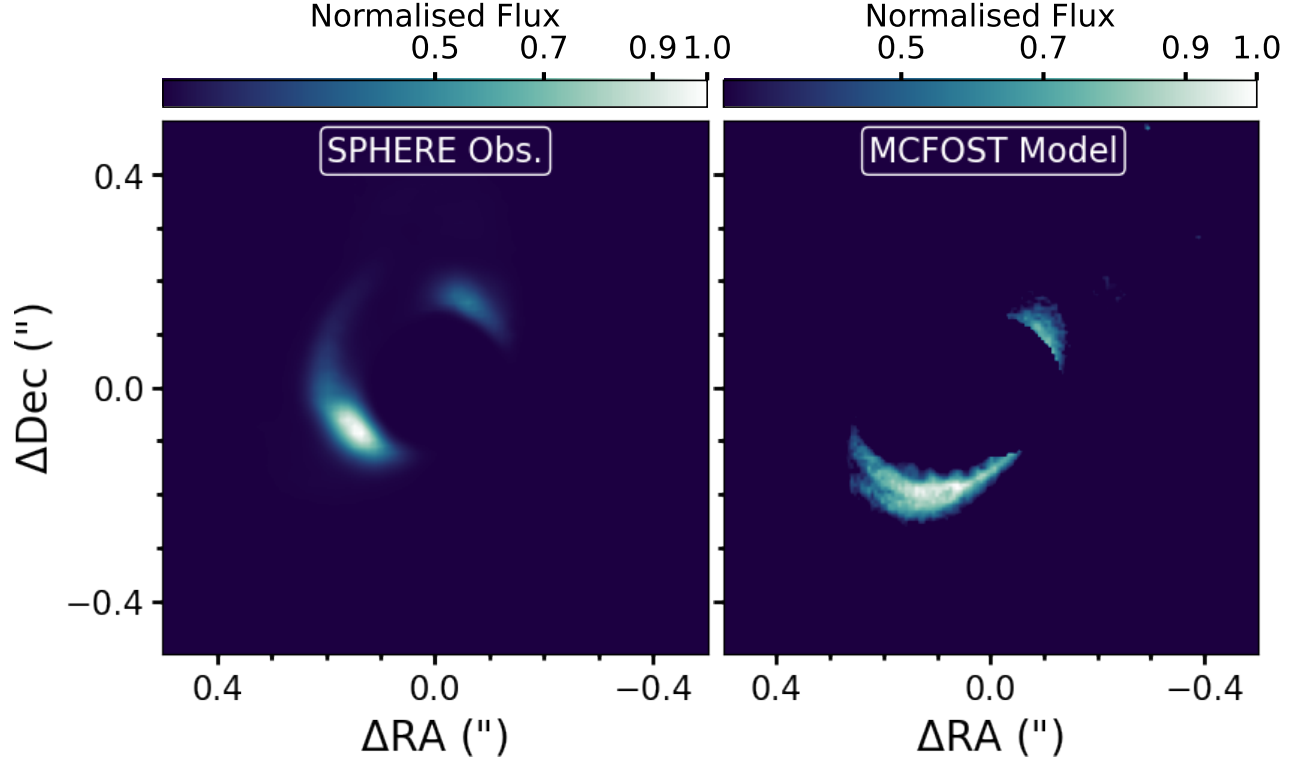


Figure 10. Left: Q_ϕ r^2 -scaled H -Band observations. Right: Synthetic Q_ϕ r^2 -scaled H -Band image produced with MCFOST. For both panels, the flux is normalised to compare the real and synthetic data, and the colorbar is scaled to the power of 4 to solely highlight the bright inner spiral.