

# Accurate thermochemistry of covalent and ionic solids from spin-component-scaled MP2

Tamar Goldzak\*,<sup>1, a)</sup> Xiao Wang\*,<sup>2, b)</sup> Hong-Zhou Ye,<sup>1</sup> and Timothy C. Berkelbach<sup>1, 2, c)</sup>

<sup>1)</sup>Department of Chemistry, Columbia University, New York, NY 10027 USA

<sup>2)</sup>Center for Computational Quantum Physics, Flatiron Institute, New York, NY 10010 USA

We study the performance of spin-component-scaled second-order Møller-Plesset perturbation theory (SCS-MP2) for the prediction of the lattice constant, bulk modulus, and cohesive energy of 12 simple, three-dimensional, covalent and ionic semiconductors and insulators. We find that SCS-MP2 and the simpler scaled opposite-spin MP2 (SOS-MP2) yield predictions that are significantly improved over the already good performance of MP2. Specifically, when compared to experimental values with zero-point vibrational corrections, SCS-MP2 (SOS-MP2) yields mean absolute errors of 0.015 (0.017) Å for the lattice constant, 3.8 (3.7) GPa for the bulk modulus, and 0.06 (0.08) eV for the cohesive energy, which are smaller than those of leading density functionals by about a factor of two or more. We consider a reparameterization of the spin scaling parameters and find that the optimal parameters for these solids are very similar to those already in common use in molecular quantum chemistry, suggesting good transferability and reliable future applications to surface chemistry on insulators.

## I. INTRODUCTION

In recent years, wavefunction-based methods, popular in the quantum chemistry community, have begun to be regularly applied to condensed-phase systems. In particular, coupled-cluster theories, such as CCSD or CCSD(T)—the so-called gold standard of molecular quantum chemistry—yield promising results.<sup>1–11</sup> However, due to their high scaling with system size  $N$ , i.e.,  $O(N^6)$  for CCSD and  $O(N^7)$  for CCSD(T), their applicability to solids with complex unit cells is limited, and obtaining results at the thermodynamic limit and the complete basis set limit is challenging.

As a lower cost alternative to coupled-cluster theory, second-order Møller-Plesset perturbation theory (MP2) is widely used in molecular quantum chemistry and has been increasingly applied to periodic systems.<sup>1, 2, 5, 6, 12–23</sup> Over a decade ago, Grüneis et al.<sup>15</sup> demonstrated that, for simple covalent and ionic solids, ground-state structural and electronic properties predicted by MP2 are quite good and better than those predicted by DFT with the popular Perdew-Burke-Ernzerhof (PBE) exchange correlation functional.<sup>24</sup> However, it is natural to consider improvements to MP2, the limitations of which are well known in molecular quantum chemistry.

At the same cost, spin-component-scaled (SCS) MP2,<sup>25</sup> which semiempirically scales the same-spin and opposite-spin components of the correlation energy, has been shown to significantly outperform MP2 for many molecular properties.<sup>25–33</sup> Scaled opposite-spin (SOS) MP2,<sup>34</sup> which retains and scales only the opposite-spin component of the correlation energy, shows comparably good performance<sup>27, 32–34</sup> and can be performed with a reduced  $O(N^4)$  scaling using density fitting and a Laplace transform of the energy denominators.

Both SCS- and SOS-MP2 commonly deliver an accuracy that is better than CCSD and comparable to CCSD(T), suggesting that they could be especially promising methods for complex, insulating solids.

Here, we test periodic SCS/SOS-MP2 for the calculation of the lattice constant, bulk modulus, and cohesive energy of 12 three-dimensional, covalent and ionic semiconductors and insulators, paying careful attention to the thermodynamic limit and complete basis set limit. The layout of this paper is as follows. In Sec. II, we briefly review the formalism of SCS/SOS-MP2 and provide details of our periodic MP2 calculations, basis sets, and density fitting. We also present the convergence of the HF energy and the components of the MP2 correlation energy to the thermodynamic limit and complete basis set limit, using carbon diamond as an example. In Sec. III, we present the accuracy of the calculated properties for 12 solids, including a scan over the spin-scaling parameters. We conclude in Sec. IV.

## II. METHODS

The SCS-MP2 correlation energy can be split into two components,

$$E^{(2)} = c_{\text{os}} E_{\text{os}}^{(2)} + c_{\text{ss}} E_{\text{ss}}^{(2)} \quad (1)$$

where the spin-scaling parameters  $c_{\text{os}} = c_{\text{ss}} = 1$  for traditional MP2. On the basis of molecular data, the conventional SCS-MP2 parameters are  $(c_{\text{os}}, c_{\text{ss}}) = (1.2, 0.33)$ <sup>25</sup> and the conventional SOS-MP2 parameter is  $c_{\text{os}} = 1.3$  (with  $c_{\text{ss}} = 0$ ),<sup>34</sup> although reoptimization has been explored in a variety of contexts.<sup>30, 35, 36</sup>

With periodic boundary conditions and  $N_{\mathbf{k}}$  crystal momenta  $\mathbf{k}$  sampled from the Brillouin zone, the spin components of the correlation energy are

$$E_{\text{os}}^{(2)} = \frac{1}{N^3} \sum_{\mathbf{k}_i \mathbf{k}_a \mathbf{k}_j \mathbf{k}_b} \sum_{iajb} T_{ik_i, jk_j}^{ak_a, bk_b} (ik_i ak_a | jk_j bk_b), \quad (2a)$$

<sup>a)</sup>Present address: Faculty of Engineering, Bar-Ilan University, Ramat Gan, Israel

<sup>b)</sup>Present address: Department of Chemistry and Biochemistry, University of California, Santa Cruz, CA 95064 USA

<sup>c)</sup>Electronic mail: [t.berkelbach@columbia.edu](mailto:t.berkelbach@columbia.edu)

\* These authors contributed equally

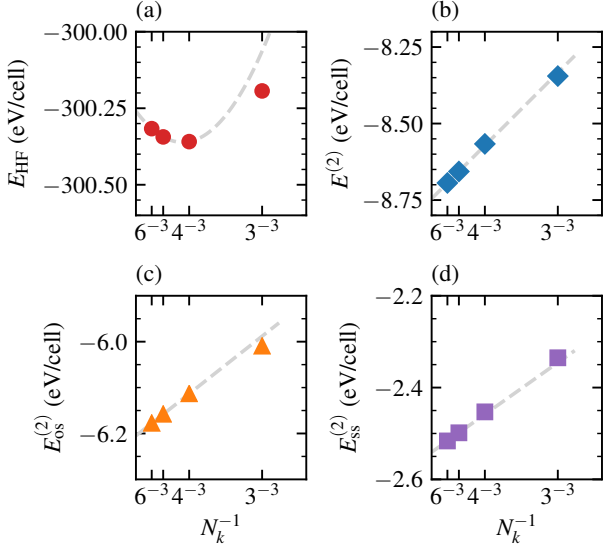


FIG. 1. Thermodynamic limit convergence of electronic energies for diamond in the cc-pVTZ basis. Shown are the HF energy (a), MP2 correlation energy (b), and the opposite spin (c) and same spin (d) contributions to the MP2 correlation energy. Extrapolation to the thermodynamic limit is indicated as a dashed line.

$$E_{ss}^{(2)} = \frac{1}{N_k^3} \sum_{\mathbf{k}_i, \mathbf{k}_a, \mathbf{k}_j, \mathbf{k}_b} \sum_{iajb} \left[ T_{i\mathbf{k}_i, j\mathbf{k}_j}^{a\mathbf{k}_a, b\mathbf{k}_b} - T_{i\mathbf{k}_i, j\mathbf{k}_j}^{b\mathbf{k}_b, a\mathbf{k}_a} \right] \times (i\mathbf{k}_i a \mathbf{k}_a | j\mathbf{k}_j b \mathbf{k}_b), \quad (2b)$$

where

$$T_{i\mathbf{k}_i, j\mathbf{k}_j}^{a\mathbf{k}_a, b\mathbf{k}_b} = \frac{(i\mathbf{k}_i a \mathbf{k}_a | j\mathbf{k}_j b \mathbf{k}_b)^*}{\varepsilon_{i\mathbf{k}_i} + \varepsilon_{j\mathbf{k}_j} - \varepsilon_{a\mathbf{k}_a} - \varepsilon_{b\mathbf{k}_b}}. \quad (3)$$

Electron repulsion integrals are given in Mulliken (11|22) notation and, as usual,  $i, j$  refer to occupied orbitals and  $a, b$  refer to unoccupied orbitals in the periodic Hartree-Fock (HF) determinant, which we assume to be spin-restricted. The primed summation indicates conservation of crystal momentum,  $\mathbf{k}_i + \mathbf{k}_j - \mathbf{k}_a - \mathbf{k}_b = \mathbf{G}$ , where  $\mathbf{G}$  is a reciprocal lattice vector.

All calculations were performed with PySCF.<sup>37,38</sup> The Brillouin zone was sampled with a uniform Monkhorst-Pack mesh of  $N_k$   $k$ -points that includes the  $\Gamma$  point. Core electrons were replaced with correlation-consistent effective-core potentials (ccECPs) and we used their corresponding correlation-consistent cc-pVXZ basis sets<sup>39,40</sup> (XZ). For Li and Mg, we used the large-core pseudopotentials ([He] core and [Ne] core, respectively). Gaussian density fitting with an even-tempered auxiliary basis set was used for evaluating the electron repulsion integrals.<sup>41</sup>

Due to the compact arrangement of atoms in crystals, linear dependencies are a common occurrence when using large atom-centered basis sets.<sup>42-44</sup> To avoid associated numerical problems, we removed the most diffuse primitive Gaussians from the orbital basis set of Mg (exponents  $< 0.05$ ) and Li (exponents  $< 0.1$ ), except in LiCl. From the even-tempered

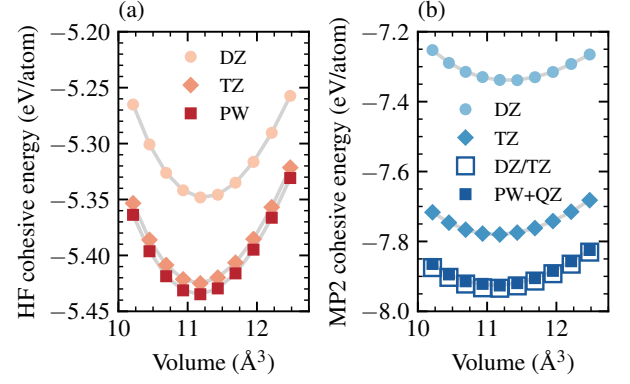


FIG. 2. Basis set convergence of the equation of state (EOS) for diamond using a  $4 \times 4 \times 4$   $k$ -point mesh. Shown are the HF EOS (a) and MP2 EOS (b), comparing results obtained with the cc-pVDZ (circles) and cc-pVTZ (diamonds) basis sets to those obtained using a converged PW basis set for the HF energy and a PW-resolved cc-pVQZ basis set for the unoccupied orbitals in the calculation of the MP2 correlation energy (filled squares). For the MP2 EOS (b), we also show results obtained using  $X^{-3}$  DZ/TZ extrapolation of the MP2 correlation energy (open squares).

auxiliary basis set for all systems, we removed diffuse Gaussians with exponents  $< 0.2$ . Testing indicated that these modifications do not affect our results.

To assess our ability to reliably access the thermodynamic limit (TDL) and complete basis set (CBS) limit, we first consider carbon diamond at its experimental crystal volume. In Fig. 1, we show convergence to the TDL using the TZ basis set and  $k$ -point meshes of  $N_k = 3^3-6^3$  for HF and  $N_k = 3^3-6^3$  for MP2. To address the divergent exchange term in periodic HF, we used a Madelung constant correction,<sup>45-47</sup> which yields total energies and orbital energies that converge to the TDL as  $N_k^{-1}$ . Subsequent MP2 correlation energies converge at the same rate because the orbital pair densities appearing in the electron repulsion integrals are chargeless by orthogonality of the molecular orbitals. We extrapolate the HF energy according to the form  $E_{\text{HF}}(N_k) = E_{\text{HF}}(\infty) + aN_k^{-1} + bN_k^{-2}$  and the MP2 correlation energy according to the form  $E^{(2)}(N_k) = E^{(2)}(\infty) + aN_k^{-1}$  (numerically, we found that the inclusion of sub-leading corrections to the HF energy was most appropriate, as shown in Fig. 1, although nearly identical results are obtained with  $b = 0$ ). We estimate by eye that these extrapolations give results in the TDL that are accurate to about 0.01 eV. The same-spin and opposite-spin correlation energies exhibit finite-size errors that are almost identical in magnitude, at least for this material.

In Fig. 2, we show the HF (a) and MP2 (b) equation of state (EOS) of diamond using  $N_k = 4^3$  and the DZ and TZ basis sets. For the HF EOS, we compare to results obtained using a plane-wave (PW) basis set, with a kinetic energy cutoff chosen to achieve convergence to better than 1 meV/atom. We see excellent agreement between the PW result and the TZ result (better than 0.02 eV/atom), indicating that the latter is near the CBS limit. For the MP2 energy, which is more expensive to

evaluate in a large PW basis, we compare to a calculation with virtual orbitals obtained from an approximate PW resolution of the QZ basis set,<sup>48</sup> denoted as PW+QZ. We see more sensitivity to the basis set, as expected. Comparing the TZ and PW+QZ results, the lattice constant, bulk modulus, and cohesive energy differ by 0.003 Å, 3.5 GPa, and 0.15 eV (see below for details about the calculation of these properties). A  $X^{-3}$  CBS extrapolation of the DZ and TZ correlation energies (where  $X = 2, 3$ ) gives an EOS in excellent agreement with the PW+QZ result; the deviations are 0.0001 Å, 1.8 GPa, and 0.009 eV.

To summarize, in all subsequent production calculations, we use the TZ HF energy and the DZ/TZ CBS-extrapolated MP2 correlation energy and extrapolate to the TDL using results obtained with  $N_k = 4^3-6^3$  (HF) and  $N_k = 5^3-6^3$  (MP2).

### III. RESULTS AND DISCUSSION

We studied 12 semiconductors and insulators, with diamond (C and Si), zincblende (SiC, BN, BP, AlN, and AlP), and rock salt (MgO, MgS, LiH, LiF, and LiCl) crystal structures. These solids were chosen based on their basis set availability, relatively simple crystal structures, and nonzero bandgap, as required for the application of MP2-based methods. We predicted the lattice constant  $a$ , bulk modulus  $B$ , and cohesive energy  $E_{\text{coh}}$  of all solids using HF, MP2, and SCS/SOS-MP2 by calculating the total energy for ten different volumes in the range of  $\pm 10\%$  of the experimental volume. We then fitted the energies to an equation of state given by a third-order Birch-Murnaghan form. The cohesive energy is calculated at the theoretically predicted equilibrium volume and is defined with respect to the energy of isolated atoms. Atomic energies of open-shell atoms were calculated with unrestricted HF and MP2 and the basis set superposition error was accounted for by adding crystalline basis functions.

As an initial test of our methods and implementation, we have compared our calculated HF and MP2 results to those of Grüneis et al.,<sup>15</sup> who studied 11 of the 12 solids studied here at the same levels of theory (all except MgS). At the HF level, the

TABLE I. Summary of results for the mean absolute error of the lattice constant  $a$ , bulk modulus  $B$ , and cohesive energy  $E_{\text{coh}}$ , compared to experiment. DFT results (PBE, PBEsol, SCAN) and experimental values, which have been corrected for zero-point motion, are from Ref. 49, except for those for MgS, which are from Ref. 50.

Method	$a$ (Å)	$B$ (GPa)	$E_{\text{coh}}$ (eV)
HF [ref 15]	0.059	12.3	1.59
HF	0.057	13.5	1.54
PBE	0.061	12.2	0.19
PBEsol	0.030	7.8	0.31
SCAN	0.030	7.4	0.19
MP2 [ref 15]	0.021	6.4	0.23
MP2	0.020	5.2	0.23
SCS-MP2	0.015	3.8	0.06
SOS-MP2	0.017	3.7	0.08

mean absolute deviations in the lattice parameter, bulk modulus, and cohesive energy are 0.010 Å, 2.2 GPa, and 0.09 eV. At the MP2 level, the same deviations are 0.017 Å, 3.6 GPa, and 0.05 eV. A few of the biggest discrepancies are for the lattice constant of LiF (0.039 Å with HF and 0.036 Å with MP2); the bulk moduli of diamond (5.6 GPa with HF and 16.8 GPa with MP2), SiC (5.1 GPa with MP2), and MgO (5 GPa with HF and MP2); and the cohesive energies of SiC (0.37 eV with HF) and AlP (0.25 eV with HF). Nonetheless, these mean absolute deviations provide a rough estimate of the precision of our HF and MP2 calculations due to pseudopotential, basis set, and finite-size errors, complementing the detailed study of carbon diamond in the previous section. Agreement with experiment to higher accuracy should be viewed with caution.

For most materials, we will compare to the experimental values compiled in Ref. 50, from which we remove zero-point energy contributions calculated at the PBE level in the same work. For AlN and LiH, which are absent in Ref. 50, we use values from Ref. 51, which were identically corrected for zero-point energy in that work. For most of the shared materials, these two references give very similar properties; three large outliers are the bulk moduli of BN (differing by 21.7 GPa), BP (8.5 GPa), and MgO (3.2 GPa).

A summary of our results is given in Tab. I, which shows the mean absolute error (MAE) of various methods for each property compared to these experimental values; material-specific predictions for all properties are given in Tabs. II, III, and IV in App. A. HF predictions are unsurprisingly poor. MP2 predictions are a significant improvement, exhibiting MAEs of 0.020 Å, 5.2 GPa, and 0.23 eV. SCS-MP2 predictions are a further improvement, exhibiting MAEs of 0.015 Å, 3.8 GPa, and 0.06 eV; the cohesive energy is especially improved. The SOS-MP2 predictions are similarly good, exhibiting MAEs of 0.017 Å, 3.7 GPa, and 0.08 eV. We therefore conclude that SCS-MP2 and SOS-MP2, using the most

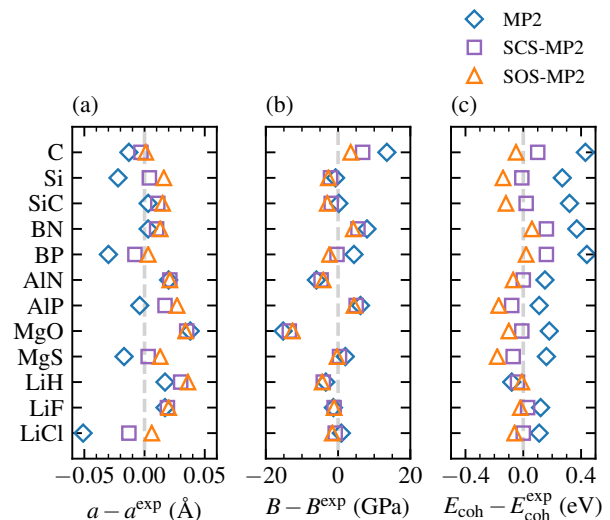


FIG. 3. Errors in the lattice constant  $a$  (a), bulk modulus  $B$  (b), and cohesive energy  $E_{\text{coh}}$  (c) compared to experimental values.

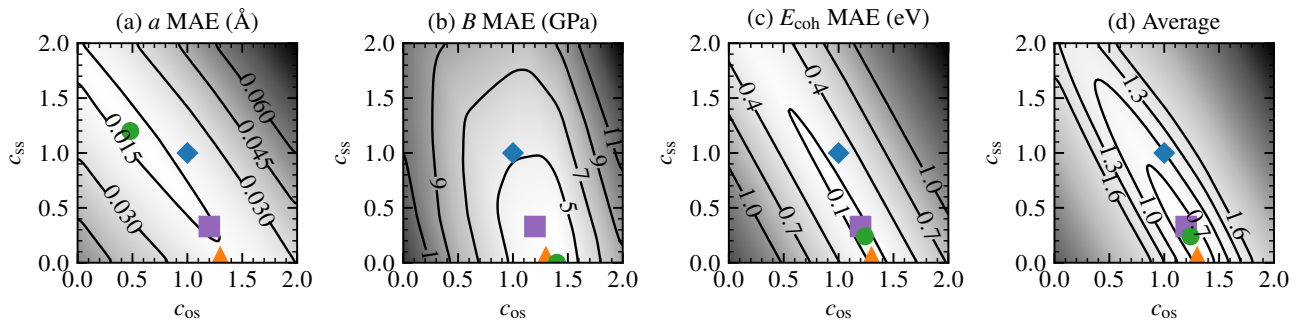


FIG. 4. MAE for the SCS-MP2 lattice constant (a), bulk modulus (b), cohesive energy (c), and dimensionless average (d) calculated according to Eq. (4). Indicated points correspond to the scaling parameters for conventional MP2 (blue diamond), SCS-MP2 (purple square), SOS-MP2 (orange triangle), and property-specific optimal SCS-MP2 (green circle).

common spin-scaling parameters, perform remarkably well for the prediction of the structural and energetic properties of three-dimensional covalent and ionic semiconductors and insulators.

The performance of MP2-based methods can be broken down for each material, as shown in Fig. 3. Some of the apparent outliers at the MP2 level of theory are the lattice constant of LiCl, MgO and BP; the bulk modulus of C and MgO; and the cohesive energy of C, BN, and BP. Generally, we see that spin scaling yields an increase in the lattice constant, a decrease in the bulk modulus, and a decrease in the cohesive energy. The latter, in particular, corrects the tendency of MP2 to overestimate the cohesive energy, as it does for all materials except LiH.

We finally assess to what extent further improvement is possible by a reoptimization of the spin-scaling parameters. In Fig. 4 we plot the SCS-MP2 MAE with respect to experiment of the lattice constant, bulk modulus, and cohesive energy as a function of the spin scaling parameters. In addition to the MP2 and molecular SCS-MP2 parameters, we indicate the optimal SCS and SOS parameters for each property, and we see that different properties favor different combinations of the spin scaling coefficients. Moreover, many of the landscape valleys are long and narrow, indicating a wide range of parameters that deliver comparable performance for a given property. To identify a globally optimal set of parameters, we calculate a dimensionless average

$$\text{Avg} = \frac{1}{3} \left( \frac{\langle |\Delta a| \rangle}{\langle |\Delta a| \rangle_{\text{MP2}}} + \frac{\langle |\Delta B| \rangle}{\langle |\Delta B| \rangle_{\text{MP2}}} + \frac{\langle |\Delta E_{\text{coh}}| \rangle}{\langle |\Delta E_{\text{coh}}| \rangle_{\text{MP2}}} \right) \quad (4)$$

where  $\langle |\Delta O| \rangle$  indicates the MAE of property  $O$  and  $\langle \cdot \rangle_{\text{MP2}}$  indicates the MP2 value. The weighting is such that the value of the cost function is the average error with respect to that of MP2; of course, different ways of averaging will give different optimal parameters. This average error is plotted in Fig. 4(d) and identifies the optimal SCS parameters  $(c_{\text{os}}, c_{\text{ss}}) = (1.24, 0.24)$  and optimal SOS parameter  $c_{\text{os}} = 1.36$ , which are quite similar to the standard values determined for molecules. The optimal parameters of the average are very similar to those of the cohesive energy, in part because the latter's op-

timal parameters balance the errors of the lattice constant and the bulk modulus. Moreover, the average error of the standard SCS and SOS parameters is only marginally higher: the optimal values give 0.568 (SCS) and 0.585 (SOS) while the standard values give and 0.570 (SCS) and 0.646 (SOS). In other words, spin-component scaling in any of these nearly optimal forms yields MAEs that are about 60% those of MP2.

#### IV. CONCLUSION

We have studied the performance of periodic SCS- and SOS-MP2 in the TDL and CBS limit, finding excellent agreement with experimental values. As shown in Tab. I the performance is significantly better than popular functionals for solid-state calculations, including PBE,<sup>24</sup> PBEsol,<sup>52</sup> and SCAN.<sup>53</sup> The performance of SOS-MP2 is only marginally worse than SCS-MP2, indicating excellent promise as an especially affordable technique. Although we have carefully addressed finite-size and basis set errors, there may be residual pseudopotential errors, which are harder to remove systematically. For example, preliminary testing indicates that MP2 calculations on MgO, which here exhibited atypically large errors in the lattice constant and bulk modulus, are significantly improved through the use of a small-core pseudopotential with a [He] core. A careful study of pseudopotentials and core-correlation effects is in progress and will be presented elsewhere.<sup>54</sup>

The conclusions of this work are limited to the class of materials studied, i.e. three-dimensional covalent and ionic insulators, and future work must assess the extension to surfaces, layered materials, and other weakly-bound solids, such as molecular crystals. An early periodic MP2 study by Del Ben et al.<sup>19</sup> observed good SCS-MP2 and double hybrid performance for molecular crystals, and a recent report from our group<sup>23</sup> found that SCS-MP2 yields a very accurate prediction of the cohesive energy of the benzene crystal, while SOS-MP2 yields a nonnegligible underestimation. The present work has demonstrated good performance over a relatively wide range of spin scaling parameters, indicating that additional systems

or properties can be incorporated in the identification of optimal parameters for condensed phase materials. Perhaps most importantly, we have found that the standard scaling parameters, which are known to deliver good performance for molecular chemistry, are almost optimal for solid-state properties. This transferability suggests that accurate surface chemistry on insulators should be accurately described by SCS- and SOS-MP2.

## ACKNOWLEDGMENTS

This work was supported by the National Science Foundation under Grant No. CHE-1848369 (T.G.) and Grant No. OAC-1931321 (H.-Z.Y.). We acknowledge computing resources from Columbia University’s Shared Research Computing Facility project, which is supported by NIH Research Facility Improvement Grant 1G20RR030893-01, and associated funds from the New York State Empire State Development, Division of Science Technology and Innovation (NYSTAR) Contract C090171, both awarded April 15, 2010. The Flatiron Institute is a division of the Simons Foundation.

## DATA AVAILABILITY STATEMENT

The data that support the findings of this study are available from the corresponding author upon reasonable request.

## Appendix A: Material-specific predicted properties

In Tabs. II, III, and IV, we provide the material-specific predictions at the HF, MP2, SCS-MP2, and SOS-MP2 levels of theory, along with their mean absolute error (MAE) and mean absolute relative error (MARE) compared to experimental values.

<sup>1</sup>S. Hirata, R. Podeszwa, M. Tobita, and R. J. Bartlett, “Coupled-cluster singles and doubles for extended systems,” *J. Chem. Phys.* **120**, 2581–2592 (2004).

<sup>2</sup>A. Grüneis, G. H. Booth, M. Marsman, J. Spencer, A. Alavi, and G. Kresse, “Natural orbitals for wave function based correlated calculations using a plane wave basis set,” *J. Chem. Theory Comput.* **7**, 2780–2785 (2011).

<sup>3</sup>G. H. Booth, A. Grüneis, G. Kresse, and A. Alavi, “Towards an exact description of electronic wavefunctions in real solids,” *Nature* **493**, 365 (2013).

<sup>4</sup>A. Grüneis, “A coupled cluster and möller-plesset perturbation theory study of the pressure induced phase transition in the LiH crystal,” *J. Chem. Phys.* **143**, 102817 (2015).

<sup>5</sup>J. McClain, Q. Sun, G. K.-L. Chan, and T. C. Berkelbach, “Gaussian-based coupled-cluster theory for the ground-state and band structure of solids,” *J. Chem. Theory Comput.* **13**, 1209–1218 (2017).

<sup>6</sup>T. Tsatsoulis, F. Hummel, D. Usvyat, M. Schütz, G. H. Booth, S. S. Binnie, M. J. Gillan, D. Alfè, A. Michaelides, and A. Grüneis, “A comparison between quantum chemistry and quantum monte carlo techniques for the adsorption of water on the (001) LiH surface,” *J. Chem. Phys.* **146**, 204108 (2017).

<sup>7</sup>T. Gruber, K. Liao, T. Tsatsoulis, F. Hummel, and A. Grüneis, “Applying the Coupled-Cluster Ansatz to Solids and Surfaces in the Thermodynamic Limit,” *Phys. Rev. X* **8**, 021043 (2018).

Solid	Lattice constant (Å)				Exp.
	HF	MP2	SCS-MP2	SOS-MP2	
C	3.547	3.540	3.550	3.554	3.553
Si	5.508	5.399	5.425	5.437	5.421
SiC	4.371	4.350	4.358	4.362	4.347
BN	3.596	3.596	3.603	3.606	3.593
BP	4.584	4.495	4.517	4.528	4.525
AlN	4.365	4.388	4.389	4.389	4.368
AlP	5.542	5.444	5.465	5.475	5.448
MgO	4.176	4.227	4.224	4.223	4.189
MgS	5.281	5.171	5.191	5.201	5.188
LiH	4.094	3.996	4.009	4.015	3.979
LiF	3.964	3.990	3.992	3.993	3.973
LiCl	5.253	5.021	5.059	5.078	5.072
MAE (Å)	0.057	0.020	0.015	0.017	–
MARE (%)	1.1	0.4	0.3	0.3	–

TABLE II. Predicted lattice constants at the indicated level of theory, including mean absolute error (MAE) and mean absolute relative error (MARE). Experimental values, which have been corrected for zero-point motion, are from Ref. 50, except for those for AlN and LiH, which are from Ref. 51.

Solid	Bulk modulus (GPa)				Exp.
	HF	MP2	SCS-MP2	SOS-MP2	
C	500.6	466.8	460.1	456.8	453.3
Si	102.1	99.6	98.2	97.6	100.3
SiC	242.7	229.1	227.0	225.9	228.9
BN	430.2	396.5	394.0	392.7	388.5, <sup>50</sup> 410.2 <sup>51</sup>
BP	174.8	180.9	176.2	174.1	176.5, <sup>50</sup> 168.0 <sup>51</sup>
AlN	226.1	200.0	201.3	201.9	206.0
AlP	93.9	93.2	92.0	91.4	87.0
MgO	180.2	157.8	159.5	160.4	173.0, <sup>50</sup> 169.8 <sup>51</sup>
MgS	76.9	83.0	81.4	80.7	81.0
LiH	32.1	36.7	36.0	35.7	40.1
LiF	77.4	74.1	74.3	74.3	75.4
LiCl	29.6	38.2	36.5	35.7	37.3
MAE (GPa)	13.5	5.2	3.8	3.7	–
MARE (%)	36.3	13.8	10.3	9.9	–

TABLE III. Predicted bulk moduli at the indicated level of theory, including mean absolute error (MAE) and mean absolute relative error (MARE). Experimental values, which have been corrected for zero-point motion, are from Ref. 50, except for those for AlN and LiH, which are from Ref. 51. For three large discrepancies (BN, BP, MgO), we include results from both references.

<sup>8</sup>T. Gruber and A. Grüneis, “Ab initio calculations of carbon and boron nitride allotropes and their structural phase transitions using periodic coupled cluster theory,” *Phys. Rev. B* **98**, 134108 (2018).

<sup>9</sup>I. Y. Zhang and A. Grüneis, “Coupled Cluster Theory in Materials Science,” *Front. Mater.* **6**, 123 (2019).

<sup>10</sup>Y. Gao, Q. Sun, J. M. Yu, M. Motta, J. McClain, A. F. White, A. J. Minnich, and G. K.-L. Chan, “Electronic structure of bulk manganese oxide and nickel oxide from coupled cluster theory,” *Phys. Rev. B* **101**, 165138 (2020).

<sup>11</sup>M. Nusspickel and G. H. Booth, “Systematic improvability in quantum embedding for real materials,” *Phys. Rev. X* **12**, 011046 (2022).

<sup>12</sup>P. Y. Ayala, K. N. Kudin, and G. E. Scuseria, “Atomic orbital laplace-transformed second-order möller-plesset theory for periodic systems,” *J. Chem. Phys.* **115**, 9698–9707 (2001).

Solid	Cohesive energy (eV)				Exp.
	HF	MP2	SCS-MP2	SOS-MP2	
C	5.38	7.98	7.65	7.50	7.55
Si	3.03	4.97	4.69	4.56	4.70
SiC	4.53	6.79	6.49	6.35	6.47
BN	4.78	7.13	6.92	6.82	6.76
BP	3.42	5.58	5.30	5.16	5.14
AlN	3.86	6.00	5.85	5.78	5.85
AlP	2.71	4.42	4.23	4.14	4.31
MgO	3.62	5.37	5.18	5.09	5.19
MgS	2.78	4.20	3.97	3.86	4.04
LiH	1.85	2.41	2.45	2.48	2.49
LiF	3.41	4.58	4.49	4.44	4.46
LiCl	2.73	3.69	3.58	3.52	3.58
MAE (eV)	1.54	0.23	0.06	0.08	–
MARE (%)	43.0	6.4	1.6	2.4	–

TABLE IV. Predicted cohesive energies at the indicated level of theory, including mean absolute error (MAE) and mean absolute relative error (MARE). Experimental values, which have been corrected for zero-point motion, are from Ref. 50, except for those for AlN and LiH, which are from Ref. 51.

- <sup>13</sup>S. Hirata and T. Shimazaki, “Fast second-order many-body perturbation method for extended systems,” *Phys. Rev. B* **80**, 085118 (2009).
- <sup>14</sup>M. Marsman, A. Grüneis, J. Paier, and G. Kresse, “Second-order møller–plesset perturbation theory applied to extended systems. i. within the projector-augmented-wave formalism using a plane wave basis set,” *J. Chem. Phys.* **130**, 184103 (2009).
- <sup>15</sup>A. Grüneis, M. Marsman, and G. Kresse, “Second-order møller–plesset perturbation theory applied to extended systems. II. structural and energetic properties,” *J. Chem. Phys.* **133**, 074107 (2010).
- <sup>16</sup>D. Usvyat, L. Maschio, C. Pisani, and M. Schütz, “Second order local møller–plesset perturbation theory for periodic systems: the CRYSCOR code,” *Z. Phys. Chem.* **224**, 441–454 (2010).
- <sup>17</sup>L. Maschio, D. Usvyat, M. Schütz, and B. Civalleri, “Periodic local møller–plesset second order perturbation theory method applied to molecular crystals: Study of solid NH<sub>3</sub> and CO<sub>2</sub> using extended basis sets,” *J. Chem. Phys.* **132**, 134706 (2010).
- <sup>18</sup>M. Katouda and S. Nagase, “Application of second-order møller–plesset perturbation theory with resolution-of-identity approximation to periodic systems,” *J. Chem. Phys.* **133**, 184103 (2010).
- <sup>19</sup>M. Del Ben, J. Hutter, and J. VandeVondele, “Second-order møller–plesset perturbation theory in the condensed phase: An efficient and massively parallel gaussian and plane waves approach,” *J. Chem. Theory Comput.* **8**, 4177–4188 (2012).
- <sup>20</sup>F. Göttl, A. Grüneis, T. Bučko, and J. Hafner, “Van der waals interactions between hydrocarbon molecules and zeolites: Periodic calculations at different levels of theory, from density functional theory to the random phase approximation and møller–plesset perturbation theory,” *J. Chem. Phys.* **137**, 114111 (2012).
- <sup>21</sup>M. Del Ben, J. Hutter, and J. VandeVondele, “Electron correlation in the condensed phase from a resolution of identity approach based on the gaussian and plane waves scheme,” *J. Chem. Theory Comput.* **9**, 2654–2671 (2013).
- <sup>22</sup>T. Schäfer, B. Ramberger, and G. Kresse, “Quartic scaling MP2 for solids: A highly parallelized algorithm in the plane wave basis,” *J. Chem. Phys.* **146**, 104101 (2017).
- <sup>23</sup>S. J. Bintrim, T. C. Berkelbach, and H.-Z. Ye, “Integral-direct Hartree-Fock and Møller-Plesset Perturbation Theory for Periodic Systems with Density Fitting: Application to the Benzene Crystal,” [arXiv:2206.01801](https://arxiv.org/abs/2206.01801).
- <sup>24</sup>J. P. Perdew, K. Burke, and M. Ernzerhof, “Generalized gradient approximation made simple,” *Physical review letters* **77**, 3865 (1996).
- <sup>25</sup>S. Grimme, “Improved second-order møller–plesset perturbation theory by separate scaling of parallel-and antiparallel-spin pair correlation energies,” *J. Chem. Phys.* **118**, 9095–9102 (2003).
- <sup>26</sup>I. Hyla-Kryspin and S. Grimme, “Comprehensive study of the thermochemistry of first-row transition metal compounds by spin component scaled mp2 and mp3 methods,” *Organometallics* **23**, 5581–5592 (2004).
- <sup>27</sup>S. Grimme, “Accurate calculation of the heats of formation for large main group compounds with spin-component scaled MP2 methods,” *J. Phys. Chem. A* **109**, 3067–3077 (2005).
- <sup>28</sup>J. Antony and S. Grimme, “Is spin-component scaled second-order møller–plesset perturbation theory an appropriate method for the study of noncovalent interactions in molecules?” *J. Phys. Chem. A* **111**, 4862–4868 (2007).
- <sup>29</sup>T. Takatani and C. D. Sherrill, “Performance of spin-component-scaled møller–plesset theory (scs-mp2) for potential energy curves of noncovalent interactions,” *Phys. Chem. Chem. Phys.* **9**, 6106–6114 (2007).
- <sup>30</sup>R. A. Distasio Jr and M. Head-Gordon, “Optimized spin-component scaled second-order møller–plesset perturbation theory for intermolecular interaction energies,” *Mol. Phys.* **105**, 1073–1083 (2007).
- <sup>31</sup>S. Kossmann and F. Neese, “Correlated ab initio spin densities for larger molecules: orbital-optimized spin-component-scaled mp2 method,” *J. Phys. Chem. A* **114**, 11768–11781 (2010).
- <sup>32</sup>S. Grimme, L. Goerigk, and R. F. Fink, “Spin-component-scaled electron correlation methods,” *WIREs Comput. Mol. Sci.* **2**, 886–906 (2012).
- <sup>33</sup>M. Steinmetz and S. Grimme, “Benchmark study of the performance of density functional theory for bond activations with (ni, pd)-based transition-metal catalysts,” *ChemistryOpen* **2**, 115–124 (2013).
- <sup>34</sup>Y. Jung, R. C. Lochan, A. D. Dutoi, and M. Head-Gordon, “Scaled opposite-spin second order Møller–Plesset correlation energy: An economical electronic structure method,” *J. Chem. Phys.* **121**, 9793–9802 (2004), publisher: American Institute of Physics.
- <sup>35</sup>J. Rigby and E. I. Izgorodina, “New SCS- and SOS-MP2 coefficients fitted to semi-coulombic systems,” *J. Chem. Theory. Comput.* **10**, 3111–3122 (2014).
- <sup>36</sup>S. Tan, S. B. Acevedo, and E. I. Izgorodina, “Generalized spin-ratio scaled MP2 method for accurate prediction of intermolecular interactions for neutral and ionic species,” *J. Chem. Phys.* **146**, 064108 (2017).
- <sup>37</sup>Q. Sun, T. C. Berkelbach, N. S. Blunt, G. H. Booth, S. Guo, Z. Li, J. Liu, J. D. McClain, E. R. Sayfutyarova, S. Sharma, S. Wouters, and G. K.-L. Chan, “PySCF: the python-based simulations of chemistry framework,” *WIREs Comput. Mol. Sci.* **8**, e1340 (2017).
- <sup>38</sup>Q. Sun, X. Zhang, S. Banerjee, P. Bao, M. Barbry, N. S. Blunt, N. A. Bogdanov, G. H. Booth, J. Chen, Z.-H. Cui, J. J. Eriksen, Y. Gao, S. Guo, J. Hermann, M. R. Hermes, K. Koh, P. Koval, S. Lehtola, Z. Li, J. Liu, N. Mardirossian, J. D. McClain, M. Motta, B. Mussard, H. Q. Pham, A. Pulkin, W. Purwanto, P. J. Robinson, E. Ronca, E. R. Sayfutyarova, M. Scheurer, H. F. Schurkus, J. E. T. Smith, C. Sun, S.-N. Sun, S. Upadhyay, L. K. Wagner, X. Wang, A. White, J. D. Whitfield, M. J. Williamson, S. Wouters, J. Yang, J. M. Yu, T. Zhu, T. C. Berkelbach, S. Sharma, A. Y. Sokolov, and G. K.-L. Chan, “Recent developments in the PySCF program package,” *J. Chem. Phys.* **153**, 024109 (2020).
- <sup>39</sup>M. C. Bennett, C. A. Melton, A. Annaberdiyev, G. Wang, L. Shulenburger, and L. Mitás, “A new generation of effective core potentials for correlated calculations,” *J. Chem. Phys.* **147**, 224106 (2017).
- <sup>40</sup>M. C. Bennett, G. Wang, A. Annaberdiyev, C. A. Melton, L. Shulenburger, and L. Mitás, “A new generation of effective core potentials from correlated calculations: 2nd row elements,” *J. Chem. Phys.* **149**, 104108 (2018).
- <sup>41</sup>Q. Sun, T. C. Berkelbach, J. D. McClain, and G. K.-L. Chan, “Gaussian and plane-wave mixed density fitting for periodic systems,” *J. Chem. Phys.* **147**, 164119 (2017).
- <sup>42</sup>L. E. Daga, B. Civalleri, and L. Maschio, “Gaussian basis sets for crystalline solids: All-purpose basis set libraries vs system-specific optimizations,” *J. Chem. Theory. Comput.* **16**, 2192–2201 (2020).
- <sup>43</sup>J. Lee, X. Feng, L. A. Cunha, J. F. Gonthier, E. Epifanovsky, and M. Head-Gordon, “Approaching the basis set limit in gaussian-orbital-based periodic calculations with transferability: Performance of pure density functionals for simple semiconductors,” *J. Chem. Phys.* **155**, 164102 (2021).
- <sup>44</sup>H.-Z. Ye and T. C. Berkelbach, “Correlation-consistent gaussian basis sets for solids made simple,” *J. Chem. Theory Comput.* **18**, 1595–1606 (2022).
- <sup>45</sup>J. Paier, R. Hirschl, M. Marsman, and G. Kresse, “The perdew–burke–ernzerhof exchange-correlation functional applied to the g2-1 test set using a plane-wave basis set,” *J. Chem. Phys.* **122**, 234102 (2005).

- <sup>46</sup>P. Broqvist, A. Alkauskas, and A. Pasquarello, "Hybrid-functional calculations with plane-wave basis sets: Effect of singularity correction on total energies, energy eigenvalues, and defect energy levels," *Phys. Rev. B* **80**, 085114 (2009).
- <sup>47</sup>R. Sundararaman and T. A. Arias, "Regularization of the coulomb singularity in exact exchange by wigner-seitz truncated interactions: Towards chemical accuracy in nontrivial systems," *Phys. Rev. B* **87**, 165122 (2013).
- <sup>48</sup>G. H. Booth, T. Tsatsoulis, G. K.-L. Chan, and A. Grüneis, "From plane waves to local gaussians for the simulation of correlated periodic systems," *J. Chem. Phys.* **145**, 084111 (2016).
- <sup>49</sup>F. Tran, J. Stelzl, and P. Blaha, "Rungs 1 to 4 of DFT jacob's ladder: Extensive test on the lattice constant, bulk modulus, and cohesive energy of solids," *J. Chem. Phys.* **144**, 204120 (2016).
- <sup>50</sup>G.-X. Zhang, A. M. Reilly, A. Tkatchenko, and M. Scheffler, "Performance of various density-functional approximations for cohesive properties of 64 bulk solids," *New J. Phys.* **20**, 063020 (2018).
- <sup>51</sup>L. Schimka, J. Harl, and G. Kresse, "Improved hybrid functional for solids: The HSEsol functional," *J. Chem. Phys.* **134**, 024116 (2011).
- <sup>52</sup>J. P. Perdew, A. Ruzsinszky, G. I. Csonka, O. A. Vydrov, G. E. Scuse-ria, L. A. Constantin, X. Zhou, and K. Burke, "Restoring the density-gradient expansion for exchange in solids and surfaces," *Phys. Rev. Lett.* **100**, 136406 (2008).
- <sup>53</sup>J. Sun, A. Ruzsinszky, and J. P. Perdew, "Strongly constrained and appropriately normed semilocal density functional," *Phys. Rev. Lett.* **115**, 036402 (2015).
- <sup>54</sup>H.-Z. Ye, V. A. Neufeld, and T. C. Berkelbach, (unpublished).