

On the main distance-based entropies: the eccentricity- and Wiener-entropy

Yanni Dong*

Stijn Cambie^{†‡}

Abstract

We define the Wiener-entropy, which is together with the eccentricity-entropy one of the most natural distance-based graph entropies. By deriving the (asymptotic) extremal behaviour, we conclude that the Wiener-entropy of graphs of a given order is more spread than is the case for the eccentricity-entropy. We solve 3 conjectures on the eccentricity-entropy and give a conjecture on the Wiener-entropy related to some surprising behaviour on the graph minimizing it.

1 Introduction

Subsection 1.1 gives the general background about Shannon entropy (and is less related with the main story). In Subsection 1.2, we explain our notation and give an overview of the main distance-based graph entropies. The maximum entropy is usually $\log_2(n)$ and as such an elementary overview for the maximum graph entropy is given in Subsection 1.3. Finally, the overview of our contributions is summarized in Subsection 1.4.

1.1 background

In this paper, we pay attention to two graph entropies which are based on Shannon entropy. As a foundational concept in information theory, Shannon entropy [22] is a concept to measure the uncertainty of a random variable. This is a general mathematical notion of entropy that also can be used to define e.g. Boltzmann entropy in statistical physics. Let X be a discrete random variable with set of possible outcomes $\{x_1, x_2, \dots, x_n\}$, and let $P = \{p(x_1), p(x_2), \dots, p(x_n)\}$ be the probability distribution on X . The entropy of X is defined by

$$-\sum_{i=1}^n p(x_i) \log_2(p(x_i)).$$

We omit the subscript 2 to take the liberty in the following, that is, \log is the base 2 logarithm. We use \ln to denote the logarithm with the base being Euler's number e .

Because Shannon entropy has some conventional properties, such as the subadditivity and monotonicity, it can be used as a useful tool to solve some classical graph theory problems. Körner [16] discovered that the subadditivity of graph entropy in connection with a problem in coding theory can be used to prove the bounds for graph covering problems. A bound for the perfect hashing was proposed by Körner and Marton [17] based on an extension of graph entropy to hypergraphs. Csiszár et al. [10] gave a new characterization of a perfect graph by applying the subadditivity property of graph entropy. Newman and Wigderson [20] proved lower bounds on the formula size

*School of Mathematics and Statistics, Northwestern Polytechnical University, P.R. China, and Faculty of Electrical Engineering, Mathematics and Computer Science, University of Twente, The Netherlands, supported by National Natural Science Foundation of China (12071370, 12131013 and U1803263) and China Scholarship Council (202006290070), E-mail: yndong_math@mail.nwpu.edu.cn.

[†]Extremal Combinatorics and Probability Group (ECOPRO), Institute for Basic Science (IBS), Daejeon, South Korea, supported by the Institute for Basic Science (IBS-R029-C4), E-mail: stijn.cambie@hotmail.com or stijncambie@ibs.re.kr.

[‡]This is an exception on the convention that authors are listed in alphabetical order within mathematics, due to different policies. Y.D. did literature study and came up with the problems. S.C. took an advisory role and came up with the proof strategies.

of Boolean functions by using entropy on hypergraphs. For more information on graph entropy and its applications, we refer the reader to a survey by Simonyi [23].

One of three great challenges for half-century-old computer science, proposed by Brooks Jr. [5], is to provide a metric for the information embodied in structure. The initial idea to measure a graph by extending the Shannon entropy is to consider the orbits of the graph as a variable [21]. The vertices are topologically equivalent if they belong to the same orbit of the graph. Since then, to measure graphs, a lot of entropy-based notions appeared by replacing the probabilities in the Shannon entropy by graph invariants. Braustein et al. [4] proposed the notion of von Neumann entropy of a graph based on Shannon entropy constructed from the eigenvalues of the density matrix of the graph. To unify some existing graph measures based on Shannon entropy, Dehmer [11] defined a general formula for graph entropy based on information functionals. Related to the degree sequence of a graph, Cao, Shi and Dehmer [9] proposed degree-based entropy. The first degree-based entropy is the principal degree-based entropy of a graph. Recently, some extremal problems for this entropy have been proven in [6, 7, 8]. We refer the interested reader to the two survey papers [14, 19] and two books [3, 12] for more complexity measures regarding graph entropies.

1.2 Distance-based graph entropies

Before introducing the main objects, we need to introduce some related terminology and notation. The term graph represents a simple, connected, finite and undirected graph throughout the paper. Let $G = (V, E)$ be a graph. The *distance* between two vertices u and v , denoted by $d(u, v)$, is the length of the shortest path from u to v . In particular, it satisfies the *triangle inequality* $d(u, v) \leq d(u, w) + d(w, v)$ for all vertices $u, v, w \in V$. The *eccentricity* of a vertex v , denoted by $\text{ecc}(v)$, is the maximum distance from v to any other vertex (i.e., $\text{ecc}(v) = \max\{d(v, u) : u \in V\}$). A *central vertex* of G is a vertex with the minimum eccentricity. The *diameter* $\text{diam}(G)$ of G is the maximum eccentricity among all vertices of G . The *radius* $\text{rad}(G)$ is the minimum eccentricity among all vertices of G . For a vertex $v \in V$, the *j -sphere* of v is the set of vertices at distance j to v denoted by $S_j(v, G)$ (i.e., $S_j(v, G) = \{u : d(u, v) = j, u \in V\}$). The *transmission* of a vertex v is denoted by $\sigma_G(v)$, or $\sigma(v)$ if the graph G is clear, and equals the sum of distances towards all other vertices: $\sigma(v) = \sum_{u \in V} d(v, u)$.

Let $G = (V, E)$ be a graph with vertex set $\{v_1, v_2, \dots, v_n\}$. Dehmer [11] defined a general form of graph entropy for G using an information functional $f(v_i)$ by the formula

$$I_f(G) = - \sum_{i=1}^n \frac{f(v_i)}{\sum_{j=1}^n f(v_j)} \log \left(\frac{f(v_i)}{\sum_{j=1}^n f(v_j)} \right).$$

An entropy of G taking into account all j -spheres is defined in [13, 18] by the formula

$$I_{f_s}(G) = - \sum_{i=1}^n \frac{f_s(v_i)}{\sum_{j=1}^n f_s(v_j)} \log \left(\frac{f_s(v_i)}{\sum_{j=1}^n f_s(v_j)} \right),$$

where $f_s(v_i) = \sum_{j=1}^{\text{diam}(G)} c_j |S_j(v_i, G)|$, $c_j > 0$ and $1 \leq j \leq \text{diam}(G)$. If we relax the condition of c_j from greater than zero to greater than or equal to zero, then for $c_1 = 1$ and $c_j = 0$, $j \geq 2$, this leads to the first degree-based entropy $I_d(G)$ defined in [9]. For a graph G with degree sequence $(d_i)_{1 \leq i \leq n}$ and size m , the formula for $I_d(G)$ is

$$I_d(G) = - \sum_{i=1}^n \frac{d_i}{2m} \log \left(\frac{d_i}{2m} \right).$$

When $c_j = j$ for every $1 \leq j \leq \text{diam}(G)$, we define it as the *Wiener-entropy* by the formula

$$I_w(G) = - \sum_{i=1}^n \frac{\sigma(v_i)}{\sum_{j=1}^n \sigma(v_j)} \log \left(\frac{\sigma(v_i)}{\sum_{j=1}^n \sigma(v_j)} \right),$$

where $\sigma(v_i)$ is the transmission of v_i . The *Wiener index* of G , proposed by Wiener [24], is defined by

$$W(G) = \sum_{\{v_i, v_j\} \subseteq V} d(v_i, v_j).$$

Since $\sum_{j=1}^n \sigma(v_j) = 2W(G)$, we have

$$I_w(G) = \log(2W(G)) - \frac{1}{2W(G)} \sum_{i=1}^n \sigma(v_i) \log(\sigma(v_i)).$$

In [13, 18], they also defined the entropy of G regarding the eccentricity by

$$I_{f_e}(G) = - \sum_{i=1}^n \frac{f_e(v_i)}{\sum_{j=1}^n f_e(v_j)} \log \left(\frac{f_e(v_i)}{\sum_{j=1}^n f_e(v_j)} \right),$$

where $f_e(v_i) = c_i \text{ecc}(v_i)$, $c_i > 0$, $1 \leq i \leq n$. For $c_i = 1$, the *eccentricity-entropy* is defined in [13, 18] by the formula

$$I_{ecc}(G) = - \sum_{i=1}^n \frac{\text{ecc}(v_i)}{\sum_{j=1}^n \text{ecc}(v_j)} \log \left(\frac{\text{ecc}(v_i)}{\sum_{j=1}^n \text{ecc}(v_j)} \right).$$

1.3 Maximum graph entropies

The following is well-known, but we state it in general for clarity.

Theorem 1. *Let $G = (V, E)$ be a graph, and let $f : V \rightarrow \mathbb{R}^+$ be an information functional. Then $I_f(G) \leq \log(n)$, with equality if and only if G is f -regular in the sense that $f(v)$ is a constant for every $v \in V$.*

Proof. In general, the Shannon entropy of a discrete variable X with set of possible outcomes $\{x_1, x_2, \dots, x_n\}$ is upper bounded by $\log(n)$, with equality if and only if X has a uniform distribution. This is a well-known fact and consequence of Jensen's inequality (since $f(x) = -x \log x$ is concave on $[0, 1]$). As a corollary, this implies that $I_f(G) \leq \log(n)$, with equality if and only if $f(v)$ is a constant for every $v \in V$. \square

As a corollary, we have the following cases for the main examples of degree- and distance-based graph entropies.

Corollary 2. *For a graph G of order n ,*

- $I_d(G) \leq \log(n)$, with equality if and only if G is a regular graph,
- $I_w(G) \leq \log(n)$, with equality if and only if G is a transmission-regular graph,
- $I_{ecc}(G) \leq \log(n)$, with equality if and only if $\text{diam}(G) = \text{rad}(G)$.

A graph is transmission-regular if $\sigma(v) = \sigma(u)$ for every $u, v \in V$. Such graphs have been studied in the past, also under the name distance-balanced graphs, see e.g. [1, 2, 15]. If one is restricting the class to trees, determining the maximum given the order is not trivial anymore. For I_d , it is known that the path is extremal, see e.g. [9, Thm. 1] and [7, Prop.7]. In Section 3 we prove that the trees maximizing I_{ecc} among all trees of order $n \geq 4$ are precisely the trees with diameter 3. For I_w , we claim that the extremal tree is again a different one, being the star, whenever $n \geq 5$.

Conjecture 3. *Let T be an arbitrary tree of order $n \geq 5$. Then $I_w(T) \leq I_w(S_n)$ with equality if and only if $T = S_n$.*

1.4 Contributions

When one is considering graphs, eccentricity and transmission are the local analogues of diameter and total distance (linearly related with average distance), the two main distance measures for graphs. As such, among distance-based entropies, the eccentricity-entropy and Wiener-entropy seem to be among the most natural ones (besides the more general versions). In this paper, we focus on these two.

Before that, in Section 2, we collect and prove some general results and observations about the Shannon entropy of normalized sequences (the probability distribution linearly related with the sequence). These general results are useful to apply and give intuition on questions for graph

entropies, but might also be handy when working on general problems about (Shannon) entropy. In Section 3, we focus on the eccentricity-entropy and solve the following three conjectures. The first one, [18, Conj. 6.2], is proven to be true, except from the statement about the removal of few edges. Conjecture 5 ([13, Conj. 4.6]) is true for I_{ecc} but false for general I_{f_e} since one can choose the c_i in such a way that ones favourite tree is extremal. Finally, Conjecture 6 ([13, Conj. 4.3]) is disproved.

Conjecture 4 ([18]). *Among graphs of order n , the minimum value of I_{ecc} is attained by the graph obtained by removing a small number of edges from the complete graph of order n . In particular, extremal graphs of order n will have $k \geq \frac{n}{2}$ vertices of degree $n - 1$.*

Conjecture 5 ([13]). *Among trees of order n , the maximum value of I_{ecc} is attained by the tree obtained by attaching $n - 3$ vertices to an end vertex of the path of length 2.*

Conjecture 6 ([13]). *Among trees of order n and diameter $d \ll n$, the maximum value of I_{f_s} and I_{f_e} are attained by the tree obtained by identifying the central vertex of the star of order $n - d$ with a central vertex of the path of length d .*

The proofs mainly rely on the general results in Section 2. Intuitively, the eccentricity sequence has to be as unbalanced or balanced as possible to attain the minimum or maximum value for the entropy.

In Section 4, we prove that the minimum of $I_w(G)$ among all graphs of order n is of the form $(\frac{3}{4} + o(1)) \log(n)$. Since the minimum of $I_{ecc}(G)$ is $(1 - o(1)) \log(n)$, the Wiener-entropy has a better distinguishing character, i.e., the difference between the maximum and minimum is larger. Finally, in Section 5 we give some remarks on the trees and graphs that conjecturally attain the minimum Wiener-entropy. For this, we define the graph $G_{n,k,j}$ formally as follows. Take the disjoint union of a path P_k and clique K_{n-k} , and connect one end vertex of the path with j vertices of the clique. An example of such a graph $G_{n,k,j}$ has been presented in Figure 1.

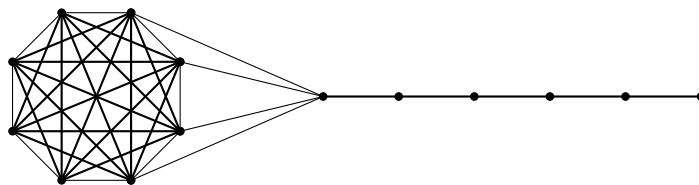


Figure 1: The graph $G_{n,k,j}$ for $n = 14, k = 6$ and $j = 4$.

It turns out that already within the subclass of graphs of the form $G_{n,k,j}$, there is some surprising behaviour. When n ranges from 16 to 100, the value of j fluctuates a lot, which intuitively can be explained as the clique (colex graph) at the end growing in a less discretized way. Nevertheless, for n large, it seems that $j = 1$ is always true, i.e., we conjecture that I_w for graphs of order n is maximized by a graph of the form $G_{n,k,1}$ whenever n is sufficiently large. Explaining this evolution in behaviour of the graphs $G_{n,k,j}$ seems to be already interesting.

2 General results on entropy

The *normalized vector* (or *unit vector*) of a non-zero vector $\mathbf{a} = (a_1, a_2, \dots, a_n)$, is a vector in the same direction with norm 1. It is denoted by $\hat{\mathbf{a}}$ and given by $\hat{\mathbf{a}} = \frac{\mathbf{a}}{\|\mathbf{a}\|_1}$, where $\|\mathbf{a}\|_1 = \sum_{i=1}^n |a_i|$ is the 1-norm of \mathbf{a} .

Definition 7. Let $\mathbf{a} = (a_1, a_2, \dots, a_n)$ be a positive real vector, and let $\mathbf{p} = \hat{\mathbf{a}} = (p_1, p_2, \dots, p_n)$. We define the entropy of \mathbf{a} by

$$\begin{aligned} H(\mathbf{a}) &= -(p_1, p_2, \dots, p_n)(\log(p_1), \log(p_2), \dots, \log(p_n))^T \\ &= -\sum_{j=1}^n p_j \log(p_j). \end{aligned}$$

The following theorem is a direct consequence of Karamata's inequality applied on the (strictly) concave function $-x \log(x)$ (for $x \in [0, 1]$).

Definition 8. We say a sequence $\mathbf{a} = (a_i)_{1 \leq i \leq n}$ majorizes $\mathbf{b} = (b_i)_{1 \leq i \leq n}$ if for every $1 \leq k \leq n$, the sum of the k largest (resp., smallest) elements of \mathbf{a} is at least (resp., at most) the sum of the k largest (resp., smallest) elements of \mathbf{b} , and equality does hold when $k = n$.

Theorem 9. Let $\mathbf{a} = (a_i)_{1 \leq i \leq n}$ and $\mathbf{b} = (b_i)_{1 \leq i \leq n}$ be two different sequences of positive reals such that \mathbf{a} majorizes \mathbf{b} . Then

$$H(\mathbf{a}) < H(\mathbf{b}).$$

Proposition 10. Let $S \subset (\mathbb{R}^+)^n$ be the convex hull of N points. If $H(\mathbf{s})$ attains the minimum value among $\mathbf{s} \in S$, then \mathbf{s} is one of the extremal points of the convex hull.

Proof. Assume this is not the case. So \mathbf{s} is not one of the extremal points of the convex hull. In that case there is a non-zero vector \mathbf{t} for which the interval $[\mathbf{s} - \mathbf{t}, \mathbf{s} + \mathbf{t}]$ is fully contained in S . Since $(\mathbf{s} - \mathbf{t}) + (\mathbf{s} + \mathbf{t}) = 2\mathbf{s}$, we have $|\mathbf{s} - \mathbf{t}|_1 \widehat{\mathbf{s} - \mathbf{t}} + |\mathbf{s} + \mathbf{t}|_1 \widehat{\mathbf{s} + \mathbf{t}} = 2|\mathbf{s}|_1 \widehat{\mathbf{s}}$. So $\widehat{\mathbf{s}} = \lambda \widehat{\mathbf{s} - \mathbf{t}} + (1 - \lambda) \widehat{\mathbf{s} + \mathbf{t}}$, where $0 < \lambda < 1$.

Since the entropy is strictly concave, this immediately implies that

$$\min\{H(\mathbf{s} - \mathbf{t}), H(\mathbf{s} + \mathbf{t})\} < H(\mathbf{s}).$$

This leads to a contradiction with the choice of \mathbf{s} . □

Proposition 11. Let a_1, a_2, \dots, a_s be fixed positive reals and b_1, b_2, \dots, b_t be positive variables. Let β be the solution for $\log(\beta) = \frac{\sum_{j=1}^s a_j \log(a_j)}{\sum_{j=1}^s a_j}$. Then the entropy of (the normalized vector of) $(a_1, a_2, \dots, a_s, b_1, \dots, b_t)$ is maximized if and only if $b_1 = b_2 = \dots = b_t = \beta$. Furthermore, $H\left((a_1, a_2, \dots, a_s, \underbrace{b_1, \dots, b_t}_t)\right)$ is increasing when $b < \beta$ and decreasing when $b > \beta$.

Proof. First note that due to concavity of $f(x) = -x \log(x)$, once $\sum b_i$ is fixed, we know that the maximum occurs when all b_i are equal to a value b . In that case

$$H((a_1, a_2, \dots, a_s, b_1, \dots, b_t)) = \log\left(\sum a_i + bt\right) - \frac{\sum a_i \log(a_i) + tb \log(b)}{\sum a_i + bt}.$$

The maximum can be found by taking the derivative towards b and setting this equal to zero:

$$\begin{aligned} \frac{d}{db} H\left((a_1, a_2, \dots, a_s, \underbrace{b_1, \dots, b_t}_t)\right) &= \frac{t}{\sum a_i + bt} - \frac{t(1 + \log(b))}{\sum a_i + bt} + t \frac{\sum a_i \log(a_i) + tb \log(b)}{(\sum a_i + bt)^2} \\ &= \frac{\sum a_i \log(a_i) - \log(b) \sum a_i}{(\sum a_i + bt)^2}. \end{aligned}$$

So this is zero when $\log(b) = \frac{\sum_{j=1}^s a_j \log(a_j)}{\sum_{j=1}^s a_j}$, i.e., $b = \beta$, and it is positive respectively negative if b is smaller or larger, implying it indeed attains a maximum for this choice. □

Proposition 12. Let $a_1, a_2, \dots, a_s > 1$ be fixed reals and b_1, b_2, \dots, b_t be variables that are positive integers. Let β be the real solution for the equality $\log(\beta) = \frac{\sum_{j=1}^s a_j \log(a_j)}{\sum_{j=1}^s a_j}$. Then the entropy of $(a_1, a_2, \dots, a_s, b_1, \dots, b_t)$ is maximized for $b_1 = b_2 = \dots = b_t = b$, where b is the optimal choice in $\{\lfloor \beta \rfloor, \lceil \beta \rceil\}$.

Proof. Let $(b_i)_{1 \leq i \leq t}$ be positive integers maximizing $H((a_1, a_2, \dots, a_s, b_1, \dots, b_t))$. As a first step, we prove that all b_i are equal to $\lfloor \beta \rfloor$. Assume to the contrary that $b_1 \leq b_2 \leq \dots \leq b_t$ (i.e., they are ordered) and $b_{u-1} < b_u = b_{u+1} = \dots = b_t > \lceil \beta \rceil$ (the case where some numbers are smaller than $\lfloor \beta \rfloor$ is analogous). Now applying Proposition 11 with fixed reals $(a_1, a_2, \dots, a_s, b_1, \dots, b_{u-1})$ and

variables $(t - u + 1)$ times a variable b , we conclude that $H\left((a_1, a_2, \dots, a_s, b_1, \dots, b_{u-1}, \underbrace{b_1, \dots, b_{t-u+1}}_{t-u+1})\right)$ is decreasing when $b > \beta'$. Here $\beta' \leq \max\{\beta, b_{u-1}\} \leq b_u - 1$. Hence decreasing $b_u = b_{u+1} = \dots = b_t$ by one increases the entropy. This contradiction implies the result.

Alternatively, one can repeat the above argument of increasing the entropy by decreasing all occurrences of the largest value by one if it is larger than $\lceil \beta \rceil$. This implies that $\max\{b_i\} \leq \lceil \beta \rceil$ for an optimal choice of $(b_i)_{1 \leq i \leq t}$. Analogously an optimal sequence satisfies $\min\{b_i\} \geq \lfloor \beta \rfloor$. In the second step, we prove that all b_i are equal. Assume this is not the case and t_1 of the b_i equal $b_1 = \lfloor \beta \rfloor$ and $t_2 = t - t_1$ equal (possible after renaming the index) $\lceil \beta \rceil = b_2$. Consider $(a_1, a_2, \dots, a_s, b_3, \dots, b_t)$ as fixed values and b_1 and b_2 as the variable ones. Now there do exist positive reals c_1, c_2 for which

$$\begin{aligned} c_1 b_1 + c_2 b_2 &= \sum_{i=1}^s a_i + \sum_{i=3}^t b_i \\ c_1 b_1 \log(b_1) + c_2 b_2 \log(b_2) &= \sum_{i=1}^s a_i \log(a_i) + \sum_{i=3}^t b_i \log(b_i). \end{aligned}$$

We will need the following claim in the remaining of the proof.

Claim 13. *For fixed positive reals n and $b \geq 1$, consider the function*

$$h(c) = \log(nb + c) - \frac{c(b+1)\log(b+1) + (n-c)b\log(b)}{nb + c}.$$

Then $h(c)$ is a strictly convex function on $[0, n]$.

Proof. Since $h(c)$ is a function that is twice continuously differentiable on $[0, n]$, to prove $h(c)$ is strictly convex, it is sufficient to prove its second derivative is positive for all c in $[0, n]$. By calculating, its second derivative is $\frac{2b(b+1)n(\ln(b+1) - \ln(b)) - bn - c}{(bn+c)^3 \ln(2)}$. This second derivative is positive since $bn + c \leq (b+1)n$ and $2b(\ln(b+1) - \ln(b)) > 1$ for every $b \geq 1$. \diamond

We apply Claim 13 with fixed $b = \lfloor \beta \rfloor$ and $n = c_1 + c_2 + 2$. Let $c = c_2 + 1$. Then due to convexity of h , $h(c) < \max\{h(c-1), h(c+1)\}$. But this is exactly telling that changing b_1 into $\lceil \beta \rceil$ or b_2 into $\lfloor \beta \rfloor$ will increase the entropy $H((a_1, a_2, \dots, a_s, b_1, \dots, b_t))$. This contradicts the choice of the sequence having the maximum entropy and thus we can conclude that all b_i are equal. \square

Definition 14. Let $H^n((a_1, a_2, \dots, a_s)) = H\left((a_1, a_2, \dots, a_s, \underbrace{b, \dots, b}_{n-s})\right)$ where b is chosen such that $\log(b) = \frac{\sum_{j=1}^s a_j \log(a_j)}{\sum_{j=1}^s a_j}$.

Lemma 15. $H^n((a_1, a_2, \dots, a_s)) = \log(n - r)$ where $r = s - \frac{\sum_{j=1}^s a_j}{b}$.

Proof. Note that

$$\begin{aligned} H\left((a_1, a_2, \dots, a_s, \underbrace{b, \dots, b}_{n-s})\right) &= \log\left(\sum_{j=1}^s a_j + (n-s)b\right) - \frac{\sum_{j=1}^s a_j \log(a_j) + (n-s)b \log(b)}{\sum_{j=1}^s a_j + (n-s)b} \\ &= \log\left(\sum_{j=1}^s a_j + (n-s)b\right) - \log(b) \\ &= \log\left(n - s + \frac{\sum_{j=1}^s a_j}{b}\right). \end{aligned}$$

\square

Proposition 16. Let $\mathbf{a} = (a_i)_{1 \leq i \leq s}$ and $\mathbf{c} = (c_i)_{1 \leq i \leq s}$ be two sequences of positive reals such that \mathbf{a} majorizes \mathbf{c} . Then for every $n \geq s$,

$$H^n(\mathbf{a}) \leq H^n(\mathbf{c}).$$

Proof. Let $\log(b) = \frac{\sum_{j=1}^s a_j \log(a_j)}{\sum_{j=1}^s a_j}$ and $\log(b') = \frac{\sum_{j=1}^s c_j \log(c_j)}{\sum_{j=1}^s c_j}$. By Theorem 9 and Proposition 11 (with b' as maximizer) respectively,

$$H\left((a_1, a_2, \dots, a_s, \underbrace{b, \dots, b}_{n-s})\right) \leq H\left((c_1, c_2, \dots, c_s, \underbrace{b, \dots, b}_{n-s})\right) \leq H\left((c_1, c_2, \dots, c_s, \underbrace{b', \dots, b'}_{n-s})\right).$$

□

Remark 17. Observe that by definition, if \mathbf{c} is a subsequence of \mathbf{a} , then $H^n(\mathbf{a}) \leq H^n(\mathbf{c})$.

3 On eccentricity-entropy

This section is devoted to the three conjectures mentioned in Section 1. We start proving Conjecture 4.

Theorem 18. *The minimum value for I_{ecc} among all graphs of order n is attained by graphs of diameter 2.*

Proof. Let G be a graph attaining the minimum value for $I_{ecc}(G)$ among all graphs of order n . Let r be the radius of the graph and let $S = [r, 2r]^n$. The sequence of eccentricities $(ecc(v))_{v \in V}$ belongs to S and by Proposition 10 every eccentricity is r or $2r$ if it attains the minimum in S . If all eccentricities are equal, then the entropy equals $\log(n)$ and so it would be the maximum instead of minimum. If $r > 1$, then if there are vertices with eccentricity r , as well as with $2r$, there is also a vertex with eccentricity $2r - 1$. When $r = 1$, equality can clearly be attained and since the normalization made the precise value of r being unimportant, we conclude that the graphs with radius 1 indeed attain the minimum. □

Remark 19. *A vertex has eccentricity 1 if and only if it has degree $n - 1$. The entropy is completely determined once the number k of vertices of degree $n - 1$ is known. The other $n - k$ vertices have eccentricity 2. The entropy of the graph equals $\log(2n - k) - \frac{2(n-k)}{2n-k}$. This is a concave function for $0 \leq k \leq n$, with the minimum being attained by $k = (2 - 2\ln(2))n$ (over the reals, and so k will be of the form $\lfloor (2 - 2\ln(2))n \rfloor$). This minimum is roughly $\log(n) - 0.086 = (1 - o(1))\log_2(n)$. As such, for $n \geq 10$, we immediately have that $k > \frac{n}{2}$, so together with the verification for small n , this addresses Conjecture 4 completely. Since there is a set S of $s = \lfloor (2\ln(2) - 1)n \rfloor$ vertices with eccentricity 2, the complement of $G[S]$ needs to have degree at least 1. In particular, taking $G[S]$ to be the empty graph, we observe that there are extremal graphs with at least $\binom{\lfloor (2\ln(2) - 1)n \rfloor}{2}$ non-edges. It also implies that there are many minimal graphs, $2^{\Theta(n^2)}$ (roughly the number of non-isomorphic connected graphs on s vertices), contrasting the ideas of [18].*

When restricting to the class of trees, we will observe that the star (the only tree with diameter 2) is not the graph minimizing the eccentricity-entropy, mainly due to the reason that there is no possibility to play with the ratio of eccentricities with values 1 and 2. Actually the trees minimizing I_{ecc} will be caterpillars containing a central path with many pendent leaves attached to both the central vertices and the end vertices, such that most eccentricities are $r + 1$ and $2r$, for some value of $r(n)$. On the other hand, the star has the third largest possible value for I_{ecc} among all trees of order n . This will be verified by deriving the three largest possible values of the eccentricity-entropy for the class of trees, and as such we also confirm Conjecture 5. To do so, we first observe that the eccentricities of vertices on the diameter (the path between two furthest vertices) are fixed.

Remark 20. *Let P be a diametrical path of length d in a tree. If v is a vertex on the path at distance i from one end vertex of P , then $ecc(v) = \max\{i, d - i\}$. Otherwise, there exists a path of length larger than d .*

Lemma 21. *For a star S_n , $I_{ecc}(S_n) > \log\left(n - \frac{1 - \ln(2)}{2}\right)$.*

Proof. Observe that since $\frac{d}{dx} \log(x) = \frac{1}{\ln(2)x}$ and thus

$$I_{ecc}(S_n) = \log\left(n - \frac{1}{2}\right) + \frac{\frac{1}{2}}{n - \frac{1}{2}} \geq \log\left(n - \frac{1}{2}\right) + \frac{1}{\ln(2)} \int_{n - \frac{1}{2}}^{n - \frac{1 - \ln(2)}{2}} \frac{1}{x} dx = \log\left(n - \frac{1 - \ln(2)}{2}\right)$$

□

Proposition 22. *If T is a graph of order n and diameter $d \geq 6$, then $I_{ecc}(T) < I_{ecc}(S_n)$.*

Proof. By combining Remark 17, Proposition 16 and Lemma 15, we conclude that for even diameter $d = 2r$ where $r \geq 3$ (r is the radius) and $n \geq 2r + 1$,

$$\begin{aligned} H^n((r, r+1, r+1, r+2, r+2, \dots, 2r-1, 2r-1, 2r, 2r)) &\leq H^n((r, r+1, r+1, 2r-1, 2r-1, 2r, 2r)) \\ &\leq H^n((r, \frac{4}{3}r, \frac{4}{3}r, \frac{5}{3}r, \frac{5}{3}r, 2r, 2r)) \\ &= H^n((3, 4, 4, 5, 5, 6, 6)) \\ &< \log(n - 0.17). \end{aligned}$$

For the first inequality, it is sufficient to note that $r+1 < \frac{4}{3}r < \frac{5}{3}r < 2r-1$ when $r \geq 4$. Analogously for $d = 2r-1$ odd and $n \geq 2d$ we have

$$H^n((r, r, r+1, r+1, 2r-2, 2r-2, 2r-1, 2r-1)) \leq H^n((4, 4, 5, 5, 6, 6, 7, 7)) < \log(n - 0.16).$$

Since $\frac{1-\ln(2)}{2} < 0.154$, we conclude by Remark 20. \square

Proposition 23. *If a tree T of order n has diameter 5 and $I_{ecc}(T) < I_{ecc}(S_n)$, then it has at most 2 vertices with eccentricity 5. Every tree T of order n has diameter 4 satisfies $I_{ecc}(T) < I_{ecc}(S_n)$*

Proof. For diameter 5, by Lemma 21 it is sufficient to compute with Lemma 15 that

$$\begin{aligned} H^n((3, 3, 4, 4, 5, 5, 5)) &< \log(n - 0.157) \text{ for every } n \geq 8, \text{ and } H^n\left((3, 3, \underbrace{4, \dots, 4}_{40}, 5, 5, 5)\right) < \\ \log(n - 0.15345) &\text{ for every } n \geq 45, \text{ and verify that } H\left((3, 3, \underbrace{4, \dots, 4}_{n-5}, 5, 5, 5)\right) < I_{ecc}(S_n) \text{ for every } \\ n &\leq 44. \end{aligned}$$

For diameter 4, similarly it is sufficient to compute that $H^n((2, 3, 3, 4, 4, 4)) < \log(n - 0.18)$,

$$\begin{aligned} H^n\left((2, 3, \underbrace{\dots, 3}_{10}, 4, 4)\right) &< \log(n - 0.154) \text{ (for } n \text{ sufficiently large) and } H\left((2, 3, \underbrace{\dots, 3}_{n-3}, 4, 4)\right) < \\ I_{ecc}(S_n) &\text{ for every } n \leq 12. \end{aligned} \quad \square$$

By Propositions 22 and 23 there are only 3 candidates of extremal graphs.

The next result determines the first three maximum values of eccentricity-entropy for trees of a given order by their corresponding trees or eccentricity sequences.

Proposition 24. *Among all trees of order n , the three largest possible values of I_{ecc} are obtained (in order) by a tree T_3 of diameter 3, a tree T_5 with eccentricity sequence $(3, 3, \underbrace{4, \dots, 4}_{n-4}, 5, 5)$, and*

the star S_n

Proof. We compute that (computations analogous to the ones in the proof of Lemma 21)

$$\begin{aligned} I_{ecc}(T_3) - I_{ecc}(T_5) &= \log(n - 2/3) + \frac{4\log(3) - 4\log(2)}{3n - 2} - \log(n) - \frac{16 - 3\log(3) - 5\log(5)}{2n} \\ &\geq \log(n - 2/3) - \log(n) + \frac{(4/3 + 3/2)\log(3) + 5/2\log(5) - (8 + 4/3)}{n - 2/3} > 0 \end{aligned}$$

and

$$I_{ecc}(T_5) - I_{ecc}(S_n) = \log(n) + \frac{16 - 3\log(3) - 5\log(5)}{2n} - \log\left(n - \frac{1}{2}\right) - \frac{1}{2n - 1}$$

is a strictly decreasing function (for $n \geq 6$) for which the limit is zero, so always positive. \square

To end this section, we consider trees of given order and diameter to disprove Conjecture 6.

Proposition 25. *There exists a value b such that the maximum value for I_{ecc} among all trees of diameter d and order n is obtained by the trees with eccentricity sequence*

- $(\frac{d}{2}, \frac{d}{2} + 1, \frac{d}{2} + 1, \dots, d, d, \underbrace{b, \dots, b}_{n-d-1})$ for even d
- $(\frac{d+1}{2}, \frac{d+1}{2}, \dots, d, d, \underbrace{b, \dots, b}_{n-d-1})$ for odd d .

Here $b \sim \frac{\sqrt[3]{2}}{\sqrt{e}}d$ as $d \rightarrow \infty$.

Proof. Let T be a tree attaining the maximum value for I_{ecc} among trees of order n . Since we can add pendent leaves with any eccentricity in $[rad(T) + 1, diam(T)]$ to a diametral path, we conclude by Remark 20 and Proposition 12. For d sufficiently large, we have the following computations, which we compute exactly up to $1 + O(\frac{1}{d})$ factor.

$$\begin{aligned}
\log(b) &\sim \frac{2 \sum_{i=\frac{d}{2}}^d i \log(i)}{2 \sum_{i=\frac{d}{2}}^d i} \\
&\sim \frac{\int_{\frac{d}{2}}^d x \log(x) dx}{\int_{\frac{d}{2}}^d x dx} \\
&\sim \frac{\frac{3}{8}d^2 \log(d) - \frac{3}{16 \ln(2)}d^2 + \frac{1}{8}d^2}{\frac{3}{8}d^2} \\
&= \log(d) - \frac{1}{2 \ln(2)} + \frac{1}{3}.
\end{aligned}$$

Since $\exp(\log(d)/d) = 1 + o(1)$, we conclude that

$$b \sim \frac{\sqrt[3]{2}}{\sqrt{e}}d \sim 0.764d.$$

□

Corollary 26. *Since the eccentricity-entropy I_{ecc} is an example for I_{fe} , Conjecture 6 is not true when d is sufficiently large, as then the value b in Proposition 25 satisfies $b > \lceil \frac{d}{2} \rceil + 1$.*

4 Asymptotic minimum Wiener-entropy of graphs

We start proving the following two elementary lemmas.

Lemma 27. *Let G be any connected graph. Then for every vertex v , $(n-1)\sigma(v) \geq W(G)$. Equality holds if and only if G is a star and v is its center.*

Proof. By rewriting the sum and applying the triangle-inequality,

$$\begin{aligned}
(n-1)\sigma(v) &= \sigma(v) + (n-2) \sum_{u \in V \setminus v} d(v, u) \\
&= \sigma(v) + \sum_{w, u \in V \setminus v} (d(u, v) + d(v, w)) \\
&\geq \sigma(v) + \sum_{w, u \in V \setminus v} d(u, w) \\
&= W(G).
\end{aligned}$$

Equality only appears if for every $u, w \in V \setminus v$, there is a shortest path from u to w containing v . In particular $d(u, w) \geq 2$ for all $u, w \in V \setminus v$ implies that $V \setminus v$ is an independent set. Since G is a connected graph, this implies that G is a star with center v . □

Lemma 28. *Let G be any connected graph. Let $uv \in E(G)$ be an edge. Then $\sigma(v) \geq n-1$. Also $|\sigma(u) - \sigma(v)| \leq n-2$, with equality if and only if u or v is a pendent vertex.*

Proof. The first observation is trivial, since $\sigma(v)$ is the sum of $n - 1$ distances that are all at least one. Let w be a vertex different from u and v , then $d(u, w) \leq d(u, v) + d(v, w) = d(v, w) + 1$ and vice versa, so $|d(u, w) - d(v, w)| \leq 1$. Hence we conclude, by applying the triangle inequality again; $|\sigma(u) - \sigma(v)| = |\sum_{w \in V \setminus \{u, v\}} (d(u, w) - d(v, w))| \leq \sum_{w \in V \setminus \{u, v\}} |d(u, w) - d(v, w)| \leq n - 2$. \square

Proposition 29. *Let T be the broom consisting of a path P_k with one of its end vertices c connected with $n - k$ pendent vertices. For fixed $\frac{1}{3} > \epsilon > 0$, let $k = n^{1/2+\epsilon}$ and n sufficiently large. Then $I_w(T) \sim \frac{3+\epsilon}{4} \log(n)$.*

Proof. Note that

$$\begin{aligned} W(T) &= W(P_k) + W(S_{n-k+1}) + (n - k) \left(\sum_{i=1}^k i \right) \\ &= \binom{k+1}{3} + (n - k)^2 + (n - k) \binom{k+1}{2} \\ &\sim \frac{nk^2}{2}. \end{aligned}$$

If ℓ is one of the end vertices of the star, then $\sigma(\ell) = 2(n - k - 1) + \sum_{i=1}^k i \sim \frac{k^2}{2}$.

If v is a vertex on the path at distance $i - 1$ from c , then $\sigma(v) = i(n - k) + \binom{i}{2} + \binom{k-i+1}{2}$. The sum of the transmissions for the vertices at distance $i - 1$ from c for $2 \leq i \leq n^{2\epsilon}$ is bounded by

$$\sum_{i=2}^{n^{2\epsilon}} \left(in + \binom{k}{2} \right) < n \frac{n^{4\epsilon}}{2} + n^{2\epsilon} \frac{n^{1+2\epsilon}}{2} = n^{1+4\epsilon}.$$

Hence the sum of associated values $p_i = \frac{\sigma(v)}{2W(G)}$ is of the order $\frac{n^{1+4\epsilon}}{nk^2} = O(n^{2\epsilon-1}) = o(1)$. By Lemma 27, we have that every p_i is at least $\frac{1}{2(n-1)}$ and thus $-\log(p_i) \leq \log(2(n-1))$. This implies that the contribution to $I_w(G)$ of the vertices at distance $i - 1$ from c for $2 \leq i \leq n^{2\epsilon}$ is $o(\log n)$. When $i > n^{2\epsilon}$, then $\sigma(v) \sim in$. As such, the probability $p_i = \frac{\sigma(v)}{2W(G)} \sim \frac{i}{k^2}$. For an end vertex ℓ of the star, we have that the associated probability for the functional $\frac{\sigma(i)}{2W(G)} \sim \frac{\frac{k^2}{2}}{k^2 n} \sim \frac{1}{2n}$. All together, this implies that

$$\begin{aligned} I_w(G) &\sim \sum_{i=n^{2\epsilon}}^k \frac{i}{k^2} (2 \log(k) - \log(i)) + n \frac{1}{2n} \log(2n) \\ &\sim \log(k) - \frac{1}{k^2} \sum_{i=2}^k i \log(i) + \frac{1}{2} \log n \\ &\sim \frac{1}{2} \log n + \frac{1}{2} \log(k) \\ &= \frac{3+\epsilon}{4} \log(n). \end{aligned}$$

Here we used that $\int_1^k x \log x \sim \frac{k^2}{2} \log(k)$. \square

Theorem 30. *Let G be a connected graph of order n . Then $I_w(G) > \frac{3}{4}(1 + o(1)) \log(n)$.*

Proof. Let p_1, \dots, p_n be the n fractions of the form $\frac{\sigma(v)}{2W(G)}$, ordered in a decreasing order, i.e., $p_i \geq p_{i+1}$ for every i . By Lemma 27, we know $p_n \geq \frac{1}{2(n-1)} > \frac{1}{2n}$. By Lemma 28 and $2W(G) \geq n(n-1)$, we also note that $p_i - p_{i+1} < \frac{n-2}{n(n-1)} < \frac{1}{n}$ for every $1 \leq i \leq n - 1$.

Let k be the largest number for which $k^2 - k \leq n$. Then the sequence (p_1, \dots, p_n) is majorized by the sequence (a_1, \dots, a_n) with $a_1 = \frac{n-k^2+3k-1}{2n}$, $a_i = \frac{2k-2i+1}{2n}$ for $2 \leq i \leq k$ and $a_i = \frac{1}{2n}$ whenever $n \geq i > k$.

Since the function $f(x) = -x \log(x)$ is concave, by Karamata's inequality we have

$$\sum_i f(p_i) \geq \sum_i f(a_i).$$

Note that one term separately is neglectible, i.e., $f(a_1) = o(\log(n))$ and so we can replace it by $f\left(\frac{2k-1}{2n}\right)$ in the estimation.

Now

$$(n-k)f\left(\frac{1}{2n}\right) = \frac{1}{2}(1+o(1))\log(2n) = \frac{1}{2}(1+o(1))\log(n)$$

and

$$\begin{aligned} \sum_{i=1}^{k-1} f\left(\frac{2i-1}{2n}\right) &\geq \sum_{i=1}^{k-1} f\left(\frac{i}{n}\right) \\ &= \frac{1}{2}(1+o(1))\log(n) - \frac{1}{n} \sum_{i=1}^{k-1} i \log(i) \\ &\sim \frac{1}{2}\log(n) - \frac{1}{n} \int_1^{k-1} x \log x \, dx \\ &\sim \frac{1}{2}\log(n) - \frac{1}{4}\log n \\ &= \frac{1}{4}\log(n). \end{aligned}$$

Together, this implies that

$$\sum_i f(p_i) \geq \frac{3}{4}(1+o(1))\log(n).$$

□

5 Further thoughts on the extremal graphs for I_w

In Section 4, we determined the minimum value of $I_w(G)$ among graphs of order n asymptotically. A precise result, or characterizing the extremal graphs seems to be much harder. In this section, we present some thoughts about the extremal graphs.

From the idea of Theorem 30, for the class of trees, the trees of order n with minimum Wiener-entropy are expected to be brooms for sufficiently large n . If this intuition is true, the extremal broom would be completely determined by the length k of the path in Proposition 29 and the optimal choice $k(n)$ can be expected to be a step-wise increasing function which behaves like $n^{1/2+o(1)}$. For small n , the asymptotic analysis does not give a clear indication of the extremal tree. In particular for $n \leq 16$, the extremal trees are not brooms. Let $T_s(n)$ be the tree of order n with the minimum Wiener-entropy. For $3 \leq n \leq 16$, the trees with the minimum Wiener-entropy are listed in Table 3¹.

Next, we focus on graphs instead of trees. As a corollary of Proposition 11, one can easily observe that if there are 2 vertices u, v for which $\sigma(u)$ and $\sigma(v)$ are small (smaller than the corresponding value β) and uv does not affect $\sigma(w)$ for $w \notin \{u, v\}$, then uv is always present. The latter also holds for a set of vertices. Starting from a broom, by the previous, all edges should be present between the leaves of the star, and we obtain the concatenation of a path and a clique. It has to be observed that for $n \leq 15$, the extremal graphs are not of this form. This is not surprising as the asymptotic estimates and intuition in the proof of Theorem 30 is only about big order behaviour, and also for trees the broom was not extremal for small n . For $5 \leq n \leq 9$, the extremal graphs are presented in Figure 2.

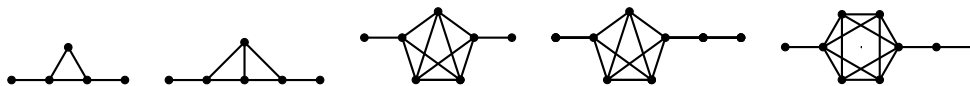


Figure 2: Graphs with the minimum Wiener-entropy for $5 \leq n \leq 9$

If the extremal graphs are the concatenation of a path and a clique, they would again be defined by a stepwise increasing function $k(n)$ only taking integers. One can expect that if it would be plausible, the optimal function $k(x)$ would be more continuous. By connecting the end vertex of

¹See <https://github.com/yndongmath/wiener-entropy> for verification.

the path with only a portion of the vertices of the clique, there is this more continuous behaviour. Remember that $G_{n,k,j}$ is the disjoint union of a path P_k and clique K_{n-k} , with j vertices of the clique connected to the end vertex of the path (Figure 1).

Restricted to the class of graphs of the form $G_{n,k,j}$, we computed the extremal graphs for small n . For $16 \leq n \leq 94$, we notice behaviour that one can expect. When n is growing, stepwise k grows and in these steps j decreases. For larger n , we observe that $j = 1$ appears more often, e.g., when $209 \leq n \leq 221$ this happens for 6 out of the 13 values for which $k(n) = 26$. All of these values are presented in Table 1.

n	(k,j)	$I_w(G_{n,k,j})$	n	(k,j)	$I_w(G_{n,k,j})$
32	(8, 22)	4.8418782994	208	(25, 1)	7.2287884533
33	(8, 20)	4.8824114556	209	(26, 159)	7.2347291497
34	(8, 18)	4.9217394089	210	(26, 133)	7.2406346487
35	(8, 15)	4.9599202002	211	(26, 108)	7.246505897
36	(8, 12)	4.9970026044	212	(26, 84)	7.2523437764
37	(8, 8)	5.0330361551	213	(26, 61)	7.2581490247
38	(8, 4)	5.0680644063	214	(26, 38)	7.2639222854
39	(9, 26)	5.1020833397	215	(26, 16)	7.2696641255
40	(9, 23)	5.1352102662	216	(26, 1)	7.2753755053
41	(9, 20)	5.1675123079	217	(26, 1)	7.281063551
42	(9, 16)	5.1990223046	218	(26, 1)	7.2867307557
43	(9, 12)	5.2297674906	219	(26, 1)	7.2923773056
44	(9, 8)	5.2597769036	220	(26, 1)	7.2980033842
45	(9, 3)	5.2890774027	221	(26, 1)	7.3036091723
46	(10, 31)	5.3176708476	222	(27, 175)	7.3091923114

Table 1: Minimum value of Wiener-entropy among graphs of the form $G_{n,k,j}$ for $32 \leq n \leq 46$ and $208 \leq n \leq 222$

Maybe surprisingly, for large n , it seems that $j = 1$ is always true and so there is some stability result or discretization for large values of n , which was not there for the smaller values. Noting that the size $m = \binom{n-k}{2} + j + k - 1$, one can also plot the value $I_w(G_{n,k,j})$ in terms of the size, and expecting some monotonicity below and above the optimal choice. This seems to be true in large regions, but is not always true. As an example, when $n = 48$, then the optimal size is $m = 736$ ($k = 10$ and $j = 24$) and around this value the function I_w behaves nice, but for $k = 38$ we do not have monotonicity in terms of j . This is presented in Figure 3.

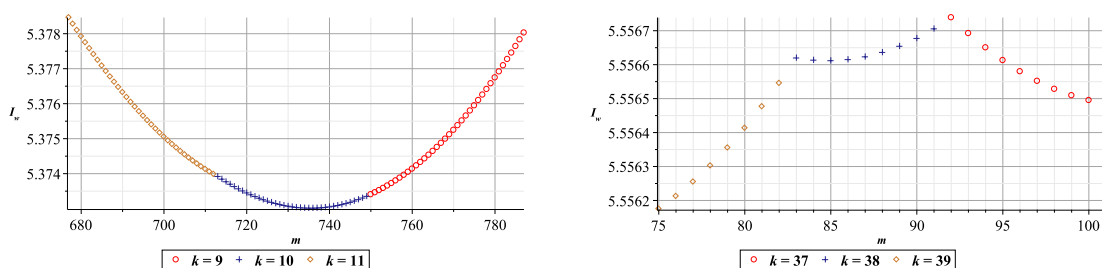


Figure 3: Plots of $I_w(G_{48,k,j})$ for $k \sim 10$ and $k \sim 38$

For a given n , let k' be the optimal choice for which there is a j such that $G_{n,k',j}$ attains the minimum of the Wiener-entropy among all choices of graphs of the form $G_{n,k,j}$. Then for $k = k' \pm 1$, we observed the same behaviour as was the case with $n = 48$ for larger values. Nevertheless, When plotting $I_w(G_{n,k',j})$ for larger n as a function of j , there are examples with multiple local minima.

Question 31. Can one explain (give intuition on) the difference in behaviour, depending on the order, for the graphs of the form $G_{n,k,j}$ minimizing $I_w(G)$.

We expect that the extremal graphs are of the form $G_{n,k,j}$ from a reasonable small constant onwards and conjecture that the extremal graphs for large n are indeed the concatenation of a path and clique, i.e., a graph of the form $G_{n,k,1}$.

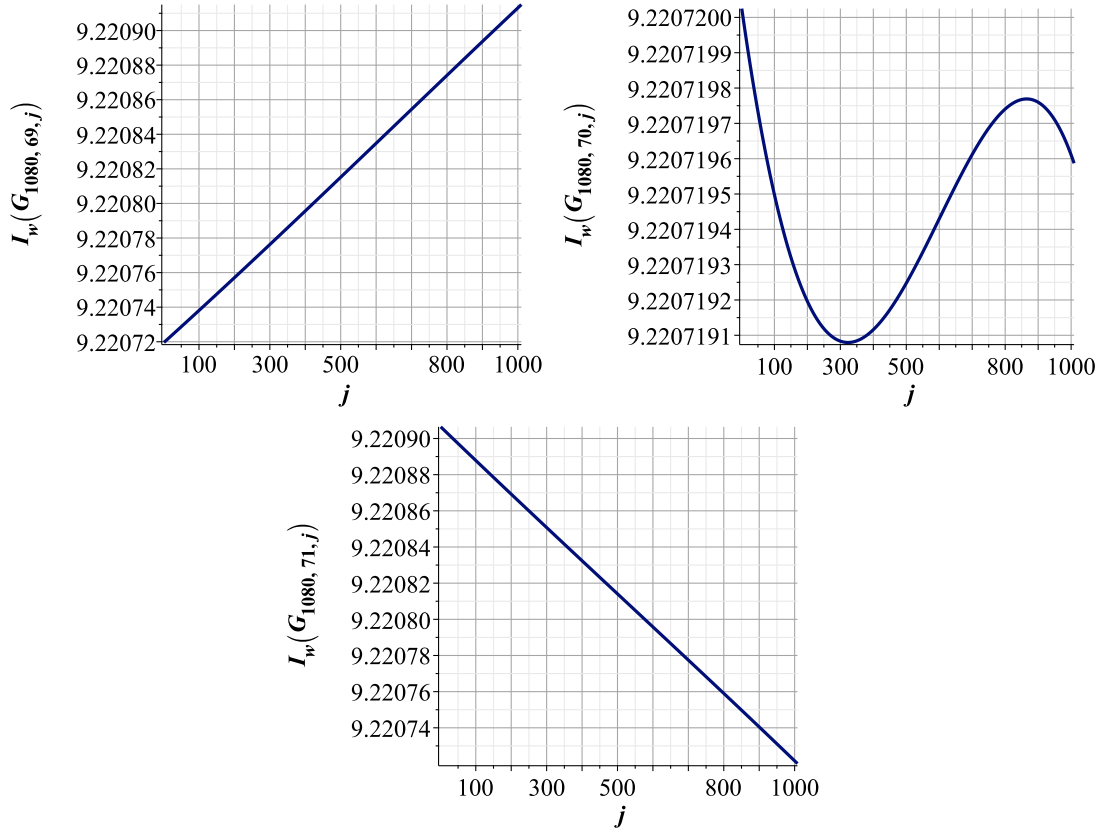


Figure 4: Plots of $I_w(G_{1080,k,j})$ for $k = 69, 70, 71$

Conjecture 32. *There exists a value n_0 such that for all $n \geq n_0$, among all trees and graphs of order n , the Wiener-entropy is minimized by respectively a broom and a $G_{n,k,1}$.*

Based on a verification among the graphs of the form $G_{n,k,j}$ it seems plausible that $n_0 = 1270$. The sporadic examples for which $1000 \leq n \leq 2540^2$ and $j > 1$ are given in Table 2a. For $n \geq 16$, the graphs of the form $G_{n,k,j}$ with the minimum value of $I_w(G_{n,k,j})$ have been computed and are summarized in Table 2b, for some powers of 2. For these powers of 2, the value for the Wiener-entropy can be easily compared with $\log_2(n)$ and as such, we observe that the $o(1)$ part in Theorem 30 tends to zero rather slowly.

n	(k,j)	$I_w(G_{n,k,j})$
1003	(67, 401)	9.1328643808
1004	(67, 75)	9.1340468031
1029	(68, 152)	9.163275375
1054	(69, 389)	9.1917887671
1055	(69, 29)	9.1929126061
1080	(70, 323)	9.2207190796
1133	(72, 112)	9.2775546382
1269	(77, 37)	9.4118343668

n	(k,j)	$I_w(G_{n,k,j})$
16	(5, 9)	3.9126433225
32	(8, 22)	4.8418782994
64	(12, 26)	5.744804111
128	(19, 69)	6.624593606
256	(29, 4)	7.4845154156
512	(44, 1)	8.32786753
1024	(67, 1)	9.1574755626
2048	(101, 1)	9.9757653248
4096	(152, 1)	10.7847443225
8192	(225, 1)	11.5860993918

(a) Values $1000 \leq n$ for which the $G_{n,k,j}$ attaining the minimum value of I_w satisfies $j > 1$

(b) Minimum value of Wiener-entropy among graphs of the form $G_{n,k,j}$ for some powers of 2

Table 2: Minimum of $I_w(G_{n,k,j})$ for some special cases

²Computations have been done within a restricted range, based on an assumption of monotonicity in k , see <https://github.com/yndongmath/wiener-entropy/tree/main/CalE>.

Open access statement. For the purpose of open access, a CC BY public copyright license is applied to any Author Accepted Manuscript (AAM) arising from this submission.

References

- [1] A. Abiad, B. Brimkov, A. Erey, L. Leshock, X. Martínez-Rivera, S. O, S.-Y. Song, and J. Williford. On the Wiener index, distance cospectrality and transmission-regular graphs. *Discrete Appl. Math.*, 230:1–10, 2017.
- [2] K. Balakrishnan, M. Changat, I. Peterin, S. Špacapan, P. Šparl, and A. R. Subhamathi. Strongly distance-balanced graphs and graph products. *European J. Combin.*, 30(5):1048–1053, 2009.
- [3] D. Bonchev and D. H. Rouvray, editors. *Complexity in chemistry, biology, and ecology*. Mathematical and Computational Chemistry. Springer, New York, 2005.
- [4] S. L. Braunstein, S. Ghosh, and S. Severini. The Laplacian of a graph as a density matrix: a basic combinatorial approach to separability of mixed states. *Ann. Comb.*, 10(3):291–317, 2006.
- [5] F. P. Brooks. Three great challenges for half-century-old computer science. *J. ACM*, 50(1), 2003.
- [6] S. Cambie, Y. Dong, and M. Mazzamurro. Extremal values of degree-based entropies of bipartite graphs. *arXiv e-prints*, page arXiv:2206.00922, June 2022.
- [7] S. Cambie and M. Mazzamurro. Minimum entropy of graphs with given size. *arXiv e-prints*, page arXiv:2204.08251, Apr. 2022.
- [8] S. Cambie and M. Mazzamurro. Resolution of Yan’s conjecture on entropy of graphs. *arXiv e-prints*, page arXiv:2205.03357, May 2022.
- [9] S. Cao, M. Dehmer, and Y. Shi. Extremality of degree-based graph entropies. *Inform. Sci.*, 278:22–33, 2014.
- [10] I. Csiszár, J. Körner, L. Lovász, K. Marton, and G. Simonyi. Entropy splitting for antiblocking corners and perfect graphs. *Combinatorica*, 10(1):27–40, 1990.
- [11] M. Dehmer. Information processing in complex networks: graph entropy and information functionals. *Appl. Math. Comput.*, 201(1-2):82–94, 2008.
- [12] M. Dehmer, F. Emmert-Streib, Z. Chen, X. Li, and Y. Shi, editors. *Mathematical foundations and applications of graph entropy*, volume 6 of *Quantitative and Network Biology*. Wiley-VCH Verlag, Weinheim, 2016.
- [13] M. Dehmer and V. Kraus. On extremal properties of graph entropies. *MATCH Commun. Math. Comput. Chem.*, 68(3):889–912, 2012.
- [14] M. Dehmer and A. Mowshowitz. A history of graph entropy measures. *Inform. Sci.*, 181(1):57–78, 2011.
- [15] K. Handa. Bipartite graphs with balanced (a, b) -partitions. *Ars Combin.*, 51:113–119, 1999.
- [16] J. Körner. Coding of an information source having ambiguous alphabet and the entropy of graphs. In *Transactions of the Sixth Prague Conference on Information Theory, Statistical Decision Functions, Random Processes (Tech Univ., Prague, 1971; dedicated to the memory of Antonín Špaček)*, pages 411–425. 1973.
- [17] J. Körner and K. Marton. New bounds for perfect hashing via information theory. *European J. Combin.*, 9(6):523–530, 1988.
- [18] V. Kraus, M. Dehmer, and M. Schutte. On sphere-regular graphs and the extremality of information-theoretic network measures. *MATCH Commun. Math. Comput. Chem.*, 70(3):885–900, 2013.

- [19] X. Li and M. Wei. Graph entropy: recent results and perspectives. In *Mathematical foundations and applications of graph entropy*, volume 6 of *Quant. Netw. Biol.*, pages 133–182. Wiley-VCH Verlag, Weinheim, 2016.
- [20] I. Newman and A. Wigderson. Lower bounds on formula size of Boolean functions using hypergraph entropy. *SIAM J. Discrete Math.*, 8(4):536–542, 1995.
- [21] N. Rashevsky. Life, information theory, and topology. *Bull. Math. Biophys.*, 17:229–235, 1955.
- [22] C. E. Shannon. A mathematical theory of communication. *Bell System Tech. J.*, 27:379–423, 623–656, 1948.
- [23] G. Simonyi. Graph entropy: a survey. In *Combinatorial optimization (New Brunswick, NJ, 1992–1993)*, volume 20 of *DIMACS Ser. Discrete Math. Theoret. Comput. Sci.*, pages 399–441. Amer. Math. Soc., Providence, RI, 1995.
- [24] H. Wiener. Structural determination of paraffin boiling points. *Journal of the American Chemical Society*, 69(1):17–20, 1947. PMID: 20291038.

Appendix




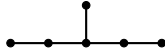
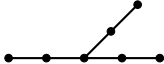
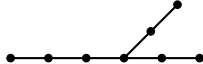
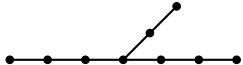
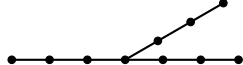

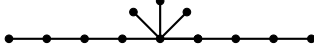




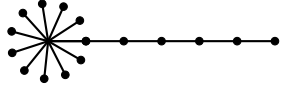
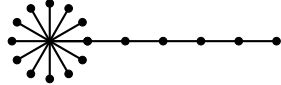
n	$T_s(n)$	n	$T_s(n)$
3		4	
5		6	
7		8	
9		10	
11		12	
13		14	
15		16	
17		18	

Table 3: Trees with the minimum Wiener-entropy