

# Anomalous collective dynamics of auto-chemotactic populations

Jasper van der Kolk,<sup>1,\*</sup> Florian Raßhofer,<sup>1,\*</sup> Richard Swiderski,<sup>1,\*</sup> Astik Haldar,<sup>2</sup> Abhik Basu,<sup>2</sup> and Erwin Frey<sup>1,3,†</sup>

<sup>1</sup>*Arnold Sommerfeld Center for Theoretical Physics and Center for NanoScience, Department of Physics, Ludwig-Maximilians-Universität München, Theresienstraße 37, D-80333 Munich, Germany*

<sup>2</sup>*Theory Division, Saha Institute of Nuclear Physics, HBNI, 1/AF Bidhannagar, Calcutta 700 064, West Bengal, India*

<sup>3</sup>*Max Planck School Matter to Life, Hofgartenstraße 8, 80539 Munich, Germany*

While the role of local interactions in nonequilibrium phase transitions is well studied, a fundamental understanding of the effects of long-range interactions is lacking. We study the critical dynamics of reproducing agents subject to auto-chemotactic interactions and limited resources. A renormalization group analysis reveals distinct scaling regimes for fast (attractive or repulsive) interactions; for slow signal transduction the dynamics is dominated by a diffusive fixed point. Further, we present a novel nonlinear mechanism that stabilizes the continuous transition against the emergence of a characteristic length scale due to a chemotactic collapse.

Nonequilibrium phase transitions encompass a broad class of systems, including absorbing-state phase transitions [1, 2], roughening transitions [3, 4], and ordering transitions in active matter [5, 6]. Most theoretical studies of these paradigmatic model systems focus on the role of local interactions: The directed percolation transition can be formulated as a population dynamics problem near the extinction threshold, where agents of a given type  $A$  undergo local reactions such as proliferation ( $A \rightarrow 2A$ ), death ( $A \rightarrow \emptyset$ ), and competition for resources ( $A + A \rightarrow A$ ) [2]. In active matter, locally interacting, self-propelled agents exhibit phase transitions between phases of different types of collective order [7–10].

However, in addition to local short-ranged interactions, many biological and synthetic systems exhibit different signaling strategies leading to long-range interactions between agents. The social amoeba *Dictyostelium discoideum* uses cell-to-cell chemical signaling and chemotaxis to control aggregation under harsh conditions [11], small signaling molecules (autoinducers) mediate intercellular communication in microbial populations [12], and microrobots and robotic fish use infrared, electrical, and acoustic signals to communicate [13].

Studying long-ranged interactions has a longstanding history in the context of equilibrium continuous phase transitions [14–16]. Their non-equilibrium counterparts are, however, less well explored. Most attention has been paid to systems where the long-rangedness results from Levy-flight-like motion, non-local effects due to an underlying network architecture or spatially-dependent reaction rates [17–20]. In such cases, the additional interactions may lead to a new universality class [17, 19] or even change the nature of the phase transition [20]. Here, we are interested in the role of long-range chemical signaling on classical models of population dynamics.

We consider agents that emit a signal in the form of a chemical substance into the environment, where it spreads by diffusion and can be sensed by other agents that respond by adapting their direction of motion. In the mathematical literature, the dynamics of such popu-

lations has been analyzed in terms of drift-diffusion models for the agent density  $\rho$  coupled to a chemical field  $c$ , termed Keller-Segel (KS) models [21–23]. These studies have identified a plethora of different phenomena – from aggregation [24, 25] to the formation of complex patterns [22, 26–28]. While the role of thermal fluctuations [29, 30] and fluctuations around a constant background density [31, 32] have been investigated, the role of large-scale demographic noise close to the extinction threshold remains largely unexplored.

Here, we study the dynamics of a population with logistic growth and auto-chemotactic interactions. We ask how the dynamics near the extinction threshold is affected by the complex interplay between multiplicative demographic noise, local interaction between the agents and long-range interaction due to chemical signaling. Using the dynamic renormalization group (RG), we investigate the critical dynamics, paying particular attention to the relative roles of logistic growth and chemotactic interaction, as well as the relative magnitude of diffusive spreading of the agents and chemical signals.

Specifically, we consider a field-theoretic description of a population consisting of a single type  $A$  of cells (agents) in terms of a density field  $\rho(\mathbf{x}, t)$ . We assume that cells proliferate at a rate  $\mu$ , die at a rate  $\lambda$ , and that population growth is limited by resource availability, which we describe as logistic growth; at the particle level, this corresponds to a coagulation process  $A + A \xrightarrow{\gamma} A$ . As such the model would correspond to *directed percolation* (DP) [1, 2]. Here we study a population of cells in which the cells additionally exhibit *auto-chemotactic interaction*, each cell is therefore capable of sensing and responding to a chemical signal while also serving as a source (of strength  $\alpha$ ) for that signal. This results in

$$\frac{d\rho}{dt} = (D_\rho \nabla^2 + \theta) \rho - \gamma \rho^2 + \sqrt{2\Lambda\rho} \xi + \nabla \mathbf{J}[\rho, c], \quad (1)$$

$$\frac{dc}{dt} = (D_c \nabla^2 - \lambda_c) c + \alpha \rho, \quad (2)$$

where  $\theta = \mu - \lambda$  is the net growth rate,  $\lambda_c$  the degrada-

tion rate of the signalling molecules, and  $D_{\rho,c}$  the diffusion constants. The dominant noise source is multiplicative with amplitude  $2\Lambda\rho(\mathbf{x},t)$  and  $\xi(\mathbf{x},t)$  denoting Gaussian white noise. In comparison with the noisy Fisher-Kolmogorov equation [33, 34], Eq. (1) contains an additional term  $\nabla\mathbf{J}[\rho,c]$ . It accounts for the directed motion of cells along chemical gradients (chemotaxis). Here, we consider a general form  $\mathbf{J} = \chi[\rho, \nabla c]\rho\nabla c$ , where the sensitivity function  $\chi$  is assumed to only depend on chemical gradients [35] and may include different effects like cellular crowding or details of the response mechanism [22, 36, 37]. Under this assumption, a dimensional analysis reveals that only a constant sensitivity  $\chi_0$  – the Keller-Segel (KS) model [21] – provides a relevant contribution to the critical properties. An interesting feature of the considered model (Eqs. (1) and (2)) is that, in contrast to the KS model, mass conservation is broken. This suggests generalizing the chemotactic coupling term to  $\nabla\mathbf{J} \rightarrow \chi_1\nabla\rho\nabla c + \chi_2\rho\nabla^2 c$ . Since we find that these two terms differ in their RG flow, this generalization is indeed necessary; the KS nonlinearity is recovered for  $\chi_1 = \chi_2$ .

The above model is only applicable to situations where chemotaxis happens on time scales large enough for the population dynamics to become relevant. Moreover, we assume that upon aggregation, additional effects such as immobilization can be neglected.

To analyze Eqs. (1) and (2), we first neglect the noise term and study the resulting mean-field equations. Similar to the Fisher-Kolmogorov equation, they yield two homogeneous stationary solutions: the *absorbing state*  $\rho_0 = c_0 = 0$  corresponding to the *inactive phase* and a state with a finite population density given by the carrying capacity  $\rho_1 = \theta/\gamma$  and the concentration of the signalling molecules  $c_1 = \alpha\rho_1/\lambda_c$  corresponding to the *active phase*. From a linear stability analysis of these homogeneous states one infers that there are three distinct phases (Fig. 1). For  $\theta < 0$ , only the absorbing state is stable. In contrast, the homogeneous active state is stable for  $\theta > 0$  and

$$\chi_2 > -\frac{\gamma D_c}{\alpha} \left( 1 + \frac{\lambda_c D_\rho}{\theta D_c} + 2\sqrt{\frac{\lambda_c D_\rho}{\theta D_c}} \right). \quad (3)$$

In the case of  $\theta > 0$  and  $\chi_2$  below this threshold, however, both of the aforementioned homogeneous solutions are unstable against spatial perturbations. This Turing-type [38] instability indicates the onset of pattern formation [27, 28], as explicitly confirmed by numerical simulations shown in Fig. 1. At  $\theta = 0$  one finds a transcritical bifurcation, suggesting a second order absorbing phase transition with  $\theta$  acting as the control parameter.

Inspecting Eqs. (1) and (2), one identifies two characteristic length scales: the correlation length for density fluctuations  $\xi_\rho = \sqrt{D_\rho/\theta}$  and the range of the chemotactic interaction  $\xi_c = \sqrt{D_c/\lambda_c}$ . Thus, the dynamics is expected to exhibit scale invariant critical dynamics in the

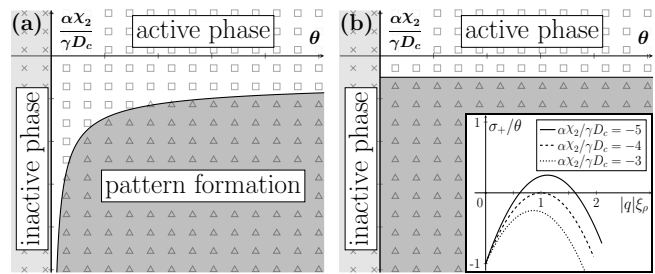


FIG. 1. Mean-field phase diagrams of the auto-chemotactic model for  $\lambda_c = 0.1$  (a) and  $\lambda_c = 0$  (b) with an inactive phase (light grey), an active phase (white), and a pattern formation regime (dark grey). The boundary between the active phase and the pattern formation regime is given by Eq. (3). The states obtained from finite element simulations in one spatial dimension for  $D = 0.1$ ,  $\gamma = D_c = 1$ ,  $\alpha = 5$ ,  $\theta \in [-0.2, 1]$  and  $\chi_1 = \chi_2 \in [-2, 0.4]$  are marked by crosses (absorbing state), squares (active state) and triangles (non homogeneous), respectively. The inset shows the largest eigenvalue of the system at  $\lambda_c = 0$ .

vicinity of the transcritical bifurcation at  $\theta = 0$  and if the chemotactic interaction becomes long-ranged ( $\lambda_c \rightarrow 0$ ), corresponding to a Coulomb gas. For this limit to be well-defined, one must consider the ‘charge-neutral’ case  $\tilde{c} = c - \alpha \int_0^t \bar{\rho}$ , where the average chemical production has been subtracted with  $\bar{\rho}$  denoting the spatially averaged density  $\rho$ . This constant shift leaves the dynamics (Eq. (1)) unchanged.

Close to criticality, the quantities characterizing the collective dynamics of the cells are expected to exhibit scaling behavior. In particular, the correlation length for density fluctuations should diverge as  $\xi \propto \theta^{-\nu}$ , and for a cell cluster emerging from a single seed, its mean-squared radius and survival probability at criticality should scale as  $\langle R^2 \rangle(t) \propto t^{2/z}$  and  $P(t) \propto t^{-\delta}$ , respectively [1, 2]. The mean-field critical exponents are given by  $\nu = 0.5$ ,  $z = 2$  and  $\delta = d/4$ . By dimensional analysis one identifies the following effective parameters:

$$u = \frac{\gamma\Lambda}{32\pi^2 D_\rho^2}, \quad g_{1,2} = \frac{\alpha\chi_{1,2}\Lambda}{32\pi^2 D_\rho^2 D_c}, \quad w = \frac{D_c}{D_c + D_\rho} \quad (4)$$

In addition to the standard DP coupling  $u$  (representing competition for resources) there are new coupling terms  $g_1$  and  $g_2$  characterizing the chemotactic interactions. The parameter  $w$  measures the time delay in the chemotactic interaction due to the finite diffusion speed of the signalling molecules. Employing field theoretical RG and a systematic perturbation expansion around the upper critical dimension  $d_c = 4$ , we derived the flow equa-

tions ([35])

$$\mu \frac{du}{d\mu} = -\epsilon u + f_1(u, g_{1,2}, w), \quad (5a)$$

$$\mu \frac{dg_{1,2}}{d\mu} = -\epsilon g_{1,2} + f_{2,3}(u, g_{1,2}, w), \quad (5b)$$

$$\mu \frac{dw}{d\mu} = -w(1-w)f_4(u, g_{1,2}, w). \quad (5c)$$

The flow-functions  $f_1$ - $f_4$  contain all information about the dependence of the theory on the arbitrary momentum scale  $\mu$  and, thus, about the scale dependence of the theory in  $d = 4 - \epsilon$  dimensions. Scale invariance is implied by the existence of IR-stable ( $\mu \rightarrow 0$  stable) fixed points [39]. A fixed point of mixed stability (coined a *critical* fixed point) indicates a transition where not only the control parameter  $\theta$  but also other effective parameters need to be fine-tuned to observe scaling behavior.

In contrast to previous studies [31], we performed all calculations in such a way that the nonequilibrium phase transition is approached from the inactive phase, the full dynamics of the chemical concentration field are taken into account, and the limiting case of DP is correctly recovered. Inspecting Eq. (5c), one observes that  $w = 1$  is an invariant manifold of the RG flow. Moreover, systems where  $w \lesssim 1$  can only slowly evolve away from this hyperplane. Therefore, we first focus on this *quasi-static* limit of infinitely fast diffusing chemicals ([35]).

In this limit, in addition to the anticipated Gaussian and DP fixed points, the RG flow exhibits a stable fixed point (CA) and a stable fixed line (CR) (Fig. 2). They represent two different types of scale-invariant dynamics, corresponding to chemo-attractive (CA) and chemo-repellent (CR) systems. For KS-type models with  $g_1 = g_2 = g_0$  (gray plane in Fig. 2), all flow lines starting from  $g_0 < 0$  terminate in the sub-diffusive CA fixed point ( $z = 2 + \epsilon/18$ ), while for  $g_0 > 0$  only the strongly super-diffusive CR fixed line ( $z = 2 - \epsilon/2$ ) is reached. Since it is unstable in the chemotactic directions, the DP fixed point can only be reached for  $g_0 = 0$ . We conclude that accounting for long-range chemotactic interactions quantitatively changes the nature of the phase transition compared to DP, leading to two new universality classes of absorbing phase transitions. The values of the associated dynamical exponents  $z$  (Tab. I) match the expectation that chemo-repellent agents accelerate colony dispersal compared to DP, while chemo-attractant agents slow it down.

The RG flow (Fig. 2) inevitably leaves the  $g_0$ -hyperplane of KS models, justifying our generalized form of the chemotactic coupling. Therefore, the case  $g_1 \neq g_2$  must be considered. In particular, the question arises how the RG analysis relates to the linear stability analysis of the mean-field equations above, where we have identified a band of linearly unstable modes for  $\chi_2 \alpha < -\gamma D_c$  (in the long-ranged limit) corresponding to  $g_2 < -u$ .

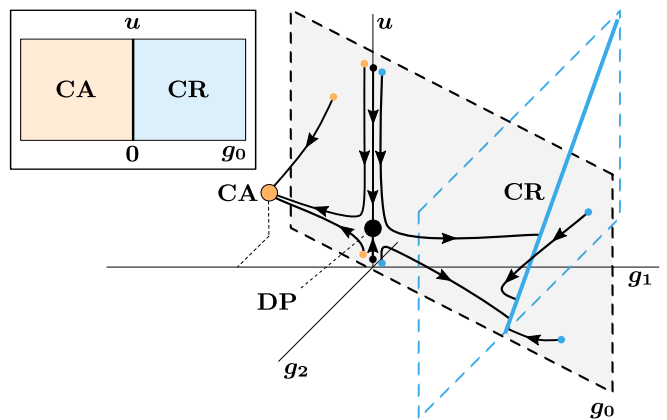


FIG. 2. Schematic flow lines at  $w = 1$  for initial conditions sampled from the KS-plane  $g_1 = g_2 = g_0$  (gray plane). The basins of attraction for the DP (black), CA (orange) and CR (blue) fixed point are shown in the inset. In units of  $\epsilon$  the fixed point values  $(u, g_1, g_2)$  are  $(1/12, 0, 0)$ ,  $(1/9, -1/3, -1/6)$ , and  $(-g_2/2, 1/2, g_2)$ , respectively.

Indeed, the RG flow equations can be rewritten as a set of only two equations for  $\bar{u} = u + g_2$  and  $g_1$ : In the quasi-static limit, the solution of the resulting Poisson equation  $\nabla^2 \bar{c} \simeq \alpha(\bar{\rho} - \rho)/D_c$  allows to eliminate the chemical field, leading (among other terms) to an effective growth-limiting term with the shifted coupling constant  $\bar{u} = u + g_2$  ([35]). Additionally, we find that the domain of attraction of the CA and CR fixed points are separated by an invariant manifold at  $g_1 = 0$  (Fig. 3(a)), leading to two different types of dynamical scaling behaviors for  $g_1 < 0$  and  $g_1 > 0$ , respectively. Hence, the role of the two chemotactic coupling terms is qualitatively different: While the term  $\sim g_2 \nabla^2 \bar{c}$  can be absorbed into an effective growth-limiting term, the term  $\sim g_1 \nabla \rho \nabla c$  qualitatively changes the RG flow. In addition to the separatrix at  $g_1 = 0$ , the RG flow is organized by the critical manifolds containing the CA and CR fixed points, given (to one-loop order) by the lines  $\bar{u} = g_1/6$  and  $\bar{u} = g_1$ , respectively (Fig. 3(a)). These lines are also the boundaries of the domains of attraction of the CA (orange) and CR (blue) fixed points, separating them from runaway flow. Given that, in the long-ranged limit, the instability condition (3) simplifies to  $\bar{u} < 0$ , one might have anticipated runaway flow in this entire region. Strikingly, the RG analysis predicts scaling for  $g_1 < \bar{u} < 0$ , which seems contradictory at first. However, the linear stability analysis does not allow any conclusions about the final steady state of the dynamics. Crucially,  $g_1$  does not affect the linear dynamics, but does lead to nonlinear effects. In particular, it enters the following exact relation for the time evolution of the average mass

$$\frac{\partial_t \langle \bar{\rho} \rangle - \theta \langle \bar{\rho} \rangle / D}{32\pi^2} = -u \langle \bar{\rho}^2 \rangle + \frac{g_1 - \bar{u}}{|V|} \int_V \langle (\rho - \bar{\rho})^2 \rangle, \quad (6)$$

where  $\bar{\rho}$  indicates a spatial and  $\langle \cdot \rangle$  an ensemble average

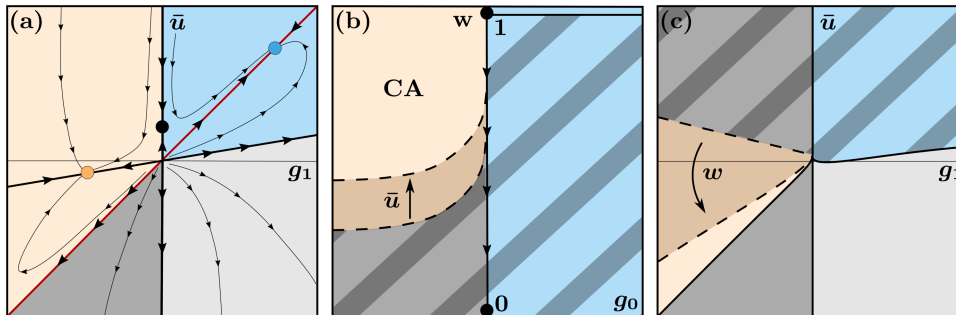


TABLE I. Critical Exponents

	$\nu$	$z$	$\delta$
<b>DP</b>	$0.5 + \frac{\epsilon}{16}$	$2 - \frac{\epsilon}{12}$	$1 - \frac{\epsilon}{4}$
<b>CA</b>	$0.5 + \frac{\epsilon}{8}$	$2 + \frac{\epsilon}{18}$	$1 - \frac{5\epsilon}{6}$
<b>CR</b>	$0.5 + \frac{\epsilon}{8}$	$2 - \frac{\epsilon}{2}$	1
<b>CP</b>	$0.5 + 0.18\epsilon$	2	$1 - 0.93\epsilon$

FIG. 3. Evolution of initial conditions sampled from different slices of the four dimensional parameter space under the RG flow, which is classified into flow towards the CA fixed point (orange), the CR fixed line (blue), and four possibly different kinds of runaway flow (gray and striped areas). The striped areas indicate effects which are only present at  $w < 1$ . (a) Schematic flow lines in the  $\bar{u}$ - $g_1$ -plane for  $w = 1$  with three invariant manifolds  $g_1 = 0$ ,  $\bar{u} = g_1$  and  $\bar{u} = g_1/6$  (bold lines). (b) Typical flow behaviors for KS-type models with  $g_1 = g_2 = g_0$  at fixed  $u$  with DP fixed points at  $w = 1$  (unstable) and  $w = 0$  (stable). The separatrix (dashed line) introduced by the CP fixed point (not shown) is shifted by increasing  $u$  (darker orange region). The CR fixed line is only stable at  $w = 1$ . (c) Typical flow behaviors for  $w < 1$  and  $u$  fixed. The influence of decreasing  $w$  on the basin of attraction of CA is indicated by dashed lines and the darker orange region. The phase boundaries in (b) and (c) were obtained by numerically solving the flow equations (5a)–(5c) ([35]).

with respect to the noise  $\xi$ . Equation (6) implies that, depending on the sign of  $g_1 - \bar{u}$ , fluctuations drive the system either toward or away from the absorbing state. This applies to the dynamics both above and below the absorbing phase transition, and especially when approaching the phase transition at  $\theta, \bar{\rho} \rightarrow 0$ . This rationalizes why for  $\bar{u} - g_1 > 0$  (and in particular for all KS models) these nonlinear effects combined with demographic noise lead to a continuous absorbing state phase transition, despite the band of linear unstable modes for  $\bar{u} < 0$ . In contrast, for  $g_1 > 0$ , the system is attracted by the CR fixed point for  $\bar{u} > g_1/6$ , and exhibits runaway flow when  $\bar{u} < g_1/6$  (Fig. 3(a)). The region  $0 < \bar{u} < g_1$  is particularly interesting: Eq. (6) implies that the linear stability of the spatially uniform, active state is counteracted by a nonlinear term ( $\sim g_1 - \bar{u}$ ) disfavoring a spatially uniform state. Our RG analysis indicates that the antagonism between these two effects leads to stable flow towards the CR fixed point in the regime  $g_1 > \bar{u} > g_1/6$  but to runaway flow for  $\bar{u} < g_1/6$ . Since the nonlinear instability is dominant in the latter regime, the observed runaway flow is possibly indicative of a fluctuation-driven first-order transition.

The agents' active motion can result in an effective diffusion constant  $D_\rho$  of similar magnitude as  $D_c$  [40–42]. Therefore, it is crucial to study how the critical behavior changes for  $w \approx 1$ . In this case the full flow equations (5a)–(5c) exhibit an additional critical fixed point (CP) at  $(u, g_1, g_2, w) = (0.08\epsilon, -0.45\epsilon, -0.16\epsilon, 0.64)$  and a second DP fixed point at  $w = 0$ . Our RG analysis shows that the CP fixed point has a dynamic critical exponent  $z = 2$  to all loop orders ([35]), meaning the dynamics is purely diffusive, akin to the critical fixed point characterizing the roughening transition of the Kardar-

Parisi-Zhang equation [4, 43, 44]. As before, we first consider the case of a KS interaction ( $g_1 = g_2 = g_0$ ); the resulting basins of attraction for the various fixed points are depicted in Fig. 3(b). All points located on the invariant manifold  $g_0 = 0$  flow towards the second DP fixed point at  $w = 0$ . Since the CP fixed point is located at  $w < 1$  and unstable in  $w$ -direction, it separates the parameter space  $g_0 < 0$  into two parts. Points above this separatrix flow to CA, whereas below it the system exhibits a new type of runaway flow (striped dark gray). In contrast to CA, the basin of attraction of CR does not extend to  $w < 1$ . As pointed out above, a chemo-repellent implies superdiffusive motion ( $z < 2$ ), equivalent to  $\partial_\mu w < 0$  near the fixed line (CR). This renders the fixed line unstable in  $w$ -direction. However, in the emerging runaway region (striped blue) the projection of the fixed line to  $w < 1$  is still a strong attractor which separates it from the (gray) runaway region below it. The typical shape of the phase diagram for general  $g_1$  and  $g_2$ , at fixed values of  $u$  and  $w$ , is shown in Fig. 3(c). It features all four, possibly different, kinds of runaway flow and bears a strong resemblance to Fig. 3(a).

Altogether, the analyzed model exhibits a rich phase diagram, with two new absorbing phase transitions and various types of runaway regions. The emergence of fixed points associated to either a chemo-attractant or -repellent, demonstrates the relevance of auto-chemotactic interactions for the collective behavior of cells at their extinction threshold. In particular, they highlight the impact of chemotactic signalling for the survival probability and spreading velocity of single colonies (Tab I). For  $w = 1$  we have presented a possible mechanism by which the runaway flow found in Fig. 3(a) can be related to a fluctuation-induced first-order

transition (cf. (6)). Further, the emergence of the CP fixed point not only gives rise to an unexpected type of purely diffusive scaling behavior, it also highlights the importance of the time delay introduced by the finite diffusion speed of the signalling substance. The reminiscence of the CP fixed point to the critical fixed point describing the roughening transition of the KPZ equation suggests the intriguing scenario of a strong coupling fixed point below the separatrix. Naturally, the multitude of theoretical predictions presented, calls for a numerical study. However, preliminary stochastic simulations turn out to be challenging due to the simultaneous presence of long-range interactions, large fluctuations and strong advection. They require a more in-depth analysis which we hope to present in a forthcoming publication. Additionally, we hope that our work will stimulate nonperturbative approaches [45, 46] that help to unravel the observed anomalous dynamics. From a broader perspective, our results suggest that by combining known universality classes of nonequilibrium population dynamics [2, 39] with various types of auto-chemotactic feedbacks, a broad class of novel scale-invariant dynamics could be discovered.

This work was funded by the Deutsche Forschungsgemeinschaft (DFG, German Research Foundation) through the Collaborative Research Center (SFB) 1032 – Project-ID 201269156 – and the Excellence Cluster ORIGINS under Germany’s Excellence Strategy – EXC-2094 – 390783311. A.B. thanks the SERB, DST (India) for partial financial support through the MATRICS scheme [file no.: MTR/2020/000406].

---

\* JK, FR and RS (alphabetically) contributed equally.

† Corresponding author: [frey@lmu.de](mailto:frey@lmu.de)

- [1] H. Hinrichsen, Non-equilibrium critical phenomena and phase transitions into absorbing states, *Advances in Physics* **49**, 815 (2000).
- [2] H. K. Janssen and U. C. Täuber, The field theory approach to percolation processes, *Annals of Physics* **315**, 147 (2005), special Issue.
- [3] T. Halpin-Healy and Y. C. Zhang, Kinetic roughening phenomena, stochastic growth, directed polymers and all that. Aspects of multidisciplinary statistical mechanics, *Physics Reports* **254**, 215 (1995).
- [4] M. Kardar, G. Parisi, and Y. Zhang, Dynamic scaling of growing interfaces, *Physical Review Letters* **56**, 889 (1986).
- [5] S. Ramaswamy, The mechanics and statistics of active matter, *Annual Review of Condensed Matter Physics* **1**, 323 (2010).
- [6] M. C. Marchetti, J. F. Joanny, S. Ramaswamy, T. B. Liverpool, J. Prost, M. Rao, and R. A. Simha, Hydrodynamics of soft active matter, *Rev. Mod. Phys.* **85**, 1143 (2013).
- [7] C. Reichhardt and C. J. Olson Reichhardt, Absorbing phase transitions and dynamic freezing in running active matter systems, *Soft Matter* **10**, 7502 (2014).
- [8] F. Caballero, C. Nardini, and M. E. Cates, From bulk to microphase separation in scalar active matter: a perturbative renormalization group analysis, *Journal of Statistical Mechanics: Theory and Experiment* **2018**, 123208 (2018).
- [9] X.Q. Shi, G. Fausti, H. Chaté, C. Nardini, and A. Solon, Self-organized critical coexistence phase in repulsive active particles, *Phys. Rev. Lett.* **125**, 168001 (2020).
- [10] R. C. Löffler, T. Bäuerle, M. Kardar, C. M. Rohwer, and C. Bechinger, Behavior-dependent critical dynamics in collective states of active particles, *Europhysics Letters* **134**, 64001 (2021).
- [11] C. A. Parent and P. N. Devreotes, A cell’s sense of direction, *Science* **284**, 765 (1999).
- [12] M. Bauer, J. Knebel, M. Lechner, P. Pickl, and E. Frey, Ecological feedback in quorum-sensing microbial populations can induce heterogeneous production of autoinducers, *eLife* **6** (2017).
- [13] R. K. Katzschmann, J. DelPreto, R. MacCurdy, and D. Rus, Exploration of underwater life with an acoustically controlled soft robotic fish, *Science Robotics* **3** (2018).
- [14] M. E. Fisher, S. K. Ma, and B. G. Nickel, Critical exponents for long-range interactions, *Phys. Rev. Lett.* **29**, 917 (1972).
- [15] E. Frey and F. Schwabl, Critical dynamics of magnets, *Advances in Physics* **43**, 577 (1994).
- [16] E. Bayong, H. T. Diep, and T. T. Truong, Phase transition in a general continuous Ising model with long-range interactions, *Journal of Applied Physics* **85**, 6088 (1999), <https://doi.org/10.1063/1.370270>.
- [17] H. K. Janssen, K. Oerding, F. van Wijland., and H. J. Hilhorst, Lévy-flight spreading of epidemic processes leading to percolating clusters, *The European Physical Journal B - Condensed Matter and Complex Systems* **7**, 137 (1999).
- [18] H. Hinrichsen, Non-equilibrium phase transitions with long-range interactions, *Journal of Statistical Mechanics: Theory and Experiment* **2007**, P07006 (2007).
- [19] C. Argolo, Y. Quintino, P. H. Barros, and M. L. Lyra, Vanishing order-parameter critical fluctuations of an absorbing-state transition driven by long-range interactions, *Phys. Rev. E* **87**, 032141 (2013).
- [20] S. M. Reia and J. F. Fontanari, Effect of long-range interactions on the phase transition of Axelrod’s model, *Phys. Rev. E* **94**, 052149 (2016).
- [21] E. F. Keller and L. A. Segel, Model for chemotaxis, *Journal of Theoretical Biology* **30**, 225 (1971).
- [22] T. Hillen and K. J. Painter, A user’s guide to PDE models for chemotaxis, *Journal of Mathematical Biology* **58**, 183 (2008).
- [23] M. J. Tindall, P. K. Maini, S. L. Porter, and J. P. Armitage, Overview of mathematical approaches used to model bacterial chemotaxis II: Bacterial populations, *Bulletin of Mathematical Biology* **70**, 1570 (2008).
- [24] W. Jäger and S. Luckhaus, On explosions of solutions to a system of partial differential equations modelling chemotaxis, *Transactions of the American Mathematical Society* **329**, 819 (1992).
- [25] M. A. Herrero and J. J. L. Velázquez, A blow-up mechanism for a chemotaxis model, *Annali Della Scuola Normale Superiore Di Pisa-classe Di Scienze* **24**, 633 (1997).

- [26] R. Tyson, S. R. Lubkin, and J. D. Murray, Model and analysis of chemotactic bacterial patterns in a liquid medium, *Journal of Mathematical Biology* **38**, 359 (1999).
- [27] J. I. Tello and M. Winkler, A chemotaxis system with logistic source, *Communications in Partial Differential Equations* **32**, 849 (2007).
- [28] L. Jin, Q. Wang, and Z. Zhang, Pattern formation in Keller–Segel chemotaxis models with logistic growth, *International Journal of Bifurcation and Chaos* **26**, 1650033 (2016).
- [29] P. H. Chavanis, A stochastic Keller-Segel model of chemotaxis, *Communications in Nonlinear Science and Numerical Simulation* **15**, 60 (2008).
- [30] T. J. Newman and R. Grima, Many-body theory of chemotactic cell-cell interactions, *Phys. Rev. E* **70**, 051916 (2004).
- [31] A. Gelimson and R. Golestanian, Collective dynamics of dividing chemotactic cells, *Phys. Rev. Lett.* **114**, 028101 (2015).
- [32] S. Mahdisoltani, R. Ben Ali Zinati, C. Duclut, A. Gambassi, and R. Golestanian, Nonequilibrium polarity-induced chemotaxis: Emergent Galilean symmetry and exact scaling exponents, *Phys. Rev. Research* **3**, 013100 (2021).
- [33] R. A. Fisher, The wave of advance of advantageous genes, *Annals of Eugenics* **7**, 355 (1937).
- [34] A. Kolmogorov, I. Petrovsky, and M. Piskunov, A study of the diffusion equation with increase in the amount of substance, and its application to a biological problem., *Moscow Univ. Bull. Math* , 1 (1937).
- [35] See Supplemental Material for detailed calculations as well as technical background information, which includes Refs. [23, 24, 39, 45–55].
- [36] L. A. Segel, A theoretical study of receptor mechanisms in bacterial chemotaxis, *SIAM Journal on Applied Mathematics* **32**, 653 (1977).
- [37] K. J. Painter and T. Hillen, Volume-filling and quorum-sensing in models for chemosensitive movement, *Canadian Applied Mathematics Quarterly* **10**, 501 (2002).
- [38] A. Turing, The chemical basis of morphogenesis, *Philosophical Transactions of the Royal Society of London. Series B, Biological Sciences* **237**, 37 (1952).
- [39] U. C. Täuber, *Critical dynamics: A field theory approach to equilibrium and non-equilibrium scaling behavior* (Cambridge University Press, 2014).
- [40] E. O. Budrene and H. C. Berg, Complex patterns formed by motile cells of *Escherichia coli*, *Nature* **349**, 630 (1991).
- [41] P. Lewus and R. M. Ford, Quantification of random motility and chemotaxis bacterial transport coefficients using individual-cell and population-scale assays, *Biotechnology and Bioengineering* **75**, 292 (2001).
- [42] J. D. Murray, *Mathematical biology* (Springer New York, 2003).
- [43] E. Frey and U. C. Täuber, Two-loop renormalization-group analysis of the Burgers-Kardar-Parisi-Zhang equation, *Phys. Rev. E* **50**, 1024 (1994).
- [44] H. K. Janssen, U. C. Täuber, and E. Frey, Exact results for the Kardar-Parisi-Zhang equation with spatially correlated noise, *The European Physical Journal B* **9**, 491 (1999).
- [45] L. Canet, H. Chaté, B. Delamotte, and N. Wschebor, Nonperturbative renormalization group for the Kardar-Parisi-Zhang equation, *Phys. Rev. Lett.* **104**, 150601 (2010).
- [46] N. Dupuis, L. Canet, A. Eichhorn, W. Metzner, J. M. Pawłowski, M. Tissier, and N. Wschebor, The nonperturbative functional renormalization group and its applications, *Physics Reports* **910**, 1 (2021).
- [47] R. Bausch, H. K. Janssen, and H. Wagner, Renormalized field theory of critical dynamics, *Zeitschrift für Physik B Condensed Matter* **24**, 113 (1976).
- [48] H. K. Janssen, On a Lagrangean for classical field dynamics and renormalization group calculations of dynamical critical properties, *Zeitschrift für Physik B Condensed Matter* **23**, 377 (1976).
- [49] C. de Dominicis, Techniques de renormalisation de la théorie des champs et dynamique des phénomènes critiques, *Journal de Physique Colloques* **37**, 247 (1976).
- [50] P. C. Martin, E. D. Siggia, and H. A. Rose, Statistical dynamics of classical systems, *Phys. Rev. A* **8**, 423 (1973).
- [51] R. Mesibov, G. W. Ordal, and J. Adler, The range of attractant concentrations for bacterial chemotaxis and the threshold and size of response over this range, *The Journal of General Physiology* **62**, 203 (1973).
- [52] J. Zinn-Justin, *Quantum field theory and critical phenomena* (Oxford University Press, 2002).
- [53] H. K. Janssen, Survival and percolation probabilities in the field theory of growth models, *Journal of Physics: Condensed Matter* **17**, S1973 (2005).
- [54] H. P. Langtangen and A. Logg, *Solving PDEs in Python* (Springer, 2017).
- [55] A. Logg and G. N. Wells, DOLFIN: Automated finite element computing, *ACM Trans. Math. Softw.* **37** (2010).