

Onset Temperatures for Superconducting Fluctuations in Te-annealed FeTe_{1-x}Se_x Single Crystals: Evidence for the BCS-BEC Crossover

Yu UEZONO¹, Takumi OTSUKA¹, Shotaro HAGISAWA¹, Haruka TANIGUCHI²,
Michiaki MATSUKAWA², Takenori FUJII³, and Takao WATANABE^{1*}

¹*Graduate School of Science and Technology, Hirosaki University, Hirosaki, 036-8561, Japan*

²*Graduate School of Engineering, Iwate University, Morioka 020-8551, Japan*

³*Cryogenic Research Center, University of Tokyo, Bunkyo, Tokyo 113-0032, Japan*

*E-mail: twatana@hirosaki-u.ac.jp

(Received July 29, 2022)

Recently, the superconductors' community has witnessed an unsettled debate regarding whether iron-based superconductors, in particular FeSe and FeSe_{1-x}S_x, are in the Bardeen–Cooper–Shrieffer (BCS) – Bose–Einstein condensation (BEC) crossover regime. Nonetheless, one particular system, FeTe_{1-x}Se_x, has been less investigated in this regard owing to the screening of its intrinsic superconducting properties by the inevitable iron excess. Herein, the onset temperatures for superconducting fluctuations (T_{scf}) are investigated by measuring the magnetoresistance (MR) of Te-annealed, high-quality FeTe_{1-x}Se_x ($x = 0.1, 0.2, 0.3$, and 0.4) single crystals. The results reveal very high T_{scf} values for these crystals. Particularly for $x = 0.4$, T_{scf} reaches approximately 40 K, which is 2.7 times larger than T_c . This indicates that the superconductivity of the FeTe_{1-x}Se_x system is well within the BCS-BEC crossover regime.

KEYWORDS: FeTe_{1-x}Se_x single crystals, Te-annealing, magnetoresistance, onset temperatures for superconducting fluctuations, BCS-BEC crossover

1. Introduction

Emergent electronic properties of iron-based superconductors have been at the forefront of condensed matter physics since their discovery in 2006 [1]. Recently, the peculiar properties of FeSe and FeSe_{1-x}S_x, such as giant superconducting fluctuations observed by magnetic torque measurements [2] and gap opening at $k = 0$ observed by quasiparticle interference (QPI) patterns [3] or angle-resolved photoemission spectroscopy (ARPES) [4], have attracted significant attention. This is mainly owing to their possible categorization in the crossover regime between the weak-coupling Bardeen–Cooper–Shrieffer (BCS) and strong-coupling Bose–Einstein condensation (BEC) limits [5]. These unusual properties are thought to originate from their superconducting gap sizes, which are comparable to Fermi energies. However, some groups refuted observing such large superconducting fluctuations with the same magnetic torque measurements [6].

Additional iron-based superconductors, such as FeTe_{1-x}Se_x, are also expected to have similar categorization in the BCS-BEC crossover regime. The strong coupling nature of superconductivity has been reported by specific heat measurements [7,8]. The

characteristic flat-band dispersion near $k = 0$, which is expected in the BEC regime, has been reported by ARPES measurements [9]. However, $\text{FeTe}_{1-x}\text{Se}_x$ systems have been less investigated compared to FeSe and $\text{FeSe}_{1-x}\text{S}_x$ systems, and transport evidence for their BCS-BEC crossover remains lacking. This is primarily owing to excess Fe, which is inevitably incorporated into the crystals; this incorporation screens their intrinsic superconducting properties. To overcome the iron excess difficulty, we have developed a novel efficient annealing method, called “Te-anneal”, wherein single crystals are annealed under tellurium vapor [10,11].

In this study, we conducted magneto transport measurements for Te-annealed, high-quality $\text{FeTe}_{1-x}\text{Se}_x$ single crystals. We estimated the strength of Cooper pairing by measuring the superconducting resistive transitions under several magnetic fields up to 9 T. We further measured the magnetoresistance (MR) at various fixed temperatures to estimate the onset temperatures (T_{scf}) for the superconducting fluctuations. Based on these results, we discussed the possibility of BCS-BEC crossover in the $\text{FeTe}_{1-x}\text{Se}_x$ system.

2. Experiment

Single crystals of $\text{Fe}_{1+y}\text{Te}_{1-x}\text{Se}_x$ ($x = 0.1, 0.2, 0.3, 0.4$, and $y = 0.03$) with nominal compositions were grown using the Bridgman method [10]. The obtained crystals were cleaved into smaller samples (approximately 1-mm thick) and Te-annealed for more than 400 h at 400 °C [10,11]. Magnetic susceptibility measurements showed sharp superconducting transitions ($\Delta T_c \leq 1$ K) for each crystal, indicating a complete removal of excess iron [12].

The in-plane resistivity ρ_{ab} was measured using a physical property measurement system (PPMS) (Quantum Design) with the applied fields B parallel to the c -axis. The value of MR was obtained by averaging the data set at positive and negative fields, that is, $MR(B) = [\{\rho_{ab}(B) + \rho_{ab}(-B)\}/2 - \rho_{ab}(0)]/\rho_{ab}(0)$, which can eliminate the Hall component owing to the misalignment of contacts.

3. Results

3.1 Upper critical fields in the orbital-limit ($B_{c2}(0)$)

Figures 1(a) - (d) show the in-plane resistive transition curves under several magnetic fields of the Te-annealed $\text{FeTe}_{1-x}\text{Se}_x$ single crystals for $x = 0.4, 0.3, 0.2$, and 0.1 , respectively. For $x = 0.4$ and 0.3 , the superconducting transition width increases with increasing magnetic field, which is similar to the high- T_c cuprates [13]. This implies that the interaction mediating Cooper pairs is strong (i.e. coherence length ξ_{ab} is short) and the effects of superconducting fluctuations are enhanced for these crystals [14]. This behavior reproduces previous results for bulk [15] and thin film [16] samples. In contrast, the transition curves for $x = 0.2$ and 0.1 (which have been less reported) are found to approach parallel-shifts. The reason for this will be discussed in a separate manuscript.

To evaluate the strength of Cooper pairing, the upper critical field in the orbital limit at zero temperature, $B_{c2}(0)$, was estimated using the Werthamer–Helfand–Holtenberg (WHH) formula [17]. Although $\text{FeTe}_{1-x}\text{Se}_x$ is known to be a multi-band system and its upper critical field may be limited by the Pauli paramagnetic effect [15], the orbital-limit $B_{c2}(0)$ estimated by the WHH formula, considering only a single band, provides a measure for the pairing strength [16]. Here, B_{c2} was determined by half of the normal-state

resistivity ρ_n (Figs. 1(a) - (d)). The obtained B_{c2} are plotted as a function of temperature in Fig. 1(e).

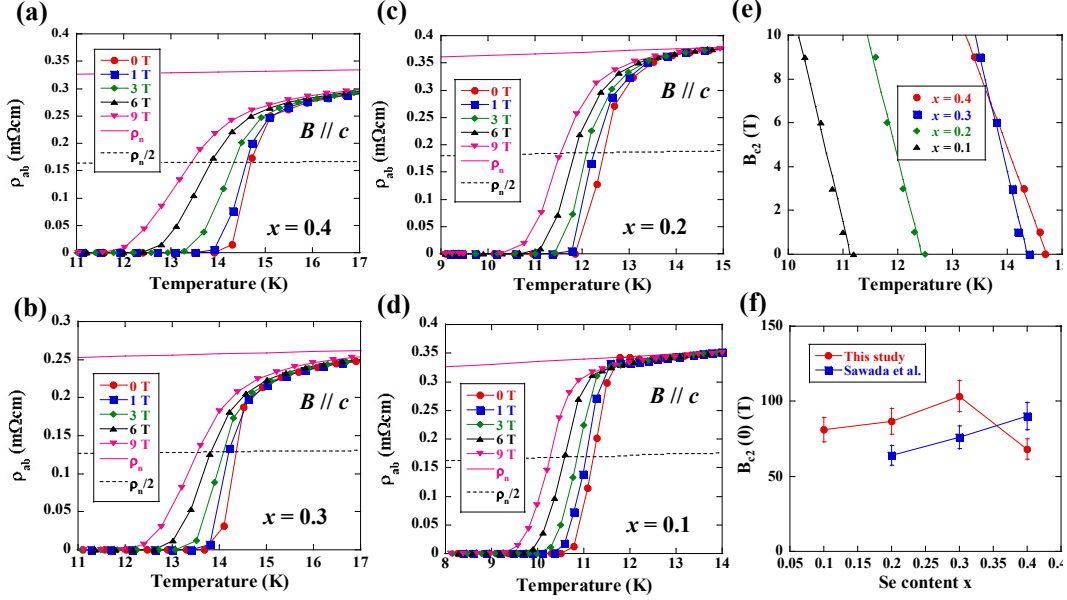


Fig. 1. (Color online) Temperature dependence of the in-plane resistivity ρ_{ab} under magnetic fields $B//c$ of up to 9 T for the Te-annealed $\text{FeTe}_{1-x}\text{Se}_x$ single crystals with (a) $x = 0.4$, (b) $x = 0.3$, (c) $x = 0.2$, and (d) $x = 0.1$. Normal state resistivity ρ_n was defined as the linear fit to ρ_{ab} in the temperature range it changes linearly above T_{scf} . (e) Temperature dependence of B_{c2} of the Te-annealed $\text{FeTe}_{1-x}\text{Se}_x$ single crystals with $x = 0.4, 0.3, 0.2$, and 0.1 . Solid lines are linear fits to the data (markers). (f) Se content x dependence of B_{c2} at 0 K, $B_{c2}(0)$. The red closed circles represent the data for the Te-annealed $\text{FeTe}_{1-x}\text{Se}_x$ single crystals, whereas blue solid squares represent those obtained for $\text{FeTe}_{1-x}\text{Se}_x$ thin films [16].

The temperature dependence near T_c was observed to be almost linear, and the slope $-dB_{c2}/dT|_{T=T_c}$ was as high as approximately 10 T/K. From these results, $B_{c2}(0) (= -0.69 \cdot dB_{c2}/dT|_{T=T_c} \cdot T_c)$ was estimated and plotted in Fig. 1(f). The obtained $B_{c2}(0)$ was 60–100 T, which agrees with previously reported data [16]. These high $B_{c2}(0)$ values indicate that the interactions mediating Cooper pairs in this system are very strong.

3.2 Onset temperatures for the superconducting fluctuations (T_{scf})

Strong coupling is expected to enhance T_{scf} [2]. Figures 2(a) - (d) show the magnetic field dependence of the MR at different temperatures for the Te-annealed $\text{FeTe}_{1-x}\text{Se}_x$ single crystals (i.e., $x = 0.4, 0.3, 0.2$, and 0.1). For $x = 0.4$, a negative MR was observed with decreasing temperature from 70 to 50 K, which likely originates from the suppression of the pseudogap by applying magnetic fields [12]. However, an additional positive MR was observed for temperatures below 40 K. At 40 and 36 K, the addition tends to saturate at higher fields, and the MR seems to recover a normal state B^2 -dependence (although it is negative) above B_{c2} . As temperature decreases, it becomes difficult to ascertain that the normal state is restored, since B_{c2} becomes comparable (or higher) to the highest available field. Nevertheless, the tendency towards saturation at

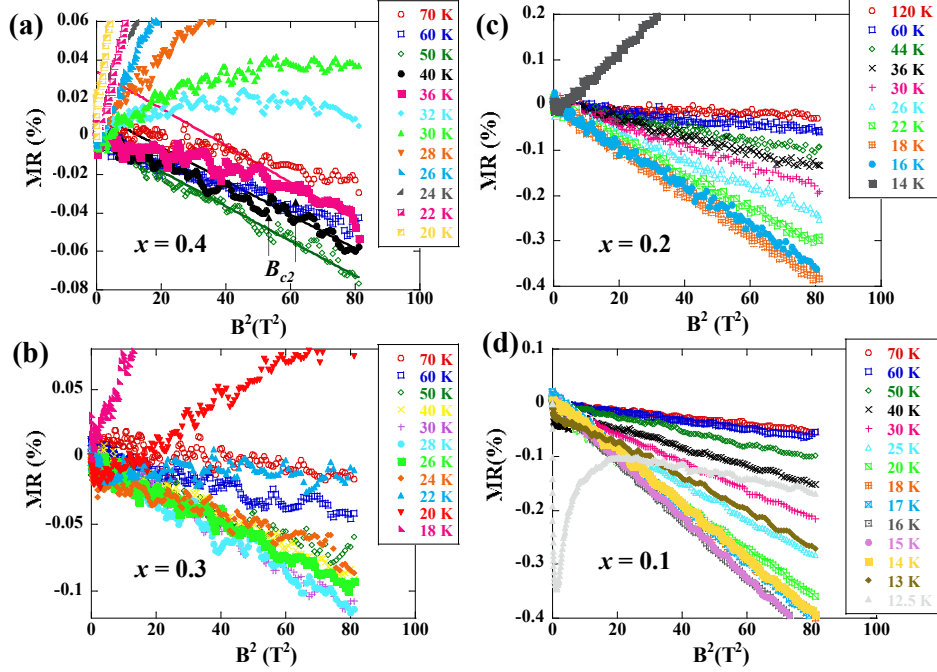


Fig. 2. (Color online) MR at different temperatures for the Te-annealed $\text{FeTe}_{1-x}\text{Se}_x$ single crystals with (a) $x = 0.4$, (b) $x = 0.3$, (c) $x = 0.2$, and (d) $x = 0.1$. (a) Normal state B^2 -dependence of MR are drawn by straight lines for eye guides at 50, 40, and 36 K. B_{c2} values are indicated by arrows.

higher fields is still evident at 32 and 30 K. Based on these observations, we attribute the positive MR contribution to the suppression of superconducting fluctuations (i.e., the Aslamazov–Larkin (AL) contribution) by applying magnetic fields. Similar determination of the superconducting fluctuation has been reported for $\text{YBa}_2\text{Cu}_3\text{O}_{6+\delta}$ [18]. In this study for $x = 0.4$, the observed T_{scf} ($T_{scf} = 40$ K) was 2.7 times larger than T_c ($T_c = 14.7$ K). Similar to the case of $x = 0.4$, T_{scf} was estimated at 28, 16, and 15 K for $x = 0.3$, 0.2, and 0.1, respectively. To visualize these onsets, the MR at 9 T is plotted as a function of the temperature in Fig. 3. These T_{scf} values were cross-checked by the magnetic susceptibility measurements [19].

It should be noted that qualitatively different behaviors have been reported for O_2 -annealed $\text{FeTe}_{0.6}\text{Se}_{0.4}$ [20]. In ref. [20], MR is positive below 100 K, and it increases linearly with the applied field from an intermediate field (2 T at 16 K) to the measurement limit of 14 T. This anomalous field dependence has been interpreted by the existence of the Dirac cone state. However, we could not observe such B -linear MR in Te-annealed crystals. We suppose that band structures between O_2 and Te-annealed crystals are slightly different. Further studies are still needed to clarify the difference in those band structures.

4. Discussion

In the BCS-BEC crossover regime, the size of the pairs (ξ_{ab}) is comparable to the average inter-particle distance ($\sim k_F^{-1}$), i.e., $k_F \xi_{ab}$ is in the order of 1 [5]. Table I

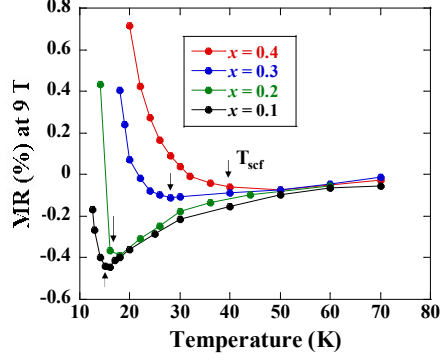


Fig. 3. (Color online) Temperature dependence of MR at 9 T for the Te-annealed $\text{FeTe}_{1-x}\text{Se}_x$ single crystals with $x = 0.4, 0.3, 0.2$, and 0.1 . The arrows indicate the onset temperatures for the superconducting fluctuations, T_{scf} .

summarizes the parameters used in this study. Here, the in-plane coherence length ξ_{ab} was estimated using $B_{c2}(0) = \Phi_0/2\pi\xi_{ab}^2$, where Φ_0 is the flux quantum. The Fermi wave number k_F ($= 2.72 \text{ nm}^{-1}$) was estimated assuming the three-dimensional model as $k_F = (3\pi^2 n_h)^{1/3}$, because the anisotropy parameter γ is reported to be small ($\gamma = 1.5 - 2$) [21]. Here, n_h is the hole carrier density obtained from our previous Hall coefficient R_H measurements via $R_H = 1/en_h$ for an as-grown $\text{FeTe}_{0.8}\text{Se}_{0.2}$ single crystal (dominant carriers are holes) at 15 K [12], which was assumed to be common for all the samples in this study. Consequently, $k_F\xi_{ab}$ was estimated as approximately equal to 5, which is in the order of 1.

Moreover, in this regime, the effect of superconducting fluctuations is expected to be enhanced because Cooper pairs can form at temperatures higher than T_c [2]. For $x = 0.4$, the T_{scf}/T_c ratio was estimated at 2.7. This value is larger than that for FeSe (i.e., 2.2) [2] or slightly overdoped Bi-2212 (i.e., 1.3) [22].

Table I. Obtained parameters for the Te-annealed $\text{FeTe}_{1-x}\text{Se}_x$ single crystals with $x = 0.1, 0.2, 0.3$, and 0.4 . Here, T_c is determined by half of normal state resistivity. The methods for estimating other parameters are described in the text.

Se concentration x	0.1	0.2	0.3	0.4
$B_{c2}(0)$ (T)	81.1	86.6	103.3	68.2
ξ_{ab} (nm)	2.02	1.95	1.79	2.20
$k_F\xi_{ab}$	5.5	5.3	4.9	6.0
T_c (K)	11.2	12.5	14.4	14.7
T_{scf} (K)	15 ± 1	16 ± 2	28 ± 2	40 ± 2
T_{scf}/T_c	1.3	1.4	1.9	2.7

5. Conclusion

The in-plane resistivity ρ_{ab} of high-quality Te-annealed superconducting $\text{FeTe}_{1-x}\text{Se}_x$ ($x = 0.1, 0.2, 0.3$, and 0.4) single crystals was examined under magnetic fields parallel to

the c -axis. The resistive transition curves' analysis showed that $B_{c2}(0)$ was 60–100 T and ξ_{ab} was approximately 2 nm. The short coherence length, ξ_{ab} , combined with a large inter-particle distance, $\sim k_F^{-1}$, were found to satisfy the criterion for being situated in the BCS-BEC crossover regime (i.e., $k_F \xi_{ab}$ was in the order of 1). Furthermore, MR measurements revealed that T_{scf} was very high compared to T_c (i.e., $T_{scf} = (1.3\text{--}2.7) T_c$). These results provide further evidence for the occurrence of the BCS-BEC crossover in this system.

However, the data presented in Table I reveals that T_{scf}/T_c decreased with decreasing Se concentration (i.e., x). The reason is remained as an open question.

The high T_{scf} values demonstrated that the Te-annealing is greatly effective to prepare high-quality $\text{FeTe}_{1-x}\text{Se}_x$ single crystals. Owing to this novel annealing method, the $\text{FeTe}_{1-x}\text{Se}_x$ has become a suitable system for studying the behaviors regarding the BCS-BEC crossover. In this study, the proposed method was successfully applied in magneto transport measurements. It is further expected to be employed in various measurements such as magnetic susceptibility [19], ARPES, and scanning tunneling microscopy to clarify the crossover phenomena and unveil the rich physics of this fascinating material.

Acknowledgment

This work was supported by JSPS KAKENHI Grant No. 20K03849, Iwate University, and Hirosaki University Grant for Distinguished Researchers from fiscal years 2017 to 2018.

References

- [1] Y. Kamihara, H. Hiramatsu, M. Hirano, et al.: J. Am. Chem. Soc. **128**, 10012 (2006).
- [2] Kasahara, S., Yamashita, T., Shi, A. et al.: Nat Commun **7**, 12843 (2016).
- [3] S. Kasahara, T. Watashige, T. Hanaguri, Y. Matsuda: Proc. Natl. Acad. Sci. **111**, 16309 (2014).
- [4] T. Hashimoto Y. Ota, A. Tsuzuki et al.: Sci. Adv. **6**, eabb9052 (2020).
- [5] T. Shibauchi, T. Hanaguri, Y. Matsuda: J. Phys. Soc. Jpn. **89**, 102002 (2020).
- [6] H. Takahashi, F. Nabeshima, R. Ogawa et al.: Phys. Rev. B **99**, 060503(R) (2019).
- [7] T. Noji, M. Imaizumi, T. Suzuki et al.: J. Phys. Soc. Jpn. **81**, 054708 (2012).
- [8] Y. Sun, Y. Tsuchiya, T. Tean et al.: Sci. Rep. **4**, 4585 (2014).
- [9] S. Rinott, K.B. Chashka, A. Ribak et al.: Sci. Adv. **3**, e1602372 (2017).
- [10] Y. Koshika, T. Usui, S. Adachi et al.: J. Phys. Soc. Jpn. **82**, 023703 (2013).
- [11] T. Watanabe, T. Otsuka, S. Hagiwara et al.: Modern Physics Letters B **34**, 2040051 (2020).
- [12] T. Otsuka, S. Hagiwara, Y. Koshika et al.: Phys. Rev. B **99**, 184505 (2019).
- [13] S. Adachi, T. Usui, Y. Ito et al.: J. Phys. Soc. Jpn. **84**, 024706 (2015).
- [14] R. Ikeda, T. Ohmi, T. Tsuneto: J. Phys. Soc. Jpn. **60**, 1051 (1991).
- [15] S. Khim, J.W. Kim, E. S. Choi et al.: Phys. Rev. B **81**, 184511 (2010).
- [16] Y. Sawada, F. Nabeshima, Y. Imai, A. Maeda: J. Phys. Soc. Jpn. **85**, 073703 (2016).
- [17] N. R. Werthamer, E. Helfand, P.C. Hohenberg: Phys. Rev. **147**, 295 (1966).
- [18] F. Rullier-Albenque, H. Alloul, G. Riken: Phys. Rev. B **84**, 014522 (2011).
- [19] T. Fujii, Y. Uezono, T. Otsuka et al.: Submitted to proceedings of LT29.
- [20] Y. Sun, T. Taen, T. Yamada et al.: Phys. Rev. B **89**, 144512 (2014).
- [21] Y. Sun, Z. Shi, T. Tamegai: Supercond. Sci. Technol. **32**, 103001 (2019).
- [22] K. Harada, Y. Teramoto, T. Usui et al.: Phys. Rev. B **105**, 085131 (2022).