

HAPI: A Large-scale Longitudinal Dataset of Commercial ML API Predictions

Lingjiao Chen¹, Zhihua Jin², Sabri Eyuboglu¹, Christopher Ré¹, Matei Zaharia¹, James Zou¹
Stanford University¹, Hong Kong University of Science and Technology²

Abstract

Commercial ML APIs offered by providers such as Google, Amazon and Microsoft have dramatically simplified ML adoption in many applications. Numerous companies and academics pay to use ML APIs for tasks such as object detection, OCR and sentiment analysis. Different ML APIs tackling the same task can have very heterogeneous performance. Moreover, the ML models underlying the APIs also evolve over time. As ML APIs rapidly become a valuable marketplace and a widespread way to consume machine learning, it is critical to systematically study and compare different APIs with each other and to characterize how APIs change over time. However, this topic is currently underexplored due to the lack of data. In this paper, we present HAPI (History of APIs), a longitudinal dataset of 1,761,417 instances of commercial ML API applications (involving APIs from Amazon, Google, IBM, Microsoft and other providers) across diverse tasks including image tagging, speech recognition and text mining from 2020 to 2022. Each instance consists of a query input for an API (e.g., an image or text) along with the API’s output prediction/annotation and confidence scores. HAPI is the first large-scale dataset of ML API usages and is a unique resource for studying ML-as-a-service (MLaaS). As examples of the types of analyses that HAPI enables, we show that ML APIs’ performance change substantially over time—several APIs’ accuracies dropped on specific benchmark datasets. Even when the API’s aggregate performance stays steady, its error modes can shift across different subtypes of data between 2020 and 2022. Such changes can substantially impact the entire analytics pipelines that use some ML API as a component. We further use HAPI to study commercial APIs’ performance disparities across demographic subgroups over time. HAPI can stimulate more research in the growing field of MLaaS.

1 Introduction

Machine learning (ML) prediction APIs have dramatically simplified ML adoption. For example, one can use the Google speech API to transform an utterance to a text paragraph, or the Microsoft vision API to recognize all objects in an image. The ML-as-a-Service (MLaaS) market powered by these APIs is increasingly growing and expected to exceed \$16 billion USD in the next five years [1].

Despite its increasing popularity, systematic analysis of this MLaaS ecosystem is limited, and many phenomena are not well understood. For example, APIs from different providers can have heterogeneous performance on the same dataset. Deciding which API or combination of APIs to use on a specific dataset can be challenging. Moreover, providers can update their ML APIs due to new data availability and model architecture advancements, but users often do not know how the API’s behavior on their data changes. Such API shifts can substantially affect (and hurt) the performance of downstream applications. Certain biases or stereotypes in the ML APIs [30] can also be amplified or mitigated by API shifts. Understanding the dynamics of ML APIs is critical for ensuring the reliability of the entire user pipeline, for which the API is one component. It also helps users to adjust their API usage strategies timely and appropriately. For example, one may trust a speech API’s

prediction if its confidence score is higher than 90% and invoke a human expert otherwise. Suppose the API is updated so that its confidence is reduced by 10% while its prediction remains the same (this happens in practice, as we will show). Then the human invocation threshold also needs to be adjusted to ensure consistent overall performance and human workload.

Our contributions In this paper, we present HAPI (History of APIs), a longitudinal dataset of 1,761,417 data points annotated by a range of different ML APIs from Google, Microsoft, Amazon and other providers from 2020 to 2022. This covers ML APIs for both standard classification such as sentiment analysis and structured prediction tasks including multi-label image classification. We have released our dataset on the project website ¹, and will keep updating it by querying all ML APIs every few months. To the best of our knowledge, HAPI is the first systematic dataset of ML API applications. It is a unique resource that facilitates studies of the increasingly critical MLaaS ecosystem. Furthermore, we use HAPI to characterize interesting findings on API shifts between 2020 and 2022. Our analysis shows that API shifts are common: more than 60% of the 63 evaluated API-dataset pairs encounter performance shifts. Those API shifts lead to both accuracy improvements and drops. For example, Google vision API’s shift from 2020 to 2022 brings a 1% performance drop on the PASCAL dataset but a 3.7% improvement on the MIR data. Interestingly, the fraction of changed predictions is often larger than the accuracy change, indicating that an API update may fix certain mistakes but introduce additional errors. ML APIs’ confidence scores can also change even if the predictions do not. For example, from 2020 to 2021, the average confidence score of the Microsoft speech API increased by 30% while its accuracy became lower; in contrast, IBM API’s confidence dropped by 1% but its accuracy actually improved. We also observe that subgroup performance disparity produced by different ML APIs is consistent over time. HAPI provides a rich resource to stimulate research on the under-explored but increasingly important topic of MLaaS.

2 Related Work

To the best of our knowledge, HAPI is the first large-scale ML API dataset. We discuss relevant literature below.

MLaaS. MLaaS APIs [35] have been developed and sold by giant companies including Google [9] and Amazon [2] as well as startups such as Face++ [6] and EPixel [5]. Many applications have been discovered [30, 49, 63], and prior work on ML APIs has spanned on their robustness [48] and pricing mechanisms [32]. One challenge in MLaaS is to determine which API or combination of them to use given a user budget constraint. This requires adaptive API calling strategies to jointly consider performance and cost, studied in recent work such as FrugalML [35] and FrugalMCT [33]. While they also released datasets of ML API predictions, their dataset only contain evaluation in one year. Recent work on API shift estimation [34] evaluated a few classification ML APIs in two years. On the other hand, HAPI provides a systematical evaluation of a number of ML APIs over a couple of years and thus enables more research on ML APIs evolution over time.

Dynamics of ML systems. ML is a fast growing community [65] and the update of one component may impact an ML system significantly. For example, a recent study on dataset dynamics [54] implies a concentration on fewer and fewer datasets over time and thus potentially increasing biases in many ML systems. Various hardware optimization [67] are shown to accelerate training and inference speeds for many applications. HAPI focuses on the dynamics of ML APIs, another important component of many ML systems.

ML pipeline monitoring and assessments. Monitoring and assessing ML pipelines are critical in real world ML applications. Existing work studies on how to estimate the performance of a deployed ML model based on certain statistics such as confidence [46], rotation prediction [39] and feature statistics of the datasets sampled from a meta-dataset [40]. More general approaches exploit human knowledge [36], white-box access to the ML models [31], or known label or feature distribution [41, 37]. Another line of work is identifying errors made by an ML model. This involves ML models for tabular data [29, 26] as well as multimedia data [53]. One common assumption made by them is that the deployed ML models are fixed and the performance change or error emergence is due to data distribution shifts. However, our analysis on HAPI indicates that ML systems powered

¹<https://github.com/lchen001/HAPI/>

by ML APIs may also change notably. This calls for monitoring and assessments under both model and data distribution shifts.

3 Construction of HAPI: Tasks, Datasets, and ML APIs

Table 1: Evaluated ML APIs. For each task, we have evaluated three popular ML APIs from different commercial providers. The valuation was conducted in the spring of 2020, 2021, and 2022 for classification tasks, and 2020 fall as well as 2022 spring for structured prediction tasks.

Task Type	Task	ML API			Evaluation Period
Classify	SCR	Google [8]	Microsoft [14]	IBM [11]	March 2020, April 2021, May 2022
	SA	Google [7]	Amazon [2]	Baidu [3]	March 2020, Feb 2021, May 2022
	FER	Google [9]	Microsoft [13]	Face++ [6]	March 2020, Feb 2021, May 2022
Struc Pred	MIC	Google [9]	Microsoft [13]	EPixel [5]	October 2020, Feb 2022
	STR	Google [9]	iFLYTEK [12]	Tencent [19]	September 2020, March 2022
	NER	Google [7]	Amazon [2]	IBM [10]	September 2020, March 2022

Table 2: Prices of ML services used for each task at their evaluation times. Price unit: USD/10,000 queries. We documented the price in 2020, 2021, and 2022 for standard classification tasks and 2020 and 2022 for structured predictions. Note that for the same task, the prices of different ML APIs are diverse. On the other hand, for a fixed ML API, its price is often stable over the past few years.

Task	ML API	Price			ML API	Price			ML API	Price		
		2020	2021	2022		2020	2021	2022		2020	2021	2022
SCR	Google	60	60	60	MS	41	41	41	IBM	25	25	25
SA	Google	2.5	2.5	2.5	Amazon	0.75	0.75	0.75	Baidu	3.5	3.6	3.7
FER	Google	15	15	15	MS	10	10	10	Face++	5	5	5
MIC	Google	15		15	MS	10		10	EPixel	6		6
STR	Google	15		15	iFLYTEK	50		52	Tencent	210		210
NER	Google	10		10	Amazon	3		3	IBM	30		30

Let us first introduce HAPI, a longitudinal dataset for ML prediction APIs. To assess ML APIs comprehensively, we designed HAPI to include evaluations of (i) a large set of popular commercial ML APIs for (ii) diverse tasks (iii) on a range of standard benchmark datasets (iv) across multiple years. For (ii), we consider six different tasks in two categories: standard classification tasks including spoken command recognition (SCR), sentiment analysis (SA), and facial emotion recognition (FER), and structured predictions including multi-label image classification (MIC), scene text recognition (STR), and named entity recognition (NER). To achieve (i) and (iv), we have evaluated three different APIs from leading companies for each task from 2020 to 2022, summarized in Table 1. Specifically, we have evaluated all classification APIs in the spring of 2020, 2021, and 2022, separately, and all structured prediction APIs in 2020 fall and 2022 spring respectively. The prices of all evaluated ML APIs are presented in Table 2. Note that, for any fixed task, the prices of different ML APIs vary in a large range. This implies selection of different ML APIs may impact the dollar cost of a downstream application. Interestingly, for a fixed ML API, there is almost no change in its price over the past few years. We will also continuously evaluate those APIs and update HAPI in the future.

What remains is on which datasets the ML APIs have been evaluated. To ensure (iii), we choose four commonly-used benchmark datasets for each classification task, and three datasets for each structure prediction task. The dataset statistics are summarized in Table 3. Note that those datasets are diverse in their size and number of labels, and thus we hope they can represent a large range of real world ML API use cases. Some datasets come with additional meta data. For example, the speaker accents are available for the spoken command dataset DIGIT. Such information can be used to study how an ML API’s bias changes over time. We leave more details in the appendix.

Table 3: Datasets used to evaluate classification APIs (in tasks SCR, SA, FER) and structured prediction APIs (in tasks MIC, STR, NER). We queried each dataset on all three APIs that are relevant for that task.

Task	Dataset	Size	# Labels	Dataset	Size	# Labels
Speech Command Recog	DIGIT [4]	2000	10	AMNIST [27]	30000	10
	CMD [69]	64727	31	FLUENT [58]	30043	31
Sentiment Analysis	IMDB [59]	25000	2	YELP [21]	20000	2
	WAIMAI [20]	11987	2	SHOP [16]	62774	2
Facial Emotion Recog	FER+ [25]	6358	7	RAFDB [55]	15339	7
	EXPW [71]	31510	7	AFNET [60]	287401	7
Multi-label Image Class	PASCAL [43]	11540	20	MIR [50]	25000	25
	COCO [56]	123287	80			
Scene Text Recog	MTWI [47]	9742	4404	ReCTS [70]	20000	4134
	LSVT [66]	30000	4852			
Named Entity Recog	CONLL [64]	10898	9910	GMB [28]	47830	14376
	ZHNER [22]	16915	4375			

The output formats of different ML APIs are often different. For example, Google API generates a Google client object for each input data while Everypixel API simply returns a dictionary. To mitigate such heterogeneity, we propose a simple abstraction to represent an ML API’s output. given each data point x and evaluation time t , a classification ML API’s output is (i) a predicted label $f(x, t)$ and (ii) the associated confidence score $q(x, t)$. For structured prediction tasks, the output includes (i) a set of predicted labels $f(x, t)$ (ii) associated with their quality scores $q(x, t)$. For each ML API and dataset pair, we recorded the API’s prediction $f(x, t)$ and $q(x, t)$ at each evaluation time. We also include the true label y for each dataset.

As a result, HAPI consists of 1,761,417 data samples from various tasks and datasets annotated by commercial ML APIs from 2020 to 2022. We provide download access on the project website, and also offer a few interesting examples for exploration purposes.

4 Example Analyses Enabled by HAPI: Model Shifts Over Time

We demonstrate the utility of HAPI by showing interesting insights that we can learn from it regarding how APIs change over time. The analysis here is not meant to be exhaustive; indeed we leave many open directions of investigation and encourage the community to dive deeper using HAPI. Our preliminary analysis goal is four-fold: (i) assess whether an ML API’s predictions change over time, (ii) quantify how much accuracy improvements or declines are incurred due to ML API shifts, (iii) estimate to which direction prediction confidences of the ML APIs move, and (iv) understand how an ML API’s gender and race biases evolve.

4.1 Findings on Classification APIs

We first study the shifts of ML APIs designed for simple classification tasks, including facial emotion recognition, sentiment analysis, and spoken command detection. To quantify shifts on classification APIs, We adopt the following metrics:

- **Prediction Overlap.** Prediction overlap measures how often an ML API’s prediction on the same input remains the same at different evaluation periods. Formally, it can be expressed as

$$PO(t_1, t_2) \triangleq \frac{1}{|D|} \sum_{(x,y) \in D} \mathbb{1} \{f(x, t_1) = f(x, t_2)\}$$

Here, t_1 and t_2 are two evaluation time periods. $PO = 1$ indicates an ML API’s predictions do not change, and $PO = 0$ means its predictions between t_1 and t_2 are completely different.

- **Confidence Movement.** API shifts include both prediction and confidence score changes. For a fixed data point, an ML API’s prediction can remain the same, but its confidence may still move up and down over time. To measure this, we use confidence movement

$$CM(t_1, t_2) \triangleq \frac{\sum_{(x,y) \in D} \mathbb{1} \{f(x, t_1) = f(x, t_2)\} \cdot [q(x, t_1) - q(x, t_2)]}{\sum_{(x,y) \in D} \mathbb{1} \{f(x, t_1) = f(x, t_2)\}}$$

If $CM(t_1, t_2) > 0$, then among all data points without prediction shifts, the evaluated ML API is more confident at time t_1 than at time t_2 . If $CM(t_1, t_2) < 0$, then on average, the API’s confidence is less confident at time t_1 than at time t_2 . It is worth noting that many applications are sensitive to confidence changes. For example, a customer review application may trust an ML API’s prediction if its confidence is larger than a threshold, and involve a human expert otherwise. Even if all predictions stay the same, the confidence change over time may still mitigate or worsen the human expert’s workload.

- **Model Accuracy.** One of the most widely adopted ML API assessments is accuracy, i.e., how often the ML API makes the right prediction. Given a dataset D and the label prediction $f(\cdot, t)$ by an ML API evaluated at time t , accuracy is simply

$$a(t) \triangleq \frac{1}{|D|} \sum_{(x,y) \in D} \mathbb{1} \{f(x, t) = y\}$$

Thus, it is natural to quantify how the accuracy of an ML API changes over time.

- **Group Disparity.** Various metrics [24, 38, 57] have been proposed to quantify ML fairness. In this paper, we adopt one common metric called *group disparity* [38]. Suppose the dataset D is partitioned into K groups D_1, D_2, \dots, D_K by some sensitive feature (e.g., gender or race). Then group disparity is

$$GD(t) \triangleq \max_i \frac{1}{|D_i|} \left(\sum_{(x,y) \in D_i} \mathbb{1} \{f(x, t) = y\} \right) - \min_i \frac{1}{|D_i|} \left(\sum_{(x,y) \in D_i} \mathbb{1} \{f(x, t) = y\} \right)$$

In a nutshell, group disparity measures the accuracy difference between the most privileged group and the most disadvantaged group. Larger group disparity implies more unfairness, and $GD(t) = 0$ implies the API achieves perfect fairness at time t .

A case study on DIGIT. We start with a case study on a spoken command recognition dataset, DIGIT [4]. DIGIT contains 2,000 short utterances corresponding to digits from 0 to 9, and the task is to predict which number each utterance indicates. We have evaluated three speech recognition APIs from IBM, Google, and Microsoft in year 2020, 2021, and 2022, separately. The utterances were spoken by people with US accent, French accent, and German accent. Thus, we use accent as the sensitive feature to group the data instances and then measure the group disparity.

As shown in Figure 1, there are many interesting observations in this case study. First, the accuracy changes are substantial: for example, as shown in Figure 1(a), Google API’s accuracy increased by 20% from 2020 to 2021. The prediction changes are even more significant: For example, from 2020 to 2021, IBM API’s accuracy rose by 4% (see Figure 1(a), but $1-79.4\%=20.6\%$ predictions by IBM API were changed (see Figure 1(b)). This is perhaps because while some mistakes were fixed by the API update, some utterances previously correctly predicted may be predicted incorrectly by the updated version. Even when the predictions remain steady, the confidence score can still significantly move up or down. For example, the confidence produced by Microsoft API moved up by 31.7% from 2020 to 2021 (as shown in Figure 1(b)). Yet, its accuracy dropped by 1.5% (as shown in Figure

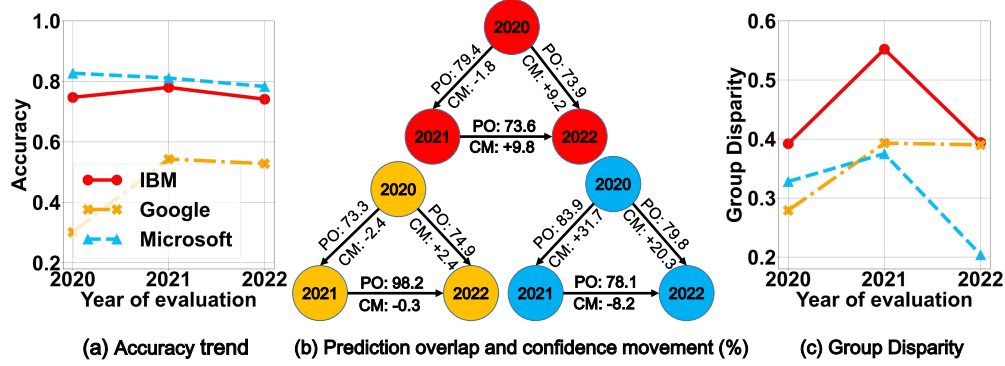


Figure 1: A case study on the dataset DIGIT. (a): accuracy over time. (b): prediction overlap and confidence movement of IBM, Google, and Microsoft APIs. (c): group disparity with respect to speaker accent. Overall, accuracy changes due to API shifts are notable, but the prediction changes are even more significant. For example, from 2020 to 2021, the accuracy of IBM API has increased by 4% (see (a)), but 20.6% predictions are actually different (see (b)). In addition, the confidence can move up by up to 31.7% (Microsoft from 2020 to 2021 in (a)) while the prediction accuracy slightly drops (Microsoft in (b)). This calls for cautions in confidence-sensitive applications. It is also worth noting that large group disparity exists for all evaluated APIs. Interestingly, API update over time may either improve or hurt overall accuracy as well as group fairness.

1(a)). This raises cautions in downstream applications that rely on confidence scores. It is also worth noting that group disparity exists for all evaluated APIs. In 2020, perhaps surprisingly, Google API’s accuracy is the lowest but its disparity is also the smallest. Model update may either improve or hurt accuracy and group disparity. For example, Google API’s accuracy is improved over time but its bias towards non-native accents is also worsen.

Diverse API shifts across multiple classification tasks. Next we study API shifts across different tasks and datasets. For each API dataset pair, we calculate the prediction overlap and confidence movement between each evaluation time pair (2020–2021, 2020–2022, 2021–2022) and then report the results averaged over all time pairs. We also measure and compare its accuracy for each year. The results are shown in Figure 2.

Several interesting findings exist. First, small accuracy changes may be the result of large prediction shifts, i.e., small prediction overlaps. For example, about 10% predictions made by Amazon sentiment analysis API on IMDB (as shown in Figure 2(b1)) have changed, but its accuracy only changes by about 1% (Figure 2(a1)). Similarly, a 3% prediction difference exists for Microsoft API on RAFDB (Figure 2(b3)) while there is almost no change in its accuracy (Figure 2(a3)). This indicates general phenomena in API shifts: many API updates fix certain errors but also make additional mistakes. Next, we note that the API shifts are diverse. For spoken command recognition, all evaluated APIs’ predictions are changed significantly (Figure 2(b1)). However, the shifts in APIs for facial emotion recognition is almost negligible (Figure 2(b3)). This implies that different APIs may be updated in a different rate and thus detecting whether a shift may have happened is useful. Moreover, different APIs’ confidence movements are not similar. Sometimes an ML API tends to be more and more conservative: for example, the average confidences of Google API for spoken command recognition have dropped notably for all evaluated datasets. Sometimes an ML API becomes more and more confident: for example, Microsoft API for spoken recognition has increased its confidence over time on three out of four datasets (Figure 2(c1)). More interestingly, its confidence may also depend on a dataset’s property: as shown in Figure 2(c2), Amazon sentiment analysis API tends to be less confident on Chinese texts (WAIMAI and SHOP) but more confident on English texts (IMDB and YELP). Understanding how the confidence moves may help decision making in confidence-sensitive applications. We provide additional group disparity analysis in the appendix.

Speech Comd	ML API	IBM			Google			Microsoft		
	Year	2020	2021	2022	2020	2021	2022	2020	2021	2022
	DIGIT	74.7	78.0	74.1	30.1	54.3	52.8	82.7	81.1	78.3
	AMNIST	98.3	91.2	98.5	88.5	96.0	95.7	98.6	98.8	98.5
	CMD	80.6	80.6	90.9	87.4	92.3	92.3	94.6	94.6	94.1
Sentiment Anal	FLUENT	88.8	88.9	91.9	96.9	97.5	97.5	97.5	97.9	98.1
	(a1)									
	ML API	Amazon			Google			Baidu		
	Year	2020	2021	2022	2020	2021	2022	2020	2021	2022
	IMDB	79.1	78.0	78.1	86.4	86.4	86.4	51.6	51.6	51.6
Facial Emotion	YELP	86.9	88.9	88.9	95.7	95.7	95.7	51.4	51.4	51.4
	WAIMAI	82.4	84.9	84.9	81.9	81.9	81.9	89.0	89.0	89.0
	SHOP	89.0	90.5	90.5	87.8	87.8	87.8	92.2	92.2	92.2
	(a2)									
	ML API	Microsoft			Google			Face++		
	Year	2020	2021	2022	2020	2021	2022	2020	2021	2022
	FER+	81.4	84.4	84.4	67.7	67.7	67.7	68.4	68.4	68.4
	RAFDB	71.7	71.7	71.7	65.6	65.7	65.7	61.2	61.8	61.2
	EXPW	72.8	72.8	72.8	66.3	65.2	65.2	62.2	62.2	62.2
	AFNET	72.3	72.3	72.3	68.3	68.3	68.3	64.1	64.1	64.1
	(a3)									

Speech Comd	ML API	IBM	Google	MS	IBM	Google	MS
	DIGIT	75.6	82.1	80.6	5.7	-1.7	14.6
	AMNIST	93.5	94.9	98.4	-0.7	-7.3	7.6
	CMD	92.0	96.4	96.3	0.8	-4.9	5.5
	FLUENT	90.7	99.1	98.2	0.2	-3.8	-1.1
	(b1)						
Sentiment Anal	ML API	AMZ	Google	Baidu	AMZ	Google	Baidu
	IMDB	88.6	100.0	100.0	-7.8	0.0	0.0
	YELP	95.7	100.0	100.0	-3.2	-0.1	0.0
	WAIMAI	94.2	100.0	100.0	1.6	0.0	0.0
	SHOP	95.9	100.0	100.0	0.3	0.0	0.0
	(b2)						
Facial Emotion	ML API	MS	Google	Face++	MS	Google	Face++
	IMDB	97.4	99.9	100.0	-0.6	0.0	0.0
	YELP	97.4	99.9	100.0	-0.1	-0.1	0.0
	WAIMAI	99.6	93.9	100.0	-0.4	-1.4	0.0
	SHOP	99.9	99.8	100.0	-0.1	-0.1	0.0
	(b3)						

Figure 2: Summary on classification API shifts from 2020 to 2022. Tables on row 1, 2 and 3 correspond to spoken command recognition, sentiment analysis, and facial emotion recognition, respectively. (a1)-(a3): Accuracy of each year. (b1)-(b3): Average prediction overlap. (c1)-(c3): Average confidence movement. Units: %. Red and green indicate low and high values, respectively. The accuracy changes exhibit various patterns overall, while the API shifts are also diverse: all spoken command recognition APIs’ predictions have been changed significantly during the past years, while significant changes exist for only one third of the APIs for the other two tasks. Confidence movements are also interesting. For example, Google API for spoken command recognition tends to be less confident (c1), while Amazon sentiment API is more confident on Chinese texts but less on English texts (c2).

4.2 Findings on Structured Prediction APIs

Next we turn to the structured prediction APIs. Similar to standard classification APIs, we use prediction overlap to measure prediction changes due to shifts of structured predictions APIs. For each data instance, we use the average of all predicted labels’ confidences as an overall confidence, and then still apply confidence movement to quantify how an API’s confidence shifts over time. To measure structured prediction API’s performance, we adopt the standard multi-label accuracy

$$ma(t) \triangleq \frac{1}{|D|} \sum_{(x,y) \in D} \frac{|f(x,t) \cap y|}{|f(x,t) \cup y|}$$

Finally, we keep using group disparity to evaluate fairness of an ML API, but replace the 0-1 loss $\mathbb{1}\{f(x,t) = y\}$ by the Jaccard similarity $\frac{|f(x,t) \cap y|}{|f(x,t) \cup y|}$.

A case study on COCO. We start with a case study on the dataset COCO. COCO contains more than a hundred thousand images, and the goal is to determine if one or more objects from 80 categories show up in each image. We have evaluated three APIs from Microsoft, Google, and EPixel, respectively. To measure group disparity, we adopt the gender labels [72] for a subset of COCO which contains a person, and then calculate the group disparity on this subset for all evaluated ML APIs. The results are summarized in Figure 3.

Our first observation is that the accuracy shift can be quite large, leading to an “accuracy cross”. As shown in Figure 3(a), EPixel API’s accuracy drops by more than 20% while Google API’s accuracy increases by 1%. Consequentially, Google API becomes more accurate than EPixel, while the latter was more accurate in 2020. This implies that API shifts can be impactful in business decision making such as picking which ML API to use. In addition, the prediction shifts are much larger than those for simple classification APIs. For example, prediction overlap for EPixel is less than 30%, meaning

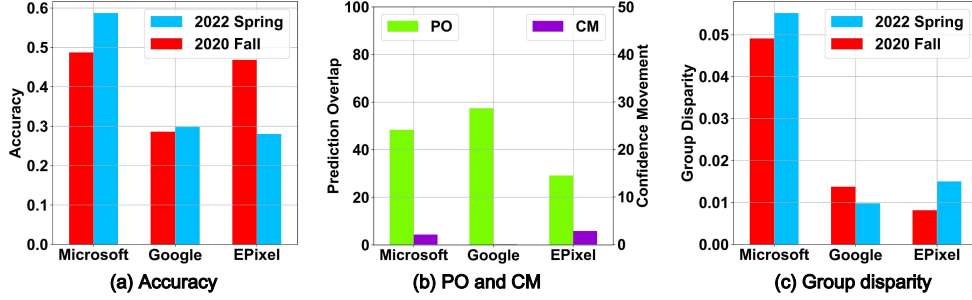


Figure 3: A case study on the dataset COCO. (a): accuracy over time. (b): prediction overlap (%) and confidence movement (%). (c): group disparity with respect to gender. Here, the accuracy change is quite significant. E.g., EPixel API update leads to 20% accuracy drop (as shown in (a)). Prediction shifts are also large: prediction overlap can be less than 30% (as shown in (b)). The confidence movement is relatively small. It is also worth noting that high accuracy does not imply better fairness. In fact, Microsoft API’s accuracy is the highest, but its group disparity is also the largest (c).

that 70% of the predictions are different than before (as shown in Figure 3(b)). On the other hand, the confidence movement is relatively small: as shown in Figure 3(b), no API’s confidence movement is larger than 3%. It is also worth noting that high accuracy does not imply better fairness necessarily. In fact, Microsoft API’s accuracy is the highest, but its group disparity is also the largest. As shown in Figure 3(a) and (c), API shifts may improve the accuracy but simultaneously amplify the group disparity: Microsoft API’s accuracy increases by 10% but its group disparity is also enlarged.

Various API shift patterns across structured prediction tasks. Finally, we dive deeply into various API shift patterns for more structured prediction tasks. The prediction overlaps, confidence movements, and accuracy changes for 27 API-dataset pairs are summarized in Figure 4.

There are several interesting observations. First, the accuracy changes are significant for multi-label image classification but relatively small for the other two tasks, as shown in Figure 4(a1)-(a3). However, API shifts for structured predictions are more common than classification tasks. In fact, as shown in Figure 4(b1)-(b3), prediction changes occur for almost all ML APIs. The magnitudes of the shifts are also larger. This is perhaps because structured prediction is more sensitive to model updates than those for classifications. The confidence movement is relatively small though. Note that confidence movements do not always reflect the APIs’ performance changes. For instance, EPixel API’s confidence increases on all evaluated datasets, but its accuracy actually drops. This is probably because EPixel’s update removes a label due to low confidence but this label was part of the true label set. Detecting, estimating, and explaining such phenomena is needed for robustly adopting ML APIs.

5 Additional Discussions and Maintenance Plans

More frequent evaluations. ML APIs are increasingly growing and updated frequently. Thus, we plan to enrich our database by continuously evaluating ML APIs more frequently, i.e., every 6 months. As of 2022 August, we have collected additional predictions of all structured prediction APIs. As shown in Figure 5, significant prediction changes already occurred in 6 months. For example, the accuracy of IBM named entity API on the GMB dataset dropped from 50% (March 2022) to 45% (August 2022). Those newly collections have been added to our database. More details can be found in the appendix.

Comparison with open-source ML models. As a baseline, we have also measured the performance of several open source ML models on all datasets. As shown in Table 4, the open source ML models’ performance varies across different datasets, and can be sometimes better than that of commercial APIs. This further emphasizes the importance of monitoring commercial APIs’ performance.

Expansion of Datasets and ML APIs. Part of the future plan is to expand the scope of datasets and ML APIs. To allow this, we plan to solicit needs from the ML communities: a poll panel will be

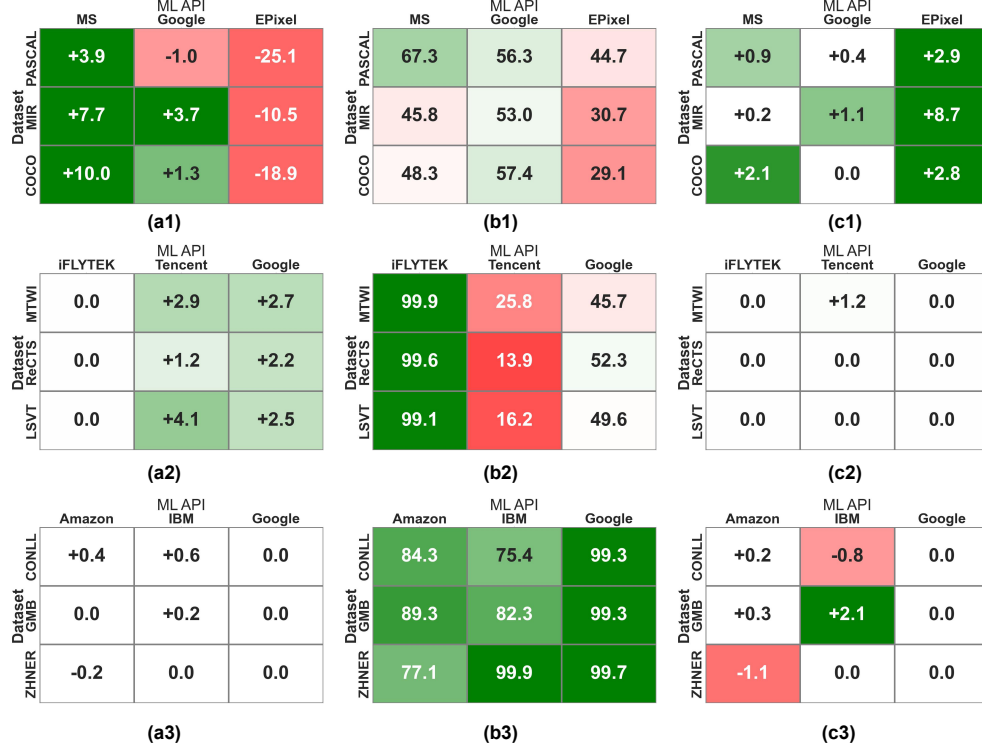


Figure 4: Summary on structured prediction API shifts. Row 1, 2, and 3 correspond to multi-label image classification, scene text recognition and named entity recognition. The left, middle, and right column correspond to accuracy changes (%), prediction overlaps (%), and confidence movements (%), respectively, between 2020 and 2022. The accuracy change is large for multi-label image classification but relatively small for the other two tasks. Predicted labels change notably for many of the evaluated ML APIs. The confidence movement is relatively small, though.

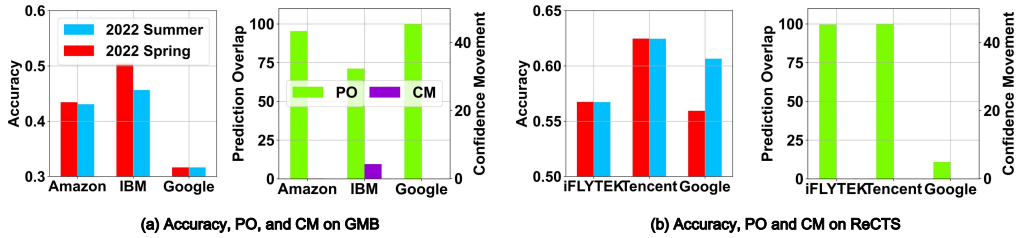


Figure 5: API Shifts within 6 months. (a) and (b) correspond to the GMB and ReCTS datasets, respectively. Overall, significant prediction and accuracy occurred in 3 out of 6 ML APIs.

created on our website, and ML researchers, engineers, and domain experts are all welcome to vote for which ML APIs and which datasets to include in our database. We will periodically update the database based on the community’s feedback.

6 Conclusions and Open Questions

ML APIs play an increasingly important role in real world ML adoptions and applications, but there are only a limited number of papers studying the properties and dynamics of these commercial APIs. In this paper, we introduce HAPI, a large scale dataset consisting of samples from various tasks annotated by ML APIs over multiple years. Our analysis on HAPI shows interesting findings, including large price gaps among APIs for the same task, prevalent ML API shifts between 2020 and

Table 4: Performance of open source models on the evaluated datasets. For some tasks, open source models’ performance can be even better than that of the commercial APIs.

Task	Speech Recognition				Multi-label Image Classification		
Open source model	DeepSpeech [23]				SSD [18]		
Dataset	DIGIT	AMNIST	CMD	FLUENT	PASCAL	MIR	COCO
Performance	0.60	0.92	0.80	0.87	0.64	0.25	0.40

Task	Sentiment Analysis				Scene Text Recognition		
Open source model	Vader [51]				PP-OCR [42]		
Dataset	IMDB	YELP	WAIMAI	SHOP	MTWI	ReCTS	LSVT
Performance	0.69	0.75	0.64	0.78	0.63	0.51	0.47

Task	Facial Emotion Recognition				Named Entity Recognition		
Open source model	A convolution neural network [15]				Spacy [17]		
Dataset	FER+	RAFDB	EXPW	AFNET	CONLL	GMB	ZHNER
Performance	0.77	0.60	0.56	0.64	0.53	0.55	0.63

2022, diverse performance differences between API vendors, and consistent subgroup performance disparity. And this is just scratching the surface. HAPI enables many interesting questions to be studied in the ML marketplaces. A few examples include:

- How to determine which API or combination of APIs to use for any given application? HAPI can serve as a testbed to evaluate and compare different API calling strategies.
- How to perform unsupervised or semi-supervised performance estimation under ML API shifts? This is useful for practical ML monitoring but not possible without a detailed ML API benchmark over time provided by HAPI.
- Generally, how to estimate performance shifts when both ML APIs and data distributions shift?
- How to explain the performance gap due to ML API shifts? More fine-grained understanding of how the API’s prediction behavior changes over time would be useful for practitioners.

These and other open questions enabled by HAPI are increasingly critical with the growth of ML-as-a-service. HAPI can greatly stimulate more research on ML marketplace. All of the data in HAPI is openly available at <https://github.com/lchen001/HAPI>.

References

- [1] Machine Learning as a Service Market Report. <https://www.mordorintelligence.com/industry-reports/global-machine-learning-as-a-service-mlaas-market>. [Accessed May-2022].
- [2] Amazon Comprehend API. <https://aws.amazon.com/comprehend>.
- [3] Baidu API. <https://ai.baidu.com/>.
- [4] DIGIT dataset, <https://github.com/Jakobovski/free-spoken-digit-dataset>. [Accessed Feb-2020].
- [5] Everypixel (EPixel) Image Tagging API. <https://labs.everypixel.com/api>.
- [6] Face++ Emotion API. <https://www.faceplusplus.com/emotion-recognition/>.
- [7] Google NLP API. <https://cloud.google.com/natural-language>.
- [8] Google Speech API. <https://cloud.google.com/speech-to-text>.
- [9] Google Vision API. <https://cloud.google.com/vision>.
- [10] IBM NLP API. <https://www.ibm.com/cloud/watson-natural-language-understanding>.
- [11] IBM Speech API. <https://cloud.ibm.com/apidocs/speech-to-text>.
- [12] iFLYTEK Text Recognition API. <https://global.xfyun.cn/products/wordRecg>.
- [13] Microsoft computer vision API. <https://azure.microsoft.com/en-us/services/cognitive-services/computer-vision>.
- [14] Microsoft speech API. <https://azure.microsoft.com/en-us/services/cognitive-services/speech-to-text>.
- [15] Pretrained facial emotion model from GitHub. <https://github.com/WuJie1010/Facial-Expression-Recognition.Pytorch>. [Accessed March-2020].
- [16] SHOP dataset, https://github.com/SophonPlus/ChineseNlpCorpus/tree/master/datasets/online_shopping_10_cats. [Accessed Feb-2020].
- [17] spaCy, a named entity recognition tool from GitHub. <https://github.com/explosion/spaCy>. [Accessed Oct-2020].
- [18] SSD, a multi-label image classification tool from GitHub/TensorflowHub. https://tfhub.dev/google/openimages_v4/ssd/mobilenet_v2/1. [Accessed Oct-2020].
- [19] Tencent Text Recognition API. <https://intl.cloud.tencent.com/product/ocr>.
- [20] WAIMAI dataset, https://github.com/SophonPlus/ChineseNlpCorpus/tree/master/datasets/waimai_10k. [Accessed Feb-2020].
- [21] YELP dataset, <https://www.kaggle.com/yelp-dataset/yelp-dataset>. [Accessed Feb-2020].
- [22] ZHNER dataset. <https://github.com/zjy-ucas/ChineseNER/tree/master/data>. [Accessed Feb-2020].
- [23] Dario Amodei, Sundaram Ananthanarayanan, Rishita Anubhai, Jingliang Bai, Eric Battenberg, Carl Case, Jared Casper, Bryan Catanzaro, Jingdong Chen, Mike Chrzanowski, Adam Coates, Greg Diamos, Erich Elsen, Jesse H. Engel, Linxi Fan, Christopher Fougner, Awni Y. Hannun, Billy Jun, Tony Han, Patrick LeGresley, Xiangang Li, Libby Lin, Sharan Narang, Andrew Y. Ng, Sherjil Ozair, Ryan Prenger, Sheng Qian, Jonathan Raiman, Sanjeev Satheesh, David Seetapun, Shubho Sengupta, Chong Wang, Yi Wang, Zhiqian Wang, Bo Xiao, Yan Xie, Dani Yogatama, Jun Zhan, and Zhenyao Zhu. Deep speech 2 : End-to-end speech recognition in english and mandarin. In *ICML 2016*.
- [24] Solon Barocas, Moritz Hardt, and Arvind Narayanan. Fairness in machine learning. *Nips tutorial*, 1:2, 2017.
- [25] Emad Barsoum, Cha Zhang, Cristian Canton Ferrer, and Zhengyou Zhang. Training deep networks for facial expression recognition with crowd-sourced label distribution. In *Proceedings of the 18th ACM International Conference on Multimodal Interaction*, pages 279–283, 2016.
- [26] Denis Baylor, Eric Breck, Heng-Tze Cheng, Noah Fiedel, Chuan Yu Foo, Zakaria Haque, Salem Haykal, Mustafa Ispir, Vihan Jain, Levent Koc, et al. Tfx: A tensorflow-based production-scale machine learning platform. In *Proceedings of the 23rd ACM SIGKDD International Conference on Knowledge Discovery and Data Mining*, pages 1387–1395, 2017.
- [27] Sören Becker, Marcel Ackermann, Sebastian Lapuschkin, Klaus-Robert Müller, and Wojciech Samek. Interpreting and explaining deep neural networks for classification of audio signals. *CoRR*, abs/1807.03418, 2018.

- [28] Johan Bos. The groningen meaning bank. In *Proceedings of the Joint Symposium on Semantic Processing*, page 2. ACL, 2013.
- [29] Eric Breck, Neoklis Polyzotis, Sudip Roy, Steven Whang, and Martin Zinkevich. Data validation for machine learning. In *Proceedings of Machine Learning and Systems*, 2019.
- [30] Joy Buolamwini and Timnit Gebru. Gender shades: Intersectional accuracy disparities in commercial gender classification. In *Conference on Fairness, Accountability and Transparency*, volume 81, pages 77–91. PMLR, 2018.
- [31] Jiefeng Chen, Frederick Liu, Besim Avci, Xi Wu, Yingyu Liang, and Somesh Jha. Detecting errors and estimating accuracy on unlabeled data with self-training ensembles. In *Advances in Neural Information Processing Systems*, volume 34, pages 14980–14992, 2021.
- [32] Lingjiao Chen, Paraschos Koutris, and Arun Kumar. Towards model-based pricing for machine learning in a data marketplace. In *Proceedings of the International Conference on Management of Data*, pages 1535–1552, 2019.
- [33] Lingjiao Chen, Matei Zaharia, and James Zou. Frugalmct: Efficient online ml api selection for multi-label classification tasks. *arXiv preprint arXiv:2102.09127*, 2021.
- [34] Lingjiao Chen, Matei Zaharia, and James Zou. How did the model change? efficiently assessing machine learning API shifts. In *International Conference on Learning Representations*, 2022.
- [35] Lingjiao Chen, Matei Zaharia, and James Y. Zou. Frugalmml: How to use ML prediction apis more accurately and cheaply. In *Advances in Neural Information Processing Systems*, volume 33, pages 10685–10696, 2020.
- [36] Mayee Chen, Karan Goel, Nimit S Sohoni, Fait Poms, Kayvon Fatahalian, and Christopher Ré. Mandoline: Model evaluation under distribution shift. In *Proceedings of the 38th International Conference on Machine Learning*, pages 1617–1629. PMLR, 2021.
- [37] Ching-Yao Chuang, Antonio Torralba, and Stefanie Jegelka. Estimating generalization under distribution shifts via domain-invariant representations. In *Proceedings of the 37th International Conference on Machine Learning*, volume 119, pages 1984–1994. PMLR, 2020.
- [38] Sam Corbett-Davies and Sharad Goel. The measure and mismeasure of fairness: A critical review of fair machine learning. *arXiv preprint arXiv:1808.00023*, 2018.
- [39] Weijian Deng, Stephen Gould, and Liang Zheng. What does rotation prediction tell us about classifier accuracy under varying testing environments? In *Proceedings of the 38th International Conference on Machine Learning*, volume 139, pages 2579–2589. PMLR, 2021.
- [40] Weijian Deng and Liang Zheng. Are labels always necessary for classifier accuracy evaluation? In *Proceedings of the IEEE/CVF Conference on Computer Vision and Pattern Recognition*, pages 15069–15078, 2021.
- [41] Pinar Donmez, Guy Lebanon, and Krishnakumar Balasubramanian. Unsupervised supervised learning i: Estimating classification and regression errors without labels. *Journal of Machine Learning Research*, 11(4):1323–1351, 2010.
- [42] Yuning Du, Chenxia Li, Ruoyu Guo, Xiaoting Yin, Weiwei Liu, Jun Zhou, Yifan Bai, Zilin Yu, Yehua Yang, Qingqing Dang, et al. Pp-ocr: A practical ultra lightweight ocr system. *arXiv preprint arXiv:2009.09941*, 2020.
- [43] Mark Everingham, S. M. Ali Eslami, Luc Van Gool, Christopher K. I. Williams, John M. Winn, and Andrew Zisserman. The pascal visual object classes challenge: A retrospective. *International Journal of Computer Vision*, 111(1):98–136, 2015.
- [44] Matt Fredrikson, Somesh Jha, and Thomas Ristenpart. Model inversion attacks that exploit confidence information and basic countermeasures. In *Proceedings of the 22nd ACM SIGSAC conference on computer and communications security*, pages 1322–1333, 2015.
- [45] Timnit Gebru, Jamie Morgenstern, Briana Vecchione, Jennifer Wortman Vaughan, Hanna Wallach, Hal Daumé Iii, and Kate Crawford. Datasheets for datasets. *Communications of the ACM*, 64(12):86–92, 2021.
- [46] Devin Guillory, Vaishaal Shankar, Sayna Ebrahimi, Trevor Darrell, and Ludwig Schmidt. Predicting with confidence on unseen distributions. In *Proceedings of the IEEE/CVF International Conference on Computer Vision*, pages 1134–1144, 2021.
- [47] Mengchao He, Yuliang Liu, Zhibo Yang, Sheng Zhang, Canjie Luo, Feiyu Gao, Qi Zheng, Yongpan Wang, Xin Zhang, and Lianwen Jin. ICDPR2018 contest on robust reading for multi-type web images. In *24th International Conference on Pattern Recognition*, pages 7–12. IEEE Computer Society, 2018.
- [48] Hossein Hosseini, Baicen Xiao, and Radha Poovendran. Google’s cloud vision API is not robust to noise. In *Proceedings of the 16th IEEE International Conference on Machine Learning and Applications*, pages 101–105, 2017.

- [49] Hossein Hosseini, Baicen Xiao, and Radha Poovendran. Studying the live cross-platform circulation of images with computer vision API: An experiment based on a sports media event. *International Journal of Communication*, 13:1825–1845, 2019.
- [50] Mark J. Huiskes and Michael S. Lew. The MIR flickr retrieval evaluation. In *Proceedings of the 1st ACM SIGMM International Conference on Multimedia Information Retrieval*, pages 39–43, 2008.
- [51] Clayton J. Hutto and Eric Gilbert. VADER: A parsimonious rule-based model for sentiment analysis of social media text. In *ICWSM 2014*.
- [52] Mika Juuti, Sebastian Szyller, Samuel Marchal, and N Asokan. Prada: protecting against dnn model stealing attacks. In *2019 IEEE European Symposium on Security and Privacy (EuroS&P)*, pages 512–527. IEEE, 2019.
- [53] Daniel Kang, Deepti Raghavan, Peter Bailis, and Matei Zaharia. Model assertions for monitoring and improving ml models. In *Proceedings of Machine Learning and Systems*, volume 2, pages 481–496, 2020.
- [54] Bernard Koch, Emily Denton, Alex Hanna, and Jacob G Foster. Reduced, reused and recycled: The life of a dataset in machine learning research. In *Proceedings of the Neural Information Processing Systems Track on Datasets and Benchmarks*, 2021.
- [55] Shan Li, Weihong Deng, and JunPing Du. Reliable crowdsourcing and deep locality-preserving learning for expression recognition in the wild. In *Proceedings of the IEEE/CVF Conference on Computer Vision and Pattern Recognition*, pages 2584–2593, 2017.
- [56] Tsung-Yi Lin, Michael Maire, Serge J. Belongie, James Hays, Pietro Perona, Deva Ramanan, Piotr Dollár, and C. Lawrence Zitnick. Microsoft COCO: Common objects in context. In *European Conference on Computer Vision*, volume 8693, pages 740–755. Springer, 2014.
- [57] Lydia T Liu, Sarah Dean, Esther Rolf, Max Simchowitz, and Moritz Hardt. Delayed impact of fair machine learning. In *International Conference on Machine Learning*, pages 3150–3158. PMLR, 2018.
- [58] Loren Lugosch, Mirco Ravanelli, Patrick Ignoto, Vikrant Singh Tomar, and Yoshua Bengio. Speech model pre-training for end-to-end spoken language understanding. In *Proceedings of the 20th Annual Conference of the International Speech Communication Association*, pages 814–818, 2019.
- [59] Andrew Maas, Raymond E Daly, Peter T Pham, Dan Huang, Andrew Y Ng, and Christopher Potts. Learning word vectors for sentiment analysis. In *Proceedings of the 49th Annual Meeting of the Association for Computational Linguistics*, pages 142–150, 2011.
- [60] Ali Mollahosseini, Behzad Hasani, and Mohammad H. Mahoor. Affectnet: A database for facial expression, valence, and arousal computing in the wild. *IEEE Transactions on Affective Computing*, 10(1):18–31, 2019.
- [61] Tribhuvanesh Orekondy, Bernt Schiele, and Mario Fritz. Knockoff nets: Stealing functionality of black-box models. In *Proceedings of the IEEE/CVF conference on computer vision and pattern recognition*, pages 4954–4963, 2019.
- [62] Tribhuvanesh Orekondy, Bernt Schiele, and Mario Fritz. Prediction poisoning: Towards defenses against dnn model stealing attacks. *arXiv preprint arXiv:1906.10908*, 2019.
- [63] Arsénio Reis, Dennis Paulino, Vítor Filipe, and João Barroso. Using online artificial vision services to assist the blind - an assessment of microsoft cognitive services and google cloud vision. In *World Conference on Information Systems and Technologies*, volume 746, pages 174–184. Springer, 2018.
- [64] Erik F. Tjong Kim Sang and Fien De Meulder. Introduction to the conll-2003 shared task: Language-independent named entity recognition. In *Proceedings of the Seventh Conference on Natural Language Learning*, pages 142–147. ACL, 2003.
- [65] Jürgen Schmidhuber. Deep learning in neural networks: An overview. *Neural networks*, 61:85–117, 2015.
- [66] Yipeng Sun, Dimosthenis Karatzas, Chee Seng Chan, Lianwen Jin, Zihan Ni, Chee Kheng Chng, Yuliang Liu, Canjie Luo, Chun Chet Ng, Junyu Han, Errui Ding, and Jingtuo Liu. ICDAR 2019 competition on large-scale street view text with partial labeling - RRC-LSVT. In *International Conference on Document Analysis and Recognition*, pages 1557–1562. IEEE, 2019.
- [67] Vivienne Sze, Yu-Hsin Chen, Joel Emer, Amr Suleiman, and Zhengdong Zhang. Hardware for machine learning: Challenges and opportunities. In *2017 IEEE Custom Integrated Circuits Conference (CICC)*, pages 1–8. IEEE, 2017.
- [68] Florian Tramèr, Fan Zhang, Ari Juels, Michael K Reiter, and Thomas Ristenpart. Stealing machine learning models via prediction {APIs}. In *25th USENIX security symposium (USENIX Security 16)*, pages 601–618, 2016.
- [69] Pete Warden. Speech commands: A dataset for limited-vocabulary speech recognition. *CoRR*, abs/1804.03209, 2018.

- [70] Rui Zhang, Mingkun Yang, Xiang Bai, Baoguang Shi, Dimosthenis Karatzas, Shijian Lu, C. V. Jawahar, Yongsheng Zhou, Qianyi Jiang, Qi Song, Nan Li, Kai Zhou, Lei Wang, Dong Wang, and Minghui Liao. ICDAR 2019 robust reading challenge on reading chinese text on signboard. In *International Conference on Document Analysis and Recognition*, pages 1577–1581. IEEE, 2019.
- [71] Zhanpeng Zhang, Ping Luo, Chen-Change Loy, and Xiaoou Tang. Learning social relation traits from face images. In *Proceedings of the IEEE/CVF International Conference on Computer Vision*, pages 3631–3639, 2015.
- [72] Dora Zhao, Angelina Wang, and Olga Russakovsky. Understanding and evaluating racial biases in image captioning. In *Proceedings of the IEEE/CVF International Conference on Computer Vision*, pages 14830–14840, 2021.

Checklist

1. For all authors...
 - (a) Do the main claims made in the abstract and introduction accurately reflect the paper’s contributions and scope? [\[Yes\]](#) See Abstract and Section 1.
 - (b) Did you describe the limitations of your work? [\[Yes\]](#) See Section 6.
 - (c) Did you discuss any potential negative societal impacts of your work? [\[Yes\]](#) See Section 6.
 - (d) Have you read the ethics review guidelines and ensured that your paper conforms to them? [\[Yes\]](#)
2. If you are including theoretical results...
 - (a) Did you state the full set of assumptions of all theoretical results? [\[N/A\]](#)
 - (b) Did you include complete proofs of all theoretical results? [\[N/A\]](#)
3. If you ran experiments (e.g. for benchmarks)...
 - (a) Did you include the code, data, and instructions needed to reproduce the main experimental results (either in the supplemental material or as a URL)? [\[Yes\]](#) See <https://github.com/lchen001/HAPI/> and the supplement material.
 - (b) Did you specify all the training details (e.g., data splits, hyperparameters, how they were chosen)? [\[N/A\]](#)
 - (c) Did you report error bars (e.g., with respect to the random seed after running experiments multiple times)? [\[N/A\]](#)
 - (d) Did you include the total amount of compute and the type of resources used (e.g., type of GPUs, internal cluster, or cloud provider)? [\[N/A\]](#)
4. If you are using existing assets (e.g., code, data, models) or curating/releasing new assets...
 - (a) If your work uses existing assets, did you cite the creators? [\[Yes\]](#) See Section 3.
 - (b) Did you mention the license of the assets? [\[N/A\]](#)
 - (c) Did you include any new assets either in the supplemental material or as a URL? [\[Yes\]](#) See <https://github.com/lchen001/HAPI/>.
 - (d) Did you discuss whether and how consent was obtained from people whose data you’re using/curating? [\[N/A\]](#)
 - (e) Did you discuss whether the data you are using/curating contains personally identifiable information or offensive content? [\[N/A\]](#)
5. If you used crowdsourcing or conducted research with human subjects...
 - (a) Did you include the full text of instructions given to participants and screenshots, if applicable? [\[N/A\]](#)
 - (b) Did you describe any potential participant risks, with links to Institutional Review Board (IRB) approvals, if applicable? [\[N/A\]](#)
 - (c) Did you include the estimated hourly wage paid to participants and the total amount spent on participant compensation? [\[N/A\]](#)

Acknowledgement

This project is supported in part by NSF CCF 1763191, NSF CAREER AWARD 1651570 and NSF CAREER AWARD 1942926. There is no industrial funding. We appreciate the anonymous reviewers for their invaluable feedback.

Supplementary materials

The supplementary materials include additional details of HAPI and extra model shift study.

A Additional Details of HAPI

In this section, we provide additional details of the constructed dataset HAPI, including motivation, composition, collection process, preprocessing and cleaning, uses, distribution, and maintenance.

A.1 Motivation

HAPI was created to enable research on ML APIs. This includes but is not limited to, for example, determining which API or combination of APIs to use for different user data or applications as well as budget constraints, estimating how much performance has changed due to API shifts, and explaining the performance gap due to ML API shifts.

A.2 Composition, and Collection Process

Each instance in HAPI consists of a query input for an API (e.g., an image or text) along with the API’s output prediction/annotation and confidence scores. For example, one instance could be an image from the image dataset COCO [56], and $\{(person, 0.9), (sports\ ball, 0.78), (tennis\ racket, 0.45)\}$, the associated annotation by Microsoft API. This means Microsoft API predicts three labels, *person*, *sports*, and *tennis racket*, with confidence scores 0.9, 0.78, and 0.45, respectively.

The query inputs were collected from 21 datasets for 6 different tasks. For SCR, four datasets were used: DIGIT [4], AMNIST [27], CMD [69], and FLUENT [58]. The sampling rate is 8 kHz, 48 kHz, 16 kHz, and 16 kHz, respectively. Each utterance is a spoken digit (i.e., 0-9) in DIGIT and AMNIST and a short command from a total of 30 commands (such as “go”, “left”, “right”, “up”, and “down”) or white noises in CMD. In FLUENT, the commands are typically a phrase (e.g., “turn on the light” or “turn down the music”) from a total of 248 phrases. Four text datasets were used for SA: YELP [21], IMDB [59], SHOP [16], and WAIMAI [20]. YELP and IMDB are both in English while WAIMAI and SHOP are in Chinese. FER+ [25], RAFDB [55], EXPW [71], and AFNET [60] were used for FER task. The emotion labels were anger, disgusting, fear, happy, sad, surprise, and natural.

Three datasets were used for MIC: PASCAL [43], MIR [50], and COCO [56]. There are 20 and 80 distinct labels in PASCAL and COCO, respectively. MIR contains 25 unique labels, and we removed the label “night” as it is not in the label set of any ML APIs. For STR, we adopted MTWI [47], ReCTS [70], and LSVT [66], three datasets containing real world images with Chinese texts. Finally, for NER task, we used CONLL [64], ZHNER [22], and GMB [28]. CONLL and GMB contain both English texts while ZHNER is a Chinese text dataset.

For each instance in those datasets, we have evaluated the prediction from the mainstream ML APIs from 2020 to 2022. HAPI was collected from 2020 to 2022. For classification tasks, the predictions/annotations of each API were collected in the spring of 2020, 2021, and 2022. For structured predictions, all APIs’ predictions were collected in fall 2020 and spring 2022, separately. The details can be found in Table 1.

A.3 Preprocessing and Cleaning

This includes both (i) preprocessing on the original inputs to the ML APIs and (ii) cleaning of the ML APIs’ outputs. The preprocessing on the original inputs is as follows. On FLUENT, all 248 unique phrases were mapped to 31 unique commands as provided in the original source [58]. The original labels in YELP are user ratings (1,2,3,4, and 5). 1 and 2 were transformed to negative; 3, 4, and 5 were mapped to positive. IMDB, WAIMAI and SHOP contain polarized review labels and thus we directly used those labels. As a result, classification on all SA datasets is a binary task. We used a sampled version of YELP: 10,000 text paragraphs with label positive and negative separately were randomly drawn from the original YELP dataset. The original IMDB dataset has been partitioned into training and testing splits, and thus we used its testing split, including 25,000 text paragraphs. All instances in WAIMAI and SHOP were used. The facial images in FER+ was the same as the FER dataset from the ICML 2013 Workshop on Challenges in Representation. A training and testing

split and regenerated labels are provided in FER+. We adopted the testing split with the regenerated labels. RAFDB and AFNET contain images for both basic emotions (anger, fear, disgusting, happy, sad, surprise, and natural) and compound emotions. We only evaluated ML APIs on images for basic emotions, as all evaluated ML APIs focus on basic emotions. Different from FER+, RAFDB, and AFNET, an image in EXPW may contain multiple faces. Thus, the labels include both the bounding box and the labelling workers’ confidence. Thus, we extracted aligned faces as ML APIs’ inputs by enlarging by 10% and then cropping the provided face bounding boxes whose confidence scores are larger than 0.6.

Less preprocessing was performed for structured prediction datasets. For MIC, we directly sent all raw images to the ML APIs. A diverse collection of images is included for STR: images for advertising sales forms MTWI, while most images in ReCTS are photos taken on sing boards. LSVT’s iamges are typically street view images. While all images in MTWI and ReCTS are fully annotated, LSVT contains both fully and partially annotated images. HAPI only considers the images with full annotations as inputs to ML APIs. For NER datasets, all samples were included in HAPI. Yet, we only focused on three widely used types of entities: person, location, and organization.

Different ML APIs may use different label sets for the same tasks. For example, both “disgust” and “disgusting” may be returned by different ML APIs to refer to the same facial emotion. Thus, label alignment is needed. For classification tasks, we manually matched each API’s predicted labels to a unique number. For example, for FER datasets, both “happy” and “happiness” were mapped to label 3, and label 4 corresponded to “sad”, “sadness”, and “unhappiness”. For MIC with less than 100 unique labels, we were able to create the label maps manually too. On STR datasets, predictions (i) that are within 0-9 or (ii) whose unicode is in the range of u4e00-u9fff are maintained. For NER, we also manually mapped each API’s entity type to a universal type. For example, “people” and “human” are both mapped to “person”.

A.4 Uses, Distribution, and Maintenance

HAPI has been tested and used in this paper at the time of publication. It can be used in any research related to ML prediction APIs or marketplaces, too. We will also maintain an incomplete list of which papers or projects have been developed on top of HAPI.

The dataset is publicly available on the internet. The dataset is distributed on Lingjiao Chen’s website: <https://github.com/lchen001/HAPI> under Apache License 2.0. It was first released in 2022. The dataset will be maintained by Lingjiao Chen and other authors of this paper. In addition, HAPI will also be updated every few months to include up-to-date predictions from the mainstream ML APIs as well as emerging ML APIs. All the details and updates can be accessed on <https://github.com/lchen001/HAPI>.

B Extra Model Shift Study

We provide accuracy and group disparity study on two more datasets, AMNIST and RAFDB. On AMNIST, we again use the accents of different speakers to group the datasets. The accents in AMNIST cover “German”, “South Korean”, “Spanish”, “Madras”, “Levant”, “English”, “Chinese”, “Brazilian”, “Italian”, “Egyptian American”, “South African”, “Arabic”, “Danish”, “French” and “Tamil”. On RAFDB, we use race (“Caucasian”, “African-American”, and “Asian”) to partition the dataset. The results are shown in Figure 6.

Several interesting observation exist. Overall, there are a large accuracy differences and group disparity for both datasets. For instance, as shown in Figure 6(b), the group disparity of IBM can vary from 0.05 to 0.20. Noting the accuracy drop of IBM API during the same time period (2020-2021) is relatively smaller, one might infer that IBM’s accuracy drop is due to worse ability to recognize certain accents. On the other hand, Microsoft API’s overall accuracy on AMNIST seems to be stable (less than 0.3% as shown in Figure 6(a)), but there is a significant change in its group disparity (larger than 3% as shown in Figure 6(a)). On RAFDB, the change over time is relatively smaller (Figure 6(c) and (d)). Yet, APIs with better accuracy exhibits lower group disparity. For example, Face++ API’s accuracy is the lowest, and its group disparity is also the highest. Thus, it still remains an interesting question to relate accuracy and group disparity changes due to API shifts. How to determine which

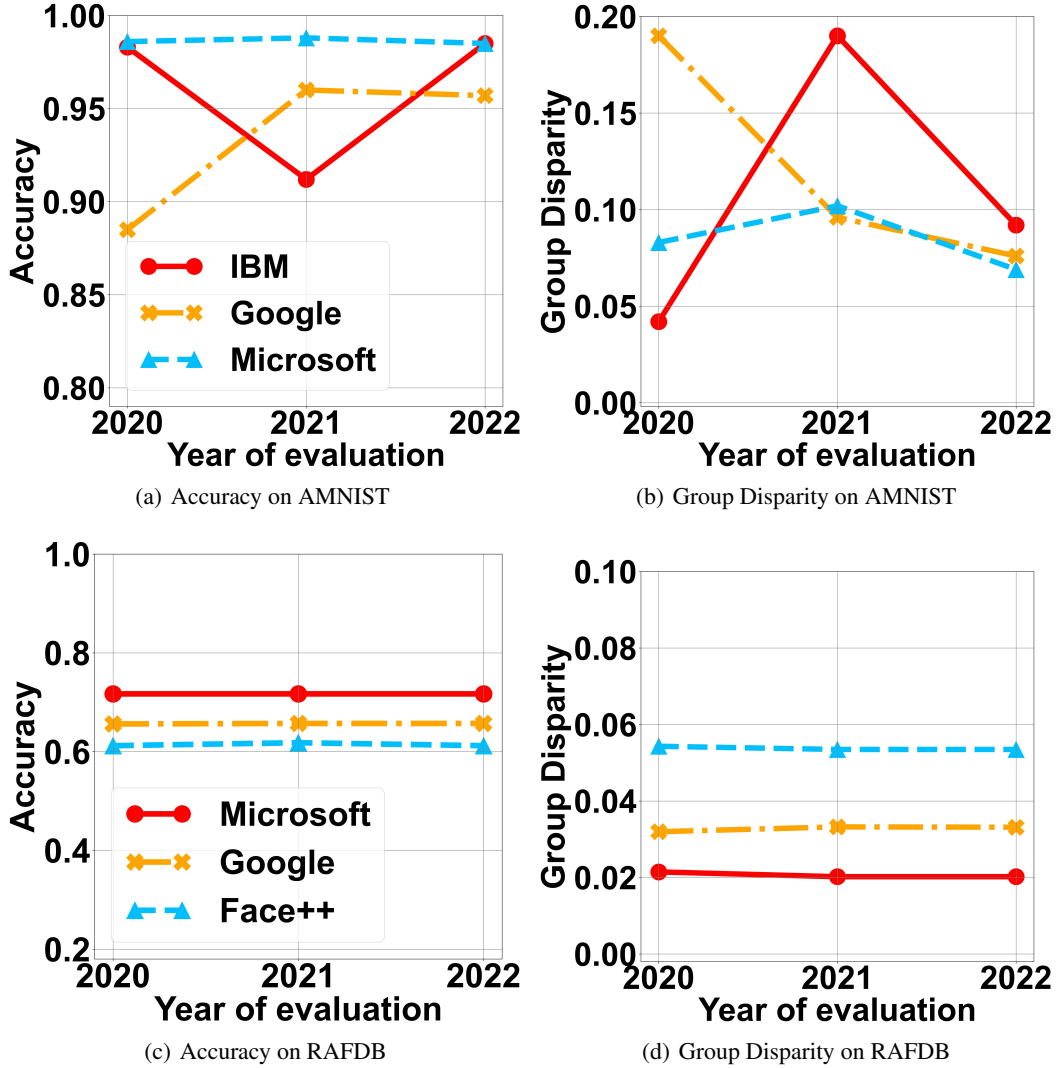


Figure 6: Additional accuracy and group disparity study. The two rows correspond to AMNIST and RAFDB respectively. Overall, there are large accuracy differences and group disparity for both cases. The group disparity on AMNIST is much larger than that on RAFDB, although this former’s accuracy is also higher. This further verifies that higher overall accuracy does not necessarily lead to better fairness.

API or combination of APIs to use for different user data, budget constraints, accuracy and fairness targets is also enabled by HAPI and open to the community.

C Additional Discussions

Potential overfitting of commercial APIs on the publicly available datasets. We suspect that the commercial APIs do not overfit the datasets we used for evaluations for three reasons. First, the terms of use for many of the datasets disallow commercial applications. For example, the RAFDB dataset is “available for non-commercial research purposes only” (see the webpage <http://www.whdeng.cn/RAF/model11.html>). Second, the performance of most evaluated APIs is well below that of typical overfitting, which is often more than 90%. Third, we observed that several APIs’ performances dropped over time. For example, the EPixel API’s accuracy on the COCO dataset

dropped from 47% (Fall 2020) to 27% (Spring 2022), as shown in Figure 3 (a). This shows that it is still very interesting to compare commercial APIs over time on these datasets.

Licenses and restrictions enforced by the ML APIs. The terms of use for most ML APIs (see, e.g., <https://cloud.google.com/terms> and <https://azure.microsoft.com/en-us/support/legal/>) require no sublicensing to a third party. However, to the best of our knowledge, they do not prevent evaluating and analyzing those APIs’ performance. In fact, evaluating and comparing the performance of different cloud services is not only desired by users but also encouraged by cloud providers. For example, Google Cloud provides its own performance measurement tool (<https://cloud.google.com/free/docs/measure-compare-performance#:~:text=Google%20Cloud%20Platform%20provides%20two,%2Dto%2Ddate%20and%20unbiased>). This is probably because a systematic study of the ML APIs can help the providers improve their services. For example, gender shade [30], the seminal work on bias and stereotypes embedded in face detection APIs, has helped ML API providers improve their services and thus been appreciated by the industry. We hope HAPI enables better understanding of the commercial ML APIs and in turn helps API providers build better services too.

Maintenance and development plans for HAPI. The maintenance and development plans consist of three main parts. First, we will continuously evaluate all ML APIs considered in the paper. Currently the evaluation is planned to occur every 6 months. If significant performance changes are consistently observed every 6 months, the update frequency will be further increased, say, to every 3 months or every month. Second, we plan to enlarge the set of ML APIs, datasets, and tasks in HAPI. MLaaS is an increasingly growing industry, and new ML APIs are launched from time to time. Thus, we plan to add the evaluation of the emerging ML APIs every 6 months. It is also important to include more representative and diverse datasets and document how quality of the datasets affects ML APIs’ performance. For example, for image classification, ML APIs’ robustness to the image resolution and natural noises (such as rain and snow) can largely influence practitioners’ choices. Last but not least, the usefulness of a database is determined by our community. Thus, we plan to implement an interactive feedback system on our website to collect opinions from our community. This helps, for example, solicit preference of which datasets, ML APIs, and tasks to include in HAPI.

As a first step, we have collected the predictions from ML APIs for all structured tasks, including multi-label image classification, scene text recognition, and named entity recognition, in August 2022. The accuracy changes and prediction overlap as well as confidence movement compared to the prediction collected 6 months ago (February or March 2022) are shown in Figure 7 and Figure 8, respectively. Overall, we observe accuracy shifts of several APIs. For example, the accuracy of the IBM API for named entity recognition on the GMB dataset dropped from 50% (March 2022) to 45% (August 2022), as shown in Figure 7 (e). The performance of the Google scene text recognition API was 60% in the ReCTS dataset in August 2022, which was 4% higher than that in March 2022 as shown in Figure 7 (h). In fact, prediction changes of the Google API occurred on more than 80% of images in ReCTS as well as MTWI and ReCTS, as shown in Figure 8 (g), (h) and (i). There was little prediction changes of multi-label image classification APIs. The confidence scores of the IBM API increased on CONLL (by 4%) and GMB (by 8%) and remained almost the same for the other APIs, as shown in Figure 8 (d) and (e). Overall, this analysis suggests that significant changes can happen within six months and thus frequent updates of the database is needed.

Choices of Datasets and ML APIs. We chose existing datasets for a few reasons. First, the ML community is familiar with the datasets and they are relatively well annotated and evaluated. Second, those datasets can be easily assessed on the internet. Third, those datasets covered a diverse range of real-world scenarios (for example, the COCO dataset included objects in outdoor/indoor environments, at a small/large scale, and with different brightness). In fact, based on our conversation with many practitioners, there is a large interest in understanding commercial APIs’ performance on those datasets. Thus it is a good starting point to evaluate ML APIs on those popular datasets.

Similarly, the selection criteria for ML APIs are (i) popularity, (ii) easy access for users, and (iii) representation of diverse companies. Based on our discussion with practitioners, Google APIs are widely used and easily accessible and hence included in our database. ML APIs from domain-specific companies such as EPixel, Face++, and iFLYTEK were also included to increase the representativeness of our database.

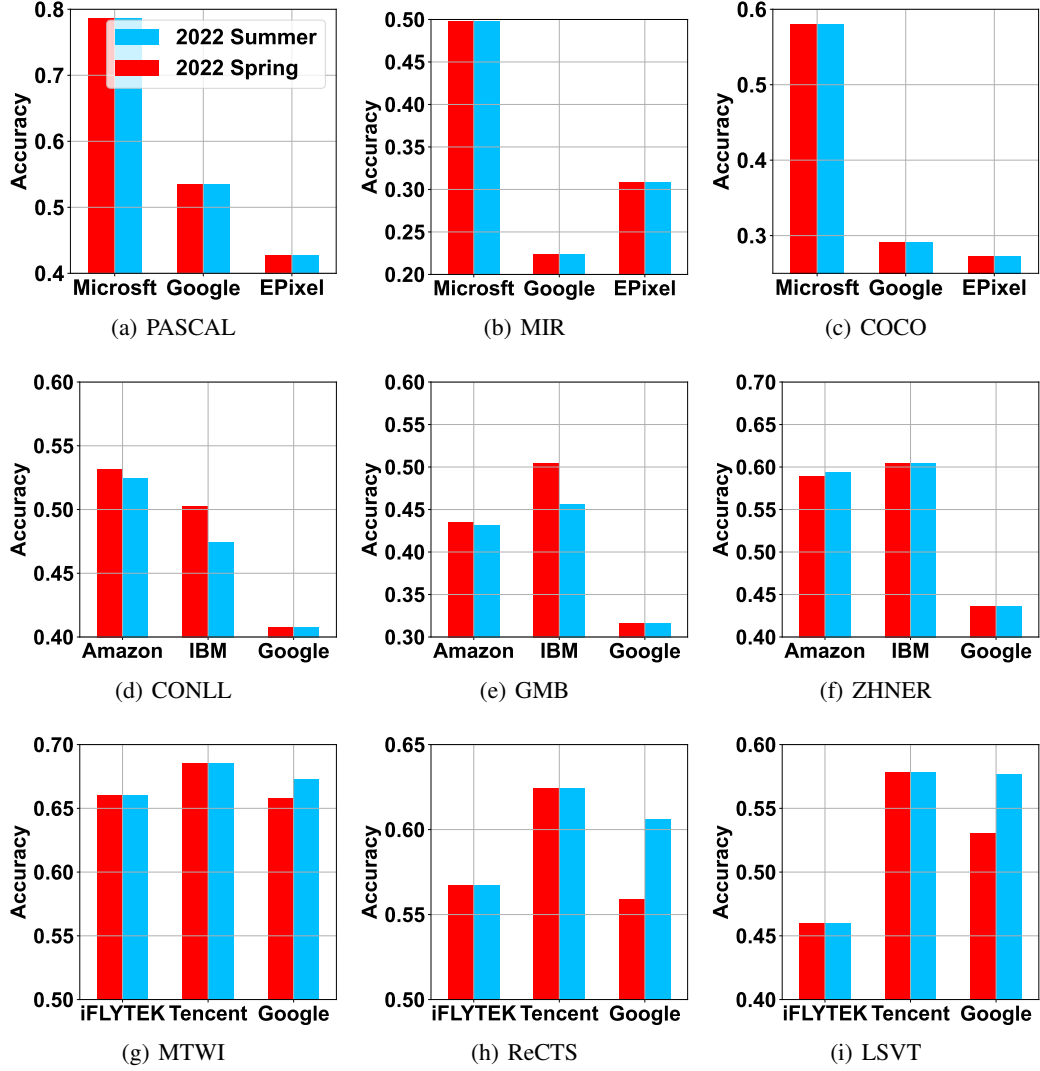


Figure 7: Accuracy changes of structured prediction APIs within 6 months (2022 Spring – 2022 Summer). The first, second, and third row corresponds to multi-label image classifications, scene text recognition, and named entity recognition. Overall, we observe accuracy shifts of several APIs. For example, IBM named entity API’s performance dropped on CONLL and GMB, while the accuracy of Google scene text API increased on MTWI and ReCTS.

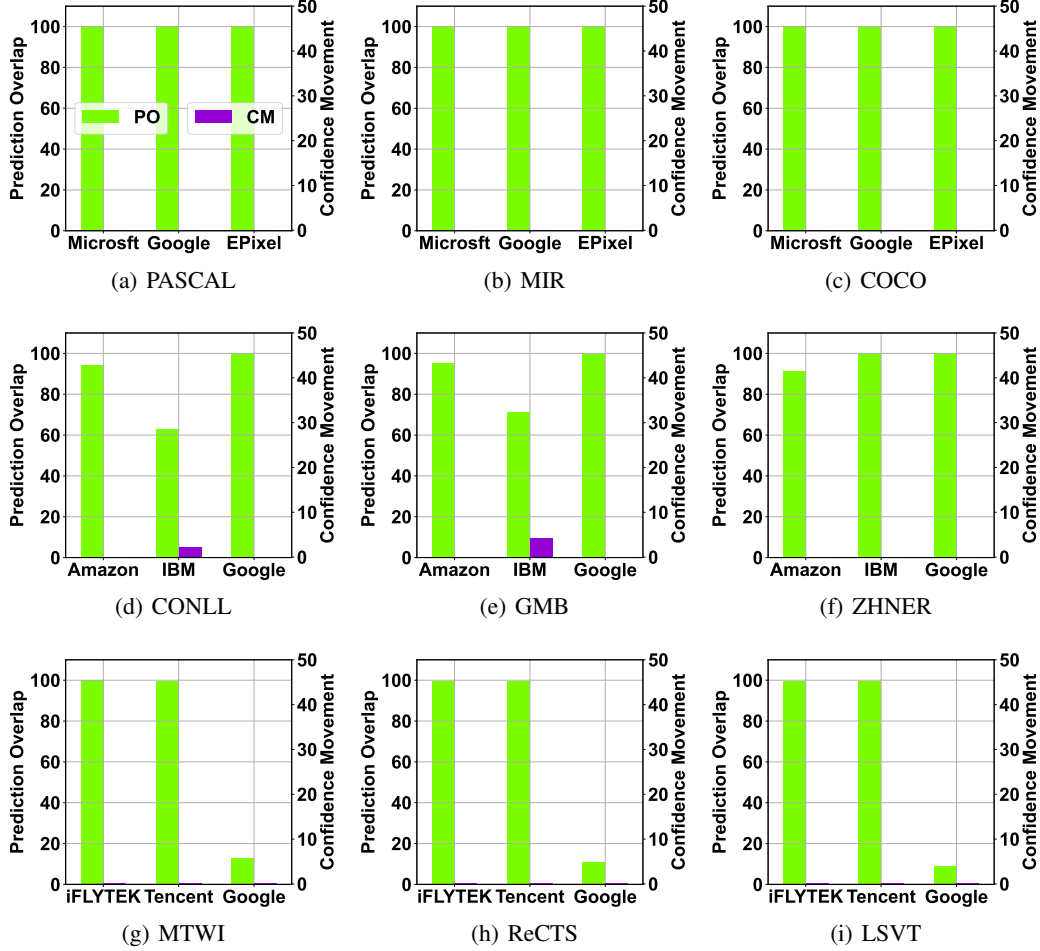


Figure 8: Prediction overlap and confidence movement of structured prediction APIs within 6 months (2022 Spring – 2022 Summer). The first, second, and third row correspond to multi-label image classifications, scene text recognition, and named entity recognition. Overall, most prediction shifts occurred for scene text and named entity recognition. There was little prediction change of multi-label image classification APIs. The confidence scores of the IBM API increased on CONLL and GMB and remained almost the same for the other APIs.

Responsible usage of facial emotion datasets. According to the original documents of the facial emotion datasets (FER+ [25], RAFDB [55], EXPW [71], and AFNET [60]), all the face images in these four facial emotion datasets were collected via querying search engines (e.g., Google, Bing, and Yahoo!) with certain keywords (e.g., happy faces). While the images are publicly retrievable from search engines, we did not find clear documentation of the individual consent process for these datasets. We recognize that facial photos are sensitive data, and will remove photos from HAPI upon request. Moreover, photos curated online may not fully represent the general public, and emotion annotations can be subjective and noisy. Therefore, analysis of these datasets should be interpreted with care. For example, the fact that an API’s performance on some of these datasets changes over time is important to know, while the absolute performance across different datasets may not be directly comparable. We will continue to work with the machine learning community to expand HAPI to include high-quality benchmark datasets.

Additional outputs from ML APIs. Several APIs generate information beyond confidence scores and predicted labels. For instance, for multi-label image classification, Microsoft vision API provides the bounding boxes for all detected objects. Given a text paragraph, Google sentiment analysis API returns not only a predicted attitude label with a confidence score, but also a magnitude score

indicating how significant the detected attitude is. HAPI allows users to query the raw outputs including the above information, too.

Relations to model stealing attacks and defenses. Model stealing attacks [61, 68] and defenses [52, 62] have raised large attentions in both security and ML communities. HAPI provides a large set of predictions from real-world ML APIs to study model stealing attacks and defenses. An interesting next step, for example, is to benchmark different model stealing attacks on HAPI. It is also interesting to study if applying model inversion attacks [44] on the stolen model can steal the training datasets of commercial ML APIs.

Strength and weakness of the evaluated datasets. Recall that our dataset selection criteria are (i) popularity, (ii) easy access, and (iii) diversity. Now we provide more details about how the selected datasets meet the criteria and what limitations remain. We start by the speech command recognition datasets. They are all widely studied by the speech command recognition community (for example, CMD [69] has been cited more than 700 times since published in 2018) and are easily accessible on the internet. They contain a diverse range of commands: DIGIT and AMNIST mainly obtain spoken digits, while CMD and FLUENT contain more complicated commands such as “turn on the light in the kitchen”. Their varying sampling rates also cover different application scenarios. In addition, speaker information is also provided, enabling fairness study. A potential limitation is that all those datasets are clean, i.e., there is almost no environmental noise in the utterances. Evaluating ML APIs’ robustness to such noise is an interesting next step. Similarly, the datasets for SA and FER are also widely used. For example, the IMDB [59] dataset has been cited more than 3,000 times, and the citation of RAFDB [55] is above 700. Besides easy access on the internet, they also represent diverse data distribution: YELP, IMDB, WAIMAI cover user reviews for restaurants, movies, and delivery services, while feedback for items from various category is included in SHOP. Limitations include (i) that only English and Chinese texts are included, and (ii) that most text paragraphs are short. FER+ contains gray and low-resolution images, while RAFDB, EXPW and AFNET consist of colored images with high resolutions. One limitation is that only few images contain more than one person.

Similarly, the datasets used for the structured prediction tasks are also widely used and easily accessible. For example, PASCAL [43] and COCO [56] are perhaps the most widely studied datasets for object recognition. MTWI [47], ReCTS [70], and LSVT [66] are one of the largest scene text recognition datasets and were used for competitions in International Conference on Document Analysis and Recognition (ICDAR), one of the flagship conferences on document analysis. CONLL [64] and GMB [28] are widely studied for named entity recognition in English, while the GitHub repository hoding the Chinese named entity recongition dataset, ZHNER [22], has received almost two thousand stars. Besides easy access, they also cover different scenarios. For example, most images are low-resolution in PASCAL but high-resolution in COCO and MIR. MTWI contains mostly advertising images, while most images are photos taken on sign boards in ReCTS and on street view in LSVT. A natural way to extend the diversity of the datasets is to evaluate vision APIs on images with large number of labels (e.g., larger than 1000). It is also interesting to study how ML APIs perform on multilingual scene text images. Multilingual text datasets with domain specifications are also useful to understand named entity recognition APIs. Continuously identifying and evaluating ML APIs on more diverse datasets is part of our future plans.

Support of AI ethics. HAPI enables the study of AI ethics on a range of commercial systems targeting various tasks. For example, predictions of vision APIs on human objects can be used to study the biases and stereotypes on sensitive features including races, genders, and ages. The evaluation of speech APIs opens the door for understanding and comparing how accents and nationality of the speakers affect different ML APIs’ performance. Besides understanding the real-world APIs’ ethic issues, how to efficiently detect and estimate those issues can also be explored on top of HAPI. For example, one may use the heterogeneity of the predicted labels between different population groups to detect an API’s biases. In addition, HAPI offers an opportunity to explore whether and how the biases and stereotypes can be mitigated by adaptively selecting which API to use. In a nutshell, HAPI supports various studies of trustworthy AI on a range of commercial APIs.

D Datasheet

This section includes a “datasheet” for the dataset, following the outline proposed by [45].

D.1 Motivation

For what purpose was the dataset created? HAPI was created to enable research on ML APIs. This includes but is not limited to, for example, determining which API or combination of APIs to use for different user data or applications as well as budget constraints, estimating how much performance has changed due to API shifts, and explaining the performance gap due to ML API shifts.

Who created the dataset? The dataset was created in the Zou Group at Stanford University.

Who funded the creation of the dataset? This project is supported in part by NSF CCF 1763191, NSF CAREER AWARD 1651570 and NSF CAREER AWARD 1942926.

D.2 Composition

What do the instances that comprise the dataset represent? What data does each instance consist of? Each instance in HAPI consists of a query input for an API (e.g., an image or text) along with the API’s output prediction/annotation and confidence scores. For example, one instance could be an image from the image dataset COCO [56], and $\{(person, 0.9), (sports\ ball, 0.78), (tennis\ racket, 0.45)\}$, the associated annotation by Microsoft API. This means Microsoft API predicts three labels, *person*, *sports*, and *tennis racket*, with confidence scores 0.9, 0.78, and 0.45, respectively.

How many instances are there in total (of each type, if appropriate)? As of 08/2022, There are a total of 1,761,417 instances in the dataset. For a breakdown by task and dataset, see Table 3

Is any information missing from individual instances? Not that the authors are aware of.

Are relationships between individual instances made explicit (e.g., users’ movie ratings, social network links)? In some of the datasets, e.g. FER [26] relationships between instances are provided where applicable.

Are there recommended data splits (e.g., training, development/validation, testing)? There are no recommended data splits.

Are there any errors, sources of noise, or redundancies in the dataset? There are no errors or sources of noise known to the authors.

Is the dataset self-contained, or does it link to or otherwise rely on external resources (e.g., websites, tweets, other datasets)? The dataset is not self-contained and relies on a number of previously released datasets. For a comprehensive list of these datasets,

Does the dataset contain data that might be considered confidential? HAPI is based on existing, external datasets. It does not introduce any new data that may be considered confidential, but the authors cannot speak to the confidentiality of the external datasets.

Does the dataset contain data that, if viewed directly, might be offensive, insulting, threatening, or might otherwise cause anxiety? HAPI includes predictions from MLaaS APIs. These APIs may demonstrate societal bias that could be viewed as offensive or insulting. However, the authors are not aware of any such instances in the dataset. Additionally, HAPI is based on existing, external datasets. The authors of HAPI are unaware of offensive content in these external datasets. MLaaS APIs

Does the dataset identify any subpopulations (e.g., by age, gender)? The dataset does not include annotations for any subpopulations.

Is it possible to identify individuals (i.e., one or more natural persons), either directly or indirectly (i.e., in combination with other data) from the dataset? HAPI is based on existing, external datasets. It does not introduce any new data that could aid in the identification of individuals, but the external datasets may include data in which it is possible to identify individuals.

Does the dataset contain data that might be considered sensitive in any way? See questions above.

D.3 Collection Process

How was the data associated with each instance acquired? For each instance in those datasets, we have evaluated the prediction from the mainstream ML APIs from 2020 to 2022. HAPI was

collected from 2020 to 2022. For classification tasks, the predictions/annotations of each API were collected in the spring of 2020, 2021, and 2022. For structured predictions, all APIs' predictions were collected in fall 2020 and spring 2022, separately. The details can be found in Table 1.

What mechanisms or procedures were used to collect the data (e.g., hardware apparatuses or sensors, manual human curation, software programs, software APIs)? We used software APIs for MLaaS providers to collect the data.

If the dataset is a sample from a larger set, what was the sampling strategy (e.g., deterministic, probabilistic with specific sampling probabilities)? HAPI relies on a number of external datasets. It includes the full set of instances from these external datasets. The sampling strategy for each external dataset is not known to the authors of HAPI. The external datasets were chosen based on a few different criteria. First, the ML community is familiar with the datasets and they are relatively well annotated and evaluated. Second, those datasets can be easily assessed on the internet. Third, those datasets covered a diverse range of real-world scenarios (for example, the COCO dataset included objects in outdoor/indoor environments, at a small/large scale, and with different brightness).

Who was involved in the data collection process (e.g., students, crowdworkers, contractors) and how were they compensated (e.g., how much were crowdworkers paid)? The data collection process was performed by the authors of HAPI.

Over what timeframe was the data collected? The MLaaS predictions were collected between 2020 and 2022. We will continue to collect predictions every six months going forward.

Were any ethical review processes conducted (e.g., by an institutional review board)? No ethical review processes were conducted.

Did you collect the data from the individuals in question directly, or obtain it via third parties or other sources (e.g., websites)? HAPI is based on existing, external datasets which may include data collected from individuals.

Were the individuals in question notified about the data collection? The authors of HAPI are unaware of the notification policies used by the external datasets on which HAPI is based.

Did the individuals in question consent to the collection and use of their data? The authors of HAPI are unaware of the consent policies used by the external datasets on which HAPI is based.

Has an analysis of the potential impact of the dataset and its use on data subjects (e.g., a data protection impact analysis) been conducted? The authors of HAPI have not conducted any analysis of the potential impact of the dataset and its use on data subjects.

D.4 Pre-processing/cleaning/labeling

Was any preprocessing/cleaning/labeling of the data done The preprocessing on the original inputs is as follows. On FLUENT, all 248 unique phrases were mapped to 31 unique commands as provided in the original source [58]. The original labels in YELP are user ratings (1,2,3,4, and 5). 1 and 2 were transformed to negative; 3, 4, and 5 were mapped to positive. IMDB, WAIMAI and SHOP contain polarized review labels and thus we directly used those labels. As a result, classification on all SA datasets is a binary task. We used a sampled version of YELP: 10,000 text paragraphs with label positive and negative separately were randomly drawn from the original YELP dataset. The original IMDB dataset has been partitioned into training and testing splits, and thus we used its testing split, including 25,000 text paragraphs. All instances in WAIMAI and SHOP were used. The facial images in FER+ was the same as the FER dataset from the ICML 2013 Workshop on Challenges in Representation. A training and testing split and regenerated labels are provided in FER+. We adopted the testing split with the regenerated labels. RAFDB and AFNET contain images for both basic emotions (anger, fear, disgusting, happy, sad, surprise, and natural) and compound emotions. We only evaluated ML APIs on images for basic emotions, as all evaluated ML APIs focus on basic emotions. Different from FER+, RAFDB, and AFNET, an image in EXPW may contain multiple faces. Thus, the labels include both the bounding box and the labelling workers' confidence. Thus, we extracted aligned faces as ML APIs' inputs by enlarging by 10% and then cropping the provided face bounding boxes whose confidence scores are larger than 0.6.

Less preprocessing was performed for structured prediction datasets. For MIC, we directly sent all raw images to the ML APIs. A diverse collection of images is included for STR: images for

advertising sales forms MTWI, while most images in ReCTS are photos taken on sing boards. LSVT's images are typically street view images. While all images in MTWI and ReCTS are fully annotated, LSVT contains both fully and partially annotated images. HAPI only considers the images with full annotations as inputs to ML APIs. For NER datasets, all samples were included in HAPI. Yet, we only focused on three widely used types of entities: person, location, and organization.

Different ML APIs may use different label sets for the same tasks. For example, both "disgust" and "disgusting" may be returned by different ML APIs to refer to the same facial emotion. Thus, label alignment is needed. For classification tasks, we manually matched each API's predicted labels to a unique number. For example, for FER datasets, both "happy" and "happiness" were mapped to label 3, and label 4 corresponded to "sad", "sadness", and "unhappiness". For MIC with less than 100 unique labels, we were able to create the label maps manually too. On STR datasets, predictions (i) that are within 0-9 or (ii) whose unicode is in the range of u4e00-u9fff are maintained. For NER, we also manually mapped each API's entity type to a universal type. For example, "people" and "human" are both mapped to "person".

Was the "raw" data saved in addition to the preprocessed/cleaned/labeled data (e.g., to support unanticipated future uses)? The raw unprocessed predictions are included and can be accessed via our Python API.

Is the software that was used to preprocess/clean/label the data available? The software for preprocessing the data is not currently available but will be provided soon.

D.5 Uses

Has the dataset been used for any tasks already? HAPI has been tested and used in this paper at the time of publication. It can be used in any research related to ML prediction APIs or marketplaces, too. We will also maintain an incomplete list of which papers or projects have been developed on top of HAPI.

Is there a repository that links to any or all papers or systems that use the dataset? As the authors become aware of papers or systems that use HAPI, we will maintain a list of them on the project website <https://github.com/lchen001/HAPI>.

What (other) tasks could the dataset be used for? See Section 6 for a list of potential tasks.

Is there anything about the composition of the dataset or the way it was collected and preprocessed/cleaned/labeled that might impact future uses? The dataset relies on a limited set of existing datasets – in the future, we plan to expand the set of datasets that we use to include more diverse and up-to-date datasets.

Are there tasks for which the dataset should not be used? The authors of HAPI do not know of any particular tasks for which using this dataset should be avoided.

D.6 Distribution

Will the dataset be distributed to third parties outside of the entity (e.g., company, institution, organization) on behalf of which the dataset was created? Yes.

How will the dataset will be distributed (e.g., tarball on website, API, GitHub)? The dataset is publicly available on the internet.

When will the dataset be distributed? The dataset is publicly available on the internet. Instructions for downloading the dataset and using the Python API are available at <https://github.com/lchen001/HAPI>.

Will the dataset be distributed under a copyright or other intellectual property (IP) license, and/or under applicable terms of use (ToU)? The dataset is distributed under the Apache License 2.0.

Have any third parties imposed IP-based or other restrictions on the data associated with the instances? The authors of HAPI are not aware of any third parties imposing IP-based or other restrictions on the data associated with the instances.

Do any export controls or other regulatory restrictions apply to the dataset or to individual instances? The authors of HAPI are not aware of any export controls or other regulatory restrictions applying to the dataset or to individual instances.

D.7 Maintenance

Who will be supporting/hosting/maintaining the dataset? The authors of HAPI will be supporting/hosting/maintaining the dataset.

How can the owner/curator/manager of the dataset be contacted (e.g., email address)? Reach out to Lingjiao Chen (lingjiao [at] stanford [dot] edu) and Sabri Eyuboglu (eyuboglu [at] stanford [dot] edu).

Is there an erratum? There is currently no erratum.

Will the dataset be updated (e.g., to correct labeling errors, add new instances, delete instances)? First, we will continuously evaluate all ML APIs considered in the paper. Currently, the evaluation is planned to occur every 6 months. If significant performance changes are consistently observed every 6 months, the update frequency will be further increased, say, to every 3 months or every month. MLaaS is an increasingly growing industry, and new ML APIs are launched from time to time. Thus, we plan to enlarge the set of ML APIs, datasets, and tasks in HAPI as well.

If the dataset relates to people, are there applicable limits on the retention of the data associated with the instances (e.g., were the individuals in question told that their data would be retained for a fixed period of time and then deleted)? HAPI is based on publicly available datasets. The retention policies of these datasets vary.

Will older versions of the dataset continue to be supported/hosted/maintained? Yes.

If others want to extend/augment/build on/contribute to the dataset, is there a mechanism for them to do so? Yes, potential contributors are encouraged to contact the authors of HAPI or submit a pull request on GitHub.