

Elasticity, Facilitation and Dynamic Heterogeneity in Glass Forming liquids

Misaki Ozawa¹ and Giulio Biroli¹

¹*Laboratoire de Physique de l'Ecole Normale Supérieure, ENS, Université PSL,
CNRS, Sorbonne Université, Université de Paris, F-75005 Paris, France*

We study the role of elasticity-induced facilitation on the dynamics of glass-forming liquids by a coarse-grained two-dimensional model in which local relaxation events, taking place by thermal activation, can trigger new relaxations by long-range elastically-mediated interactions. By simulations and an analytical theory, we show that the model reproduces the main salient facts associated with dynamic heterogeneity and offers a mechanism to explain the emergence of dynamical correlations at the glass transition. We also discuss how it can be generalized and combined with current theories.

Glass forming liquids display a huge slowing down of the dynamics, characterized by a relaxation time that grows by more than fourteen orders of magnitude when the temperature is reduced by just $2/3$ from its value at melting [1]. Whereas it is very difficult to find signatures of this dramatic change of behavior in static correlation functions, a clear signal emerges in dynamical spatial correlations and length-scales [2]. The associated concomitant growth of time and length-scales is reminiscent of critical slowing down at second-order phase transitions, and it is a hint of the collective nature of the relaxation processes underpinning glassy dynamics. This phenomenon, called dynamic heterogeneity (DH), has been a central one in the research on the glass transition both theoretically and experimentally [2]. However, a full understanding of DH, especially close to the glass transition, is still lacking.

In this respect, an important aspect is certainly dynamic facilitation [2]. This is the property by which a local region that undergoes relaxational motion in a super-cooled liquid, or in a similar slow relaxing material, gives rise to or facilitates a neighboring local region to move and relax subsequently. Clearly, facilitation must play an important role in the emergence of spatial dynamical correlations. Some theories advocate that facilitation provides a complete explanation of DH [3], whereas others suggest that it is part of a more complex dynamical process associated with the growth of a static length-scale [4] (see also the recent discussion in Ref. [5]). Despite its important role and the fact that facilitation has been observed in numerical simulations and experiments [2], the cause of dynamic facilitation in real systems has not been fully elucidated yet. A theory of glassy dynamics [3, 6, 7] posits the emergence of kinetic constraints and describes dynamical slowing down using Kinetically Constrained Models (KCM) [8]. In this case, facilitation is the main mechanism at play, however, its effect on dynamics is very dependent on the kind of kinetic constraint chosen, and a first-principle study of the mechanisms that would lead to specific kinetic constraints is currently lacking.

In this work, we address these issues by envisioning super-cooled liquids as solids that flow [9, 10]. We consider that close to the glass transition dynamics pro-

ceeds by local events that take place in a surrounding matrix which is solid on the time-scale over which the local event takes place. In consequence, the local relaxation event causes an elastic deformation in the surrounding. Such deformation changes the arrangements of the particles and can then make some nearby regions more prone to relaxation. The recent work [11] has shown that this elastic mechanism indeed leads to dynamic facilitation. Reference [12] has used elasticity theory to obtain an estimate of the energy scale associated with the dynamic facilitation theoretical scenario of Ref. [3]. Another series of works [13, 14] have concentrated on "softness" and elasticity as the fields that mediate facilitation. Here we study a coarse-grained model that encodes this "elasticity-induced facilitation". We show by numerical simulations and theoretical analysis that this mechanism allows us to capture the main salient facts associated with DH. Our model offers a starting point for a quantitative theory of dynamical correlations in glass-forming liquids, and it sheds new light on the theories of the glass transition.

Two different lines of research merge in our approach. The first one encompasses the numerical studies which have demonstrated the existence and the importance of dynamic facilitation in the slow dynamics of atomistic models of glass-forming liquids. These results were first obtained at temperatures close to the Mode-Coupling-Theory cross-over [7, 15] and then recently at lower temperatures (closer to the glass transition) [11, 16, 17]. The authors of Refs. [16, 17] have shown that dynamic facilitation is enhanced at lower temperatures and very likely plays an important role in the asymmetric relaxation spectra found in molecular liquid experiments [18]. Note that the mean-field facilitated trap models introduced in [19, 20] shares important conceptual similarities with the one studied in this work.

The other line of research to which our work is related highlights the role of elasticity and plasticity, two mechanisms characteristic of the solid phase, in the equilibrium dynamics of super-cooled liquids. Besides the works [11, 12] that we already mentioned, there is growing numerical evidence that long-range, anisotropic stress correlations emerge in isotropic quenched liquid [10, 21–24].

Such Eshelby-like patterns are expected to be screened by thermal fluctuations at finite temperatures with some length-scale which increases with decreasing temperature [25–27]. When this scale is large enough, one can envision the equilibrium dynamics of a super-cooled liquid as a solid that flows thanks to thermal fluctuations. In this scenario, which has been investigated numerically in Ref. [28] (see also Ref. [29]), plastic events activated by thermal fluctuations are responsible for equilibration and flow.

Glassy phenomenologies, in particular dynamic heterogeneity, have been universally observed in a wide variety of glassy materials such as metallic glasses, molecular liquids, polymers, and colloids, granular materials regardless of the details of the microscopic interactions [2] (and also for non time-reversible dynamics such as the one of granular media). This strongly suggests the essential physical ingredients that cause glassy dynamics emerge at a coarse-grained scale and can be captured within a coarse-grained simplified description. In consequence, we aim to study a coarse-grained model which encodes in the simplest way all these previous findings about elasticity, plasticity, thermal activation, and dynamic facilitation. The set of models that naturally fit this requirement are the elastoplastic models (EPMs). They have been extensively studied in the context of the rheology of amorphous solids under external loadings [30]. EPMs are very successful, even quantitatively, in describing rheology and yield transitions of amorphous materials, in particular, under steady-state shear [30, 31].

In this work, we focus on a scalar EPM in which plastic relaxation is not induced by external shear but by thermal activation. We study the observables used to probe equilibrium dynamics and DH of super-cooled liquids [2]. To the best of our knowledge, this research direction has not been explored, with the exception of a work by Bulatov and Argon [32], which considered only the energetic features of glass-forming liquids. The model we focus on, that we call EPM-Q, is defined on a $L \times L$ square lattice where each site represents a mesoscopic coarse-grained region of the equilibrium super-cooled liquid. To each site i we associate a local stress σ_i , a local energy barrier $\Delta E(\sigma_i)$ activating the plastic relaxation event [33–35], and an orientation $\psi_i \in (0, \pi/2]$ for the Eshelby elastic interaction. The following dynamical rules of the model encode the effects of local thermal activation, local plastic rearrangement, and long-range and anisotropic elastic interaction. At each time-step, we pick a site i at random uniformly among the L^2 sites. If $|\sigma_i|$ is greater than or equal to a threshold value $\sigma_c > 0$ then the site i rearranges with probability one, whereas if $|\sigma_i| < \sigma_c$ then the site i rearranges with probability $e^{-\Delta E(\sigma_i)/T}$, where T is the temperature. We set $\sigma_c = 1$ in this study. Because of this local plastic event, σ_i is updated by a local stress drop: $\sigma_i \rightarrow \sigma_i - \delta\sigma_i$, where $\delta\sigma_i = (z + |\sigma_i| - \sigma_c)\text{sgn}(\sigma_i)$; $z > 0$ is a random number drawn by a distribution $\rho(z)$.

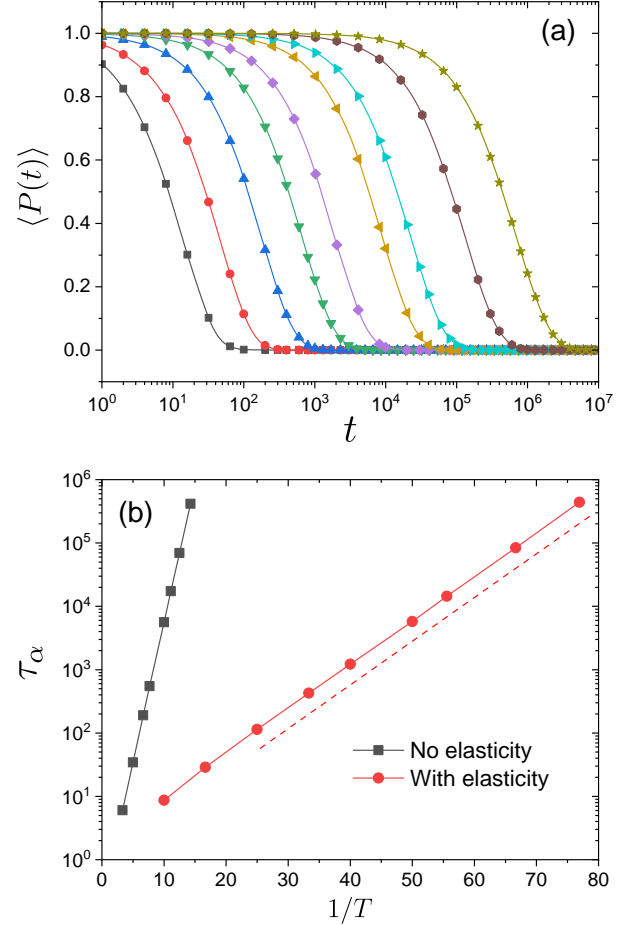


FIG. 1. (a): The average persistence function, $\langle P(t) \rangle$, for $T = 0.100, 0.060, 0.040, 0.030, 0.025, 0.020, 0.018, 0.015$, and 0.013 (from left to right). (b): The relaxation time τ_α for the models with (circle) and without (square) elastic interaction. τ_α is defined by $\langle P(\tau_\alpha) \rangle = 1/2$. The dashed straight line defines an (average) activation energy barrier, $\Delta E(\bar{\sigma}^{\text{act}})$.

The sign function $\text{sgn}(x)$ takes into account that if $\sigma_i > 0$ (or $\sigma_i < 0$) local yielding is activated by a barrier at σ_c (or $-\sigma_c$). The stress drop $\delta\sigma_i$ at site i is then redistributed on the surrounding sites using the Eshelby kernel [36] with the (random) orientation ψ_i . A new orientation is drawn uniformly at random after each plastic event. We repeat the above attempt L^2 times, which corresponds to the unit of time. Our choice of $\rho(z)$ and $\Delta E(\sigma)$ is based on previous literature that suggest the following forms [28, 34, 35, 37]:

$$\rho(z) = \frac{1}{z_0} e^{-z/z_0}, \quad \Delta E(\sigma) = K(\sigma_c - |\sigma|)^a, \quad (1)$$

where $a = 1.5$ [38, 39], and the mean value z_0 and the generalized stiffness K are set to one for simplicity [40]. We study systems with $L = 64$ and 128 , and we mainly show the results from $L = 64$ unless otherwise stated. All results presented in this paper are obtained in the sta-

tionary state. More detailed model descriptions are presented in the supplementary information (SI). We first present results on the bulk stationary dynamics. As in usual investigations of glassy dynamics, we have studied the intermediate scattering function [41]. To make the connection with studies on KCMs [6], and since it is particularly well-suited for lattice systems, we have also focused on the average of the persistence function $P(t) = \frac{1}{L^2} \sum_i p_i(t)$, where $p_i(t)$ is equal to one if the site i did not relax from time zero to time t and zero otherwise [42]. Both correlation functions behave in a qualitatively and quantitatively analogous way. We show the latter in Fig. 1(a) and the former in the SI.

Similarly to what is found for dynamical correlation functions in super-cooled liquids, $\langle P(t) \rangle$, where $\langle \dots \rangle$ is the time average at the stationary state, decays in an increasingly sluggish way the more one decreases the temperature T , thus capturing the slowing down of the dynamics. The shape of the relaxation function is simpler than the one of realistic liquid models. This is due to the simplicity of the model and can be cured by generalizing it, as we shall discuss later. By plotting the relaxation time τ_α (defined as $\langle P(\tau_\alpha) \rangle = 1/2$) as a function of $1/T$ in Fig. 1(b) we find that τ_α diverges in an Arrhenius way when lowering the temperature. For comparison, we also plot τ_α obtained from the model without elastic interactions, i.e., in the absence of stress redistribution. Remarkably, this relaxation time is larger, showing that elastic interactions substantially *diminish the energy barrier*. This is a direct evidence that elastic interactions facilitate and accelerate dynamics in the model. This conclusion is achieved thanks to the coarse-grained model approach we employ, where we can turn elasticity on and off. This is virtually impossible for molecular simulations since elasticity is an emergent property of a material. The second direct evidence is provided by studying the morphology of dynamical correlations. Figure 2 shows the patterns formed by the local persistence $p_i(t)$ at two different temperatures: clearly, the dynamics is spatially heterogeneous over lengths that increase when lowering the temperature. The patterns in Fig. 2 strongly resemble the ones found in realistic (atomistic, colloidal, granular) systems [2]. The counterparts of Fig. 2 in the absence of elastic interactions (not shown) display no spacial dynamical correlations at all.

To quantify dynamic heterogeneity we measure the dynamical susceptibility [43], $\chi_4(t) = L^2 (\langle P^2(t) \rangle - \langle P(t) \rangle^2)$, in Fig. 3(a). We observe essentially the same time and temperature evolution found in molecular dynamics simulation of super-cooled liquids [2]. To study the relationship between time and length scales, we plot the peak of χ_4 as a function of the logarithm of τ_α in Fig. 3(b). This curve displays a striking similarity with the ones obtained from experimental data [44]: after a fast increase during the first decades of slowing down, the increase of the dynamical

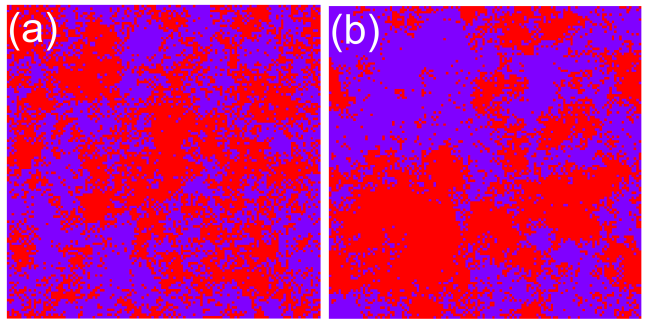


FIG. 2. Snapshots for local persistence, $p_i(\tau_\alpha)$, when $P(\tau_\alpha) \approx 1/2$ for $T = 0.040$ (a) and $T = 0.013$ (b), respectively. The system size is $L = 128$. Red and blue sites correspond to mobile ($p_i(\tau_\alpha) = 0$) and immobile ($p_i(\tau_\alpha) = 1$) sites, respectively.

correlation length becomes slower, possibly logarithmic, with respect to τ_α . This is a highly non-trivial result that can be found only in some tailored KCMs [6] and it has been argued to hold for the Random First Order Transition theory [45, 46]. In both cases, the bending shown in Fig. 3(b) is associated with cooperative dynamics. As we shall explain later, in our model, the reason is different (although it shares some similarities with KCMs), and it is purely due to facilitation.

We now offer a theoretical explanation for the phenomenological behavior presented above. Our starting point is the Kinetic Theory of plastic flow developed in Ref. [47]. Using translation invariance, one finds that the kinetic equations of Ref. [47] boils down in our case to the following Hébraud-Lequeux-like model [34, 48, 49] for the probability distribution $P(\sigma, t)$ of the local stress σ at a given site (see SI):

$$\frac{\partial P(\sigma, t)}{\partial t} = D(t) \frac{\partial^2 P(\sigma, t)}{\partial \sigma^2} - \nu(\sigma, \sigma_c) P(\sigma, t) + \Gamma(t) y(\sigma), \quad (2)$$

where the three terms on the RHS in Eq. (2) respectively correspond (from left to right) to (i) the redistribution of the stress due to elastic interactions, (ii) a loss term due to rearrangements that change the local value of σ , and (iii) a gain term due to rearrangements in which the local value of the stress becomes equal to σ after stress drops that take place with rate $\Gamma(t) = \int_{-\infty}^{\infty} d\sigma \nu(\sigma, \sigma_c) P(\sigma, t)$. The strength of the first term, $D(t)$, is related to the total relaxation rate by $D(t) = \alpha \Gamma(t)$ [47]. In our case, in which the Eshelby orientations are randomly oriented, $\alpha \simeq 0.110$ (see SI), whereas $\nu(\sigma, \sigma_c)$ reads:

$$\nu(\sigma, \sigma_c) = \frac{1}{\tau_0} \theta(|\sigma| - \sigma_c) + \frac{1}{\tau_0} e^{-\frac{\Delta E(\sigma)}{T}} \theta(\sigma_c - |\sigma|). \quad (3)$$

The first term on the RHS in Eq. (3) is due to spontaneous relaxation when the system is locally unstable (beyond σ_c or below $-\sigma_c$), whereas the second one is due to thermally activated relaxation [34]. Stationary

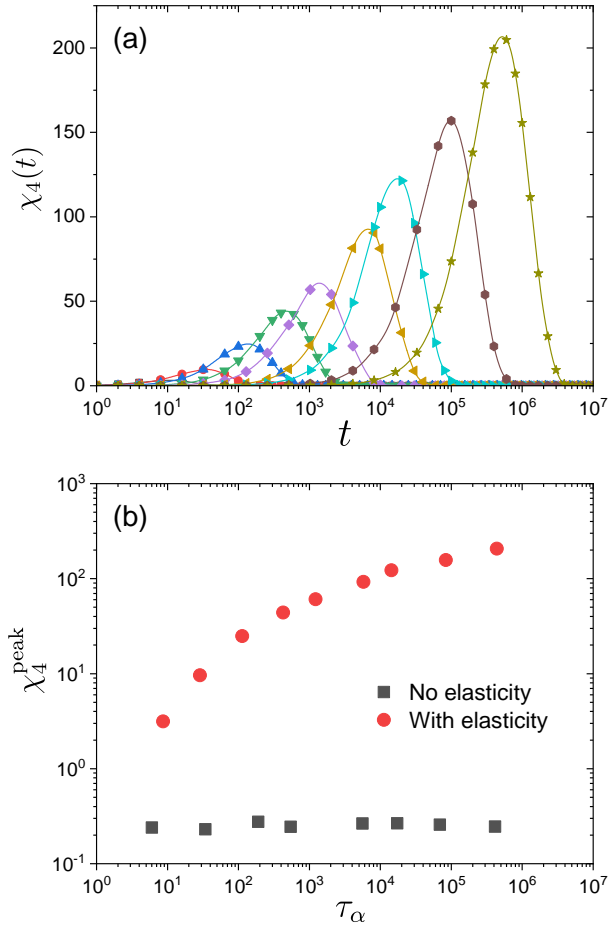


FIG. 3. (a): Time and temperature evolution of $\chi_4(t)$ for $T = 0.100, 0.060, 0.040, 0.030, 0.025, 0.020, 0.018, 0.015$, and 0.013 (from left to right). (b): The peak value of χ_4 as a function of τ_α for the models with (circle) and without (square) elastic interactions.

dynamics is described by a time-independent solution of Eq. (2). Thus from now on, we drop the time index t . As explained in the SI, we find that in the small temperature limit the stationary $P(\sigma)$ has a symmetric bell shape and is non-zero for $-\bar{\sigma} < \sigma < \bar{\sigma}$ with $\bar{\sigma}$ strictly less than σ_c . Its analytic expression is reported in the SI. We plot it in Fig. 4 as a dashed (black) line and compare it to $P(\sigma)$ obtained from numerical simulations of the two-dimensional model at different temperatures. The agreement is very good. Figure 4 numerically confirms that the support of $\lim_{T \rightarrow 0} P(\sigma)$ is within the interval $[-\bar{\sigma}, \bar{\sigma}]$ with $\bar{\sigma} < \sigma_c$, and show a numerical value of $\bar{\sigma}$ very close to the one we computed analytically. The stress $\bar{\sigma}$ defines the smallest typical energy barrier $\Delta E(\bar{\sigma})$. As shown in the SI, the latter determines the relaxation rate Γ for $T \rightarrow 0$:

$$\Gamma \simeq \frac{1}{\tau_0} e^{-\frac{\Delta E(\bar{\sigma})}{T}}, \quad (4)$$

where $1/\tau_0$ is the rate of plastic event. The above results

lead to a scenario in which there is a spatially heterogeneous distribution of local stresses given by $P(\sigma)$. This leads to a distribution of energy barriers in the system. The sites having the smallest barriers, corresponding to $|\sigma| \simeq \bar{\sigma}$, are the ones triggering rearrangements and controlling the relaxation time at small temperatures. Our numerical findings presented before fully agrees with this picture: indeed, the activation energy associated with the Arrhenius behavior in Fig. 1(b) corresponds to a stress $\bar{\sigma}^{\text{act}}$ through the relation, $\tau_\alpha \sim 1/\Gamma \sim e^{\Delta E(\bar{\sigma}^{\text{act}})/T}$, which is highlighted by the vertical arrow in Fig. 4 and is identical (or very close) to the edge $\bar{\sigma}$ of the support of the stress distribution. The effect of elasticity-induced facilitation on the relaxation time-scale, shown in Fig. 1(b), is correctly reproduced by our analysis of Eq. (2) which predicts $\tau_\alpha \sim 1/\Gamma \sim e^{\Delta E(0)/T}$ in absence of stress redistribution, hence a larger barrier $\Delta E(0) > \Delta E(\bar{\sigma}^{\text{act}})$ (see SI).

The above scenario also offers an explanation for the development of DH. Once a site with $|\sigma| \simeq \bar{\sigma}$ triggers a local rearrangement, stress is redistributed around and can lead to subsequent relaxations. This is how dynamic facilitation takes place. A simple (upper bound) argument allows us to rationalize the existence of larger dynamic heterogeneities and a growing length-scale at a small temperature: in order to induce dynamical correlations, the stress redistribution received by a given site should at least change the local barrier by a factor larger than T because only in this case the local relaxation time can change considerably. Since the stress redistribution is of order $1/r^d$ at a distance r in d spatial dimensions, this simple argument suggests that sites at linear distance $\ell < \xi(T)$, where $1/\xi^d(T) \sim T$, are dynamically correlated (this is actually only an upper bound on $\xi(T)$; developing a complete theoretical argument is left for future work). The spatial relaxation pattern at $t \simeq \tau_\alpha$ is therefore formed by dynamically correlated regions of size ξ^d , which as explained in Ref. [50], implies a peak of $\chi_4 \sim \xi^d \sim \frac{1}{T} \sim \log \tau_\alpha$. This conjectured behavior of χ_4 is in qualitative agreement with our numerical findings, and it indeed leads to bending in the log-log plot of χ_4 versus τ_α (see also SI). The mechanism described above for DH is different from the ones at play in KCMs [6] and argued to hold for the Random First Order Transition [45, 46]. Although EPM-Q shares some similarities with Kinetically Constrained Models, relaxation in EPM-Q is due to a combination of activation and elasticity instead of sub-diffusion of conserved rare defects [6]. In this new mechanism, avalanches of motion have a finite size and appears intermittently [51]. Determining from atomistic simulations of glass-forming liquids which one of these scenarios holds is a very interesting open challenge, see e.g., Refs. [7, 15, 17].

In summary, we have shown that the simple EPM-Q model, which encodes "elasticity-induced facilitation", is able to reproduce the salient features associated with the

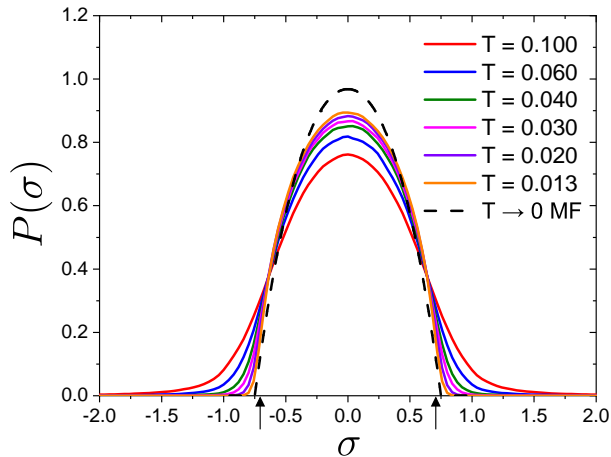


FIG. 4. Probability distribution function of the local stress, $P(\sigma)$. The dashed curve indicates the solution of the MF theory at $T \rightarrow 0$. The vertical arrows indicate the location of $\bar{\sigma}^{\text{act}}$ and $-\bar{\sigma}^{\text{act}}$ extracted from $\Delta E(\bar{\sigma}^{\text{act}})$ with the activation energy barrier in Fig. 1(a). Recall that $\sigma_c = 1$.

growth of dynamical correlation in glass-forming liquids. Some other important facts are instead missed, but as we argue below more realistic versions of the model should be able to capture them. There are, in fact, several research directions that stem from our work and are worth pursuing.

For instance, DH is not only associated with heterogeneity in space but also with stretched exponential relaxation [52]. In the EPM-Q presented in this study, there is no heterogeneity (or disorder) in the solid state, as all the parameters associated with local relaxation events (threshold stress σ_c , the constants z_0 and K in Eq. (1)) are the same on all sites. In a more realistic version, which takes into account the disorder of the amorphous solid [49], they should be random variables to be redrawn after a local relaxation. This would lead to a more heterogeneous distribution of barriers and hence of relaxation times, providing a possible mechanism for stretched relaxation. Furthermore, a more realistic model should also take into account that local stress relaxation is not instantaneous [53], and that a complete description should be tensorial instead of scalar [54, 55].

Another important generalization concerns the behavior of the relaxation time and the nature of the "local relaxation event". Even if the associated dynamical process were truly local and non-cooperative, the typical value of the local energy barriers could depend on the temperature. In fact, it is known that the elastic constants increase when decreasing temperature. As argued in Refs. [9, 56–59], this leads to a mean activation energy for the structural relaxation that increases approaching the glass transition. Combining these insights with our model (and hence introducing a realistic T dependence of K and σ_c) is certainly worth future studies, as it is a

simple way to describe DH and super-Arrhenius behavior at the same time. Another possibility is that the single (mesoscopic) site relaxation process of our model could actually correspond to a cooperative many-particle rearrangement as the one envisioned to take place in Random First Order Transition theory. Within this perspective, the local degrees of freedom in our model correspond to what has been called *activons* in Ref. [5] and are represented as local traps in Ref. [20]. It would be very interesting to generalize our model to combine the Random First Order Transition scenario for cooperative relaxation with elasticity-induced facilitation.

Finally, facilitation leads to avalanches of mobile particles, which are the building blocks of DH. EPMs have been fruitfully used to develop a scaling theory of avalanches in sheared amorphous solids [31]. The EPM-Q model paves the way for an analogous study of the avalanches of motion in super-cooled liquids [60].

Acknowledgments: We thank E. Agoritsas, L. Berthier, E. Bertin, J-P. Bouchaud, M. Cates, D. Frenkel, R. Jack, C. Liu, R. Mari, K. Martens, S. Rossi, S. Patinet, C. Scalliet, G. Tarjus, H. Yoshino, F. van Wijland, M. Wyart, and F. Zamponi for insightful discussions. This work was supported by grants from the Simons Foundation (#454935 Giulio Biroli).

-
- [1] Ludovic Berthier and Giulio Biroli, "Theoretical perspective on the glass transition and amorphous materials," *Reviews of modern physics* **83**, 587 (2011).
 - [2] Ludovic Berthier, Giulio Biroli, Jean-Philippe Bouchaud, Luca Cipelletti, and Wim van Saarloos, *Dynamical heterogeneities in glasses, colloids, and granular media*, Vol. 150 (OUP Oxford, 2011).
 - [3] David Chandler and Juan P Garrahan, "Dynamics on the way to forming glass: Bubbles in space-time," *Annual review of physical chemistry* **61**, 191–217 (2010).
 - [4] Sarika Maitra Bhattacharyya, Biman Bagchi, and Peter G Wolynes, "Facilitation, complexity growth, mode coupling, and activated dynamics in supercooled liquids," *Proceedings of the National Academy of Sciences* **105**, 16077–16082 (2008).
 - [5] Giulio Biroli and Jean-Philippe Bouchaud, "The rhot theory of glasses: Recent progress and open issues," *arXiv preprint arXiv:2208.05866* (2022).
 - [6] Juan P Garrahan, Peter Sollich, and Cristina Toninelli, "Kinetically constrained models," *Dynamical heterogeneities in glasses, colloids, and granular media* **150**, 111–137 (2011).
 - [7] Aaron S Keys, Lester O Hedges, Juan P Garrahan, Sharon C Glotzer, and David Chandler, "Excitations are localized and relaxation is hierarchical in glass-forming liquids," *Physical Review X* **1**, 021013 (2011).
 - [8] Felix Ritort and Peter Sollich, "Glassy dynamics of kinetically constrained models," *Advances in physics* **52**, 219–342 (2003).
 - [9] Jeppe C Dyre, "Colloquium: The glass transition and elastic models of glass-forming liquids," *Reviews of mod-*

- ern physics **78**, 953 (2006).
- [10] Anaël Lemaître, “Structural relaxation is a scale-free process,” *Physical review letters* **113**, 245702 (2014).
 - [11] Rahul N Chacko, François P Landes, Giulio Biroli, Olivier Dauchot, Andrea J Liu, and David R Reichman, “Elastoplasticity mediates dynamical heterogeneity below the mode coupling temperature,” *Physical Review Letters* **127**, 048002 (2021).
 - [12] Muhammad R Hasyim and Kranthi K Mandadapu, “A theory of localized excitations in supercooled liquids,” *The Journal of chemical physics* **155**, 044504 (2021).
 - [13] Samuel S Schoenholz, Ekin D Cubuk, Daniel M Sussman, Efthimios Kaxiras, and Andrea J Liu, “A structural approach to relaxation in glassy liquids,” *Nature Physics* **12**, 469–471 (2016).
 - [14] Indrajit Tah, Sean A Ridout, and Andrea J Liu, “Fragility in glassy liquids: A structural approach based on machine learning,” *arXiv preprint arXiv:2205.07187* (2022).
 - [15] Raphaël Candelier, Asaph Widmer-Cooper, Jonathan K Kummerfeld, Olivier Dauchot, Giulio Biroli, Peter Harrowell, and David R Reichman, “Spatiotemporal hierarchy of relaxation events, dynamical heterogeneities, and structural reorganization in a supercooled liquid,” *Physical review letters* **105**, 135702 (2010).
 - [16] Benjamin Guiselin, Camille Scalliet, and Ludovic Berthier, “Microscopic origin of excess wings in relaxation spectra of deeply supercooled liquids,” *Nature Physics* (in press) *arXiv preprint arXiv:2103.01569* (2021).
 - [17] Camille Scalliet, Benjamin Guiselin, and Ludovic Berthier, “Thirty milliseconds in the life of a supercooled liquid,” *arXiv preprint arXiv:2207.00491* (2022).
 - [18] N Menon, Kevin P O’Brien, Paul K Dixon, Lei Wu, Sidney R Nagel, Bruce D Williams, and John P Carini, “Wide-frequency dielectric susceptibility measurements in glycerol,” *Journal of non-crystalline solids* **141**, 61–65 (1992).
 - [19] Jean-Philippe Bouchaud, Alain Comtet, and Cécile Monthus, “On a dynamical model of glasses,” *Journal de Physique I* **5**, 1521–1526 (1995).
 - [20] Camille Scalliet, Benjamin Guiselin, and Ludovic Berthier, “Excess wings and asymmetric relaxation spectra in a facilitated trap model,” *The Journal of Chemical Physics* **155**, 064505 (2021).
 - [21] Anaël Lemaître, “Tensorial analysis of eshelby stresses in 3d supercooled liquids,” *The Journal of chemical physics* **143**, 164515 (2015).
 - [22] Sadrul Chowdhury, Sneha Abraham, Toby Hudson, and Peter Harrowell, “Long range stress correlations in the inherent structures of liquids at rest,” *The Journal of chemical physics* **144**, 124508 (2016).
 - [23] Hua Tong, Shiladitya Sengupta, and Hajime Tanaka, “Emergent solidity of amorphous materials as a consequence of mechanical self-organisation,” *Nature communications* **11**, 1–10 (2020).
 - [24] Yoshihiko Nishikawa, Misaki Ozawa, Atsushi Ikeda, Pinaki Chaudhuri, and Ludovic Berthier, “Relaxation dynamics in the energy landscape of glass-forming liquids,” *Physical Review X* **12**, 021001 (2022).
 - [25] Bin Wu, Takuya Iwashita, and Takeshi Egami, “Anisotropic stress correlations in two-dimensional liquids,” *Physical Review E* **91**, 032301 (2015).
 - [26] Manuel Maier, Annette Zippelius, and Matthias Fuchs, “Emergence of long-ranged stress correlations at the liquid to glass transition,” *Physical review letters* **119**, 265701 (2017).
 - [27] David Steffen, Ludwig Schneider, Marcus Müller, and Jörg Rottler, “Molecular simulations and hydrodynamic theory of nonlocal shear-stress correlations in supercooled fluids,” *The Journal of Chemical Physics* **157**, 064501 (2022).
 - [28] Matthias Lerbinger, Armand Barbot, Damien Vandembroucq, and Sylvain Patinet, “On the relevance of shear transformations in the relaxation of supercooled liquids,” *arXiv preprint arXiv:2109.12639* (2021).
 - [29] Yan-Wei Li, Yugui Yao, and Massimo Pica Ciamarra, “Local plastic response and slow heterogeneous dynamics of supercooled liquids,” *Physical Review Letters* **128**, 258001 (2022).
 - [30] Alexandre Nicolas, Ezequiel E Ferrero, Kirsten Martens, and Jean-Louis Barrat, “Deformation and flow of amorphous solids: Insights from elastoplastic models,” *Reviews of Modern Physics* **90**, 045006 (2018).
 - [31] Jie Lin, Edan Lerner, Alberto Rosso, and Matthieu Wyart, “Scaling description of the yielding transition in soft amorphous solids at zero temperature,” *Proceedings of the National Academy of Sciences* **111**, 14382–14387 (2014).
 - [32] VV Bulatov and AS Argon, “A stochastic model for continuum elasto-plastic behavior. ii. a study of the glass transition and structural relaxation,” *Modelling and Simulation in Materials Science and Engineering* **2**, 185 (1994).
 - [33] Ezequiel E Ferrero, Kirsten Martens, and Jean-Louis Barrat, “Relaxation in yield stress systems through elastically interacting activated events,” *Physical review letters* **113**, 248301 (2014).
 - [34] Marko Popović, Tom WJ de Geus, Wencheng Ji, and Matthieu Wyart, “Thermally activated flow in models of amorphous solids,” *arXiv preprint arXiv:2009.04963* (2020).
 - [35] Ezequiel E Ferrero, Alejandro B Kolton, and Eduardo A Jagla, “Yielding of amorphous solids at finite temperatures,” *Physical Review Materials* **5**, 115602 (2021).
 - [36] Guillemette Picard, Armand Ajdari, François Lequeux, and Lydéric Bocquet, “Elastic consequences of a single plastic event: A step towards the microscopic modeling of the flow of yield stress fluids,” *The European Physical Journal E* **15**, 371–381 (2004).
 - [37] Armand Barbot, Matthias Lerbinger, Anier Hernandez-Garcia, Reinaldo García-García, Michael L Falk, Damien Vandembroucq, and Sylvain Patinet, “Local yield stress statistics in model amorphous solids,” *Physical Review E* **97**, 033001 (2018).
 - [38] Craig E Maloney and Daniel J Lacks, “Energy barrier scalings in driven systems,” *Physical Review E* **73**, 061106 (2006).
 - [39] Yue Fan, Takuya Iwashita, and Takeshi Egami, “How thermally activated deformation starts in metallic glass,” *Nature communications* **5**, 1–7 (2014).
 - [40] Note that the dynamics of EPM-Q does not verify time-reversal symmetry (or detailed balance). This is not necessarily a major concern as no spontaneous activity is created at small temperature. Moreover, the phenomenology of DH is observed also for non time-reversible systems, e.g. granular media [2]. However, it is certainly a property that would be worth restoring in a more complete

version of the model.

- [41] Walter Kob and Hans C Andersen, “Testing mode-coupling theory for a supercooled binary lennard-jones mixture. ii. intermediate scattering function and dynamic susceptibility,” *Physical Review E* **52**, 4134 (1995).
- [42] Stephen Whitelam, Ludovic Berthier, and Juan P Garrahan, “Renormalization group study of a kinetically constrained model for strong glasses,” *Physical Review E* **71**, 026128 (2005).
- [43] Claudio Donati, Silvio Franz, Sharon C Glotzer, and Giorgio Parisi, “Theory of non-linear susceptibility and correlation length in glasses and liquids,” *Journal of non-crystalline solids* **307**, 215–224 (2002).
- [44] Cécile Dalle-Ferrier, Caroline Thibierge, Christiane Alba-Simionesco, Ludovic Berthier, Giulio Biroli, J-P Bouchaud, François Ladieu, Denis L’Hôte, and Gilles Tarjus, “Spatial correlations in the dynamics of glass-forming liquids: Experimental determination of their temperature dependence,” *Physical Review E* **76**, 041510 (2007).
- [45] Vassiliy Lubchenko and Peter G Wolynes, “Theory of structural glasses and supercooled liquids,” *Annu. Rev. Phys. Chem.* **58**, 235–266 (2007).
- [46] Giulio Biroli and Jean-Philippe Bouchaud, “The random first-order transition theory of glasses: A critical assessment,” *Structural Glasses and Supercooled Liquids: Theory, Experiment, and Applications*, 31–113 (2012).
- [47] Lydéric Bocquet, Annie Colin, and Armand Ajdari, “Kinetic theory of plastic flow in soft glassy materials,” *Physical review letters* **103**, 036001 (2009).
- [48] Pascal Hébraud and François Lequeux, “Mode-coupling theory for the pasty rheology of soft glassy materials,” *Physical review letters* **81**, 2934 (1998).
- [49] Elisabeth Agoritsas, Eric Bertin, Kirsten Martens, and Jean-Louis Barrat, “On the relevance of disorder in athermal amorphous materials under shear,” *The European Physical Journal E* **38**, 1–22 (2015).
- [50] Cristina Toninelli, Matthieu Wyart, Ludovic Berthier, Giulio Biroli, and Jean-Philippe Bouchaud, “Dynamical susceptibility of glass formers: Contrasting the predictions of theoretical scenarios,” *Physical Review E* **71**, 041505 (2005).
- [51] Note that although the EPM-Q suggests a mechanism in which there is first a local activated relaxation and then a subsequent avalanche of motion, in a more refined model, verifying time-reversibility, also the reverse process would be possible. Therefore, one should think in terms of finite size avalanches resulting from elasticity and activation, and not in terms of an initiator event and a subsequent avalanche.
- [52] Mark D Ediger, C Austen Angell, and Sidney R Nagel, “Supercooled liquids and glasses,” *The journal of physical chemistry* **100**, 13200–13212 (1996).
- [53] Kirsten Martens, Lydéric Bocquet, and Jean-Louis Barrat, “Spontaneous formation of permanent shear bands in a mesoscopic model of flowing disordered matter,” *Soft Matter* **8**, 4197–4205 (2012).
- [54] Alexandre Nicolas, Kirsten Martens, Lydéric Bocquet, and Jean-Louis Barrat, “Universal and non-universal features in coarse-grained models of flow in disordered solids,” *Soft matter* **10**, 4648–4661 (2014).
- [55] Zoe Budrikis, David Fernandez Castellanos, Stefan Sandfeld, Michael Zaiser, and Stefano Zapperi, “Universal features of amorphous plasticity,” *Nature communications* **8**, 1–10 (2017).
- [56] SV Nemilov, “Interrelation between shear modulus and the molecular parameters of viscous flow for glass forming liquids,” *Journal of non-crystalline solids* **352**, 2715–2725 (2006).
- [57] Tanguy Rouxel, “Thermodynamics of viscous flow and elasticity of glass forming liquids in the glass transition range,” *The Journal of chemical physics* **135**, 184501 (2011).
- [58] Stephen Mirigian and Kenneth S Schweizer, “Unified theory of activated relaxation in liquids over 14 decades in time,” *The Journal of Physical Chemistry Letters* **4**, 3648–3653 (2013).
- [59] Geert Kapteijns, David Richard, Eran Bouchbinder, Thomas B Schröder, Jeppe C Dyre, and Edan Lerner, “Does mesoscopic elasticity control viscous slowing down in glassforming liquids?” *The Journal of chemical physics* **155**, 074502 (2021).
- [60] Giulio Biroli, Misaki Ozawa, Marko Popović, Ali Tahaei, and Matthieu Wyart, Work in progress (2022).
- [61] Ludovic Berthier and Walter Kob, “The monte carlo dynamics of a binary lennard-jones glass-forming mixture,” *Journal of Physics: Condensed Matter* **19**, 205130 (2007).
- [62] Werner Krauth, *Statistical mechanics: algorithms and computations*, Vol. 13 (OUP Oxford, 2006).
- [63] Craig E Maloney and Anael Lemaitre, “Amorphous systems in athermal, quasistatic shear,” *Physical Review E* **74**, 016118 (2006).
- [64] Ratul Dasgupta, H George E Hentschel, and Itamar Procaccia, “Yield strain in shear banding amorphous solids,” *Physical Review E* **87**, 022810 (2013).
- [65] Eduardo Alberto Jagla, “Tensorial description of the plasticity of amorphous composites,” *Physical Review E* **101**, 043004 (2020).
- [66] Xiangyu Cao, Alexandre Nicolas, Denny Trimcev, and Alberto Rosso, “Soft modes and strain redistribution in continuous models of amorphous plasticity: the eshelby paradigm, and beyond?” *Soft matter* **14**, 3640–3651 (2018).
- [67] Ezequiel E Ferrero and Eduardo A Jagla, “Criticality in elastoplastic models of amorphous solids with stress-dependent yielding rates,” *Soft matter* **15**, 9041–9055 (2019).
- [68] Marko Popović, Tom WJ de Geus, and Matthieu Wyart, “Elastoplastic description of sudden failure in athermal amorphous materials during quasistatic loading,” *Physical Review E* **98**, 040901 (2018).
- [69] Saverio Rossi, Giulio Biroli, Misaki Ozawa, Gilles Tarjus, and Francesco Zamponi, “Finite-disorder critical point in the yielding transition of elasto-plastic models,” *arXiv preprint arXiv:2204.10683* (2022).
- [70] Francesco Arceri, François P Landes, Ludovic Berthier, and Giulio Biroli, “Glasses and aging: a statistical mechanics perspective,” *arXiv preprint arXiv:2006.09725* (2020).
- [71] Cécile Monthus and Jean-Philippe Bouchaud, “Models of traps and glass phenomenology,” *Journal of Physics A: Mathematical and General* **29**, 3847 (1996).

Elastoplastic model

We consider a two-dimensional lattice whose linear box length is L using the lattice constant as the unit of length. We employ a simple scalar description of an elastoplastic model. For each site, we assign local shear stress σ_i and local plastic strain γ_i^p at a position \mathbf{r}_i .

The dynamical rule for our simulation model is inspired by the Monte-Carlo dynamics in molecular simulations [61]. We pick a site, say i , up randomly among L^2 sites. If σ_i is greater (or lower) than or equal to a threshold $\sigma_c > 0$ (or $-\sigma_c < 0$), namely, $|\sigma_i| \geq \sigma_c$, this site shows a plastic event: $\sigma_i \rightarrow \sigma_i - \delta\sigma_i$, where $\delta\sigma_i$ is the local stress drop. In this paper, we use an uniform threshold, $\sigma_c = 1$. Instead, if $|\sigma_i| < \sigma_c$, with probability $e^{-\Delta E(\sigma_i)/T}$, where $\Delta E(\sigma_i)$ is a local energy barrier and T is the temperature, this site shows a plastic event: $\sigma_i \rightarrow \sigma_i - \delta\sigma_i$. This corresponds to a plastic rearrangement induced by a local thermal activation. We employ $\Delta E(\sigma_i) = (\sigma_c - |\sigma_i|)^a$ with $a = 3/2$ [38]. This specific form of the local energy barrier is suggested by molecular simulation studies [28, 39] and previous elastoplastic models under shear [34, 35]. The stress drop $\delta\sigma_i$ associated with a plastic event is a stochastic variable. In this paper, we use $\delta\sigma_i = (z + |\sigma_i| - \sigma_c)\text{sgn}(\sigma_i)$, where $\text{sgn}(x)$ is the sign function and $z > 0$ is a random number drawn by an exponential distribution, $p(z) = \frac{1}{z_0}e^{-z/z_0}$. z_0 is the mean value and we set $z_0 = 1$. This exponential distribution would be realistic according to molecular simulations in Ref. [37]. Due to the local stress drop, local plastic strain is updated as $\gamma_i^p \rightarrow \gamma_i^p + \delta\sigma_i/\mu$, where μ is the local shear modulus and we set $\mu = 1$.

A local plastic event at site i influences all other sites ($\forall j \neq i$) as

$$\sigma_j \rightarrow \sigma_j + G_{\mathbf{r}_{ji}}^{\psi_i} \delta\sigma_i, \quad (5)$$

where $\mathbf{r}_{ji} = \mathbf{r}_j - \mathbf{r}_i$ and $\psi_i \in [0, \pi/2)$ is a random orientation of the Eshelby kernel $G_{\mathbf{r}}^{\psi}$. Numerical implementation of $G_{\mathbf{r}}^{\psi}$ will be described below. Similar to the Monte-Carlo dynamics, we repeat the above attempt L^2 times, which corresponds to unit time.

For the initial condition, we draw the local stress σ_i ($\forall i$) by the Gaussian distribution with zero mean and the standard deviation $R = 1$, and we set $\gamma_i^p = 0$ ($\forall i$). To study dynamical properties at the steady-state, we monitor the waiting time dependence of correlation functions (see below), and we report various observables only at the steady-state, discarding the initial transient part.

We study $L = 64$ and $L = 128$ systems. We report mainly the results from $L = 64$ unless otherwise stated. For various observables such as correlation functions, we average over 10-40 and 5 independent trajectories for $L = 64$ and 128, respectively.

Note that our numerical implementation still has some room for improvement in terms of efficiency. Further

optimization of simulation codes, such as incorporating the Faster-than-the-clock algorithm [62] and efficient implementation of the Eshelby kernel, would enable us to study lower temperatures and larger system sizes, which will allow us to perform detailed finite-size scaling, etc. We leave such detailed studies for future investigation.

Rotation of Eshelby kernel

In supercooled liquids without external field, the Eshelby propagation are oriented in any direction [10, 25], unlike amorphous solids under shear where the Eshelbies tend to orient along the direction of shear [63, 64]. We incorporate this feature in our elastoplastic modeling while keeping the scalar description with the shear stress component. The method we introduce here is an approximated way compared with fully tensorial description [54, 55, 65]. Yet it captures essential features of elasticity, e.g., long-range and anisotropic interactions.

In two-dimensional continuous medium, the Eshelby kernel in real space, $G(\mathbf{r})$, for the shear stress component is given by

$$G(\mathbf{r}) = \frac{\cos(4\theta)}{\pi r^2}, \quad (6)$$

where θ is the angle between $\mathbf{r} = (x, y)$ and the x -axis, and $r = |\mathbf{r}|$. Now we rotate this kernel randomly with an angle $\psi \in [0, \pi/2)$:

$$G^\psi(\mathbf{r}) = \frac{\cos(4(\theta - \psi))}{\pi r^2}. \quad (7)$$

Note that due to symmetry it is enough to restrict ψ up to $\pi/2$. We then perform the Fourier transform [66] of Eq. (7):

$$\mathcal{F}\left[\frac{\cos(4(\theta - \psi))}{\pi r^2}\right] = \frac{1}{2} \cos(4(\varphi - \psi)), \quad (8)$$

where φ is the angle of the spherical coordinates in the Fourier space, namely, $\mathbf{q} = (q_x, q_y) = (q \cos(\varphi), q \sin(\varphi))$, where $q = |\mathbf{q}|$. This means that the rotation with the angle ψ in real space corresponds to the rotation ψ in the Fourier space.

As usual, we numerically implement the Eshelby kernel by using the expression in the Fourier space. First, we consider the standard case, $\psi = 0$. In the continuous space, the Fourier transform of the kernel $\hat{G}(\mathbf{q})$ is given by

$$\hat{G}(\mathbf{q}) = -\frac{4q_x^2 q_y^2}{(q_x^2 + q_y^2)^2}. \quad (9)$$

Since we study a finite discrete lattice system, we employ the Laplacian correction method [67]:

$$q_\alpha^2 \rightarrow 2 - 2 \cos(q_\alpha), \quad (10)$$

where $q_\alpha = \frac{2\pi n_\alpha}{L}$ ($\alpha = x, y$), with $n_\alpha = -L/2 + 1, \dots, L/2$ for a system of the linear box length L (even number). Thus we get the kernel $\hat{G}_{\mathbf{q}}$ in discrete Fourier space:

$$\hat{G}_{\mathbf{q}} = -\frac{4(1 - \cos(q_x))(1 - \cos(q_y))}{(2 - \cos(q_x) - \cos(q_y))^2}. \quad (11)$$

In order to take into account the rotation of the kernel, we rotate the axes in the Fourier space by ψ ,

$$q_x^\psi = \cos(\psi)q_x + \sin(\psi)q_y, \quad (12)$$

$$q_y^\psi = -\sin(\psi)q_x + \cos(\psi)q_y, \quad (13)$$

and we define

$$\hat{G}_{\mathbf{q}}^\psi = -\frac{4(1 - \cos(q_x^\psi))(1 - \cos(q_y^\psi))}{(2 - \cos(q_x^\psi) - \cos(q_y^\psi))^2}. \quad (14)$$

We then perform the inverse of the discrete Fourier transform to get the real space kernel on the lattice:

$$G_{\mathbf{r}}^\psi = \frac{1}{L^2} \sum_{\mathbf{q}} \hat{G}_{\mathbf{q}}^\psi e^{i\mathbf{q} \cdot \mathbf{r}}. \quad (15)$$

Next, we assign $G_{\mathbf{r}=\mathbf{0}}^\psi$ and $\hat{G}_{\mathbf{q}=\mathbf{0}}^\psi$ in order to fulfill desired physical conditions in isotropic liquids. In this situation, the total stress is conserved. To model this situation we impose $G_{\mathbf{r}=\mathbf{0}}^\psi = -1$ and $\hat{G}_{\mathbf{q}=\mathbf{0}}^\psi = 0$ numerically. The original kernel in Eq. (14) is only defined on $\mathbf{q} \neq \mathbf{0}$. Thus we introduce new kernel $\hat{G}_{\mathbf{q}}^{\prime\psi}$ for the numerical simulation:

$$\hat{G}_{\mathbf{q}}^{\prime\psi} = \begin{cases} \frac{\hat{G}_{\mathbf{q}}^\psi}{\mathcal{N}} & (\mathbf{q} \neq \mathbf{0}) \\ 0 & (\mathbf{q} = \mathbf{0}) \end{cases} \quad (16)$$

where $\mathcal{N} = -\frac{1}{L^2} \sum_{\mathbf{q} \neq \mathbf{0}} \hat{G}_{\mathbf{q}}^\psi > 0$. One can easily see that this new kernel $\hat{G}_{\mathbf{q}}^{\prime\psi}$ satisfies $G_{\mathbf{r}=\mathbf{0}}^{\prime\psi} = \frac{1}{L^2} \sum_{\mathbf{q}} \hat{G}_{\mathbf{q}}^{\prime\psi} = -1$ [68, 69].

We realized that a naive numerical implementation of the above method shows numerical instability. In particular, we found strong oscillations in $G_{\mathbf{r}}^{\prime\psi}$ along the x - and y -axes, except $\psi = 0$ and $\pi/4$ (not shown). In order to avoid this instability, we employ the fine grid method used in Ref. [54]. In this method, we prepare a finer lattice whose size is $2L \times 2L$. We associate one site in the original $L \times L$ lattice with four sites in the finer lattice. The inverse of the discrete Fourier transform is performed on the finer lattice, and we average over four sites to get the value for the corresponding site on the original lattice. Figure 5 shows $G_{\mathbf{r}}^{\prime\psi}$ for $\psi = 0, 0.3$ and $\pi/4$, obtained by the fine grid method, removing the numerical instability observed in the naive implementation.

Time correlation functions

To study glassy slow dynamics of the model, we measure several time correlation functions.

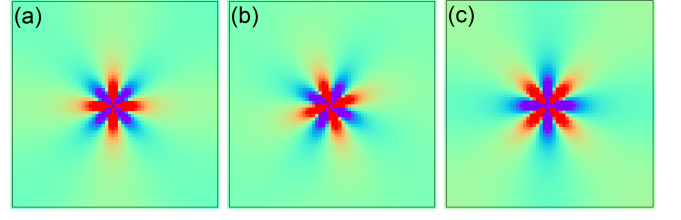


FIG. 5. Eshelby interaction kernel $G_{\mathbf{r}}^{\prime\psi}$ for $\psi = 0$ (a), $\psi = 0.3$ (b), and $\psi = \pi/4$ (c). Red and blue colors correspond to positive and negative values.

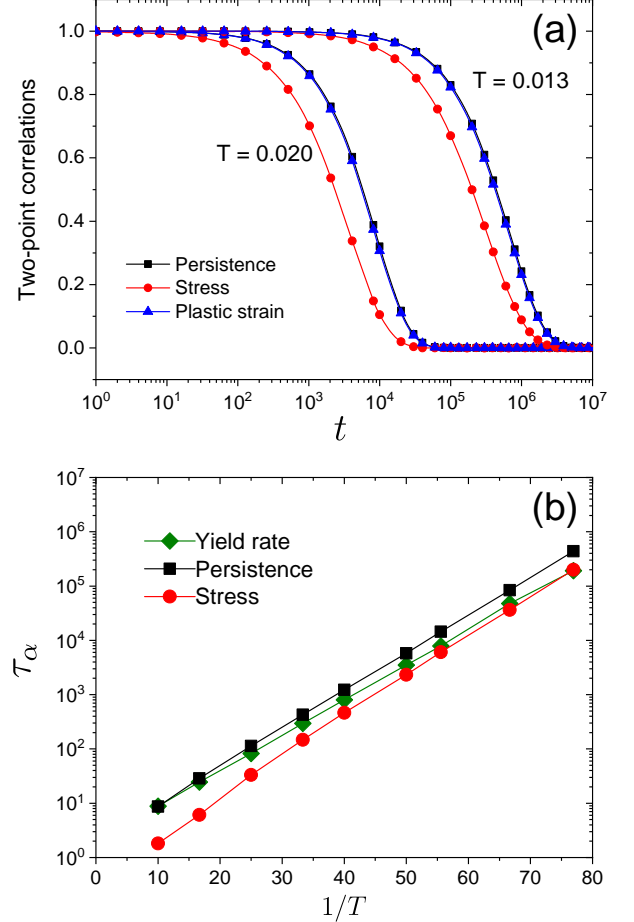


FIG. 6. (a): Three different two-point time correlation functions, $\langle P(t) \rangle$ (Persistence), $C_s(t)$ (Stress), and $C_p(t)$ (Plastic strain), for $T = 0.020$ (left) and $T = 0.013$ (right). (b): Relaxation time τ_α obtained from $\tau_\alpha = 1/\langle \Gamma \rangle$ (Yield rate), $\langle P(\tau_\alpha) \rangle = 1/2$ (Persistence), and $C_s(\tau_\alpha) = 1/2$ (Stress).

First, we consider the following two-point time correlation functions. The persistence correlation function, $\langle P(t) \rangle$, has been used widely in the context of kinetically constrained models [6]. $P(t)$ is defined by $P(t) = \frac{1}{L^2} \sum_i p_i(t)$, where $p_i(t) = 1$ if the site i did not show a plastic event until time t from $t = 0$, and $p_i(t) = 0$ otherwise. $\langle \dots \rangle$ denotes the time average at the stationary

state. We also measure the local stress auto-correlation function, $C_s(t)$, given by

$$C_s(t) = \frac{\sum_i \langle \sigma_i(t) \sigma_i(0) \rangle}{\sum_i \langle \sigma_i^2(0) \rangle}. \quad (17)$$

Besides, we compute a correlation function for the local plastic strain, $C_p(t)$, which is defined by

$$C_p(t) = \frac{1}{L^2} \sum_i \langle \cos(k\{\gamma_i^p(t) - \gamma_i^p(0)\}) \rangle, \quad (18)$$

where k is the wave number and we set $k = 2\pi$. $C_p(t)$ is an analog of the self-intermediate scattering function [41].

Figure 6(a) presents $\langle P(t) \rangle$, $C_s(t)$, and $C_p(t)$, for $T = 0.20$ and $T = 0.013$. We find that $\langle P(t) \rangle$ and $C_p(t)$ decay the same way in the temperature range we studied ($T = 0.100 - 0.013$), while $C_s(t)$ tend to decay slightly faster. This discrepancy would come from the fact that $C_s(t)$ contains stress fluctuations from both plastic events and stress variations in an elastic state (due to the stress redistribution), while the decay of $\langle P(t) \rangle$ and $C_p(t)$ originates solely from the plastic activities.

We then define the relaxation timescale τ_α at which these correlation functions decay to $1/2$ (e.g. $\langle P(\tau_\alpha) \rangle = 1/2$). Figure 6(b) shows the obtained τ_α versus $1/T$ plot, together with $1/\langle \Gamma \rangle$, where $\langle \Gamma \rangle$ is the yield rate. All definitions of τ_α follow the Arrhenius law with the essentially same activation energy barrier. We do not plot τ_α from $C_p(t)$, as it follows the same way as the one from $\langle P(t) \rangle$. To conclude, the Arrhenius temperature dependence presented in Fig. 1(b) in the main text is a robust feature irrespective of the definition of the timescale.

In addition to the two-point correlation functions, we measure a four-point correlations function [43], $\chi_4(t)$, defined by

$$\chi_4(t) = L^2 (\langle P^2(t) \rangle - \langle P(t) \rangle^2). \quad (19)$$

The time-temperature evolution of $\chi_4(t)$ is presented in Fig. 3(a) in the main text. It has a peak around the timescale of τ_α and the peak grows with decreasing temperature, reflecting the growth of dynamically correlated plastic activities. Figure 7 shows the peak, χ_4^{peak} , plotted as a function of the inverse temperature. As argued in the main text, $\chi_4^{\text{peak}} \sim 1/T$ is observed at lower temperatures.

Absence of non-stationary effect

Glassy systems show the waiting time t_w dependence [70]. Yet, in this paper, we focus on equilibrium, steady-state dynamics, where non-stationary effect is absent. To check its absence, we show the t_w dependence of $\langle P(t) \rangle$ and associated $\chi_4(t)$ in Fig. 8. We compute $\langle P(t) \rangle$ and $\chi_4(t)$ within the time intervals, $[1 \times 10^7, 2 \times 10^7]$ (denoted as $t_w = 1 \times 10^7$) and $[2 \times 10^7, 3 \times 10^7]$ ($t_w = 2 \times 10^7$),

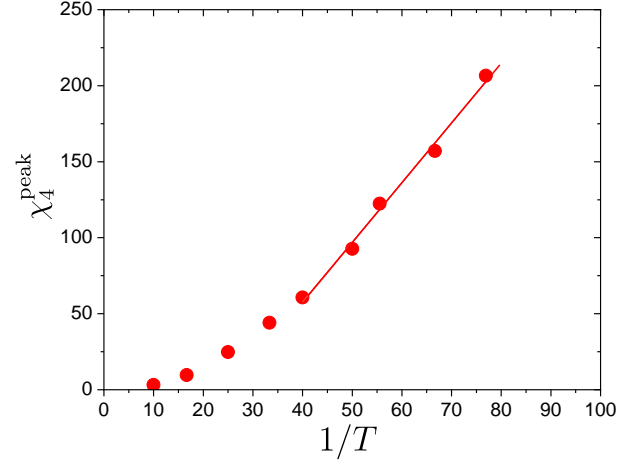


FIG. 7. The peak of χ_4 as a function of $1/T$. The solid line corresponds to a linear fit at lower temperatures.

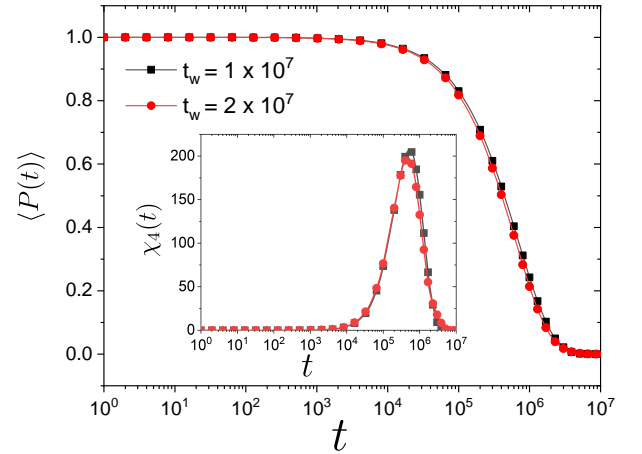


FIG. 8. Waiting time t_w dependence of $\langle P(t) \rangle$ for $T = 0.013$. Inset: The corresponding $\chi_4(t)$.

starting from the initial condition given by the Gaussian stress distribution. We confirm that the data for $t_w = 1 \times 10^7$ and $t_w = 2 \times 10^7$ match very well within our numerical accuracy, demonstrating that non-stationary effect is indeed absent.

Finite size effects

One might naively speculate that the concave curvature presented in the χ_4^{peak} versus τ_α plot in Fig. 3(b) in the main text originates from a finite size effect in dynamics. To assess this issue, we compare results from two system sizes, $L = 64$ and $L = 128$, in terms of τ_α and χ_4^{peak} in Fig. 9. We confirm that τ_α as well as χ_4^{peak} do not show a noticeable finite size effect within our numerical accuracy, which allows us to conclude that the

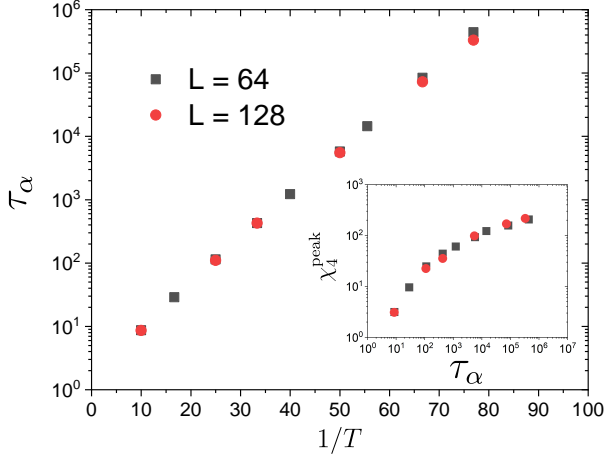


FIG. 9. System size dependence of τ_α obtained from $\langle P(\tau_\alpha) \rangle = 1/2$ for $L = 64$ and $L = 128$. Inset: The corresponding χ_4^{peak} versus τ_α plot.

curvature in Fig. 3(b) in the main text is a real physical feature caused by the mechanism of elastic interactions.

Dynamic facilitation

The data for χ_4 presented in Fig. 3 in the main text demonstrate the growth of dynamic heterogeneity with time and temperature. To get more insight into the physical mechanism, in Fig. 10, we show a sequence of local persistence maps (or mobility maps), characterizing the time evolution of dynamic heterogeneity. The time intervals are selected in a nearly logarithmic way. This visualization reveals the following phenomenology: A localized mobile site ($p_i(t) = 0$, red) induces other mobile sites in the neighbor region. These induced mobile sites again induce other mobile sites in nearby regions, showing a cascade or propagation of rearrangements, that is, the so-called dynamic facilitation [3, 7]. These plots show striking similarity with a recent extensive molecular simulation study at very low temperature [16]. On top of that, our results based on the elastoplastic modeling provide evidence that the elastic interaction causes dynamic facilitation.

Kinetic elastoplastic theory (KEP)

In the following, we apply the theory developed in Ref. [47] to the EPM-Q model. This allows us to obtain the value of α associated with the magnitude of elastic interactions, and it is the starting point of our analytical treatment.

In the approach [47], one considers the dynamical evo-

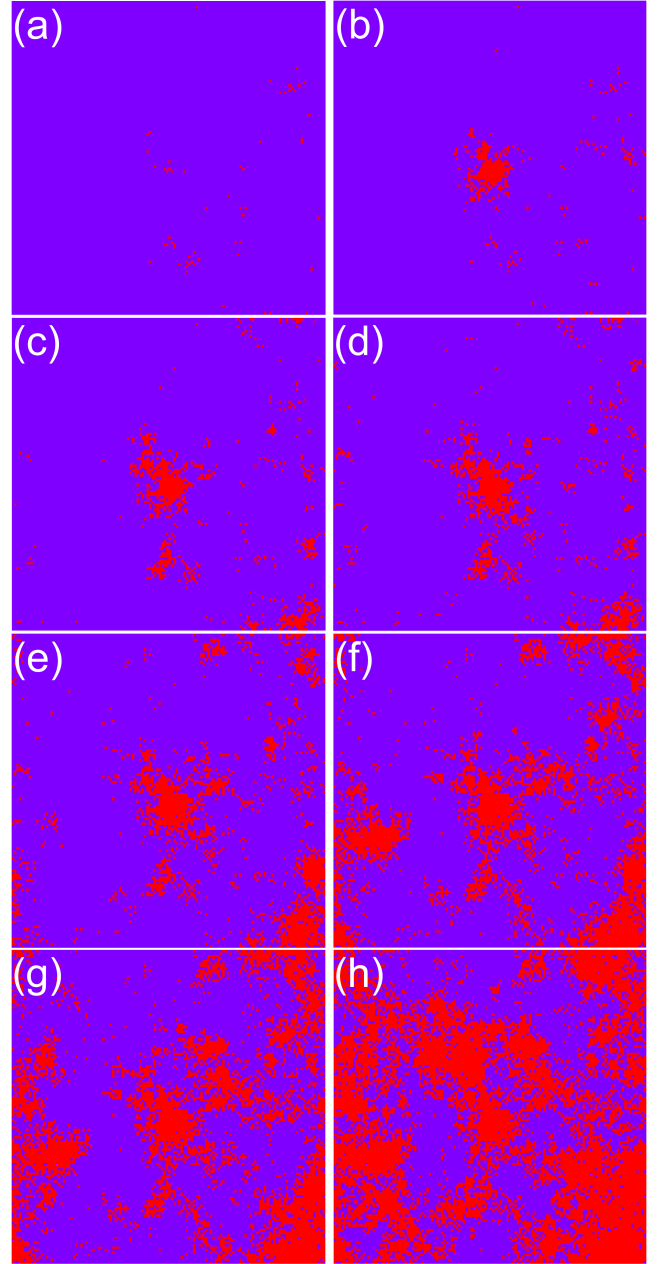


FIG. 10. Time evolution of snapshots for local persistence, $p_i(t)$, for $T = 0.013$ and $L = 128$. Red and blue sites correspond to mobile ($p_i(t) = 0$) and immobile ($p_i(t) = 1$) sites, respectively. The snapshot at $t = 0$ corresponds to $p_i(0) = 1$ ($\forall i$) (not shown). (a): $t = 2048$. (b): $t = 4096$. (c): $t = 8192$. (d): $t = 16384$. (e): $t = 32768$. (f): $t = 65536$. (g): $t = 1 \times 10^5$. (h): $t = 2 \times 10^5$.

lution of the probability distribution for each site i ,

$$\frac{\partial P_i(\sigma, t)}{\partial t} = -\nu(\sigma, \sigma_c) P_i(\sigma, t) + \Gamma_i(t) y(\sigma) + \mathcal{L}(P, P),$$

$$\mathcal{L}(P, P) = \sum_{j \neq i} \Gamma_j(t) (P_i(\sigma + \Delta\sigma_i, t) - P_i(\sigma, t)), \quad (20)$$

with $\Delta\sigma_i = G_{\mathbf{r}_{ij}}^{\psi_j} \delta\sigma_j$, where $\mathbf{r}_{ij} = \mathbf{r}_i - \mathbf{r}_j$ and ψ_j is the

rotation angle of the Eshelby kernel centered at the site j . The term $\mathcal{L}(P, P)$ corresponds to contributions of elastic propagation from plastic events at other sites. $\Gamma_i(t)$ corresponds to the rate of relaxations taking place at site i , and can be obtained self-consistently from $P_i(\sigma, t)$ (see below and Ref. [47]).

One further assumes that $\Delta\sigma_i$ is small and hence $\mathcal{L}(P, P)$ can be expanded up to the second order:

$$\begin{aligned} \mathcal{L}(P, P) \simeq & \left(\sum_{j \neq i} \Gamma_j(t) G_{\mathbf{r}_{ij}}^{\psi_j} \delta\sigma_j \right) \frac{\partial P_i(\sigma, t)}{\partial \sigma} \\ & + \left(\frac{1}{2} \sum_{j \neq i} \Gamma_j(t) \left(G_{\mathbf{r}_{ij}}^{\psi_j} \delta\sigma_j \right)^2 \right) \frac{\partial^2 P_i(\sigma, t)}{\partial \sigma^2}. \end{aligned} \quad (21)$$

The coefficient of the first term of RHS in Eq. (21) vanishes in isotropic fluids because $\delta\sigma_j$ can be positive and negative in a symmetric way. Instead, the second term, together with Eq. (20) provides an effective diffusion constant, leading to the equation:

$$\begin{aligned} \frac{\partial P_i(\sigma, t)}{\partial t} = & -\nu(\sigma, \sigma_c) P_i(\sigma, t) + \Gamma_i(t) y(\sigma) + \\ & + D_i(t) \frac{\partial^2 P_i(\sigma, t)}{\partial \sigma^2}, \end{aligned} \quad (22)$$

where

$$D_i(t) = \frac{1}{2} \sum_{j \neq i} \Gamma_j(t) \left(G_{\mathbf{r}_{ij}}^{\psi_j} \delta\sigma_j \right)^2. \quad (23)$$

Considering a uniform situation, where $D_i(t) \rightarrow D(t)$ and $\Gamma_j(t) \rightarrow \Gamma(t)$ one obtains (skipping now the spatial index i)

$$\begin{aligned} \frac{\partial P(\sigma, t)}{\partial t} = & D(t) \frac{\partial^2 P(\sigma, t)}{\partial \sigma^2} - \nu(\sigma, \sigma_c) P(\sigma, t) \\ & + \Gamma(t) y(\sigma), \end{aligned} \quad (24)$$

where $D(t) = \alpha \Gamma(t)$ with

$$\alpha = \frac{1}{2} \sum_{j \neq i} \left(G_{\mathbf{r}_{ij}}^{\psi_j} \delta\sigma_j \right)^2. \quad (25)$$

We approximate this further as follows (similarly to Ref. [47]):

$$\alpha \simeq \frac{\sigma_0^2}{2} \sum_{j \neq i} \left(G_{\mathbf{r}_{ij}}^{\psi_j} \right)^2 = \frac{\sigma_0^2}{\pi} \int_0^{\frac{\pi}{2}} d\psi \sum_{j \neq i} \left(G_{\mathbf{r}_{ij}}^{\psi} \right)^2. \quad (26)$$

We evaluate numerically Eq. (26) by using the Eshelby kernel in Eq. (16), which provides us with $\alpha = 0.110$.

Analytical theory

In the following, we first obtain the steady state equation, and then present its solution in the regime of low temperatures. We then discuss elasticity-induced facilitation within the mean-field theory.

Steady state equation

Equation (24) resembles the one of Hébraud-Lequeux-like mean-field models [48, 49]. Since $P(\sigma, t)$ and $y(\sigma)$ are normalized, $\int_{-\infty}^{\infty} d\sigma P(\sigma, t) = 1$ and $\int_{-\infty}^{\infty} d\sigma y(\sigma) = 1$, by integrating Eq. (24) over σ one obtains the expression for the yield rate,

$$\Gamma(t) = \int_{-\infty}^{\infty} d\sigma \nu(\sigma, \sigma_c) P(\sigma, t). \quad (27)$$

For the original Hébraud-Lequeux model at zero temperature [48], $\nu(\sigma, \sigma_c) = \frac{1}{\tau_0} \theta(|\sigma| - \sigma_c)$ and $y(\sigma) = \delta(\sigma)$ were employed, where $1/\tau_0$ is the rate of plastic event and $\delta(x)$ is the Dirac's delta function. Following the numerical simulations of the two-dimensional model described above, we consider thermal activation [34] and exponential local stress drop, given by

$$\nu(\sigma, \sigma_c) = \frac{1}{\tau_0} \theta(|\sigma| - \sigma_c) + \frac{1}{\tau_0} e^{-\frac{\Delta E(\sigma)}{T}} \theta(\sigma_c - |\sigma|), \quad (28)$$

$$y(\sigma) = \frac{1}{\mathcal{N}} e^{(|\sigma| - \sigma_c)/\sigma_0} \theta(\sigma_c - |\sigma|), \quad (29)$$

where $\Delta E(\sigma) = (\sigma_c - |\sigma|)^a$ is the local energy barrier and $\mathcal{N} = 2\sigma_0(1 - e^{-\sigma_c/\sigma_0})$ is the normalization factor.

We then consider the steady state solution with $\lim_{t \rightarrow \infty} P(\sigma, t) = P(\sigma)$, $\lim_{t \rightarrow \infty} \Gamma(t) = \Gamma$, and $\lim_{t \rightarrow \infty} D(t) = D$. Therefore, Eq. (24) for the steady state becomes

$$\alpha \Gamma \frac{\partial^2 P(\sigma)}{\partial \sigma^2} - \nu(\sigma, \sigma_c) P(\sigma) + \Gamma y(\sigma) = 0. \quad (30)$$

Since $P(\sigma)$ is symmetric in thermal equilibrium, we consider only the $\sigma \geq 0$ case.

Low T solution

We consider Eq. (30) at very low temperature. We assume that $\Gamma \simeq \frac{1}{\tau_0} e^{-\bar{E}/T}$ for $T \rightarrow 0$, where \bar{E} is an energy barrier, and then check a posteriori the validity of this assumption (and also determine \bar{E}). For the analysis of Eq. (30) it is useful to define a stress value $\bar{\sigma}$ as the stress associated with \bar{E} through the equation $\bar{E} = \Delta E(\bar{\sigma})$. There are three different regimes to study separately.

Regime I: $0 \leq \sigma < \bar{\sigma}$. In this case $\nu(\sigma, \sigma_c)/\Gamma \simeq e^{-(\Delta E(\sigma) - \Delta E(\bar{\sigma}))/T} \rightarrow 0$ when $T \rightarrow 0$, which means that the second term in Eq. (30) can be neglected at very low temperature. We thus get

$$\alpha \frac{\partial^2 P(\sigma)}{\partial \sigma^2} + \frac{e^{(\sigma - \sigma_c)/\sigma_0}}{\mathcal{N}} = 0. \quad (31)$$

We solve Eq. (31) at $T \rightarrow 0$ with the boundary conditions, $\lim_{\sigma \rightarrow \bar{\sigma}} P(\sigma) = 0$ and $\lim_{\sigma \rightarrow 0} \frac{\partial P(\sigma)}{\partial \sigma} = 0$. We note that unlike the standard Hébraud-Lequeux model with

$y(\sigma) = \delta(\sigma)$, we assume that $P(\sigma)$ is smooth at $\sigma = 0$ because our $y(\sigma)$ in Eq. (29) does not involve a singularity at $\sigma = 0$.

We then obtain the expression for $P(\sigma)$:

$$P(\sigma) = \frac{\sigma_0^2}{\alpha \mathcal{N}} \left(e^{(\bar{\sigma} - \sigma_c)/\sigma_0} - e^{(\sigma - \sigma_c)/\sigma_0} \right) + \frac{\sigma_0 e^{-\sigma_c/\sigma_0}}{\alpha \mathcal{N}} (\sigma - \bar{\sigma}). \quad (32)$$

$P(\sigma)$ with specific values of parameters (see below) is plotted in Fig. 11(a).

With the normalization, $\frac{1}{2} = \int_0^{\bar{\sigma}} d\sigma P(\sigma)$, we get

$$\frac{1}{2} = \frac{\sigma_0^2 e^{(\bar{\sigma} - \sigma_c)/\sigma_0}}{\alpha \mathcal{N}} (\bar{\sigma} - \sigma_0) + \frac{\sigma_0 e^{-\sigma_c/\sigma_0}}{\alpha \mathcal{N}} \left(\sigma_0^2 - \frac{\bar{\sigma}^2}{2} \right),$$

which determines the relation between $\bar{\sigma}$ and α , as given by

$$\alpha = \frac{\sigma_0(\bar{\sigma} - \sigma_0)e^{(\bar{\sigma} - \sigma_c)/\sigma_0} + (\sigma_0^2 - \bar{\sigma}^2/2)e^{-\sigma_c/\sigma_0}}{1 - e^{-\sigma_c/\sigma_0}}. \quad (33)$$

This solution with $\sigma_c = \sigma_0 = 1$ is shown in Fig. 11(b). Using the value of α determined previously ($\alpha = 0.110$), this gives $\bar{\sigma} = 0.749$. These values are reported in Fig. 11 and used in Fig. 4 of the main text.

Regime II: $\bar{\sigma} < \sigma < \sigma_c$. In this case the first term of the RHS of Eq. (30) can be dropped because it is exponentially smaller than the second one. In consequence, the equation simplifies to

$$-\nu(\sigma, \sigma_c)P(\sigma) + \Gamma y(\sigma) = 0. \quad (34)$$

which implies that in Regime II the steady state distribution reads:

$$P(\sigma) = e^{-\frac{(\Delta E(\bar{\sigma}) - \Delta E(\sigma))}{T}} y(\sigma), \quad (35)$$

which is exponentially small at low T .

Regime III: $\sigma_c \leq \sigma$. In this case the third term of the RHS of Eq. (30) is zero. In consequence, the equation simplifies to

$$\alpha \Gamma \frac{\partial^2 P(\sigma)}{\partial \sigma^2} - \frac{1}{\tau_0} P(\sigma) = 0. \quad (36)$$

By imposing continuity at $\sigma = \sigma_c$ and normalizability, one therefore finds:

$$P(\sigma) = e^{-\frac{\Delta E(\bar{\sigma}) - \Delta E(\sigma_c)}{T}} y(\sigma_c) \exp \left[-\frac{\sigma - \sigma_c}{\sqrt{\alpha e^{-\Delta E(\bar{\sigma})/T}}} \right],$$

which implies a fast decay to zero in Regime III from an already very small value. This regime is therefore completely negligible.

We can finally check self-consistently our initial assumption by computing Γ using the solution we found.

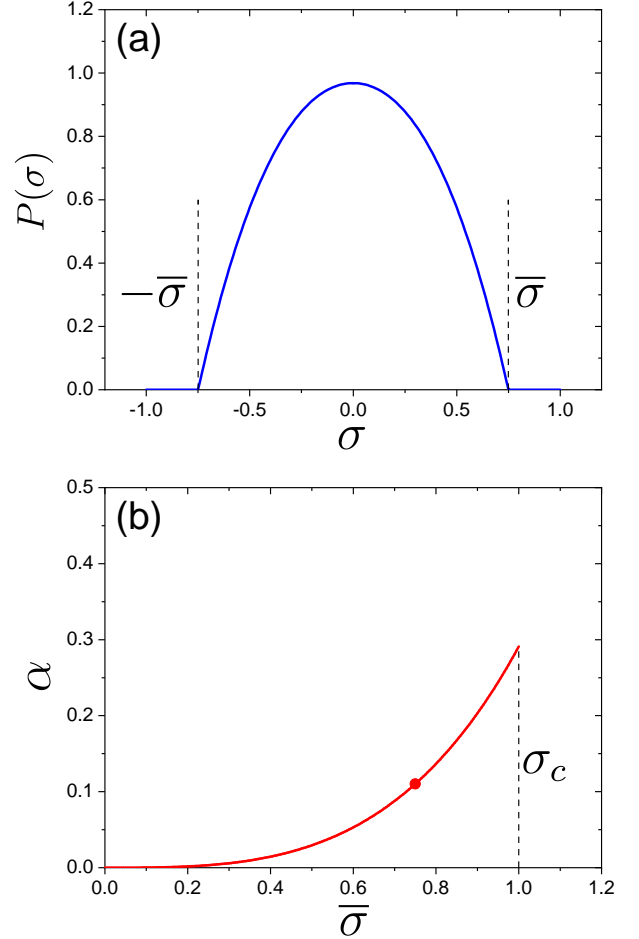


FIG. 11. Mean-field elastoplastic model results with $\sigma_c = \sigma_0 = 1$. (a): $P(\sigma)$ obtained by Eq. (32) with $\bar{\sigma} = 0.749$ and $\alpha = 0.110$ whose values are estimated by KEP. (b): The α versus $\bar{\sigma}$ plot obtained Eq. (33). The circle point corresponds to the prediction by KEP.

By decomposing the integral in Eq. (27) in the three regimes, one finds that the third one gives a negligible contribution. The first one gives

$$\int_{-\bar{\sigma}}^{\bar{\sigma}} d\sigma \frac{1}{\tau_0} e^{-\frac{\Delta E(\sigma)}{T}} P(\sigma). \quad (37)$$

This integral is dominated by integration around the edges because the exponentially small term is exponentially larger there. Up to exponential accuracy, it gives a contribution that is of the order $e^{-\frac{\Delta E(\bar{\sigma})}{T}} = e^{-\frac{\bar{E}}{T}}$, which is indeed the one we assumed in the very first place. Physically this contribution corresponds to relaxations due to the sites with the typical smallest barriers.

The second regime also gives a contribution $e^{-\frac{\bar{E}}{T}}$ since in the integral,

$$2 \int_{\bar{\sigma}}^{\sigma_c} d\sigma \frac{1}{\tau_0} e^{-\frac{\Delta E(\sigma)}{T}} e^{-\frac{(\Delta E(\bar{\sigma}) - \Delta E(\sigma))}{T}} y(\sigma),$$

the factor $e^{-\frac{\Delta E(\bar{\sigma})}{T}} = e^{-\frac{\bar{E}}{T}}$ can be plugged out and the all the others terms give a multiplicative contribution of the order of one. This concludes the analysis of the steady state solution.

Relaxation time-scale and Elasticity-induced facilitation

We discuss the role of elasticity-induced facilitation on the relaxation time-scale within the framework of the mean-field theory presented above. In particular, we discuss how the magnitude of stress redistribution or elastic interaction characterized by α modifies the energy barrier $\Delta E(\bar{\sigma})$ governing the relaxation time.

First, we consider the case in which there is no elasticity (hence no facilitation) by eliminating the stress redistribution term, i.e., $\mathcal{L}(P, P) = 0$ in Eq. (20). The corresponding equation on the local stress distribution is therefore:

$$\frac{\partial P_i(\sigma, t)}{\partial t} = -\nu(\sigma, \sigma_c)P_i(\sigma, t) + \Gamma_i(t)y(\sigma). \quad (38)$$

This is like a trap model equation [71]. At low tempera-

ture the steady state solution (for each site) is simply

$$P(\sigma) = \frac{\Gamma}{\nu(\sigma, \sigma_c)}y(\sigma),$$

which leads to an exponentially peaked distribution around zero (decreasing as fast as $e^{-\frac{\Delta E(\sigma)}{T}}$ going away from zero). The value of Γ is therefore simply given by $\Gamma \sim e^{-\frac{\Delta E(0)}{T}}$. Recall that $\Delta E(\sigma)$ is a decreasing function of σ for $\sigma \geq 0$. In consequence, we find the phenomenon shown in Fig. 1(b) and discussed in the main text: elasticity reduces the effective energy barrier and hence the relaxation timescale. Within our analysis this corresponds to the change from $\Delta E(0)$ to $\Delta E(\bar{\sigma})$. This can also be seen from the general solution presented in Fig. 11. With decreasing α (which characterizes the magnitude of elastic interaction), $\bar{\sigma}$ decreases and hence $P(\sigma)$ becomes more narrow peaked. Concomitantly, the energy barrier $\Delta E(\bar{\sigma})$ increases. When α goes to zero, $\bar{\sigma}$ also becomes zero.

To conclude, our mean-field theoretical analysis naturally explains the facilitation mechanism caused by elasticity.