
FREQUENCY DISTRIBUTION OF PRIME NUMBERS BETWEEN AN INTEGER AND ITS SQUARE: A CASE STUDY

Tashreef Muhammad

Department of Computer Science and Engineering
Ahsanullah University of Science and Technology
Dhaka, Bangladesh
tashreef.cse@aust.edu

G. M. Shahariar

Department of Computer Science and Engineering
Ahsanullah University of Science and Technology
Dhaka, Bangladesh
shahariar_shibli.cse@aust.edu

Tahsin Aziz

Department of Computer Science and Engineering
Ahsanullah University of Science and Technology
Dhaka, Bangladesh
tahsinaziz.cse@aust.edu

Mohammad Shafiul Alam

Department of Computer Science and Engineering
Ahsanullah University of Science and Technology
Dhaka, Bangladesh
shafiul.cse@aust.edu

September 27, 2022

ABSTRACT

The chronicle of prime numbers travel back thousands of years in human history. Not only the traits of prime numbers have surprised people, but also all those endeavors made for ages to find a pattern in the appearance of prime numbers has been captivating them. Until recently, it was firmly believed that prime numbers do not maintain any pattern of occurrence among themselves. This statement is conferred not to be completely true. This paper is also an attempt to discover a pattern in the occurrence of prime numbers. This work intends to introduce some mathematical well-known equations that point to the existence of a simplistic pattern in the number of primes within the range of a number and its square. We assume that the rigorous evaluation of the perceived pattern may benefit in many aspects such as applications of encryption, algorithms concerning prime numbers, and many more.

Keywords Prime Numbers · Prime Number Count

1 Introduction

The ancient Greek mathematicians were the first ones to inquire broadly about prime numbers and their characteristics. The mathematicians of Pythagoras's school (500 BC to 300 BC) conceived the idea of a number being prime and enticed in *perfect* as well as *amicable* numbers [1]. Mathematicians throughout the times have adjudicated vigorously to unhitch mysteries about prime numbers. As a result, some properties of prime numbers like twin primes and cousin primes are distinguished. However, the properties are, the concept of pattern in the number of primes has always perplexed many.

Prime numbers were discovered a long time ago, but it is only in recent years that a pattern is observed in the last digit of prime numbers. In [2], it is affirmed that the last digit of a prime number tends to avoid recurring in consecutive primes. Many people refer it as "conspiracy among primes" [3]. This paper explains the observation that the number of times prime numbers befalling in a specific range can follow a pattern. The following claim can be observed in Figure 1.

In the range $[x, x^2]$; where $x \in \mathbf{N}$,
the number of primes occurring follows a pattern that can be represented by a continuous curve.

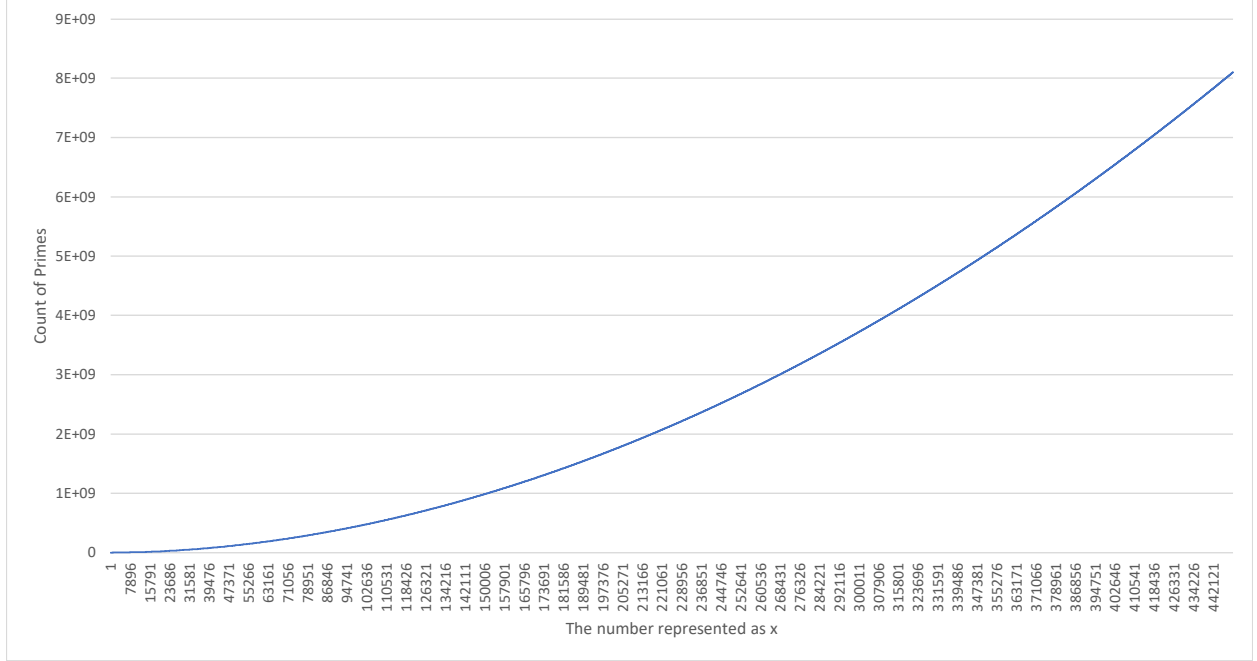


Figure 1: Count of Primes Vs. Value of x

2 Contribution

The curve depicted in Figure 1 turns out to be perpetual which implies that there is a higher probability of denoting it using an equation. The observation after further research is that the ratio of range interval that is, $x^2 - x$, and the number of primes within that range also appears as a continuous curve. This curve represented in Figure 2 resembles almost similar to a natural logarithmic curve. These remarkable details determine the presence of a somewhat pattern obvious in prime numbers.

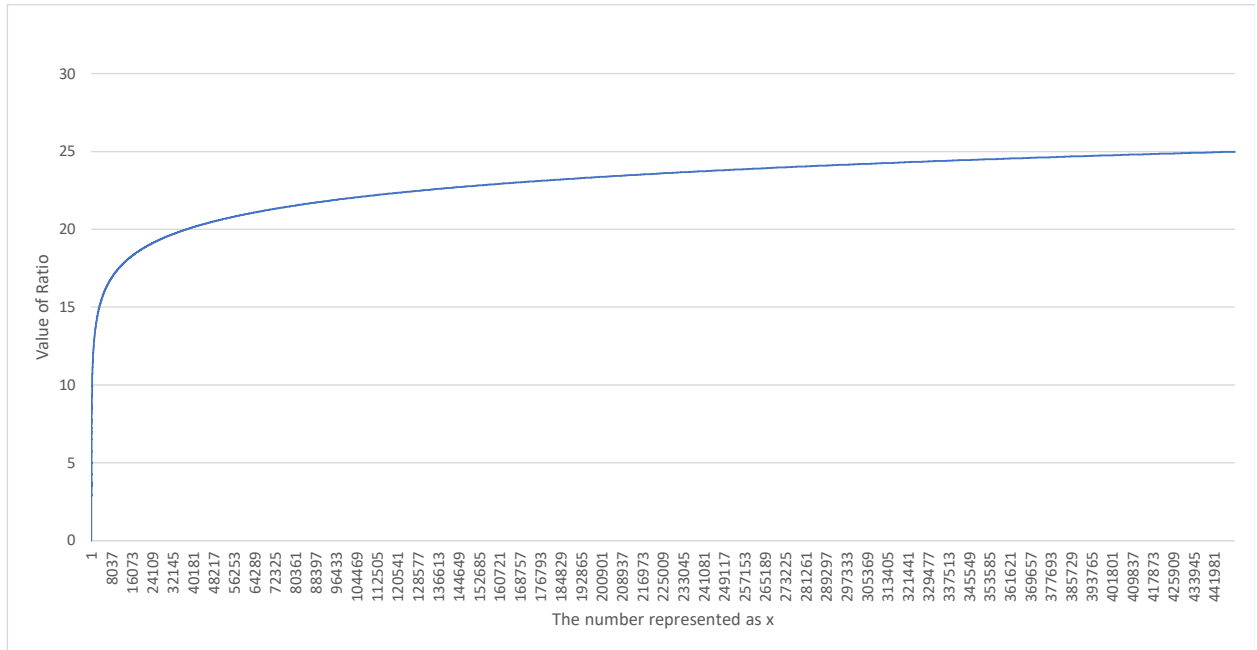


Figure 2: Count Ratio Vs. Value of x

Due to computational limitation, the pattern is only witnessed from $x = 2$ to $x = 449999$. $x = 1$ is intentionally left out in some cases as no primes fall in that range and produce undefined values. Nevertheless, bypassing only one value has a minor impact on the overall measurement. The outcome of the Figure 1 and Figure 2 guides to a foresight that presumably the pattern will pursue higher values.

The most alike mathematical analysis related to this subject is to predict a lower limit of the number of primes in the range $[x, x^2]$ derived from Bertrand's Postulate [4]. However, the derived equation provides a very low estimation. The observation is that the larger the numbers grow, the equation generates the higher Relative Error, and soon reaches 100%.

The diversity of prime count between two contiguous ranges exposed a property that is not so arbitrary. The deviation of values improved as the number of entries gets higher. However, the line in Figure 3 is approximately linear and follows a clear upward trend.

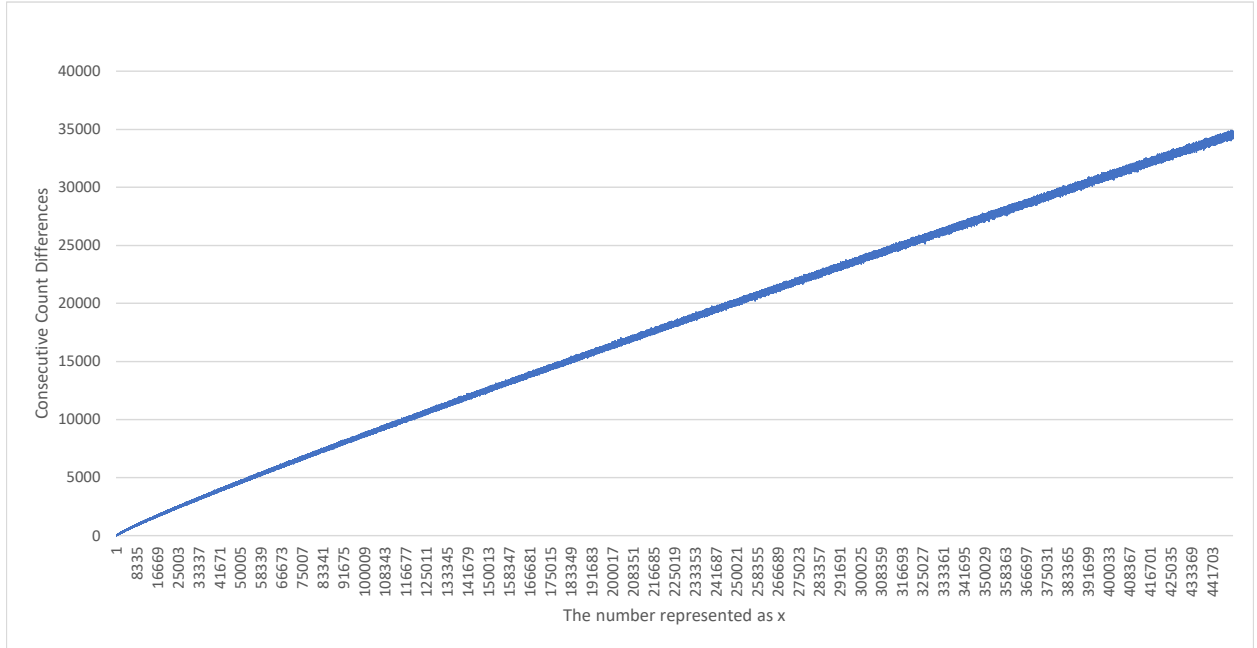


Figure 3: Count Difference Vs. Value of x

This paper also presents some approaches to predict the equation that satisfies the graphs in Figure 1, Figure 2 and Figure 3. The ratio curve visibly represents *logarithmic* characteristics. But for the prime count curve, multiple well-known functions are tried to fit for prediction such as *Power Series* function, *Hyperbolic* function, *Second Degree Polynomial* function and *Conics* function.

A *Custom Equation* (Equation: 13) is derived from Figure 2 to fit the number of primes count curve. Among all the techniques, the *Custom Equation* outperforms all the others with least **Average Relative Error** on all the points from $x = 2$ to $x = 449999$ being 0.01%. All the other equations have crossed the main curve except the curve generated from the *Second Degree Polynomial* function. It has highest **Average Relative Error** among all being 22.31%. The curve of *Second Degree Polynomial* function always stays below the main curve that provides a much better lower limit of the main prime count curve than the derived equation from Bertrand's Postulate [4].

3 Data Generation

Anaconda packages [5] were used for the programming language **Python** to generate the count of primes. Different python packages including *Pandas* [6], *NumPy* [7], *SymPy* [8] were also used for assistance in the generation procedure. A few generated data are presented in Table 1. Figure 1 is obtained from the fully generated data.

Table 1: Some Generated Prime Counts

The Number	Square of Number	Primes in the Range	The Number	Square of Number	Primes in the Range
2	4	2	312402	97595009604	4023029104
3	9	3	312403	97595634409	4023053647
4	16	4	312404	97596259216	4023078351
5	25	7	312405	97596884025	4023102967
6	36	8	312406	97597508836	4023127709
7	49	12	312407	97598133649	4023152334
8	64	14	312408	97598758464	4023177020
9	81	18	312409	97599383281	4023201611
10	100	21	312410	97600008100	4023226447
11	121	26	312411	97600632921	4023251108
12	144	29	312412	97601257744	4023275787
13	169	34	312413	97601882569	4023300478
14	196	38	312414	97602507396	4023325121
15	225	42	312415	97603132225	4023349935
16	256	48	312416	97603757056	4023374564
17	289	55	312417	97604381889	4023399307
18	324	59	312418	97605006724	4023423948
19	361	65	312419	97605631561	4023448710
20	400	70	312420	97606256400	4023473393
21	441	77	312421	97606881241	4023498103
22	484	84	312422	97607506084	4023522895

4 Experiment

After successful observation of the plots, several equations were experimented with to fit the curves. Details about the experimental equations to fit both the prime count curve in Figure 1 and difference curve in Figure 3 are discussed in the following subsections.

4.1 Count of primes Curve

To create quite a similar curve like Figure 1 a custom equation and four other functions are applied. Also, an equation derived from Bertrand's Postulate is used to evaluate the performance of the new observation compared to the existent ones. This section comprises the explanation for the following functions with their parameters for rivaling the destination curve.

1. Hyperbolic ($\cosh()$)
2. Power Series
3. Second Degree Polynomial
4. Conics (From General Equation of Second Degree Curve)
5. Custom Ratio Equation
6. Derivation from Bertrand's Postulate

The forecast of the number of primes is accomplished by using only x in the range $[x, x^2]$. The prediction result is expressed as y .

4.1.1 Hyperbolic

There are multiple hyperbolic functions such as $\tanh()$, $\sinh()$, $\cosh()$, $\operatorname{cosech}()$ etc. Among these functions, the plot of $\cosh()$ in a view looks much similar to the curve found. Hence the equation can be written as:

$$y = \cosh(z) \quad (1)$$

The best value for z was found using the following equation:

$$z = 1.9029\ln(x) - 1.2634 \quad (2)$$

From Equation 1 and Equation 2 we can rewrite as:

$$y = \cosh(1.9029\ln(x) - 1.2634) \quad (3)$$

4.1.2 Power Series

The general equation of a Power Series can be written as:

$$y = ax^b; \quad (4)$$

where a and b are constants. Experimental value found for a and b are:

$$\begin{aligned} a &= 0.141294556371966 \\ b &= 1.90234115616265 \end{aligned}$$

4.1.3 Second Degree Polynomial

Second Degree polynomials can be expressed using the following general equation:

$$y = ax^2 + bx + c \quad (5)$$

where a , b and c are constants and experimental value found for these constants are:

$$\begin{aligned} a &= 0.0376 \\ b &= 1208.1 \\ c &= -3 \times 10^7 \end{aligned}$$

A conditional equation is introduced to lessen the amount of error in the range $[x, x^2]$. As the count of primes is never lower than x in the defined range, the equation can be represented as:

$$y = \begin{cases} x & , \text{if } x > ax^2 + bx + c \\ ax^2 + bx + c & , \text{otherwise} \end{cases} \quad (6)$$

4.1.4 Conics

Conics are special kind of second degree curves. The conics equation is derived from the general equation of second degree curve. The general equation of a second degree curve can be written as:

$$Ax^2 + Bxy + Cy^2 + Dx + Ey + F = 0 \quad (7)$$

Equation 7 can be simplified to find value of y as below:

$$y = \frac{-(Bx + E) \pm \sqrt{(Bx + E)^2 - 4C(Ax^2 + Dx + F)}}{2C} \quad (8)$$

However, the experiment indicates that the expected values can be obtained using only "-" in the equation. Also, the count of primes in the range $[x, x^2]$ is neither negative nor lower than x . Hence the equation can be modified as:

$$y = \begin{cases} x & , \text{if } x > \frac{-(Bx+E) - \sqrt{(Bx+E)^2 - 4C(Ax^2+Dx+F)}}{2C} \\ \frac{-(Bx+E) - \sqrt{(Bx+E)^2 - 4C(Ax^2+Dx+F)}}{2C} & , \text{otherwise} \end{cases} \quad (9)$$

Here A , B , C , D , E and F are constants. The suitable values found by analyzing the data for the constants are:

$$\begin{aligned} A &= 3.11199927582249 \times 10^{-09} \\ B &= -9.33817244194697 \times 10^{-15} \\ C &= 3.45730472758733 \times 10^{-21} \\ D &= 0.0000515593800268165 \\ E &= -7.63287093993319 \times 10^{-08} \\ F &= -1 \end{aligned}$$

From the values of A , B , C , D , E and F we can say that Equation 9 is an *Ellipse* if the modification for negative value is removed.

4.1.5 Custom Ratio Equation

After plotting, the curve of Figure 2 looked like a logarithmic curve. So, we can write:

$$\frac{x^2 - x}{y} = \kappa \quad (10)$$

Here, κ denotes a natural logarithmic equation used for fitting the Figure 2. After several experiments the best value for κ was estimated using the following equation:

$$\kappa \approx 2.0038 \ln(x) - 1.0932 \quad (11)$$

From Equation 10 and Equation 11 we can write:

$$\frac{x^2 - x}{y} \approx 2.0038 \ln(x) - 1.0932 \quad (12)$$

Considering the approximation as equal for the time being, Equation 12 can be modified to find the value of y as below:

$$y = \frac{x^2 - x}{2.0038 \ln(x) - 1.0932} \quad (13)$$

It is impracticable to ignore the error generated by considering the approximated value as equal value. That is why the value of y is not a precise match but very close in most cases.

4.1.6 Derivation of Bertrand's Postulate

The following equation is derived from Bertrand's Postulate to find the lower limit of number of primes in the range $[x, x^2]$ by using the value of x [4].

$$\frac{1}{2} \log_2 x^2 = y \quad (14)$$

The derived equation claims to find the lower limit always. For evaluation purposes, it is considered that the equation predicts the actual count.

4.2 Difference Curve

Although the value of the difference curve fluctuates from time to time, it has a trend to go upward. The goal is to fit a *Straight Line* for the limited data. The equation used for the experimentation is:

$$y = 0.0755x + 1018.8 \quad (15)$$

where y denotes the difference in the number of primes between the ranges $[x, x^2]$ and $[(x-1), (x-1)^2]$.

5 Result Evaluation

The performance evaluation of the above-described equations is described in the following subsections. For performance evaluation average relative error is introduced. Both the count of primes and the difference curve bestowed encouraging outcomes.

5.1 Count of Primes Prediction Evaluation

A comparative chart like Figure 4 is generated when the predictions by functions are plotted against the real values. The **Average Relative Error** of all the techniques including Bertrand's Postulate derivation are demonstrated in Table 2. It is quite imperative to mention that the higher the value of x is, the lower the relative error is in most of the functions.

The values obtained from the equations are very close to actual values. It is also obvious from Figure 4 and Table 2 that some polishing is still required for accurate values. The statistics of the accurately predicted value is demonstrated in Table 3. A few correctly predicted values by Custom Equation with floor values are presented in Table 4.

Some predicted values by different equations with relative error against true real values are presented in Table 5 and Table 6.

Table 2: Average Relative Error of all Functions

Average Value of Relative Errors	
Hyperbolic Equation	0.64%
Power Series Equation	0.63%
Polynomial Equation	22.31%
Custom Ratio Equation	0.01%
Conics Equation	3.87%
Bertrand's Equation	100.00%

Table 3: Predictions using Different Functions

Function	Accurately Predicted	Matched After Ceiling Prediction	Matched After Flooring Prediction
Hyperbolic	0	1	0
Power Series	0	0	2
Polynomial	3	3	3
Custom Ratio	1	28	32
Conics	3	3	3

Table 4: Some Correctly Predicted Values Using Custom Ratio Equation

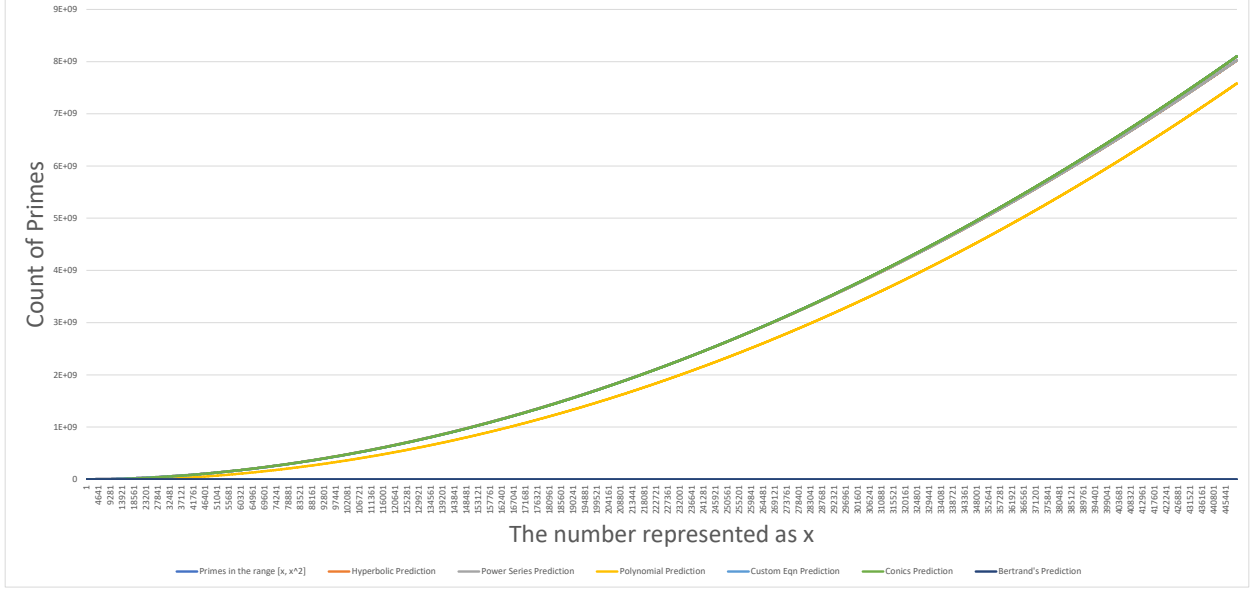
The Number	Primes in the Range	Prediction from Custom Ratio Equation	Flooring of Predicted Value
731	44026	44026.3870890	44026
768	48205	48205.7312063	48205
783	49949	49949.9718114	49949
858	59100	59100.2384286	59100
860	59353	59353.9894804	59353
901	64666	64666.8053193	64666
922	67469	67469.6790764	67469
923	67604	67604.5254275	67604
1008	79521	79521.6327343	79521
1010	79812	79812.8299832	79812
1012	80104	80104.5217502	80104
1078	90007	90007.0211063	90007
1111	95158	95158.9030658	95158
1117	96109	96109.9237884	96109
1190	108032	108032.0843019	108032
1273	122372	122372.1181223	122372
1347	135856	135856.1727039	135856
223904	2125030424	2125030424.8942800	2125030424
250640	2637553503	2637553503.8749900	2637553503
262873	2889714221	2889714221.3801200	2889714221
263374	2900276799	2900276799.6599000	2900276799
278149	3220084404	3220084404.7791900	3220084404
278373	3225056401	3225056401.8937300	3225056401
281248	3289198019	3289198019.5063200	3289198019
281249	3289220435	3289220435.1353900	3289220435

Table 5: Prime Count using Different Functions with Relative Error against True Values (Part 2)

The Number	Prime Count	Hyperbolic	Hyperbolic R.E.	P.S.	P.S. R.E.	Polynomial	Polynomial R.E.
140001	865334106	870497682.6	0.60%	870607669.3	0.61%	707139663.2	18.28%
140002	865345955	870509510.7	0.60%	870619499.2	0.61%	707150192.6	18.28%
140003	865357733	870521338.9	0.60%	870631329.2	0.61%	707160722	18.28%
140004	865369626	870533167.3	0.60%	870643159.2	0.61%	707171251.4	18.28%
140005	865381494	870544995.6	0.60%	870654989.3	0.61%	707181781	18.28%
140006	865393246	870556824.1	0.60%	870666819.5	0.61%	707192310.6	18.28%
140007	865404956	870568652.6	0.60%	870678649.8	0.61%	707202840.3	18.28%
140008	865416863	870580481.2	0.60%	870690480.2	0.61%	707213370.1	18.28%
140009	865428765	870592309.9	0.60%	870702310.6	0.61%	707223899.9	18.28%
140010	865440587	870604138.7	0.60%	870714141.1	0.61%	707234429.8	18.28%
140011	865452328	870615967.5	0.60%	870725971.7	0.61%	707244959.8	18.28%
140012	865464130	870627796.4	0.60%	870737802.4	0.61%	707255489.9	18.28%
140013	865475967	870639625.4	0.60%	870749633.1	0.61%	707266020.1	18.28%
140014	865487800	870651454.5	0.60%	870761463.9	0.61%	707276550.3	18.28%
140015	865499530	870663283.6	0.60%	870773294.8	0.61%	707287080.6	18.28%
140016	865511364	870675112.9	0.60%	870785125.8	0.61%	707297611	18.28%
140017	865523219	870686942.1	0.60%	870796956.9	0.61%	707308141.4	18.28%
140018	865534897	870698771.5	0.60%	870808788	0.61%	707318671.9	18.28%
140019	865546880	870710601	0.60%	870820619.2	0.61%	707329202.5	18.28%
140020	865558555	870722430.5	0.60%	870832450.5	0.61%	707339733.2	18.28%
140021	865570490	870734260.1	0.60%	870844281.8	0.61%	707350264	18.28%
140022	865582320	870746089.8	0.60%	870856113.2	0.61%	707360794.8	18.28%
140023	865594219	870757919.5	0.60%	870867944.7	0.61%	707371325.7	18.28%
140024	865606071	870769749.3	0.60%	870879776.3	0.61%	707381856.7	18.28%
140025	865617938	870781579.3	0.60%	870891608	0.61%	707392387.7	18.28%
140026	865629830	870793409.2	0.60%	870903439.7	0.61%	707402918.8	18.28%
140027	865641590	870805239.3	0.60%	870915271.5	0.61%	707413450	18.28%
140028	865653402	870817069.4	0.60%	870927103.4	0.61%	707423981.3	18.28%
140029	865665172	870828899.6	0.60%	870938935.4	0.61%	707434512.7	18.28%
140030	865677107	870840729.9	0.60%	870950767.4	0.61%	707445044.1	18.28%
140031	865688926	870852560.3	0.60%	870962599.5	0.61%	707455575.6	18.28%
140032	865700765	870864390.7	0.60%	870974431.7	0.61%	707466107.2	18.28%
140033	865712619	870876221.2	0.60%	870986264	0.61%	707476638.8	18.28%
140034	865724330	870888051.8	0.60%	870998096.3	0.61%	707487170.5	18.28%
140035	865736181	870899882.5	0.60%	871009928.7	0.61%	707497702.3	18.28%
140036	865747998	870911713.2	0.60%	871021761.2	0.61%	707508234.2	18.28%
140037	865759749	870923544.1	0.60%	871033593.8	0.61%	707518766.2	18.28%
140038	865771569	870935375	0.60%	871045426.4	0.61%	707529298.2	18.28%
140039	865783391	870947205.9	0.60%	871057259.2	0.61%	707539830.3	18.28%
140040	865795117	870959037	0.60%	871069092	0.61%	707550362.5	18.28%
140041	865806830	870970868.1	0.60%	871080924.8	0.61%	707560894.7	18.28%
140042	865818584	870982699.3	0.60%	871092757.8	0.61%	707571427.1	18.28%
140043	865830466	870994530.6	0.60%	871104590.8	0.61%	707581959.5	18.28%
140044	865842310	871006361.9	0.60%	871116423.9	0.61%	707592492	18.28%
140045	865854121	871018193.4	0.60%	871128257.1	0.61%	707603024.5	18.28%
140046	865865930	871030024.9	0.60%	871140090.4	0.61%	707613557.1	18.28%
140047	865877659	871041856.5	0.60%	871151923.7	0.61%	707624089.8	18.28%
140048	865889475	871053688.1	0.60%	871163757.1	0.61%	707634622.6	18.28%
140049	865901323	871065519.8	0.60%	871175590.6	0.61%	707645155.5	18.28%
140050	865913132	871077351.7	0.60%	871187424.1	0.61%	707655688.4	18.28%

Table 6: Prime Count using Different Functions with Relative Error against True Values (Part 1)

The Number	Prime Count	C.R.Eqn	C.R.Eqn R.E.	Conics	Conics R.E.	B.P.D.	B.P.D. R.E.
140001	865334106	865323992	0.00%	865796268.5	0.05%	17.09507761	100.00%
140002	865345955	865335807	0.00%	865808053.1	0.05%	17.09508791	100.00%
140003	865357733	865347622	0.00%	865819837.8	0.05%	17.09509822	100.00%
140004	865369626	865359437.2	0.00%	865831622.6	0.05%	17.09510852	100.00%
140005	865381494	865371252.4	0.00%	865843407.5	0.05%	17.09511883	100.00%
140006	865393246	865383067.7	0.00%	865855192.5	0.05%	17.09512913	100.00%
140007	865404956	865394883	0.00%	865866977.5	0.05%	17.09513943	100.00%
140008	865416863	865406698.4	0.00%	865878762.6	0.05%	17.09514974	100.00%
140009	865428765	865418514	0.00%	865890547.8	0.05%	17.09516004	100.00%
140010	865440587	865430329.6	0.00%	865902333.1	0.05%	17.09517035	100.00%
140011	865452328	865442145.2	0.00%	865914118.5	0.05%	17.09518065	100.00%
140012	865464130	865453961	0.00%	865925903.9	0.05%	17.09519096	100.00%
140013	865475967	865465776.8	0.00%	865937689.4	0.05%	17.09520126	100.00%
140014	865487800	865477592.7	0.00%	865949475	0.05%	17.09521156	100.00%
140015	865499530	865489408.7	0.00%	865961260.6	0.05%	17.09522187	100.00%
140016	865511364	865501224.7	0.00%	865973046.4	0.05%	17.09523217	100.00%
140017	865523219	865513040.9	0.00%	865984832.2	0.05%	17.09524248	100.00%
140018	865534897	865524857.1	0.00%	865996618.1	0.05%	17.09525278	100.00%
140019	865546880	865536673.4	0.00%	866008404	0.05%	17.09526308	100.00%
140020	865558555	865548489.7	0.00%	866020190.1	0.05%	17.09527339	100.00%
140021	865570490	865560306.2	0.00%	866031976.2	0.05%	17.09528369	100.00%
140022	865582320	865572122.7	0.00%	866043762.4	0.05%	17.09529399	100.00%
140023	865594219	865583939.3	0.00%	866055548.7	0.05%	17.0953043	100.00%
140024	865606071	865595756	0.00%	866067335	0.05%	17.0953146	100.00%
140025	865617938	865607572.7	0.00%	866079121.5	0.05%	17.0953249	100.00%
140026	865629830	865619389.5	0.00%	866090908	0.05%	17.09533521	100.00%
140027	865641590	865631206.5	0.00%	866102694.6	0.05%	17.09534551	100.00%
140028	865653402	865643023.4	0.00%	866114481.2	0.05%	17.09535581	100.00%
140029	865665172	865654840.5	0.00%	866126268	0.05%	17.09536611	100.00%
140030	865677107	865666657.6	0.00%	866138054.8	0.05%	17.09537642	100.00%
140031	865688926	865678474.9	0.00%	866149841.7	0.05%	17.09538672	100.00%
140032	865700765	865690292.1	0.00%	866161628.6	0.05%	17.09539702	100.00%
140033	865712619	865702109.5	0.00%	866173415.7	0.05%	17.09540733	100.00%
140034	865724330	865713927	0.00%	866185202.8	0.05%	17.09541763	100.00%
140035	865736181	865725744.5	0.00%	866196990	0.05%	17.09542793	100.00%
140036	865747998	865737562.1	0.00%	866208777.3	0.05%	17.09543823	100.00%
140037	865759749	865749379.8	0.00%	866220564.7	0.05%	17.09544853	100.00%
140038	865771569	865761197.5	0.00%	866232352.1	0.05%	17.09545884	100.00%
140039	865783391	865773015.4	0.00%	866244139.6	0.05%	17.09546914	100.00%
140040	865795117	865784833.3	0.00%	866255927.2	0.05%	17.09547944	100.00%
140041	865806830	865796651.3	0.00%	866267714.9	0.05%	17.09548974	100.00%
140042	865818584	865808469.3	0.00%	866279502.6	0.05%	17.09550005	100.00%
140043	865830466	865820287.5	0.00%	866291290.5	0.05%	17.09551035	100.00%
140044	865842310	865832105.7	0.00%	866303078.4	0.05%	17.09552065	100.00%
140045	865854121	865843924	0.00%	866314866.3	0.05%	17.09553095	100.00%
140046	865865930	865855742.4	0.00%	866326654.4	0.05%	17.09554125	100.00%
140047	865877659	865867560.8	0.00%	866338442.5	0.05%	17.09555155	100.00%
140048	865889475	865879379.3	0.00%	866350230.7	0.05%	17.09556186	100.00%
140049	865901323	865891197.9	0.00%	866362019	0.05%	17.09557216	100.00%
140050	865913132	865903016.6	0.00%	866373807.4	0.05%	17.09558246	100.00%

Figure 4: Count of Primes Vs. Value of x for Different Functions

5.2 Difference Prediction Evaluation

On average, an **Average Relative Error** of 12.01% is obtained. The difference also has shown properties that strongly suggest following a distinctive trend. Also, the larger values fitted much well than smaller values.

6 Conclusion

The contents of this paper firmly suggest that there is some visible pattern among prime numbers whereas functions like Riemann Prime Counting Function [9] exhibit no pattern in the count of prime numbers. The pattern noticeable within a range strongly amplifies the possibility of a pattern in the sequence of prime numbers among themselves. Without such hidden property, it is not perceivable that such a smooth curve will randomly come into existence. If the pattern persists for larger numbers and significant enhancements are performed for accurate prediction it might bring revolution in the sector of prime numbers. Innumerable applications that use prime numbers may get influenced. Many well-established industries including computer-based systems might just be yielded a broad new field of research experimentation. In this paper, the approach was for finding count of primes within a specific range, whereas most prime counting experiments are constructed from 0 to a specific range. For example, the prime counting function π is used to count all the primes within the range from 1 to x in case of $\pi(x)$ whereas the conducted experiment works within the closed range $[x, x^2]$. This paper exhibits only some observations and in future more statistical and concrete proofs can be made in this field.

References

- [1] E F Robertson J J O'Connor. Prime numbers. https://mathshistory.st-andrews.ac.uk/HistTopics/Prime_numbers, jan 2018.
- [2] Robert J. Lemke Oliver and Kannan Soundararajan. Unexpected biases in the distribution of consecutive primes. *Proceedings of the National Academy of Sciences*, 113(31):E4446–E4454, 2016.
- [3] Erica Klarreich. Mathematicians discover prime conspiracy.
- [4] Issam Kaddoura. How many prime numbers between n^2 and $(n + 1)^2$?, 05 2019.
- [5] Anaconda software distribution, 2020.
- [6] The pandas development team. pandas-dev/pandas: Pandas, February 2020.
- [7] Charles R. Harris, K. Jarrod Millman, St'efan J. van der Walt, Ralf Gommers, Pauli Virtanen, David Cournapeau, Eric Wieser, Julian Taylor, Sebastian Berg, Nathaniel J. Smith, Robert Kern, Matti Picus, Stephan Hoyer,

- Marten H. van Kerkwijk, Matthew Brett, Allan Haldane, Jaime Fern'andez del R'io, Mark Wiebe, Pearu Peterson, Pierre G'erard-Marchant, Kevin Sheppard, Tyler Reddy, Warren Weckesser, Hameer Abbasi, Christoph Gohlke, and Travis E. Oliphant. Array programming with NumPy. *Nature*, 585(7825):357–362, September 2020.
- [8] Aaron Meurer, Christopher P. Smith, Mateusz Paprocki, Ondřej Čertík, Sergey B. Kirpichev, Matthew Rocklin, AMiT Kumar, Sergiu Ivanov, Jason K. Moore, Sartaj Singh, Thilina Rathnayake, Sean Vig, Brian E. Granger, Richard P. Muller, Francesco Bonazzi, Harsh Gupta, Shivam Vats, Fredrik Johansson, Fabian Pedregosa, Matthew J. Curry, Andy R. Terrel, Štěpán Roučka, Ashutosh Saboo, Isuru Fernando, Sumith Kulal, Robert Cimrman, and Anthony Scopatz. Sympy: symbolic computing in python. *PeerJ Computer Science*, 3:e103, January 2017.
- [9] Eric W. Weisstein. Riemann Prime Counting Function.