

# Flux-periodic oscillations in proximitized core-shell nanowires

Kristjan Ottar Klausen,<sup>1</sup> Anna Sitek,<sup>2</sup> Sigurdur I. Erlingsson,<sup>1</sup> and Andrei Manolescu<sup>1</sup>

<sup>1</sup>*Department of Engineering, Reykjavik University, Menntavegur 1, IS-101 Reykjavik, Iceland.*

<sup>2</sup>*Department of Theoretical Physics, Wrocław University of Science and Technology, Wybrzeże Wyspiańskiego 27, 50-370 Wrocław, Poland.*

Flux-periodic oscillations of the superconducting gap in proximitized core-shell nanowires are explored. Periodicity of oscillations in the energy spectrum of a cylindrical nanowire is compared with nanowires having hexagonal and square cross-section geometry, along with the effects of Zeeman and Rashba spin-orbit interaction. A transition between  $h/e$  and  $h/2e$  periodicity is found and shown to be dependent on the chemical potential, with correspondence to degeneracy points of the angular momentum quantum number. For a thin shell of a square nanowire, solely  $h/e$  periodicity is found in the infinite wire spectrum and shown to result from energy separation between the lowest groups of excited states.

## I. INTRODUCTION

In the past decades, periodicity of magneto-oscillations has been broadly discussed in relation to doubly connected mesoscopic systems, both normal conducting<sup>1</sup> and superconducting<sup>2</sup>. In normal conducting rings, the periodicity is commonly  $\Phi_0^N = h/e$ , whereas in conventional superconductors it is found in terms of the flux quantum,  $\Phi_0^{SC} = h/2e$ . Periodicity of  $h/2e$  is however also found in magnetoresistance oscillations of disordered normal conducting metal rings<sup>3–6</sup> and in systems with a spin gap<sup>7</sup>. Fractionalized flux-quantum periodicity has been measured in disordered superconducting cylinders as well as in spin-triplet superconductors<sup>8–12</sup>. As opposed to spin singlet pairing, where the pair has total angular momentum 0, spin-triplet pairing has angular momentum 1 and is also known as  $p$ -wave superconductivity, in analogy with the angular momentum difference between  $s$ - and  $p$ -orbitals of atoms. Such-odd parity pairing is intrinsic to topological superconductors<sup>13,14</sup> and plays a prominent part in the realization of Majorana Zero Modes<sup>15–20</sup>. Flux-periodicity is considered to be an experimental signature that can probe the underlying pairing symmetry of superconducting systems<sup>21</sup>. Triplet pairing has been linked to the formation of half-quantum vortices in  $p$ -wave superconductors<sup>22</sup>, Bose-Einstein condensates<sup>23,24</sup> and Superfluid Helium-III<sup>25,26</sup>. Flux-periodicity has been considered to derive from off-diagonal long range order<sup>27,28</sup> where multi-component order parameters lead to fractionalized vortices<sup>29</sup>. Vortices with an arbitrary fraction of the flux quantum have been shown exists in two-gap superconductors<sup>30</sup>. Fractional flux quanta have also been demonstrated for looped solenoids<sup>31</sup>.

Superconducting cylinders exhibit the Little-Parks effect<sup>32</sup> when exposed to an external axial magnetic field, where oscillations of the superconducting transition temperature occur as a function of the superconducting flux quantum,  $\Phi_0^{SC} = h/2e$ , in which the factor of  $2e$  is interpreted to be a signature of the charge pairing in Cooper pairs. Alternative mechanisms have been suggested<sup>33</sup>. The effect can be found in both solid core

and hollow core full-shell nanowires where the wire is fully coated by a superconducting shell<sup>34</sup>, and superconductivity is induced in the coated wire by the proximity effect<sup>35</sup>. Core-shell nanowires are radial heterojunctions, where a nanowire core is enveloped by layers of different materials. By combining a resistive core with a conductive shell, a tubular conductor can be formed in a core-shell nanowire<sup>36,37</sup>. Due to crystallographic properties, nanowire cross-sections are most commonly polygonal, where hexagonal<sup>38</sup>, square<sup>39</sup>, and triangular<sup>40</sup> cross-sections have been fabricated. In particular, InSb shells<sup>41</sup> provide high electron mobility<sup>42</sup>, a large  $g$ -factor and strong spin-orbit interaction<sup>43,44</sup>, which are favorable properties for the realization of Majorana zero modes<sup>19,45</sup>. In light of the recent in-situ advancements in fabrication of semiconductor nanowires fully covered with a superconducting material<sup>46,47</sup>, we explore flux periodic oscillations in the energy spectrum of proximitized core-shell nanowires, modeled by the Bogoliubov-de Gennes (BdG) Hamiltonian<sup>48,49</sup>.

## II. FLUX-PERIODIC OSCILLATIONS

The Little-Park effect is attributed to supercurrents induced within the walls of a thin superconducting cylinder<sup>50</sup>, Fig. 1.

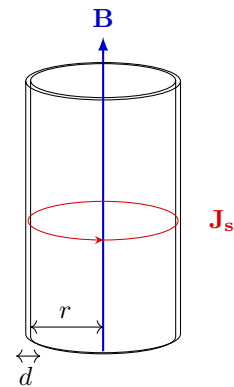


FIG. 1. Experimental setup of Little and Parks<sup>32</sup>.

The expression for the supercurrent in the semi-classical Ginzburg-Landau theory is the following,<sup>51</sup>

$$\mathbf{J}_s = \frac{-i\hbar e^*}{2m^*} (\psi^\dagger \nabla \psi - \psi \nabla \psi^\dagger) - \frac{e^*}{m^*} |\psi|^2 \mathbf{A}. \quad (1)$$

Rewriting the supercurrent with  $\psi = |\psi|e^{i\phi}$  and integrating around a closed contour gives<sup>52</sup>

$$\oint_C \mathbf{A} \cdot d\ell + \frac{m^*}{e^*} \oint_C |\psi|^{-2} \mathbf{J}_s \cdot d\ell = \frac{\hbar}{e^*} \oint_C \nabla \phi \cdot d\ell, \quad (2)$$

where  $e^*$  and  $m^*$  are effective charge and mass. The right hand side integral must be an integer multiple  $n \in \mathbb{N}$  of  $2\pi$  if  $\psi$  is to be single valued. In the case of Cooper pairing,  $e^* = 2e$ , leading to the superconducting flux quantum

$$\Phi_0^{SC} = \frac{\hbar}{2e}. \quad (3)$$

The left hand side of Eq. (2) can be rewritten in terms of the magnetic flux and supercurrent velocity<sup>53</sup> to obtain

$$\iint_S \mathbf{B} \cdot d\mathbf{S} + \frac{m^*}{2e} \oint \mathbf{v}_s = n \cdot \Phi_0^{SC}, \quad (4)$$

which can be rewritten as

$$v_s = \frac{\hbar}{rm^*} \left( n - \frac{\Phi_B}{\Phi_0^{SC}} \right). \quad (5)$$

Since the critical temperature and coherence length are proportional to the square of the supercurrent velocity<sup>53</sup>, both become periodic functions of the magnetic flux with periodicity of  $\Phi_0^{SC}$ <sup>54</sup>.

In normal conducting rings and cylinders, flux periodicity of the energy spectra occurs as well with periodicity of  $\Phi_0^N = h/e$ . Consider a ring in the  $xy$ -plane in a uniform magnetic field  $\mathbf{B} = B \mathbf{e}_z$  perpendicular to the plane of the ring. The total magnetic flux through the area enclosed by the radius of the ring,  $r$ , is

$$\Phi_B = \iint_S \mathbf{B} \cdot d\mathbf{S} = \pi r^2 B, \quad (6)$$

which can equally be expressed in terms of the magnetic vector potential using Green's curl theorem, working in cylindrical coordinates  $(r, \theta, z)$ ,

$$\Phi_B = \oint_s \mathbf{A} \cdot d\ell = 2\pi r A_\theta. \quad (7)$$

The Hamiltonian of the system is given by

$$H_t = \frac{1}{2m_e} (\mathbf{p} - e\mathbf{A})^2 = \frac{1}{2m_e} \left( -\frac{i\hbar}{r} \frac{\partial}{\partial \theta} - \frac{e\Phi_B}{2\pi r} \right)^2. \quad (8)$$

The effective mass is  $m_e = m_x \cdot m_0$  where  $m_0$  is the electron rest mass and the parameter  $m_x$  is material dependent. Solving the time-independent Schrödinger equation

$\hat{H}\psi = E\psi$  with the eigenfunctions  $\psi = e^{il\theta}$  results in the energy spectrum

$$E_l = \frac{1}{2m_e} \left( \frac{\hbar l}{r} - \frac{e\Phi_B}{2\pi r} \right)^2. \quad (9)$$

Rewriting in terms of the normal flux quantum,  $\Phi_0^N = \frac{2\pi\hbar}{e} = \frac{h}{e}$ , results in

$$E_l = \frac{\hbar^2}{2m_e r^2} \left( l - \frac{\Phi_B}{\Phi_0^N} \right)^2. \quad (10)$$

Thus for a given energy level, periodic fluctuations occur with increasing magnetic field strength as states with increasing angular momentum are traversed, Fig.2.

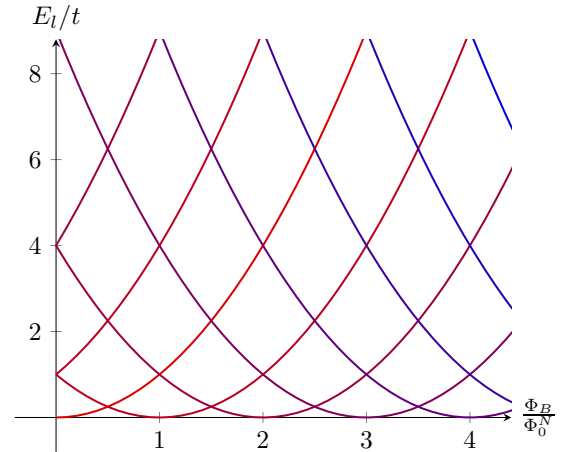


FIG. 2. Flux-periodic oscillations of the energy spectrum  $E_l$  with  $t = \hbar^2/2m_e r^2$ . Colorscale denotes different quantum numbers  $l$ .

Spin can be implemented by doubling the internal degrees of freedom, leading to the Pauli equation with Zeeman interaction and spin-orbit coupling, which are also obtained by relativistic corrections to the Schrödinger equation in the non-relativistic limit of the Dirac equation<sup>55</sup>. In SI-units, the Pauli Hamiltonian with relativistic corrections becomes<sup>56</sup>,

$$H_P = H_t - \frac{e\hbar}{2m} \boldsymbol{\sigma} \cdot \mathbf{B} - \frac{e\hbar}{4m^2 c^2} \boldsymbol{\sigma} \cdot \mathbf{E} \times (\mathbf{p} - e\mathbf{A}) - \frac{e\hbar^2}{8m^2 c^2} (i\boldsymbol{\sigma} \cdot \nabla \times \mathbf{E} + \nabla \cdot \mathbf{E}), \quad (11)$$

where the second term is the Zeeman interaction, the third and fourth terms account for spin-orbit coupling, the fifth term is the Darwin term, which can be seen as a kind of spin-orbit term for s-orbitals with zero angular momentum<sup>57</sup>.

Due to the Zeeman interaction the energy bands are slightly shifted to higher and lower energies for spin up and down, Fig. 3. The wavefunction becomes a composite entity for spin up and spin down, and the Hamiltonian (8) with the Zeeman interaction is

$$H_Z = H_t \boldsymbol{\sigma}_0 - \boldsymbol{\mu} \cdot \mathbf{B}, \quad (12)$$

where the magnetic moment of a spin-1/2 particle has magnitude  $|\boldsymbol{\mu}| = g_e\hbar/4m$ . The energy spectrum becomes spin dependent

$$E_{\uparrow\downarrow} = E_l \pm \frac{1}{2}g_e\mu_B|\vec{B}|, \quad (13)$$

where  $g_e$  is the effective g-factor and  $\mu_B = -e\hbar/2m_0$  is the Bohr magneton. Defining the energy parameter  $t = \hbar^2/2m_e r^2$  and factor  $\gamma = m_x g_e/2$ , Eq.(13) can be written as

$$t^{-1}E_{\uparrow\downarrow}\left(\frac{\Phi_B}{\Phi_0}\right) = \left(l - \frac{\Phi_B^2}{\Phi_0}\right) \pm 2\gamma\frac{\Phi_B}{\Phi_0}. \quad (14)$$

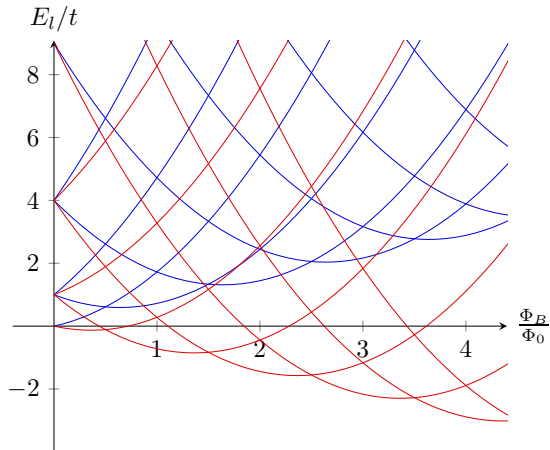


FIG. 3. Flux-periodic oscillations of the energy spectrum  $E_l$  with  $t = \hbar^2/2m_e r^2$  for spin up (red) and spin down (blue) for  $\gamma = -0.361$  corresponding to InSb.

In materials, spin-orbit coupling falls into two categories, Rashba<sup>58</sup> and Dresselhaus<sup>59</sup>, corresponding to surface and bulk inversion symmetry breaking respectively. In two dimensional systems, the spin-orbit Hamiltonian takes the form

$$\begin{aligned} H_{SOI}^{2D} &= \hbar^{-1}[\alpha(\sigma_y p_x - \sigma_x p_y) + \beta(\sigma_x p_x - \sigma_y p_y)] \\ &= H_{SOI}^R + H_{SOI}^D, \end{aligned} \quad (15)$$

where  $\alpha$  and  $\beta$  are the Rashba and Dresselhaus coupling coefficients respectively. Surface inversion symmetry breaking at a planar interface of two materials results in an uneven charge density, inducing an electric field perpendicular to the interface. The induced field is given by  $\mathbf{E} = |\mathbf{E}|\hat{\mathbf{z}}$  if the interface lies in the  $xy$ -plane. Then

$$\frac{\alpha}{\hbar}(\sigma_y p_x - \sigma_x p_y) = \frac{\alpha}{\hbar}(\boldsymbol{\sigma} \times \mathbf{p}) \cdot \hat{\mathbf{z}} = -\frac{\alpha}{\hbar E_0} \boldsymbol{\sigma} \cdot (\mathbf{E} \times \mathbf{p}), \quad (16)$$

which shows the similarity to the spin-orbit term in Eq. (11). A core-shell wire with differing core and shell materials can be considered to host two-dimensional electron gas confined to the shell, which is embedded in the radial interface electric field<sup>60</sup>. Rashba spin-orbit coupling in such a model becomes an angular form of (16), with longitudinal and transverse components for momentum

$$H_{SOI} = \hbar^{-1}\alpha[\sigma_\phi p_z - \sigma_z p_\phi] = \hbar^{-1}[H_{SOI}^L + H_{SOI}^T]. \quad (17)$$

### III. MODEL AND METHODS

The system in Fig. 4 is modelled by the Bogoliubov-de Gennes (BdG) Hamiltonian<sup>48,49</sup>,

$$H_{BdG} = \begin{pmatrix} [H_w - \mu] & \pm\Delta_{\uparrow\downarrow} \\ \mp\Delta_{\uparrow\downarrow}^* & -[H_w^* - \mu] \end{pmatrix}. \quad (18)$$

which is solved by numerical diagonalization in Fortran. The superconducting gap parameter  $\Delta$ , couples electrons and holes, effectively describing Cooper pairs in the system. The gap parameter is assumed to be brought on by the proximity effect in the weak coupling limit<sup>61</sup>. Note that the gap parameter is constant, and no phase dependency is imposed on it. At first sight, this may seem as ignoring the Little-Parks oscillations<sup>32</sup>. However, the phase dependency is attributed to a supercurrent in the surrounding superconductor, described by an effective wavefunction for the whole condensate, Eq. 1, and neither are included in the model. Nevertheless, as the shell is very thin and smaller than the average coherence length, the external magnetic field should penetrate the shell, depending on the thickness of the surrounding superconductor. From a phenomenological viewpoint, this ought to induce supercurrents in the shell which would modulate the order parameter. Rather than imposing this phase dependency from phenomenological considerations, it is set a constant on purpose to explore if the BdG spectrum will exhibit  $h/e$  or  $h/2e$  flux periodicity in this case.

The Hamiltonian for the wire in cylindrical coordinates is given by

$$H_w = H_t + H_l + H_z + H_{SOI} \quad (19)$$

$$= \frac{(p_\phi + eA_\phi)^2}{2m_e} - \frac{\hbar^2}{2m_e r} \frac{\partial}{\partial r} \left( r \frac{\partial}{\partial r} \right) \quad (20)$$

$$+ \frac{p_z^2}{2m_e} - g_e\mu_B\sigma B \quad (21)$$

$$+ \frac{\alpha}{\hbar} [\sigma_\phi p_z - \sigma_z (p_\phi + eA_\phi)]. \quad (22)$$

The symmetric gauge vector potential  $A_\phi = \frac{1}{2}Br$  incorporates the axial external magnetic field  $\mathbf{B}$ , giving rise

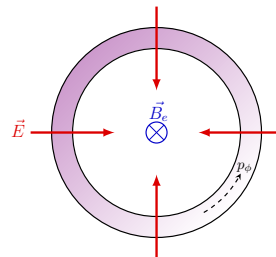


FIG. 4. Nanowire cross-section showing the radial interface electric field  $\vec{E}$  and applied external magnetic field  $\vec{B}$  in the  $z$ -direction. Angular momentum  $p_\phi$  of electron carriers within the shell.

to the Zeeman term  $H_Z$  where  $g$  is the effective Landé  $g$ -factor and  $\mu_B$  the Bohr magneton. The spin-orbit term describes the angular Rashba interaction, arising from a radial electric field induced by crystal asymmetry at the core-shell interface<sup>60</sup>. The magnetic vector potential couples linearly to the angular momentum.

The eigenstates of the wire Hamiltonian (19) are written in the basis

$$|g\rangle = |an\sigma\rangle, \quad (23)$$

where  $|an\sigma\rangle$  denote respectively transverse modes, longitudinal modes and spin. Both finite and infinite wires are modeled by considering longitudinal modes in a sine and exponential basis. For the infinite case, the Hamiltonian becomes a function of the wavevector  $\vec{k}$ . The eigenstates (23) along with the particle-hole space  $|\eta\rangle = \pm 1$  form a basis  $|q\rangle = |\eta g\rangle$  for the BdG Hamiltonian (18) with the following matrix elements. For  $\eta = \eta'$

$$\begin{aligned} \langle q|H_{\text{BdG}}|q'\rangle &= \eta[\text{Re}\langle an\sigma|H_w|a'n'\sigma'\rangle \\ &+ i\eta\langle an\sigma|H_w|a'n'\sigma'\rangle - \mu\delta_{(an\sigma)(a'n'\sigma')}], \end{aligned} \quad (24)$$

and for  $\eta \neq \eta'$ ,

$$\langle q|H_{\text{BdG}}|q'\rangle = \eta\sigma\delta_{\sigma,-\sigma'}\delta_{aa'}\delta_{nn'}\Delta_s. \quad (25)$$

Parameters for the numerical simulation are chosen to correspond to a proximitized  $n$ -doped InSb semiconducting shell with  $\gamma = \frac{1}{2}g^*m_e = 0.393$ , SOI parameter  $\alpha = 1$  meV nm and  $\Delta = 0.50$  meV. The chemical potential  $\mu$  is situated within the conduction band. The nanowire radius is  $R = 50$  nm, shell thickness  $d = 10$  nm and  $L_z = 10$   $\mu\text{m}$ . To explore flux-periodic oscillations, the state of the system is calculated for a range of magnetic field strength corresponding to a few flux quanta.

#### IV. CYLINDRICAL NANOWIRE SHELL

The system is initialized at zero magnetic field strength and calculated step-wise up to a field strength of  $|\mathbf{B}| = 1.30$  T with an interval of 0.013 T. Basis modes for the wire Hamiltonian are 9 transverse and 200 longitudinal. The chemical potential is situated above three spin-degenerate states in the absence of Zeeman and spin-orbit interaction. Four cases of vanishing/non-vanishing Zeeman and spin-orbit interaction are compared. Fig. 5 shows the state of the system at the maximum magnetic field strength. The Zeeman interaction lifts the spin-degeneracy. As a result the aligned spin becomes the lowest energy state in the spectrum of the infinite wire, Fig. 5(b) whilst the spin-orbit interaction leads to a slight mismatch in the two lowest and opposite spin states. Combining the Zeeman and Rashba spin-orbit interaction, the Zeeman interaction dominates. Note however that as the induced magnetic field by the spin-orbit interaction is parallel to the external magnetic field, Eq. (22), additional spin-splitting occurs for each flux quanta.

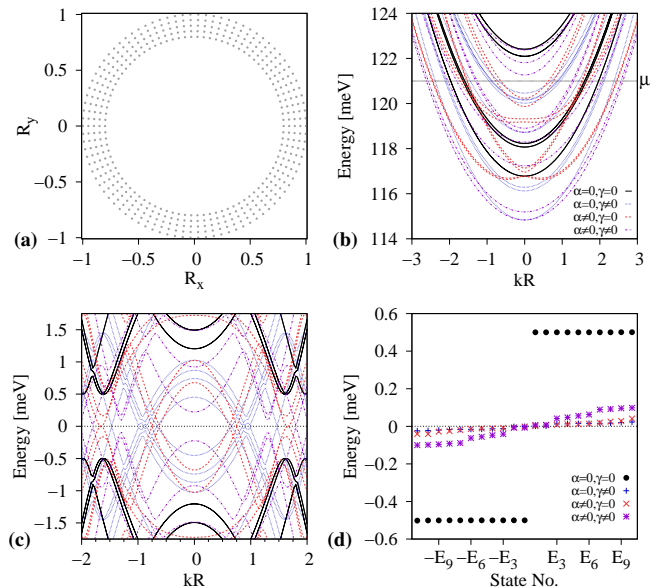


FIG. 5. State of the nanowire system at magnetic field strength  $|\mathbf{B}| = 1.30$  T. (a) Circular nanowire cross section with units  $R = 50$  nm. Shell thickness of 10 nm. (b) Energy dispersion of the infinite wire nearby the chemical potential ( $\mu$ ), for the four cases of vanishing/non-vanishing Zeeman interaction ( $\gamma$ ) and spin-orbit interaction ( $\alpha$ ). The dimensionless unit  $kR$  denotes the wavevector  $k$  times radius  $R$ . (c) Corresponding BdG quasiparticle energy dispersion for the infinite wire. (d) Finite wire BdG quasiparticle energy states.

The closing of the BdG gap in the infinite wire dispersion varies considerably between the cases, Fig. 5(c). In the case of a vanishing Zeeman and spin-orbit interaction, the gap never closes over the magnetic field cycle. In all other cases the gap closes, but at different momentum values. The finite wire BdG energy spectrum including the Zeeman or spin-orbit interaction separately is nearly aligned, Fig. 5(d), whilst combining the two increases the separation between non-degenerate eigenvalues, due to the combined spin-splitting.

Fig. 6 shows the flux-periodic oscillations of the lowest energy state of the finite and infinite normal- and superconducting wire at  $k = 0$ . The oscillations of the normal conducting wire, Fig. 6(a), are the same for the finite and infinite wire and display flux-periodicity of  $2\Phi_0^{SC} = h/e$ , in accordance with Eq. 10. The Rashba spin-orbit coupling has the effect of shifting the oscillations in phase whilst the Zeeman interaction introduces a linear dependence of the flux quanta in addition to the quadratic dependence, without altering the periodicity. Combining the two interactions merges these effects in an expected manner. The lowest energy state of the infinite wire BdG Hamiltonian at  $k = 0$ , Fig. 6(b), displays clear  $h/2e$ -periodic oscillations in the absence of both Zeeman and spin-orbit interaction. Adding the Zeeman interaction mixes bands of opposite spins, resulting in sub-oscillations with alternating inverted curvature pro-

file, beyond a magnetic field strength corresponding to one superconducting flux quantum. The spin-orbit interaction unevenly doubles the periodicity and sharpens the oscillations of all periods, in accordance with lateral splitting of the dispersion, Fig. 5(b). The combination of the Zeeman and spin-orbit interaction results in approximately alternating constructive and destructive coherence of the separate oscillations, breaking the periodicity. The detailed shape of the oscillations depends on the position of the chemical potential, which governs the transition between states of varying angular momentum. Fig. 6(c) shows the minimum energy for all values

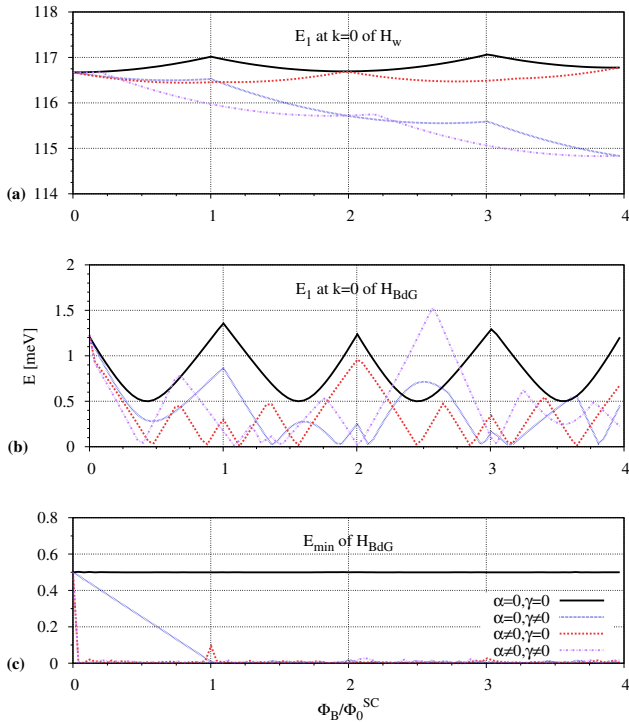


FIG. 6. Flux-periodic oscillations of the lowest energy state, in terms of the flux quantum  $\Phi_0^{SC} = h/2e$ , for the four cases of vanishing/non-vanishing Zeeman  $\gamma$ , and spin-orbit interaction  $\alpha$ . (a) The normal conducting wire, both finite and infinite at  $k = 0$ . (b) Superconducting infinite wire at  $k = 0$ . (c) Superconducting infinite wire for all  $k$ , direct correspondence with the lowest energy state of the finite wire.

of the wavevector  $k$ . In the absence of both Zeeman and spin-orbit interaction, the minimum gap is independent of the magnetic field strength, but rapidly closes if the spin-dependent interactions are included. The closing is linear in the case of the Zeeman interaction and happens at  $k \neq 0$ , which is also the case for the spin-orbit interaction but then the closing is abrupt. Incidentally, a small gap reopening and closing occurs around one and three flux quanta, in relation to the smallest amplitudes of the flux-periodic oscillations in Fig. 6(b). Irregularities of the minimum energy in Fig. 6(c) are due to small variations of the gap for differing values of the wavevector  $k$ .

## V. EFFECTS OF POLYGONAL CROSS-SECTION GEOMETRY

We proceed by comparing with a hexagonal shell, and for a fair comparison, the minimal shell thickness is set equal to the cylindrical shell. In this way, the sides are of similar thickness to the cylindrical case, whilst the corner radius is slightly larger Fig. 7(a). The cylindrical coordinate system of the grid results in irregularities of the shell surface, which is practical with respect to the irregularities of fabricated samples. By introducing corners into the grid domain of the transverse Hamiltonian, Fig. 7(a), separation of the lowest energy levels is induced, Fig. 7(b) due to the corner localization<sup>62</sup>, which increases the difference in wave vectors  $\vec{k} = \hbar^{-1}\vec{p}$ , for adjacent energy levels at the given chemical potential. This results in an increased difference in momentum between the quasiparticle bands, Fig. 7(c), compared with the cylindrical case. In Fig. 7(d), a minor decrease of variance between the cases of vanishing/nonvanishing Zeeman and spin-orbit interaction can be seen. However, the systems in Fig. 5 and Fig. 7 are at slightly different values of magnetic field strength  $|\vec{B}|$ , as higher magnetic fields are needed for the same number of flux quanta due to the smaller area,  $A$ , of the hexagon, as seen from the definition of magnetic flux  $\Phi_B = |\vec{B}|A$ .

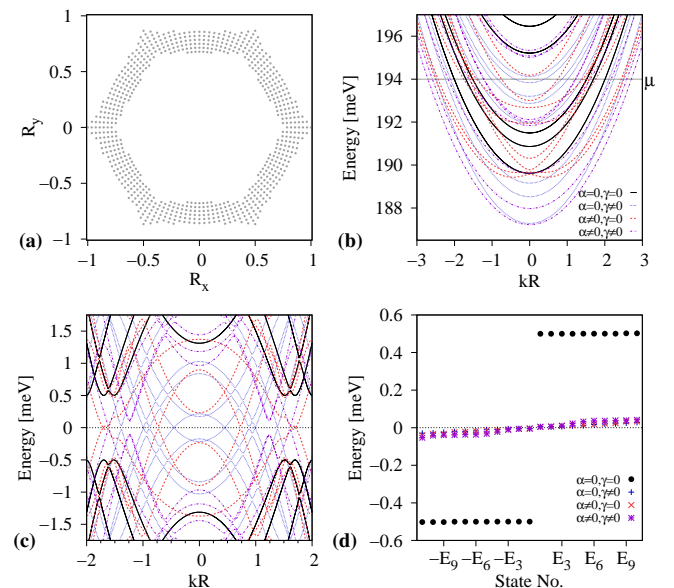


FIG. 7. State of the nanowire system at magnetic field strength  $|\mathbf{B}| = 1.56$  T. (a) Hexagonal nanowire cross section with units  $R = 50$  nm. Minimal shell thickness of 10 nm. (b) Energy dispersion of the infinite wire nearby the chemical potential ( $\mu$ ), for the four cases of vanishing/non-vanishing Zeeman interaction ( $\gamma$ ) and spin-orbit interaction ( $\alpha$ ). The dimensionless unit  $kR$  denotes the wavevector times radius. (c) Corresponding BdG quasiparticle energy dispersion for the infinite wire. (d) Finite wire BdG quasiparticle energy states.

Compared with the cylindrical case, the flux-periodic oscillations of the normal conducting wire are nearly identical, Fig. 8(a). This is expected as the effective quantum wells formed by the corners, overlap in the sides<sup>62–64</sup>, so that the hexagon is not too different from the cylinder. More specifically, the angular momentum from the external magnetic field is not overpowered by the corner localization. Therefore the theory for cylindrical nanowires may often be in qualitative agreement with experimental results from hexagonal wires<sup>50</sup>. The oscillations of the BdG spectrum of the infinite wire at  $k = 0$ , Fig. 8(b,c), share the same features as the cylindrical case. A period of  $h/2e$  is clearly obtained for vanishing Zeeman and spin-orbit interaction but the peak amplitudes are alternately equal.

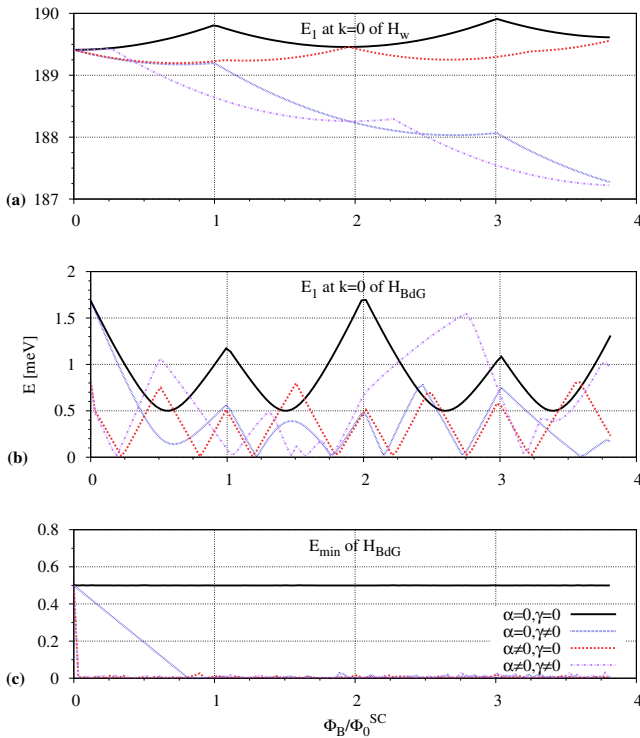


FIG. 8. Flux-periodic oscillations of the lowest energy state for a hexagonal wire cross-section, in terms of the flux quantum  $\Phi_0^{SC} = h/2e$ , for the four cases of vanishing/non-vanishing Zeeman  $\gamma$ , and spin-orbit interaction  $\alpha$ . (a) The normal conducting wire, both finite and infinite at  $k = 0$ . (b) Superconducting infinite wire at  $k = 0$ . (c) Superconducting infinite wire for all  $k$ , direct correspondence with the lowest energy state of the finite wire.

The  $h/2e$  periodicity is found to be highly dependent on the chemical potential. This applies as well to the cylindrical case, but explored here in more detail for the hexagonal cross-section, as it is a more realistic and common configuration of nanowire geometry. In Fig. 9, the periodicity in the case of vanishing Zeeman and spin-orbit interaction is shown for nine values of the chemical

potential in integer steps. With increasing energy, the periodicity approximately alternates between periodicity of a normal and superconducting flux quanta.

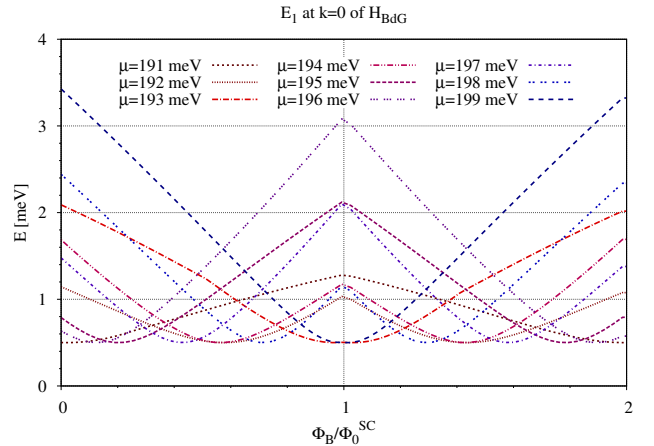


FIG. 9. Varying period of flux-periodic oscillations of the lowest energy state of the infinite wire BdG spectra at  $k = 0$  of the hexagonal nanowire.

Comparing with the flux-periodic oscillation of the normal conducting energy bands, Fig. 10, there is a correspondence with values of chemical potentials at crossings and  $h/e$  periodicity seen in Fig. 9. This is clearly seen at  $\mu = 199$  meV for example, where the period minima corresponds to the crossing at one flux quantum in Fig. 10. Conversely, for  $\mu = 191$  meV, the crossing is at zero and three flux quanta, leading to a period maxima at one flux quantum. As the chemical potential is shifted away from crossings, the sub-periods appear. At values exactly midway between crossings, where  $\mu = 192$  meV comes close, the  $h/2e$  periodicity is displayed.

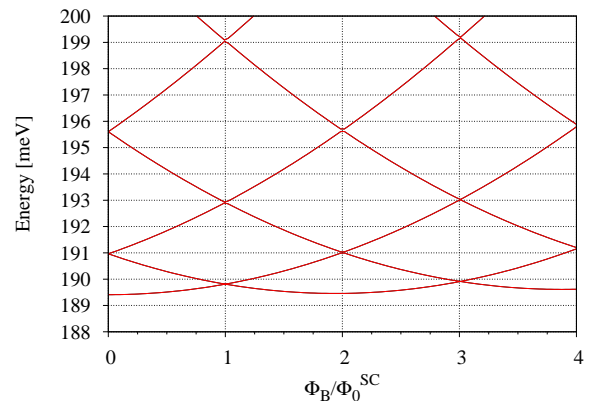


FIG. 10. Oscillations of the infinite normal conducting hexagonal wire.

To specify the underlying interaction in the BdG spectra, we chose two chemical potential values and compare the corresponding flux-periodicity, Fig. 11(a).

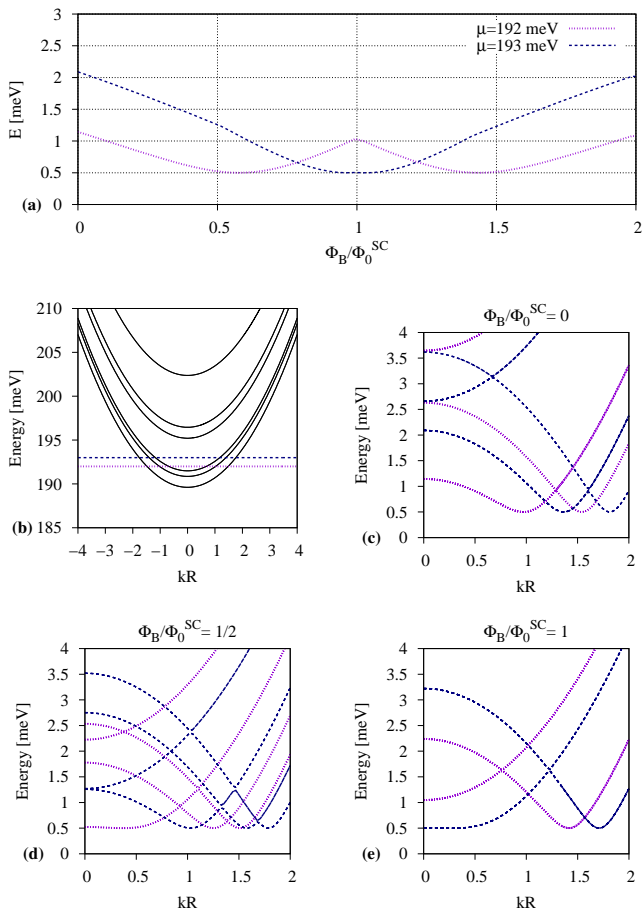


FIG. 11. (a) BdG gap at  $k = 0$  of the infinite wire for two values of the chemical potential. (b) Infinite wire dispersion. (c) BdG dispersion for magnetic fields strengths equal to zero superconducting flux quanta, (d) half a flux quantum, (e) one flux quantum.

The BdG Hamiltonian essentially doubles the degrees of freedom, coupling electrons and holes of opposite spin by the gap parameter. The value of the chemical potential in the normal wire, Fig. 11(b) determines around which values of  $k$  the induced gap is situated. The key difference between the two cases is that in the case of the higher chemical potential, there is a crossing of the adjacent upper energy level in the BdG spectra, Fig. 11(c), such that the curvature of the second band at  $k = 0$  is inverted with respect to the first one. As the magnetic field strength is increased to the value of half a flux quantum, this energy level meets the lowest one at the energy value 1.25 meV, Fig. 11(d). Further increasing the magnetic field strength, the two bands join and the lowest energy is overtaken in a sense so that the energy keeps lowering up to the value of one flux quantum, Fig. 11(e).

To investigate effects of increased corner localization, a square cross-section is calculated, Fig. 12(a). The corner states form a near degenerate group that is still influenced by the orbital magnetic term, which manifests in

splitting of the lowest energy states in the absence of both  $\gamma, \alpha$ , Fig. 12(b). The corner geometry has the non-trivial effect<sup>60</sup> of enhancing the longitudinal component of the spin-orbit coupling, Eq. (17). As before, higher magnetic field strength is needed for an equal amount of flux quanta, due to the decreased area of the square cross-section. Most notably in the case of solely nonvanishing spin-orbit coupling, there is no gap closing at the given magnetic field strength, Fig. 12(c,d). The flux-periodic

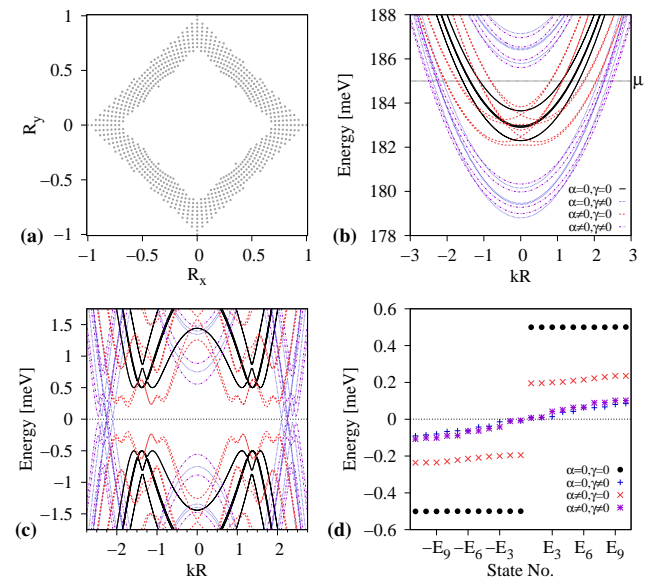


FIG. 12. State of the nanowire system at magnetic field strength  $|\mathbf{B}| = 2.32$  T. (a) Square nanowire cross section with units  $R = 50$  nm. Minimal shell thickness of 10 nm. (b) Energy dispersion of the infinite wire nearby the chemical potential ( $\mu$ ), for the four cases of vanishing/non-vanishing Zeeman interaction ( $\gamma$ ) and spin-orbit interaction ( $\alpha$ ). The dimensionless unit  $kR$  denotes the wavevector  $k$  [m]<sup>-1</sup> times the radius  $R$ [m]. (c) Corresponding BdG quasiparticle energy dispersion for the infinite wire. (d) Finite wire BdG quasiparticle energy states.

oscillations of the normal conducting wire on the other hand are nearly flattened out due to corner localization Fig. 13(a). Furthermore, there is very little indication of the superconducting flux quanta in Fig. 13(b). This is attributed to the large separation between the first groups of corner- and side-localized states, as this is the main variable between the cases. The oscillations of the minimum energy for all  $k$  in the infinite wire BdG spectra, Fig. 13(c) show alternating gap opening and closing with periodicity of the superconducting flux quanta. The induced magnetic field from the spin-orbit coupling opposes the external magnetic field, allowing for the gap opening.

As a final note,  $h/e$  periodicity was also found for magneto-oscillations of the current density in superconducting square loops in Refs. 65 and 66 and the relationship between rotational symmetry and flux quantization was discussed in Refs. 67 and 68.

## VI. CONCLUSIONS

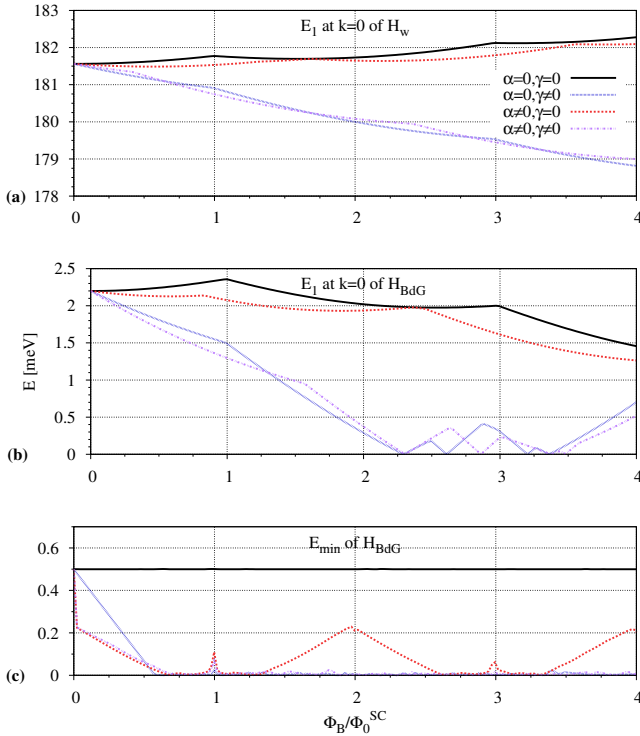


FIG. 13. Flux-periodic oscillations of the lowest energy state for a square wire cross-section, in terms of the flux quantum  $\Phi_0^{SC} = h/2e$ , for the four cases of vanishing/non-vanishing Zeeman  $\gamma$ , and spin-orbit interaction  $\alpha$ . (a) The normal conducting wire, both finite and infinite at  $k = 0$ . (b) Superconducting infinite wire at  $k = 0$ . (c) Superconducting infinite wire for all  $k$ , direct correspondence with the lowest energy state of the finite wire.

Flux-periodic oscillations in a core-shell nanowire system are explored numerically. Magneto-oscillations of the lowest energy states of the Bogoliubov-de Gennes Hamiltonian (BdG) and its components are calculated for cylindrical, hexagonal and square cross-section geometries. For the former two cases,  $h/2e$  periodicity is found for specific values of the chemical potential whilst the periodicity for the square wire is found to be strictly  $h/e$ . The superconducting parameter is constant throughout the calculation, with no phase dependency imposed. Zeeman and spin-orbit interaction are found to influence the flux periodicity considerably so that a periodicity of a fractional superconducting flux quanta is obtained at zero wavevector in the infinite wire BdG dispersion. The flux-periodicity arises from minimal coupling in the diagonal Hamiltonians of the BdG. The transition between  $h/e$  and  $h/2e$  periodicity is found to be dependent on the adjacent higher energy level with respect to the chemical potential.

## ACKNOWLEDGMENTS

This research was supported by the Reykjavik University Research Fund, project no. 218043 and the Icelandic Research Fund, grant no. 206568-051. We are grateful to Vidar Gudmundsson for discussions.

- <sup>1</sup> J.-X. Zhu and Z. D. Wang, Phys. Rev. B **51**, 13813 (1995).
- <sup>2</sup> N. Byers and C. N. Yang, Phys. Rev. Lett. **7**, 46 (1961).
- <sup>3</sup> B. Fourcade, Phys. Rev. B **33**, 6644 (1986).
- <sup>4</sup> Q. Li and C. M. Soukoulis, Phys. Rev. Lett. **57**, 3105 (1986).
- <sup>5</sup> B. Pannetier, J. Chaussy, R. Rammal, and P. Gandit, Phys. Rev. B **31**, 3209 (1985).
- <sup>6</sup> B. Altshuler, A. Aronov, and B. Spivak, JETP Lett. **33**, 94 (1981).
- <sup>7</sup> A. Seidel and D.-H. Lee, Phys. Rev. B **71**, 045113 (2005).
- <sup>8</sup> X. Xu, Y. Li, and C. L. Chien, Phys. Rev. Lett. **124**, 167001 (2020).
- <sup>9</sup> Y. Yasui, K. Lahabi, M. S. Anwar, Y. Nakamura, S. Yonezawa, T. Terashima, J. Aarts, and Y. Maeno, Phys. Rev. B **96**, 180507 (2017).
- <sup>10</sup> X. Cai, Y. A. Ying, N. E. Staley, Y. Xin, D. Fobes, T. J. Liu, Z. Q. Mao, and Y. Liu, Phys. Rev. B **87**, 081104 (2013).
- <sup>11</sup> Y. V. Nazarov, Zh. Eksp. Teor. Fiz. **95**, 338 (1989).
- <sup>12</sup> V. B. Geshkenbein, A. I. Larkin, and A. Barone, Phys. Rev. B **36**, 235 (1987).
- <sup>13</sup> M. Sato and Y. Ando, Reports on Progress in Physics **80**, 076501 (2017).
- <sup>14</sup> L. Fu and E. Berg, Phys. Rev. Lett. **105**, 097001 (2010).
- <sup>15</sup> R. Aguado, La Rivista del Nuovo Cimento, 523–593 (2017).
- <sup>16</sup> C. Beenakker, Annual Review of Condensed Matter Physics **4** (2013).
- <sup>17</sup> X.-P. Liu, Y. Zhou, Y.-F. Wang, and C.-D. Gong, New Journal of Physics **19**, 093018 (2017).
- <sup>18</sup> T. D. Stanescu and S. Tewari, Journal of Physics: Condensed Matter **25**, 233201 (2013).
- <sup>19</sup> J. Alicea, Reports on Progress in Physics **75**, 076501 (2012).
- <sup>20</sup> R. M. Lutchyn, J. D. Sau, and S. Das Sarma, Phys. Rev. Lett. **105**, 077001 (2010).
- <sup>21</sup> C. C. Tsuei, J. R. Kirtley, A. Gupta, J. Z. Sun, K. A. Moler, Z. F. Ren, and J. H. Wang, Physica Scripta **T66**, 212 (1996).
- <sup>22</sup> D. A. Ivanov, Phys. Rev. Lett. **86**, 268 (2001).
- <sup>23</sup> S. W. Seo, S. Kang, W. J. Kwon, and Y.-i. Shin, Phys. Rev. Lett. **115**, 015301 (2015).
- <sup>24</sup> F. Manni, K. G. Lagoudakis, T. C. H. Liew, R. André, V. Savona, and B. Deveaud,



- Nature Communications **3**, 1309 (2012).
- <sup>25</sup> S. Autti, V. V. Dmitriev, J. T. Mäkinen, A. A. Soldatov, G. E. Volovik, A. N. Yudin, V. V. Zavjalov, and V. B. Eltsov, Phys. Rev. Lett. **117**, 255301 (2016).
- <sup>26</sup> M. M. Salomaa and G. E. Volovik, Rev. Mod. Phys. **59**, 533 (1987).
- <sup>27</sup> H. T. Nieh, G. Su, and B.-H. Zhao, Phys. Rev. B **51**, 3760 (1995).
- <sup>28</sup> C. N. Yang, Rev. Mod. Phys. **34**, 694 (1962).
- <sup>29</sup> M. A. Rampp and J. Schmalian, Journal of Physics Communications **6**, 055013 (2022).
- <sup>30</sup> E. Babaev, Physical Review Letters **89** (2002).
- <sup>31</sup> C. A. R. Sá de Melo, Phys. Rev. B **53**, R6010 (1996).
- <sup>32</sup> W. A. Little and R. D. Parks, Phys. Rev. Lett. **9**, 9–12 (1962).
- <sup>33</sup> Y. Malozovsky and J. Fan, Physics Letters A **257**, 332 (1999).
- <sup>34</sup> F. Peñaranda, R. Aguado, P. San-Jose, and E. Prada, arXiv e-prints, arXiv:1911.06805 (2019), arXiv:1911.06805 [cond-mat.mes-hall].
- <sup>35</sup> J. Hajer, M. Kessel, C. Brüne, M. Stehno, H. Buhmann, and L. Molenkamp, Nano Letters (2019), 10.1021/acs.nanolett.9b01472.
- <sup>36</sup> C. Blömers, T. Rieger, P. Zellekens, F. Haas, M. I. Lepsa, H. Hardtdegen, Ö. Gül, N. Demarina, D. Grützmacher, H. Lüth, and T. Schäpers, Nanotechnology **24**, 035203 (2013).
- <sup>37</sup> M.-E. Pistol and C. E. Pryor, Phys. Rev. B **78**, 115319 (2008).
- <sup>38</sup> T. Rieger, M. Luysberg, T. Schäpers, D. Grützmacher, and M. I. Lepsa, Nano Letters **12**, 5559–5564 (2012).
- <sup>39</sup> H. Fan, M. Knez, R. Scholz, K. Nielsch, E. Pippe, D. Hesse, U. Gösele, and M. Zacharias, Nanotechnology **17**, 5157 (2006).
- <sup>40</sup> D. J. O. Göransson, M. Heurlin, B. Dalelkhan, S. Abay, M. E. Messing, V. F. Maisi, M. T. Borgström, and H. Q. Xu, Applied Physics Letters **114**, 053108 (2019).
- <sup>41</sup> P. Zellekens, N. Demarina, J. Janßen, T. Rieger, M. I. Lepsa, P. Perla, G. Panaitov, H. Lüth, D. Grützmacher, and T. Schäpers, Semiconductor Science and Technology **35**, 085003 (2020).
- <sup>42</sup> Önder Gül, D. J. van Woerkom, I. van Weperen, D. Car, S. R. Plissard, E. P. A. M. Bakkers, and L. P. Kouwenhoven, Nanotechnology **26**, 215202 (2015).
- <sup>43</sup> P. Wójcik, A. Bertoni, and G. Goldoni, Applied Physics Letters **114**, 073102 (2019), <https://doi.org/10.1063/1.5082602>.
- <sup>44</sup> I. van Weperen, B. Tarasinski, D. Eeltink, V. S. Pribiag, S. R. Plissard, E. P. A. M. Bakkers, L. P. Kouwenhoven, and M. Wimmer, Physical Review B **91** (2015), 10.1103/physrevb.91.201413.
- <sup>45</sup> T. D. Stanescu, R. M. Lutchyn, and S. Das Sarma, Phys. Rev. B **84**, 144522 (2011).
- <sup>46</sup> O. Erlandsson, D. Sabonis, A. Kringhøj, T. W. Larsen, P. Krogstrup, K. D. Petersson, and C. M. Marcus, (2022), 10.48550/ARXIV.2202.05974.
- <sup>47</sup> D. Sabonis, O. Erlandsson, A. Kringhøj, B. van Heck, T. W. Larsen, I. Petkovic, P. Krogstrup, K. D. Petersson, and C. M. Marcus, Phys. Rev. Lett. **125**, 156804 (2020).
- <sup>48</sup> J.-X. Zhu, *Bogoliubov de Gennes Methods and its Applications* (Springer, 2016).
- <sup>49</sup> N. N. Bogoliubov, Nuovo Cim. **7**, 794–805 (1958).
- <sup>50</sup> P. San-Jose, C. Payá, C. M. Marcus, S. Vaitiekėnas, and E. Prada, (2022), 10.48550/ARXIV.2207.07606.
- <sup>51</sup> V. L. Ginzburg and L. D. Landau, Zh. Eksp. Teor. Fiz. **20**, 1064–1082 (1950).
- <sup>52</sup> A. L. Fetter and J. D. Walecka, *Quantum Theory of Many-Particle Systems* (New York: Dover., 2003).
- <sup>53</sup> M. Tinkham, *Introduction to Superconductivity* (Dover Publications, Inc. Mineola, New York., 2003).
- <sup>54</sup> D. S. Golubović, W. V. Pogosov, M. Morelle, and V. V. Moshchalkov, Phys. Rev. B **68**, 172503 (2003).
- <sup>55</sup> A. A. Eremko, L. S. Brizhik, and V. M. Loktev, Low Temperature Physics **44**, 573–583 (2018), <https://doi.org/10.1063/1.5037561>.
- <sup>56</sup> B. Berche, E. Medina, and A. López, EPL (Europhysics Letters) **97**, 67007 (2012).
- <sup>57</sup> R. Gurtler and D. Hestenes, Journal of Mathematical Physics **16**, 573 (1975), <https://doi.org/10.1063/1.522555>.
- <sup>58</sup> Y. A. Bychkov and É. I. Rashba, Soviet Journal of Experimental and Theoretical Physics Letters **39**, 78 (1984).
- <sup>59</sup> G. Dresselhaus, Phys. Rev. **100**, 580 (1955).
- <sup>60</sup> A. Bringer and T. Schäpers, Phys. Rev. B **83**, 115305 (2011).
- <sup>61</sup> T. D. Stanescu and S. Das Sarma, Phys. Rev. B **96**, 014510 (2017).
- <sup>62</sup> A. Sitek, L. Serra, V. Gudmundsson, and A. Manolescu, Phys. Rev. B **91**, 235429 (2015).
- <sup>63</sup> G. Ferrari, G. Goldoni, A. Bertoni, G. Cuoghi, and E. Molinari, Nano Letters **9**, 1631 (2009).
- <sup>64</sup> H. Wu, D. W. L. Sprung, and J. Martorell, Journal of Applied Physics **72**, 151 (1992).
- <sup>65</sup> G.-Q. Zha, S.-S. Wang, J.-C. Wang, and S.-P. Zhou, Journal of Applied Physics **112**, 033907 (2012), <https://doi.org/10.1063/1.4742051>.
- <sup>66</sup> F. Loder, A. P. Kampf, T. Kopp, J. Mannhart, C. W. Schneider, and Y. S. Barash, Nature Physics **4**, 112 (2008).
- <sup>67</sup> B. B. Schwartz and L. N. Cooper, Phys. Rev. **137**, A829 (1965).
- <sup>68</sup> B. B. Schwartz and L. N. Cooper, Rev. Mod. Phys. **36**, 280 (1964).