

Panoramic SETI: Program Update and High-Energy Astrophysics Applications

Jérôme Maire^a, Shelley A. Wright^{a,b}, Jamie Holder^c, David Anderson^d, Wystan Benbow^e, Aaron Brown^a, Maren Cosens^{a,b}, Gregory Foote^c, William F. Hanlon^e, Olivier Hervet^f, Paul Horowitz^g, Andrew W. Howard^h, Ryan Lee^d, Wei Liu^{d,i}, Rick Raffanti^j, Nicolas Rault-Wang^{d,i}, Remington P. S. Stone^k, Dan Werthimer^{d,i}, James Wiley^{a,b}, and David A. Williams^f

^aCenter for Astrophysics & Space Sciences, University of California San Diego, CA, USA

^bDepartment of Physics, University of California San Diego, CA, USA

^cDepartment of Physics and Astronomy, University of Delaware, DE, USA.

^dSpace Sciences Laboratory, University of California Berkeley, CA, USA

^eCenter for Astrophysics | Harvard & Smithsonian, Cambridge, MA, USA

^fSanta Cruz Institute for Particle Physics and Department of Physics, University of California, Santa Cruz, CA, USA

^gDepartment of Physics, Harvard University, Cambridge, MA, USA

^hAstronomy Department, California Institute of Technology, Pasadena, CA, USA

ⁱDepartment of Astronomy, University of California Berkeley, CA, USA

^jTechne Instruments, Oakland, CA, USA

^kUniversity of California Observatories, Lick Observatory, CA, USA

ABSTRACT

Optical SETI (Search for Extraterrestrial Intelligence) instruments that can explore the very fast time domain, especially with large sky coverage, offer an opportunity for new discoveries that can complement multimessenger and time domain astrophysics. The Panoramic SETI experiment (PANOSSETI) aims to observe optical transients with nanosecond to second duration over a wide field-of-view ($\sim 2,500$ sq.deg.) by using two assemblies of tens of telescopes to reject spurious signals by coincidence detection. Three PANOSSETI telescopes, connected to a White Rabbit timing network used to synchronize clocks at the nanosecond level, have been deployed at Lick Observatory on two sites separated by a distance of 677 meters to distinguish nearby light sources (such as Cherenkov light from particle showers in the Earth's atmosphere) from astrophysical sources at large distances. In parallel to this deployment, we present results obtained during four nights of simultaneous observations with the four 12-meter VERITAS gamma-ray telescopes and two PANOSSETI telescopes at the Fred Lawrence Whipple Observatory. We report PANOSSETI's first detection of astrophysical gamma rays, comprising three events with energies in the range between ~ 15 TeV and ~ 50 TeV. These were emitted by the Crab Nebula, and identified as gamma rays using joint VERITAS observations.

Keywords: Nanosecond timing, transients, Cherenkov shower, Cosmic Rays, Gamma Rays, SETI

1. INTRODUCTION

Astronomical instruments with precision time resolution can be employed to search for technosignatures by means of detecting nano- to milli-second light pulses that could be emitted, for instance, for the purpose of interstellar communications or energy transfer. Numerous programs have been conducted to search for technosignatures using optical wavelengths^{1–7} including near-infrared.⁸ With 0.32 sq.deg. of instantaneous field-of-view, the first optical SETI all-sky surveys^{9,10} used a transit observing approach to cover the sky in 150 clear nights. To

Further author information: (Send correspondence to J.M.)

J.M.: E-mail: jmaire@ucsd.edu

efficiently and constantly survey the entire sky, however, groups of single-aperture telescopes capable of collecting light instantaneously from different parts of the sky are still required.

The Panoramic SETI experiment (PANOSSETI^{11–14}) is an all-sky observatory project aiming to detect transients that will cover a wide range of timescales in a search for nanosecond to second pulsed light signals across all optical wavelengths. Each part of the sky is observed simultaneously from two locations for direct detection and confirmation of transients. Based upon two assemblies of twenty-four 0.46-m Fresnel-lens telescopes equipped with fast, low-noise silicon photo-multipliers operating in the 0.32–0.85 μm spectral range, the PANOSSETI instrument can detect flashes of light that could have been sent from kiloparsec distances and beamed toward our direction. For instance, a pulse of light emitted by a laser delivering 20 ns shaped pulses of megajoule energies and collimated with a 10-m telescope located at 1 kpc away from us would be orders of magnitude brighter than the entire broadband visible stellar background from our perspective.⁴

The small aperture, wide field-of-view, and low cost of the PANOSSETI telescopes also make them potentially well-suited for gamma-ray astronomy at the highest energies. When a high-energy gamma-ray photon or cosmic-ray particle enters the Earth’s atmosphere, it initiates a particle cascade which can be detected via the pulse of blue Cherenkov radiation it emits. Ground-based gamma-ray telescopes exploit this effect, using large aperture ($> 10\text{ m}$) mirrors and fast photo-detector cameras to record Cherenkov images of the showers. Subsequent analysis of these images allows determination of the nature of the primary (photon or particle), its arrival direction and its energy. The energy range covered by this technique is typically from around 100 GeV to tens of TeV, reaching 100 TeV only for the brightest sources. Hundreds of astrophysical gamma-ray sources, both Galactic and extragalactic, have been identified using this technique*. At higher energies, direct detection of the shower particles is used; recent results from the LHAASO collaboration have revealed the existence of gamma-ray emitters extending up to PeV energies.¹⁵ The main benefit of this particle detection approach is that it provides the large effective area ($>1\text{ km}^2$) which is required to measure the extremely low flux of gamma rays at the highest energy. Cherenkov telescopes can operate in the same energy range, but are typically non-imaging, to reduce unit cost (e.g., TAIGA-HiScore¹⁶). The unit cost of PANOSSETI telescopes is approximately two orders of magnitude less than a large aperture imaging Cherenkov telescope, such as those that make up the VERITAS array. A large array of low-cost PANOSSETI telescopes, each equipped with a 1,000 pixel camera, would permit applying the benefits of the imaging technique (excellent angular resolution, energy resolution and background discrimination) to the PeV regime.

We describe in Sect.2 the recent deployment of a third PANOSSETI telescope at Lick Observatory providing a baseline separation of 677-m. We report in Sect.3 results obtained from joint PANOSSETI and VERITAS observations at the Whipple Observatory in November 2021.

2. PANOSSETI: PROGRAM UPDATE

The PANOSSETI experiment aims to observe 2,350 square degrees instantaneously by making use of multiple large field-of-view telescopes. PANOSSETI is currently in its final design phase, and at final production two dedicated observatories will house 24 telescopes per site. Each part of the sky is observed simultaneously from two locations for direct detection and confirmation of optical transients.

Each telescope is equipped with a 0.46-m f/1.32 Fresnel-lens which focuses the light onto a 32x32-pixel photon-counting detector subdivided into 16 adjacent 8x8-pixel Multi-Pixel Photon Counter (Hamamatsu S13361-3050AE-08) detector arrays operating in the 0.32 - 0.85 μm spectral range. These silicon photomultipliers (SiPMs) are comprised of Geiger-mode-operated avalanche photodiodes highly linear in pulse intensity, with a high internal gain to enable single-photon detection while featuring low dark count ($<1\text{ Mcps}$ per SiPM), high photon detection efficiency in the visible (45%), and nanosecond timing resolution. Each PANOSSETI detector contains four custom readout boards that make use of a 64-bit Application-Specific Integrated Circuit (ASIC) capable of pulse shaping and trigger detection of individual pulses. Each detector board reads four 8x8 pixel SiPM arrays that feed four ASICs, amplifying the signal and delivering a per-pixel trigger signal to a Field Programmable Gate Array (FPGA). A 1 Gb per second fiber connection provides data communications to a central multi-telescope 10 Gb network switch connected to a central computer.

*<http://tevcat.uchicago.edu/>

For timing synchronicity between telescopes, PANOSSETI makes use of a White Rabbit^{17,18} precision time distribution system that provides 1 ns time-stamping for each triggered event. The PANOSSETI White Rabbit system is connected to a GPS receiver for absolute timing synchronicity.

To detect optical pulse widths ranging from nanoseconds to seconds, each telescope’s custom readout electronics system is configured to support two different operational modes that can be run simultaneously.¹⁸ The Pulse Height mode starts data acquisition when any pixel signal exceeds a programmable threshold, triggering the readout of the entire quadrant board. These events are then cross-correlated in time with the other telescopes to check for any other triggered events. This Pulse Height mode has been standard for previous optical SETI experiments^{1,2,4,19,20} and is optimized for detecting pulse widths shorter than ~ 100 ns. Concurrently, the Continuous Imaging Mode employs counters on every pixel that count over-threshold events to produce images at a programmable frame rate. This mode is used for detecting transients above 20 microsecond duration. Over-threshold events for each pixel are counted by the FPGA and all pixel counters are sent over ethernet to the central computer system, along with an accurate time stamp for each frame.

Our team is conducting laboratory and on-sky verification of our prototype telescopes and focal plane electronics. To verify our White Rabbit timing system and false alarm rates, we first installed two prototype units at Lick Observatory at a single site to measure on-sky performance.

During prototyping efforts, the deployment of pairs of telescopes has proven the benefit of using long baselines to minimize the number of false alarms by providing enough parallax to easily distinguish nearby transient light sources (such as Cherenkov showers) from astrophysical sources at large distances.²¹ Therefore, a third telescope was deployed at Lick Observatory in June 2022 at a distance of 677 meters from the first site (Fig.1). It uses a 2.2-m diameter remote-controlled dome and is fiber-connected to the first site for data transfer, remote operations, and time synchronization.



Figure 1. LEFT: Two PANOSSETI telescopes were deployed inside the Astrograph dome at Lick Observatory. RIGHT: The deployment of a third telescope at a distance of 677 m from the Astrograph confirmed the benefit of using a long baseline to identify and characterize transient phenomena (Left and right photos: courtesy Laurie Hatch Photography).

3. PANOSSETI COORDINATED OBSERVATIONS WITH VERITAS

3.1 Experimental setup

The PANOSSETI team performed four nights of simultaneous observations with the four 12-meter VERITAS gamma-ray telescopes²² at the Fred Lawrence Whipple Observatory on November 4-7 2021. Coordinated observations of CALIPSO (LIDAR satellite), the Crab Nebula, and other potential sources of gamma rays were performed. During the first two nights of coordinated observations, the two PANOSSETI telescopes were located

beside the VERITAS T4 telescope (Fig.2). For the last two nights, one of the PANOSETI telescopes was moved beside the VERITAS T2 telescope at a distance of 127 meters from the other PANOSETI telescope. Two long fibers were temporarily deployed for data communications between the telescopes, the host computer and the White Rabbit switch.

During all of the coordinated observations, the PANOSETI telescopes were aligned to the same celestial coordinates targeted by the four VERITAS telescopes and made use of Celestron CGX equatorial mounts for tracking. The PANOSETI telescope backends were also aligned in position angle.



Figure 2. Pictured here are two PANOSETI 0.5-m telescopes with one of the 12-m VERITAS telescopes (T4) in the background. Joint observations were performed in November 2021.

3.2 Data & Analysis

During joint observations, the PANOSETI detectors were set in Pulse Height mode to detect and record events above a minimum threshold of 11.5 photo-electrons in a single pixel. All PANOSETI triggered events recorded during the Crab Nebula observations were cross-correlated in time with the VERITAS detected events to search for matched events. The same procedure was used to search for events coincident in time between PANOSETI telescopes that occurred within the same 100 ns time window, after correcting for time delays due to the separation and pointing directions of the telescopes.

Each PANOSETI shower image is parameterized using the Hillas method²³ to characterize the morphology of the shower (such as the direction of shower main axis, the length and the width of the apparent shower, and its asymmetry, as illustrated on Figure 3-left). A direct comparison of Hillas parameter values with those obtained with VERITAS data is then possible. A subsequent step of intersecting the shower main axes measured by the two separated PANOSETI telescopes allows us to determine the arrival direction of the hadron or gamma ray that induced the Cherenkov shower (Figure 3-right), as performed routinely with data from the four VERITAS telescopes.²³ The PANOSETI 127-meter-long baseline used during the Crab Nebula observations introduces a small but measurable parallax angle for flashes of light generated in Earth's atmosphere ($\sim 0.2^\circ$ to $\sim 0.8^\circ$, i.e., ~ 0.7 to ~ 2.6 pixels for a shower maximum at 10 km above sea level and above 30° elevation).

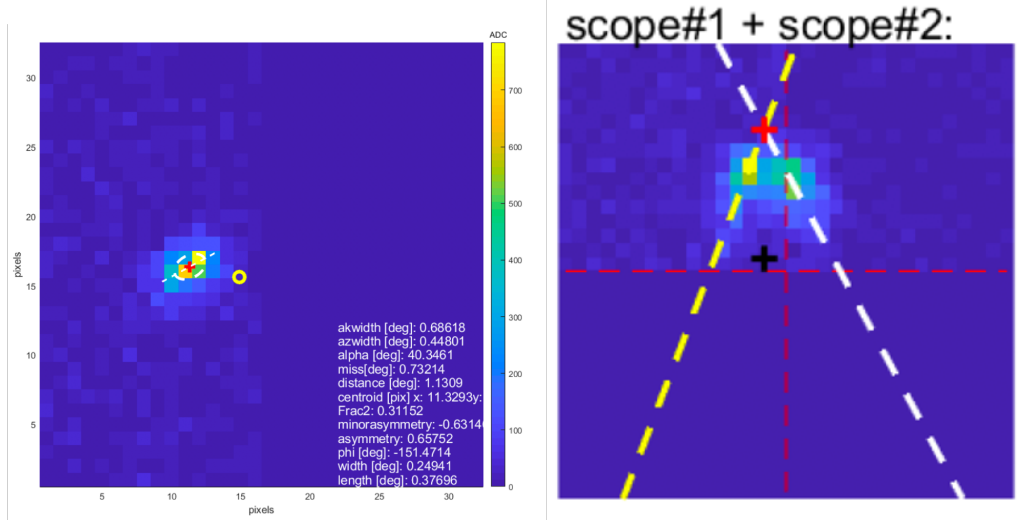


Figure 3. Examples of hadron-induced showers imaged with PANOSSETI along with Hillas parameters (left panel). The intersection of shower main axes measured on the two telescopes determines the arrival direction (right panel).

3.3 Results

3.3.1 Timing synchronicity between VERITAS and PANOSSETI

Joint observations of the NASA/CNES Cloud-Aerosol Lidar and Infrared Pathfinder Satellite (CALIPSO), which sends repeated 20 ns optical pulses at a frequency of 20.16Hz, were performed at the Fred Lawrence Whipple Observatory on November 6 2021. CALIPSO was observed during culmination at 80.6° elevation. VERITAS T4 telescope detected ~ 75 pulses, with an average pulse intensity of ~ 4000 photo-electrons. PANOSSETI detected 180 pulses with peak intensities between ~ 20 and 50 photo-electrons, depending on how the satellite was centered on the pixels.

Figure 4 shows the difference in time between successive timestamps obtained during joint observations of CALIPSO. These simultaneous measurements of the CALIPSO pulses confirmed the sub-microsecond synchronicity between PANOSSETI and VERITAS telescopes.

3.3.2 PANOSSETI gamma-ray detections

The night of November 7 2021 was dedicated to joint observations of the Crab Nebula, during which one of the PANOSSETI telescopes was deployed beside the VERITAS T4 telescope. The PANOSSETI telescope hardware was fiber-connected for data transfer and timing synchronicity to the other PANOSSETI telescope, itself deployed beside the VERITAS T2 telescope.

During 6.2 hours of continuous observations, 10,540 Cherenkov showers (largely cosmic-ray background) observed with PANOSSETI were confirmed by VERITAS. Among these, 3,122 showers were detected by the two PANOSSETI telescopes set to detect events above 11.5 photo-electrons. Three of these showers were identified by the four VERITAS telescopes as being very likely due to gamma rays emitted by the Crab Nebula (Fig. 5). The reconstructed energy of the primary gamma rays obtained from the VERITAS data analysis was 15, 36 and 51 TeV.

4. SUMMARY

We have demonstrated that PANOSSETI has the potential to explore the extreme Universe through the detection of ultra-high-energy gamma rays. PANOSSETI is capable of detecting gamma rays (and cosmic rays) with energies greater than ~ 10 TeV. PANOSSETI's first detection of gamma rays emitted from the Crab Nebula was confirmed by joint VERITAS observations.

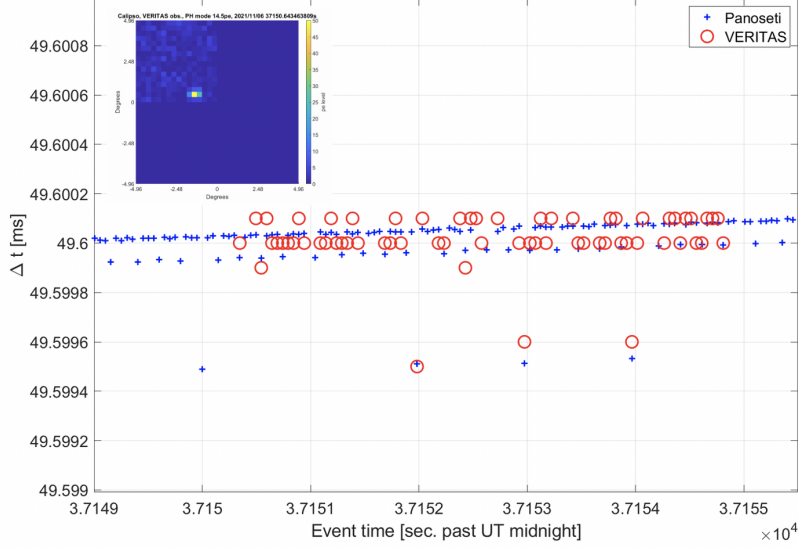


Figure 4. (top-left) CALIPSO optical pulse as seen by one of the PANOSSETI telescopes at the Whipple Observatory on November 6 2021. The figure shows the difference in time between successive pulses obtained with one of the PANOSSETI telescopes and the closest VERITAS telescope (T4), showing sub-microsecond synchronicity between the VERITAS and PANOSSETI telescopes. PANOSSETI was some 120km distant from CALIPSO’s 70m footprint: glints from the latter’s aperture were adequate for 100% detection.

With its 677-m long-baseline prototype telescopes recently deployed at Lick Observatory, PANOSSETI is entering its final design phase with on-sky characterizations. At final production, two dedicated observatories will house 24 telescopes per site. New pairs of telescopes will be added progressively to increase the size of its total instantaneous field-of-view, for an all-sky search of optical technosignatures and astrophysical transients.

ACKNOWLEDGMENTS

We would like to acknowledge the Lick Observatory staff and engineers for their help in the installation of the PANOSSETI telescopes into the Astrograph dome and Barnard sites. We also thank the VERITAS Collaboration and the technical support staff at the Fred Lawrence Whipple Observatory for their cooperation in obtaining joint observations and for the use of their data. We thank the Bloomfield Family Foundation for supporting SETI research at UC San Diego in the CASS Optical and Infrared Laboratory. We also thank Franklin Antonio for valuable comments and support. Harvard SETI was supported by The Planetary Society and The Bosack/Kruger Charitable Foundation. UC Berkeley’s SETI efforts involved with PANOSSETI are supported by NSF grant 1407804, the Breakthrough Prize Foundation, and the Marilyn and Watson Alberts SETI Chair fund.

REFERENCES

- [1] Werthimer, D., Anderson, D., Bowyer, C. S., Cobb, J., Heien, E., Korpela, E. J., Lampton, M. L., Lebofsky, M., Marcy, G. W., McGarry, M., and Treffers, D., “Berkeley radio and optical SETI programs: SETI@home, SERENDIP, and SEVENDIP,” in [*The Search for Extraterrestrial Intelligence (SETI) in the Optical Spectrum III*], Kingsley, S. A. and Bhathal, R., eds., *Proc. SPIE, Vol.4273* **4273**, 104–109 (Aug. 2001).
- [2] Horowitz, P., Coldwell, C. M., Howard, A. B., Latham, D. W., Stefanik, R., Wolff, J., and Zajac, J. M., “Targeted and all-sky search for nanosecond optical pulses at Harvard-Smithsonian,” in [*The Search for Extraterrestrial Intelligence (SETI) in the Optical Spectrum III*], Kingsley, S. A. and Bhathal, R., eds., *Society of Photo-Optical Instrumentation Engineers (SPIE) Conference Series* **4273**, 119–127 (Aug. 2001).
- [3] Reines, A. E. and Marcy, G. W., “Optical Search for Extraterrestrial Intelligence: A Spectroscopic Search for Laser Emission from Nearby Stars,” *PASP* **114**, 416–426 (Apr. 2002).

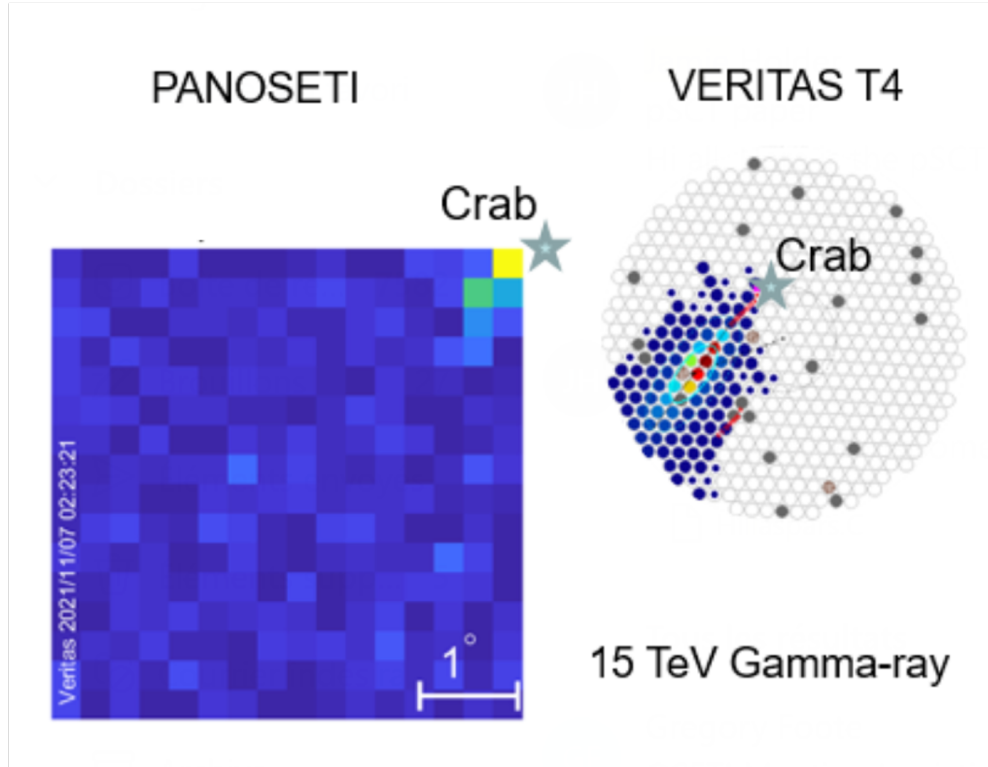


Figure 5. One of the three Cherenkov showers that were induced by gamma rays emitted from the Crab Nebula, imaged by one of the PANOSSETI detector quadrants (left) and VERITAS T4 telescope (right). This event was identified by the four VERITAS telescopes to be a gamma ray with an energy of 15 TeV. Detected within the same microsecond, the length, width and orientation of the shower measured by the Hillas parameters are in excellent agreement between the two instruments.

- [4] Howard, A. W., Horowitz, P., Wilkinson, D. T., Coldwell, C. M., Groth, E. J., Jarosik, N., Latham, D. W., Stefanik, R. P., Willman, Jr., A. J., Wolff, J., and Zajac, J. M., “Search for Nanosecond Optical Pulses from Nearby Solar-Type Stars,” *ApJ* **613**, 1270–1284 (Oct. 2004).
- [5] Stone, R. P. S., Wright, S. A., Drake, F., Muñoz, M., Treffers, R., and Werthimer, D., “Lick Observatory Optical SETI: Targeted Search and New Directions,” *Astrobiology* **5**, 604–611 (Oct. 2005).
- [6] Abeyssekara, A. U., Archambault, S., Archer, A., Benbow, W., Bird, R., Buchovecky, M., Buckley, J. H., Byrum, K., Cardenzana, J. V., Cerruti, M., Chen, X., Christiansen, J. L., Ciupik, L., Cui, W., Dickinson, H. J., Eisch, J. D., Errando, M., Falcone, A., Fegan, D. J., Feng, Q., Finley, J. P., Fleischhack, H., Fortin, P., Fortson, L., Furniss, A., Gillanders, G. H., Griffin, S., Grube, J., Gyuk, G., Hütten, M., Håkansson, N., Hanna, D., Holder, J., Humensky, T. B., Johnson, C. A., Kaaret, P., Kar, P., Kelley-Hoskins, N., Kertzman, M., Kieda, D., Krause, M., Krennrich, F., Kumar, S., Lang, M. J., Lin, T. T. Y., Maier, G., McArthur, S., McCann, A., Meagher, K., Moriarty, P., Mukherjee, R., Nieto, D., O’Brien, S., O’Faoláin de Bhróithe, A., Ong, R. A., Otte, A. N., Park, N., Perkins, J. S., Petrashyk, A., Pohl, M., Popkow, A., Pueschel, E., Quinn, J., Ragan, K., Ratliff, G., Reynolds, P. T., Richards, G. T., Roache, E., Santander, M., Sembroski, G. H., Shahinyan, K., Staszak, D., Telezhinsky, I., Tucci, J. V., Tyler, J., Vincent, S., Wakely, S. P., Weiner, O. M., Weinstein, A., Williams, D. A., and Zitzer, B., “A Search for Brief Optical Flashes Associated with the SETI Target KIC 8462852,” *ApJ* **818**, L33 (Feb. 2016).
- [7] Tellis, N. K. and Marcy, G. W., “A Search for Laser Emission with Megawatt Thresholds from 5600 FGKM Stars,” *AJ* **153**, 251 (June 2017).
- [8] Maire, J., Wright, S. A., Barrett, C. T., Dexter, M. R., Dorval, P., Duenas, A., Drake, F. D., Hultgren, C., Isaacson, H., Marcy, G. W., Meyer, E., Ramos, J. R., Shirman, N., Siemion, A., Stone, R. P. S., Tallis, M.,

Tellis, N. K., Treffers, R. R., and Werthimer, D., “Search for Nanosecond Near-infrared Transients around 1280 Celestial Objects,” *Astronomical Journal* **158**, 203 (Nov. 2019).

- [9] Howard, A. W., Horowitz, P., and Coldwell, C. M., “An all-sky optical seti survey,” in [*Proceedings of the 51st IAF Congress in Rio de Janeiro, Brazil, Acta Astronautica*], (2000).
- [10] Howard, A., Horowitz, P., Mead, C., Sreetharan, P., Gallicchio, J., Howard, S., Coldwell, C., Zajac, J., and Sliski, A., “Initial results from Harvard all-sky optical SETI,” *Acta Astronautica* **61**, 78–87 (June 2007).
- [11] Maire, J., Wright, S. A., Cosens, M., Antonio, F. P., Aronson, M. L., Chaim-Weismann, S. A., Drake, F. D., Horowitz, P., Howard, A. W., Marcy, G. W., Raffanti, R., Siemion, A. P. V., Stone, R. P. S., Treffers, R. R., Uttamchandani, A., and Werthimer, D., “Panoramic optical and near-infrared SETI instrument: optical and structural design concepts,” in [*Ground-based and Airborne Instrumentation for Astronomy VII*], Evans, C. J., Simard, L., and Takami, H., eds., *Society of Photo-Optical Instrumentation Engineers (SPIE) Conference Series* **10702**, 107025L (July 2018).
- [12] Wright, S. A., Horowitz, P., Maire, J., Werthimer, D., Antonio, F., Aronson, M., Chaim-Weismann, S., Cosens, M., Drake, F. D., Howard, A. W., Marcy, G. W., Raffanti, R., Siemion, A. P. V., Stone, R. P. S., Treffers, R. R., and Uttamchandani, A., “Panoramic optical and near-infrared SETI instrument: overall specifications and science program,” in [*Ground-based and Airborne Instrumentation for Astronomy VII*], Evans, C. J., Simard, L., and Takami, H., eds., *Society of Photo-Optical Instrumentation Engineers (SPIE) Conference Series* **10702**, 107025I (July 2018).
- [13] Cosens, M., Maire, J., Wright, S. A., Antonio, F., Aronson, M., Chaim-Weismann, S. A., Drake, F. D., Horowitz, P., Howard, A. W., Raffanti, R., Siemion, A. P. V., Stone, R. P. S., Treffers, R. R., Uttamchandani, A., and Werthimer, D., “Panoramic optical and near-infrared SETI instrument: prototype design and testing,” in [*Ground-based and Airborne Instrumentation for Astronomy VII*], Evans, C. J., Simard, L., and Takami, H., eds., *Society of Photo-Optical Instrumentation Engineers (SPIE) Conference Series* **10702**, 107025H (July 2018).
- [14] Wright, S., Antonio, F. P., Aronson, M. L., Chaim-Weismann, S. A., Cosens, M., Drake, F. D., Horowitz, P., Howard, A. W., Liu, W., Maire, J., Siemion, A. P. V., Raffanti, R., Shippee, G. D., Stone, R. P. S., Treffers, R. R., Uttamchandani, A., Werthimer, D., and Wiley, J., “Panoramic SETI: An all-sky fast time-domain observatory,” in [*Bulletin of the American Astronomical Society*], **51**, 264 (Sept. 2019).
- [15] Cao, Z., Aharonian, F. A., and An, Q. et al., “Ultrahigh-energy photons up to 1.4 petaelectronvolts from 12 γ -ray Galactic sources,” *Nature* **594**, 33–36 (June 2021).
- [16] Budnev, N., Astapov, I. I., Bezyazeev, P. A., Borodin, A., Brückner, M., Chernykh, D., Chiavassa, A., Dyachok, A., Fedorov, O., Gafarov, A., Garmash, A., Grebenyuk, V., Gress, O., Gress, T., Grinyuk, A., Grishin, O., Horns, D., Ivanova, A., Kalmykov, N., Kazarina, Y., Kindin, V., Kiryuhin, S., Kokoulin, R., Komponiets, K., Korosteleva, E., Kostunin, D., Kozhin, V., Kravchenko, E., Kryukov, A., Kuzmichev, L., Lagutin, A., Lubsandorzhiev, B., Lubsandorzhiev, N., Mirgazov, R., Mirzoyan, R., Monkhoev, R., Osipova, E., Pakhorukov, A., Pan, A., Panasyuk, M., Pankov, L., Petrukhin, A., Poleschuk, V., Popescu, M., Popova, E., Porelli, A., Postnikov, E., Prosin, V., Ptuskin, V., Pushnin, A., Raikin, R., Rubtsov, G., Ryabov, E., Sagan, Y., Samoliga, V., Silaev, A., Silaev, A., Sidorenkov, A., Skurikhin, A., Slunicka, M., Sokolov, A., Spiering, C., Sveshnikova, L., Suvorkin, Y., Tabolenko, V., Tarashchansky, B., Tkachev, L., Tluczykont, M., Ushakov, N., Ustinov, K., Vaidyanathan, A., Voronin, D., Wischniewski, R., Zagorodnikov, A., Zurbanov, V., Zhurov, D., and Yashin, I., “TAIGA-A hybrid array for high-energy gamma astronomy and cosmic-ray physics,” *Nuclear Instruments and Methods in Physics Research A* **958**, 162113 (Apr. 2020).
- [17] Moreira, P., Serrano, J., Wlostowski, T., Loschmidt, P., and Gaderer, G., “White rabbit: Sub-nanosecond timing distribution over ethernet,” in [*2009 International Symposium on Precision Clock Synchronization for Measurement, Control and Communication*], 1–5 (2009).
- [18] Liu, Wei et al., “Panoramic seti: Electronics, timing, and network design,” *Society of Photo-Optical Instrumentation Engineers (SPIE), this conference* (Dec. 2020).
- [19] Wright, S. A., Drake, F., Stone, R. P., Treffers, D., and Werthimer, D., “Improved optical SETI detector,” in [*The Search for Extraterrestrial Intelligence (SETI) in the Optical Spectrum III*], Kingsley, S. A. and Bhathal, R., eds., *Society of Photo-Optical Instrumentation Engineers (SPIE) Conference Series* **4273**, 173–177 (Aug. 2001).

- [20] Wright, S. A., Werthimer, D., Treffers, R. R., Maire, J., Marcy, G. W., Stone, R. P. S., Drake, F., Meyer, E., Dorval, P., and Siemion, A., “A near-infrared SETI experiment: instrument overview,” in [*Ground-based and Airborne Instrumentation for Astronomy V*], Ramsay, S. K., McLean, I. S., and Takami, H., eds., *Society of Photo-Optical Instrumentation Engineers (SPIE) Conference Series* **9147**, 91470J (July 2014).
- [21] Maire, J., Wright, S. A., Werthimer, D., Antonio, F. P., Brown, A., Horowitz, P., Lee, R., Liu, W., Raffanti, R., Wiley, J., Cosens, M., Heffner, C. M., Howard, A. W., Stone, R. P. S., and Treffers, R. R., “Panoramic SETI: on-sky results from prototype telescopes and instrumental design,” in [*Society of Photo-Optical Instrumentation Engineers (SPIE) Conference Series*], *Society of Photo-Optical Instrumentation Engineers (SPIE) Conference Series* **11454**, 114543C (Dec. 2020).
- [22] Weekes, T. C., Badran, H., Biller, S. D., Bond, I., Bradbury, S., Buckley, J., Carter-Lewis, D., Catanese, M., Criswell, S., Cui, W., Dowkontt, P., Duke, C., Fegan, D. J., Finley, J., Fortson, L., Gaidos, J., Gillanders, G. H., Grindlay, J., Hall, T. A., Harris, K., Hillas, A. M., Kaaret, P., Kertzman, M., Kieda, D., Krennrich, F., Lang, M. J., LeBohec, S., Lessard, R., Lloyd-Evans, J., Knapp, J., McKernan, B., McEnery, J., Moriarty, P., Muller, D., Ogden, P., Ong, R., Petry, D., Quinn, J., Reay, N. W., Reynolds, P. T., Rose, J., Salamon, M., Sembroski, G., Sidwell, R., Slane, P., Stanton, N., Swordy, S. P., Vassiliev, V. V., and Wakely, S. P., “VERITAS: the Very Energetic Radiation Imaging Telescope Array System,” *Astroparticle Physics* **17**, 221–243 (May 2002).
- [23] Fegan, D. J., “TOPICAL REVIEW: γ /hadron separation at TeV energies,” *Journal of Physics G Nuclear Physics* **23**, 1013–1060 (Sept. 1997).