

Reflected Entropy for Communicating Black Holes I: Karch-Randall Braneworlds

Mir Afrasiar[†], Jaydeep Kumar Basak^{‡,*,†}, Ashish Chandra[†] and Gautam Sengupta[†]

[‡] *Department of Physics,
National Sun Yat-Sen University,
Kaohsiung 80424, Taiwan*

^{*} *Center for Theoretical and Computational Physics,
Kaohsiung 80424, Taiwan*

[†] *Department of Physics,
Indian Institute of Technology Kanpur,
208016, India*

afrasiar@iitk.ac.in, jkb.hep@gmail.com, achandra@iitk.ac.in,
sengupta@iitk.ac.in

Abstract

We obtain the reflected entropy for bipartite mixed state configurations of two adjacent and disjoint intervals at a finite temperature in $BCFT_2$ s with two distinct boundaries through a replica technique in the large central charge limit. Subsequently these field theory results are reproduced from bulk computations involving the entanglement wedge cross section in the dual BTZ black hole geometry truncated by two Karch-Randall branes. Our result confirms the holographic duality between the reflected entropy and the bulk entanglement wedge cross section in the context of the $AdS_3/BCFT_2$ scenario. We further investigate the critical issue of the holographic Markov gap between the reflected entropy and the mutual information for these configurations from the bulk braneworld geometry and study its variation with subsystem sizes and time.

Contents

1	Introduction	3
2	Review of earlier results	4
2.1	Braneworld model	5
2.2	Reflected entropy	6
2.3	Entanglement wedge cross section	6
2.4	Markov gap	7
3	Reflected entropy and the EWCS in the braneworld model	8
3.1	Adjacent intervals	9
3.2	Disjoint intervals	25
4	Markov gap in the braneworld model	42
4.1	Adjacent intervals	42
4.2	Disjoint intervals	45
5	Summary and Discussion	49
6	Acknowledgement	50
	Appendices	50
A	Adjacent intervals	50
B	Disjoint intervals	58

1 Introduction

Black hole information paradox [1, 2] has been one of the central problems in understanding various aspects of quantum gravity. Recently there has been significant progress towards a resolution of this issue in the context of lower dimensional effective theories of quantum fields coupled to semi classical gravity. An evaporating black hole together with its radiation flux as a closed quantum system is expected to respect unitarity under time evolution. This suggests that for an evaporating black hole, the time evolution of the entanglement entropy of Hawking radiation should follow the Page curve [3–5]. In the last few years a possible resolution of this puzzle was proposed utilizing “entanglement islands” mechanism which restores the unitarity of black hole evaporation for certain simple models. The quantum corrected version of the Ryu-Takayanagi proposal [6–9] has been the main motivation behind this “island” formalism. This involves the generalized fine-grained entropy of a subregion in quantum field theories coupled to semi-classical gravity followed by an extremization over the location of the “islands” which appear in the entanglement wedge of the subregion after the Page time [10–14]. The corresponding formula for the fine-grained entropy of a subregion \mathcal{R} in the radiation flux of an evaporating black hole is given by,

$$S[\mathcal{R}] = \min \left\{ \text{ext}_{Is(\mathcal{R})} \left[\frac{\text{Area}[\partial Is(\mathcal{R})]}{4G_N} + S_{\text{eff}}[\mathcal{R} \cup Is(\mathcal{R})] \right] \right\}, \quad (1)$$

where $Is(\mathcal{R})$ is called the entanglement entropy island region which is included in entanglement wedge of the subregion \mathcal{R} . This formula has also been derived utilizing the gravitational path integral approach which describes certain non trivial replica wormhole saddle contributions in [14–17].

Recently, it has been communicated in the literature that the entanglement island formula naturally emerges in the context of the $AdS/BCFT$ correspondence where the dual CFT is defined on a manifold with a boundary ($BCFT$ s) [18, 19]. The holographic dual geometry of a $BCFT$ with a single boundary involves a codimension-one surface called End-of-the-World (EOW) brane in the bulk AdS spacetime [18, 20]. In a Karch-Randall braneworld geometry this EOW brane is termed a Karch-Randall (KR) brane which supports a lower dimensional black hole induced from the bulk AdS geometry [21, 22]. In this context, the dual $BCFT$ acts as a radiation bath for the evaporating black hole on the KR brane. It is then expected that the holographic entanglement entropy computed through the RT prescription should be consistent with the one obtained by utilizing the island formula in the framework of the $AdS/BCFT$ scenario and accordingly, the Page curve for the radiation region should be reproduced.

In this article, we consider one such model in a KR braneworld geometry described in [23]. The authors considered a $BCFT_2$ defined on a manifold with two distinct boundaries. The bulk dual geometry is then described by an AdS_3 space time truncated by two KR branes containing matter CFT_2 s with a constant Lagrangian. These matter fields on the KR branes are further coupled to the $BCFT_2$ through transparent boundary conditions at the junctions [12, 13]. At a finite temperature, two copies of such $BCFT_2$ s with two boundaries constitute a thermo-field double (TFD) state whose dual geometry corresponds to a wedge region of a bulk eternal BTZ black hole bounded by the two KR branes. Effectively this corresponds to two-dimensional black holes on the KR branes induced from the higher dimensional eternal BTZ black hole. In the effective two-dimensional theory, the two copies of the $BCFT_2$ s serve as radiation baths for the induced black holes on the KR branes. Remarkably both the bath $BCFT_2$ s with the KR branes appear to be gravitating from the mutual perspectives of each other ¹. In this framework, the authors

¹In this direction, application of the island formalism involving gravitating baths coupled to semiclassical gravity has been explored thoroughly in the article [24].

of [23] considered an interval in the bath $BCFT_2$ s and obtained the corresponding entanglement entropy from both the field theory and the gravitational perspectives through corresponding replica techniques and wedge holography respectively [25, 26].

On a separate note, from quantum information theory, the entanglement entropy is known to be a unique measure for pure states only and is invalid for mixed state entanglement. In this context, several valid mixed state entanglement and correlation measures such as entanglement negativity, reflected entropy, entanglement of purification have been proposed in quantum information theory [27–31] as well as for conformal field theories [31–36] and in holography [31, 37–51]. In [52], the authors have explored the model [23] and computed the holographic entanglement negativity for various bipartite mixed state configurations in the bath $BCFT_2$ s where the analogue of Page curves for the entanglement negativity was reproduced for communicating black holes, revealing some intriguing properties of the entanglement structure.

Recently an island formulation for the reflected entropy (S_R) a mixed state correlation measure introduced in [31] was proposed and further explored in the literature [53–56] which leads to the analogue of the Page curve for black hole evaporation [57, 58]. In the present article, we compute the reflected entropy for various mixed state configurations in the bath $BCFT_2$ s for the communicating black hole model described earlier. Subsequently, we substantiate these field theory results from a bulk computation of the minimal entanglement wedge cross-section (EWCS) for the wedge region in the eternal BTZ black hole geometry subtended by the mixed states under consideration. We further obtain the holographic mutual information (I) for the mixed states in the $BCFT$ s and compare the results with the reflected entropy which corresponds to an important feature that most multipartite entanglement implies, known as the “Markov gap” and it is defined as the difference $S_R - I$ [59–62].

This article is organized as follows. In section 2, we review some earlier works relevant to our article. We begin with the review of a braneworld model described in [23] in section 2.1 followed by a brief recapitulation of reflected entropy described in section 2.2. Subsequently we review the construction of the EWCS from section 2.3 and the issue of the Markov gap described in section 2.4. The next section 3 describes the detailed computations of the reflected entropy for various mixed state configurations involving two adjacent and disjoint intervals in the communicating black hole braneworld model using the field theory replica technique described in [31, 63]. Furthermore the corresponding EWCS for the intervals in the bulk braneworld geometry are also computed to obtain the holographic reflected entropy and compared with the field theory results. In section 4 we compare our results for the holographic reflected entropy with that of the holographic mutual information for different scenarios involving the adjacent and disjoint intervals and comment on the corresponding Markov gap observed. Finally we summarize our results in section 5 and discuss some future open issues.

2 Review of earlier results

We begin with a brief review of a model involving two communicating black holes introduced in the article [23]. The authors considered a TFD state which consists of two copies of $BCFT_2$ s, each with two distinct boundaries at a finite temperature. The bulk dual geometry for this configuration is defined by an eternal AdS_3 BTZ black hole truncated by two Karch-Randall (KR) branes. Subsequently, we review the mixed state correlation measure termed reflected entropy and the replica technique for its computation in CFT_2 s described in [31]. Following this we briefly review the entanglement wedge cross section (EWCS) [41] which describes the bulk holographic dual of the reflected entropy and also review the Markov gap between the reflected entropy and the mutual

information in the context of the AdS_3/CFT_2 correspondence.

2.1 Braneworld model

The authors of [23] considered a $BCFT_2$ at a zero temperature on a manifold containing two boundaries with distinct boundary conditions imposed on both. The holographic dual for this configuration involves two Karch-Randall (KR) branes truncating the bulk AdS_3 geometry. These KR branes are further coupled to CFT_2 matter fields with constant Lagrangians describing the brane tensions. From the two dimensional perspective, the gravitating KR branes are connected to a non-gravitating bath described by the $BCFT_2$. Transparent boundary conditions [12, 13] are imposed at the junctions of the two branes with the bath $BCFT_2$. However, the $BCFT_2$ along with one of the two KR branes appears to be a gravitating bath from the perspective of the other brane.

It is now possible to construct a TFD state at a finite temperature described by two copies of the above $BCFT_2$ s each with two distinct boundaries. The holographic dual for this TFD state is described by an eternal BTZ black hole in the bulk AdS_3 braneworld geometry as depicted in fig. 1. The bulk eternal BTZ black hole induces two-dimensional black holes on the KR branes which are at different temperatures arising from the distinct boundary conditions imposed at the two boundaries of the $BCFT_2$ s [64]. Once again from the two dimensional perspective, the KR branes are connected to the two copies of the $BCFT_2$ s which serves as bath regions for the radiation flux from the induced black holes on the KR branes.

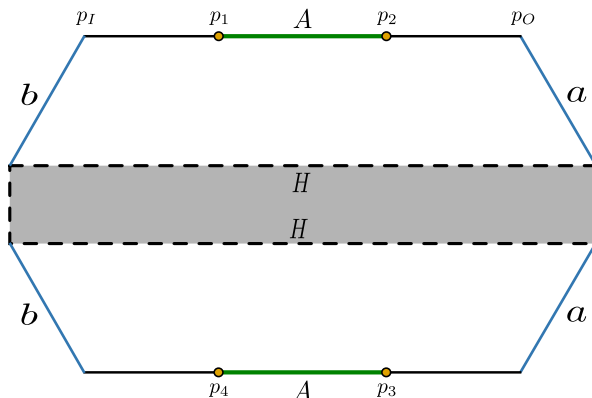


Figure 1: Diagram depicts a constant time slice of an eternal AdS_3 BTZ black hole truncated by two Karch-Randall (KR) branes namely a and b branes. At the asymptotic boundaries of the bulk BTZ black hole, two copies of $BCFT_2$ s are located which constitute a TFD state. Each of the $BCFT_2$ s lives on a manifold with two boundaries where the boundary points $p_I = r_I = 1$ and $p_O = r_O = 2$ contain different boundary conditions b and a respectively. An interval $A = [p_1, p_2] \cup [p_3, p_4]$ in the two copies of the $BCFT_2$ s is also shown in the diagram. (Figure modified from [23, 65])

In the above framework, the authors of [23] considered an interval in the $BCFT_2$ s at the conformal boundary and computed the entanglement entropy of the corresponding bipartite state at zero and finite temperatures through a suitable replica technique. Subsequently these field theory results were substantiated through a bulk computation involving wedge holography. The entanglement entropy of the interval at a finite temperature in the bath $BCFT_2$ s then characterized the communication of information between the two induced black holes on the KR branes.

2.2 Reflected entropy

In this subsection, we provide a brief review of the reflected entropy which is a mixed state correlation measure in quantum information theory. For this purpose it is required to consider a bipartite system $A \cup B$ in a mixed state defined in a Hilbert space $\mathcal{H}_A \otimes \mathcal{H}_B$ with the density matrix ρ_{AB} . The canonical purification of the mixed state ρ_{AB} is described by the density matrix $\sqrt{\rho_{AB}}$ in a Hilbert space $\mathcal{H}_A \otimes \mathcal{H}_B \otimes \mathcal{H}_A^* \otimes \mathcal{H}_B^*$ where A^* and B^* are the CPT conjugate copies of the intervals A and B . The reflected entropy between the intervals A and B may then be defined as the von Neumann entropy between A and A^* in the pure state $\sqrt{\rho_{AB}}$ as follows [31, 63]

$$S_R(A : B) = S(AA^*)_{\sqrt{\rho_{AB}}}. \quad (2)$$

In two-dimensional *CFTs*, the reflected entropy may be obtained by a replica technique developed in [31]. In this context, it is required to consider two disjoint intervals $A \equiv [z_1, z_2]$ and $B \equiv [z_3, z_4]$ in a *CFT*₂. To obtain the reflected entropy for this configuration we require to compute the Rényi reflected entropy in terms of the partition function on an mn -sheeted replica manifold,

$$S_n(AA^*)_{\psi_m} = \frac{1}{1-n} \log \frac{Z_{n,m}}{(Z_{1,m})^n}. \quad (3)$$

This may further be expressed in term of a four point correlation function of the twist operators located at the end points of the intervals described above as follows,

$$S_n(AA^*)_{\psi_m} = \frac{1}{1-n} \log \frac{\left\langle \sigma_{g_A}(z_1) \sigma_{g_A^{-1}}(z_2) \sigma_{g_B}(z_3) \sigma_{g_B^{-1}}(z_4) \right\rangle_{CFT^{\otimes mn}}}{\left\langle \sigma_{g_m}(z_1) \sigma_{g_m^{-1}}(z_2) \sigma_{g_m}(z_3) \sigma_{g_m^{-1}}(z_4) \right\rangle_{CFT^{\otimes m}}}^n = S_R^{(n,m)}(A : B). \quad (4)$$

Here σ_{g_A} s and σ_{g_m} s are the twist operators inserted at the end points of the intervals in the nm -sheeted and the m -sheeted replica manifolds respectively with conformal dimensions given by,

$$h_{g_A^{-1}} = h_{g_B} = \frac{nc}{24} \left(m - \frac{1}{m} \right), \quad h_{g_B g_A^{-1}} = \frac{2c}{24} \left(n - \frac{1}{n} \right), \quad h_{g_m} = \frac{c}{24} \left(m - \frac{1}{m} \right). \quad (5)$$

Now, following the analytic continuations in the n and m replica indices, the corresponding reflected entropy may be obtained as²

$$S_R(A : B) = \lim_{n \rightarrow 1} \lim_{m \rightarrow 1} S_R^{(n,m)}(A : B). \quad (6)$$

In the next subsection we review the the entanglement wedge cross section (EWCS) which describes the bulk holographic dual of the reflected entropy in the context of the *AdS/CFT* correspondence. Note that besides the reflected entropy other entanglement/correlation measures such as entanglement of purification (EoP) [68], odd entropy [69] and the entanglement negativity [27, 70] in dual *CFTs* have also been conjectured to be holographically related to the bulk EWCS in the *AdS/CFT* scenario.

2.3 Entanglement wedge cross section

The entanglement wedge is described as the bulk dual of the density matrix ρ_{AB} corresponding to a interval $A \cup B$ in the dual *CFT* [71]. If γ_{AB} is the codimension-two bulk minimal surface homologous to the interval $A \cup B$, then the entanglement wedge is defined by the bulk region

²The two replica limits $n \rightarrow 1$ and $m \rightarrow 1$ do not commute with each other as discussed in [31, 57, 66, 67]. In this work, we compute the reflected entropy by first considering $n \rightarrow 1$ and subsequently $m \rightarrow 1$ limit as suggested in [31, 57, 66, 67].

enclosed by $A \cup B \cup \gamma_{AB}$. Subsequently, the entanglement wedge cross section (E_W) is described by the minimum cross sectional area of the entanglement wedge of the interval $A \cup B$,

$$E_W(A : B) = \frac{\text{Area}(\Sigma_{AB}^{\min})}{4G_N}. \quad (7)$$

Here Σ_{AB}^{\min} is the codimension-two minimal surface that divides the corresponding entanglement wedges of the intervals A and B as depicted in the fig. 2.

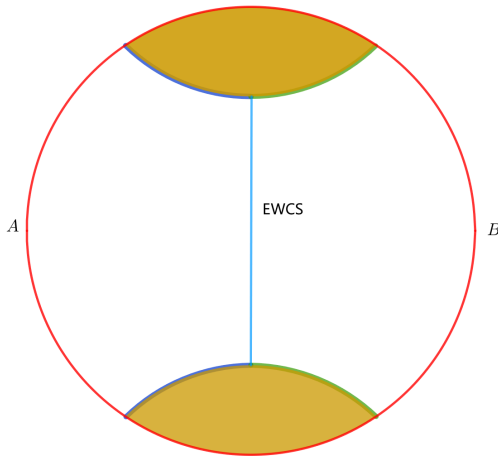


Figure 2: The unshaded region represents the entanglement wedge of the interval $A \cup B$. (Adapted from [72])

Consider the disjoint intervals A and B specified as $A \equiv [a_1, a_2]$ and $B \equiv [b_1, b_2]$ such that $a_1 < a_2 < b_1 < b_2$. The authors of [41] showed that for such disjoint intervals, the EWCS is given as

$$E_W(A : B) = \frac{c}{6} \log \left(1 + 2z + 2\sqrt{z(z+1)} \right). \quad (8)$$

Here z is the finite temperature cross ratio defined as

$$z = \frac{\sinh[\frac{\pi}{\beta}(a_2 - a_1)] \sinh[\frac{\pi}{\beta}(b_2 - b_1)]}{\sinh[\frac{\pi}{\beta}(b_1 - a_2)] \sinh[\frac{\pi}{\beta}(b_2 - a_1)]}. \quad (9)$$

In the context of the *AdS/CFT* scenario the EWCS was proposed as the holographic dual of the reflected entropy $S_R(A : B)$ in [31]. The authors further proved this duality from the gravitational path integral techniques developed in [73] and is described as

$$S_R(A : B) = 2E_W(A : B), \quad (10)$$

where $E_W(A : B)$ is the EWCS for the bipartite quantum state $A \cup B$.

In the following subsection we describe a crucial issue of the holographic Markov gap [59] between the reflected entropy and the mutual information in the context of the *AdS/CFT* correspondence.

2.4 Markov gap

Consider a bipartite mixed state ρ_{AB} in the Hilbert space $H_A \otimes H_B$. As discussed in section 2.2, there exists a canonical purification $\sqrt{\rho_{AB}}$ in the doubled Hilbert space $H_A \otimes H_B \otimes H_{A^*} \otimes H_{B^*}$ such that the von Neumann entropy of ρ_{AA^*} leads to the reflected entropy $S_R(A : B)$.

Now in the context of quantum information theory, a *Markov recovery map* may be thought of as a quantum channel from a one-party interval into a two-party interval, provided with a three-party quantum state ρ_{ABC} . For example, consider the quantum channel defined by the map $\mathcal{R}_{B \rightarrow BC}$ whose action takes the system B into the system BC . We may produce a tripartite state by the action of this quantum channel \mathcal{R} on the bipartite reduced density matrix ρ_{AB} as

$$\tilde{\rho}_{ABC} = \mathcal{R}_{B \rightarrow BC}(\rho_{AB}) . \quad (11)$$

In this connection, the *Markov recovery process* corresponds to the production of the state ρ_{ABC} by the action of a Markov map ($\mathcal{R}_{B \rightarrow BC}$ in the above example) on one of its bipartite reduced density matrix (ρ_{AB} in the above example). A perfect *Markov recovery process* happens when $\tilde{\rho}_{ABC}$ in eq. (11) becomes equal to the tripartite state ρ_{ABC} . In this scenario, ρ_{ABC} is termed as a quantum Markov chain with the ordering $A \rightarrow B \rightarrow C$ satisfying the eq.,

$$\rho_{ABC} = \mathcal{R}_{B \rightarrow BC}(\rho_{AB}) . \quad (12)$$

As discussed in [74], the above statement is true only when the conditional mutual information $I(A : C | B)$ vanishes. Furthermore, as demonstrated in [75], there exists an upper bound to the mutual information given as

$$I(A : C | B) \geq - \max_{\mathcal{R}_{B \rightarrow BC}} \log F(\rho_{ABC}, \mathcal{R}_{B \rightarrow BC}(\rho_{AB})) . \quad (13)$$

Here $F(\rho_{ABC}, \mathcal{R}_{B \rightarrow BC}(\rho_{AB}))$, the quantum Fidelity of the optimal *Markov recovery process*, lies between zero and one. This Fidelity is one for a perfect *Markov recovery process* and zero when the density matrices have support on orthogonal subspaces. The inequality in eq. (13) further implies some constraint conditions on the conditional mutual information given by,

$$I(A : B | B^*) \geq - \max_{\mathcal{R}_{B \rightarrow BB^*}} \log F(\rho_{ABB^*}, \mathcal{R}_{B \rightarrow BB^*}(\rho_{AB})) , \quad (14)$$

$$S_R(A : B) - I(A : B) \geq - \max_{\mathcal{R}_{B \rightarrow BB^*}} \log F(\rho_{ABB^*}, \mathcal{R}_{B \rightarrow BB^*}(\rho_{AB})) , \quad (15)$$

where $\rho_{ABB^*} = \text{Tr}_{A^*}(|\sqrt{\rho_{AB}}\rangle\langle\sqrt{\rho_{AB}}|)$ is the reduced density matrix appearing in the canonical purification. The left hand side in eq. (14) may be expressed in terms of the reflected entropy and the mutual information in eq. (15) which is interpreted as the *Markov Gap* in [59]. In the framework of the AdS_3/CFT_2 scenario, the authors also demonstrated that the bound described in eq. (15) may be expressed geometrically as

$$S_R(A : B) - I(A : B) \geq \frac{\log(2)\ell_{\text{AdS}}}{2G_N} \times (\# \text{ of boundaries of the EWCS}) + \mathcal{O}\left(\frac{1}{G_N}\right) , \quad (16)$$

where ℓ_{AdS} is the *AdS* radius. The number of non-trivial endpoints of the EWCS ending in the bulk AdS_3 geometry defines the “# of boundaries of the EWCS” in the above expression. Note that the endpoints at the asymptotic boundary are not to be considered here since they are located at spatial infinity.

3 Reflected entropy and the EWCS in the braneworld model

In this section, we first compute the reflected entropy for bipartite states involving adjacent and disjoint intervals in $BCFT_2$ s for the communicating black hole configuration described in section 2.1. In this context, we obtain the reflected entropy for various finite temperature mixed

state configurations specific to channels for the corresponding twist field correlation functions in eq. (4). Subsequently, we demonstrate that the field theory results are exactly reproduced from a computation of the entanglement wedge cross section (EWCS) for the bulk eternal BTZ black hole geometries verifying the holographic duality described in eq. (10). We then evaluate the holographic mutual information for the corresponding mixed states in the bath $BCFT_2$ s and describe the behaviour of the Markov gap for these mixed states through the comparison of the reflected entropy and the mutual information with respect to different interval sizes and time.

In the following, we first itemize the various contributions to the reflected entropy for different channels of the twist field correlator and the corresponding bulk dual EWCS computations for two adjacent intervals in the bath $BCFT_2$ s.

3.1 Adjacent intervals

We first consider two adjacent intervals $A \equiv [p_1, p_2] \cup [p_5, p_6]$ and $B \equiv [p_2 + \epsilon, p_3] \cup [p_4, p_5 + \epsilon]$ in the bath $BCFT_2$ s for the communicating black holes described earlier. In this context, we compute the contributions from the various dominant channels of the corresponding twist field correlator for the reflected entropy of the above bipartite mixed state in the $BCFT_2$ s depending on the interval sizes. Subsequently we compute the corresponding EWCSs in the dual bulk eternal BTZ black hole geometry and compare these with the field theory results.

Configuration (a):

We begin with the configuration as depicted in fig. 3 and obtain the reflected entropy for the adjacent intervals A and B in the boundary $BCFT_2$ s with the twist operators located at their endpoints. In this case, we encounter a six-point twist correlator in the corresponding expression for the reflected entropy described in eq. (4). From the symmetry of the fig. 3, it is observed that the six-point function may be expressed in terms of certain three-point twist correlator in the large central charge limit. Following this the Rényi reflected entropy for this configuration may be obtained as,

$$\begin{aligned} S_R^{(n,m)}(A : B) &= 2 \frac{1}{1-n} \log \frac{\left\langle \sigma_{g_A}(p_1) \sigma_{g_B g_A^{-1}}(p_2) \sigma_{g_B^{-1}}(p_3) \right\rangle_{BCFT^{\otimes mn}}}{\left\langle \sigma_{g_m}(p_1) \sigma_{g_m^{-1}}(p_3) \right\rangle_{BCFT^{\otimes m}}^n} \\ &= 2 \frac{1}{1-n} \log \frac{\left\langle \sigma_{g_A}(p_1) \sigma_{g_A^{-1}}(q_1^b) \sigma_{g_B g_A^{-1}}(p_2) \right\rangle_{CFT^{\otimes mn}}}{\left\langle \sigma_{g_m}(p_1) \sigma_{g_m^{-1}}(q_1^b) \right\rangle_{CFT^{\otimes m}}^n}. \end{aligned} \quad (17)$$

The factor two in the above equation arises due to the symmetry of this configuration as shown in the fig. 3. Here we have utilized a factorization of the three-point function into a two-point and a one-point function in the $BCFT_2$ for the dominant channel as described in eq. (94) of appendix A. The final expression in eq. (17) was obtained by using the doubling trick which maps the $BCFT_2$ correlators to the entire complex plane. In the replica limit as described in eq. (6), the reflected entropy for the intervals A and B may then be obtained as

$$S_R(A : B) = \frac{2c}{3} \log \left(4 \frac{\sinh \left(\frac{\pi(r-r_I-\epsilon)}{\beta} \right) \sinh \left(\frac{\pi(r_I-r-2\epsilon)}{\beta} \right)}{\sinh \left(\frac{\pi\epsilon}{\beta} \right) \sinh \left(\frac{\pi(-2\epsilon)}{\beta} \right)} \right), \quad (18)$$

where the factor four arises from the OPE coefficient of the three-point function in eq. (17).

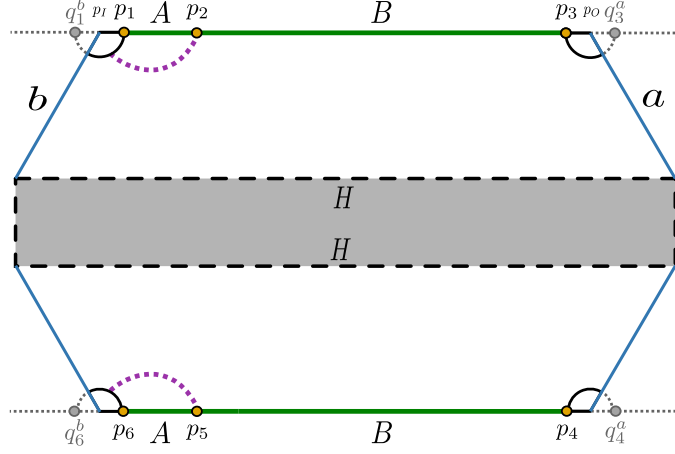


Figure 3: Dominant channel for the S_R . EWCS is denoted by the violet dotted curve. Here $q_1^b = r_I - \epsilon$ is the mirror image of the point $p_1 = r_I + \epsilon$ with respect to the b -boundary at point $p_I = r_I$. Similarly, $q_3^a = r_O + \epsilon$ is the mirror image of the point $p_3 = r_O - \epsilon$ with respect to the a -boundary at point $p_O = r_O$.

The EWCS for this configuration is described by a co-dimension two surface which starts from the common point of the two adjacent intervals A and B and lands on the RT surface for the interval $[p_I, p_1] \equiv [r_I, r_I + \epsilon]$ as shown in fig. 3. We follow the procedure discussed in section 2.3 to compute the corresponding EWCS from eq. (8) which in the adjacent limit, for the above intervals reduces to,

$$E_W(A : B) = \frac{c}{3} \log(4z). \quad (19)$$

Here z is the cross-ratio at a finite temperature β may be given by,

$$z = \frac{\sinh\left(\frac{\pi(p_2 - p_1)}{\beta}\right) \sinh\left(\frac{\pi(q_1^b - p_2 - \epsilon)}{\beta}\right)}{\sinh\left(\frac{\pi(p_2 + \epsilon - p_1)}{\beta}\right) \sinh\left(\frac{\pi(q_1^b - p_1)}{\beta}\right)} = \frac{\sinh\left(\frac{\pi(r - r_I - \epsilon)}{\beta}\right) \sinh\left(\frac{\pi(r_I - r - 2\epsilon)}{\beta}\right)}{\sinh\left(\frac{\pi\epsilon}{\beta}\right) \sinh\left(\frac{\pi(-2\epsilon)}{\beta}\right)}. \quad (20)$$

Configuration (b):

This configuration describes another possible contribution to the reflected entropy $S_R(A : B)$ from a dominant channel of the corresponding twist field correlators. As earlier, from the symmetry of the configuration described in fig. 4, the six-point correlation function in the $BCFT_2$ s reduces to three-point function in the large central charge limit. The expression for the Rényi reflected entropy may then be given by

$$\begin{aligned} S_R^{(n,m)}(A : B) &= 2 \frac{1}{1-n} \log \frac{\left\langle \sigma_{g_A}(p_1) \sigma_{g_B g_A^{-1}}(p_2) \sigma_{g_B^{-1}}(p_3) \right\rangle_{BCFT \otimes mn}}{\left\langle \sigma_{g_m}(p_1) \sigma_{g_m^{-1}}(p_3) \right\rangle_{BCFT \otimes m}^n} \\ &= 2 \frac{1}{1-n} \log \left(\left\langle \sigma_{g_B g_A^{-1}}(p_2) \sigma_{g_A g_B^{-1}}(q_2^b) \right\rangle_{CFT \otimes mn} \right). \end{aligned} \quad (21)$$

The factor two in the above expression corresponds to the symmetry of the fig. 4 and we have utilized a factorization of the three-point function in $BCFT_2$ s at large central charge limit to obtain a two-point and a one-point function as shown in eq. (95) of appendix A. Finally using the doubling trick, we obtain the expression for the $S_R^{(n,m)}(A : B)$ in eq. (21). The key point to be noted here is that we utilize the doubling trick for the one-point function $\left\langle \sigma_{g_B g_A^{-1}}(p_2) \right\rangle$ with

respect to the b -boundary. We may then consider the replica limit ($n, m \rightarrow 1$) of eq. (21) to obtain the reflected entropy for the adjacent intervals A and B as follows

$$S_R(A : B) = \frac{2c}{3} \log \left(\frac{r^2 - r_I^2}{r_I \epsilon} \right) + 4S_{\text{bdyb}}. \quad (22)$$

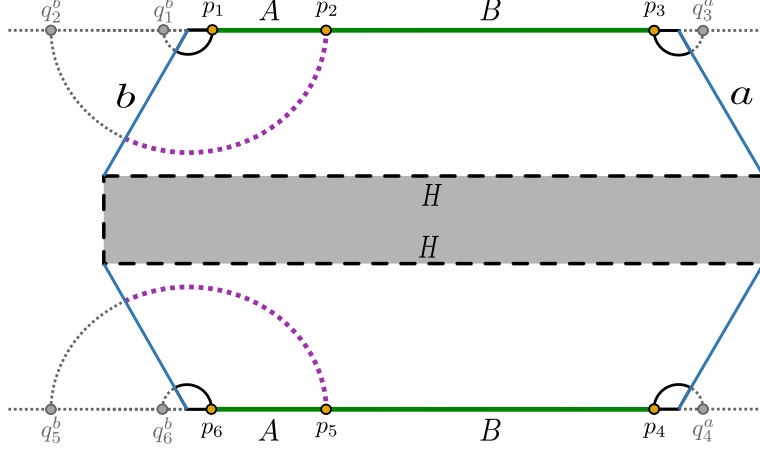


Figure 4: Dominant channel for the S_R . EWCS is denoted by the violet dotted curve. Here $q_1^b = r_I - \epsilon$ is the mirror image of the point $p_1 = r_I + \epsilon$ with respect to the b -boundary at $p_I = r_I$. Similarly, $q_3^a = r_O + \epsilon$ is the mirror image of the point $p_3 = r_O - \epsilon$ with respect to the a -boundary at $p_O = r_O$. Also, $q_2^b = 2r_I - r$ is the mirror image of the point $p_2 = r$ with respect to the b -boundary.

The EWCS in this configuration corresponds to a co-dimension two surface which starts from the common point of the two adjacent intervals and intersects the b -brane as depicted in fig. 4. The expression for the EWCS may now be obtained using the area of the RT surface described in [23] as follows,

$$E_W(A : B) = \frac{c}{3} \log \left(\frac{r^2 - r_I^2}{r_I \epsilon} \right) + 2S_{\text{bdyb}}. \quad (23)$$

Configuration (c):

We now discuss another configuration where a non-trivial contribution to the reflected entropy $S_R(A : B)$ arises from a different dominant channel of the corresponding twist field correlator. The Rényi reflected entropy in this configuration involves a six-point function with the twist operators located at the end points of the intervals in both the $BCFT_2$ copies. However, in the large central charge limit, this six-point function factorizes to four one-point and one two-point function in the $BCFT_2$ s as shown in eq. (112) of appendix A. Finally, we utilize the doubling trick as earlier to map the $BCFT_2$ correlators to the entire complex plane. The Rényi reflected entropy for this configuration may then be expressed as follows

$$\begin{aligned} S_R^{(n,m)}(A : B) &= \frac{1}{1-n} \log \frac{\left\langle \sigma_{g_A}(p_1) \sigma_{g_B g_A^{-1}}(p_2) \sigma_{g_B^{-1}}(p_3) \sigma_{g_B}(p_4) \sigma_{g_A g_B^{-1}}(p_5) \sigma_{g_A^{-1}}(p_6) \right\rangle_{\text{BCFT} \otimes mn}}{\left\langle \sigma_{g_m}(p_1) \sigma_{g_m^{-1}}(p_3) \sigma_{g_m}(p_4) \sigma_{g_m^{-1}}(p_6) \right\rangle_{\text{BCFT} \otimes m}^n} \\ &= \frac{1}{1-n} \log \left(\left\langle \sigma_{g_B g_A^{-1}}(p_2) \sigma_{g_A g_B^{-1}}(p_5) \right\rangle_{\text{CFT} \otimes mn} \right). \end{aligned} \quad (24)$$

Implementing the replica limit in eq. (24), the corresponding reflected entropy for the intervals A and B may be computed as

$$S_R(A : B) = \frac{2c}{3} \log \left(\frac{2r}{\epsilon} \cosh \frac{2\pi t}{\beta} \right). \quad (25)$$

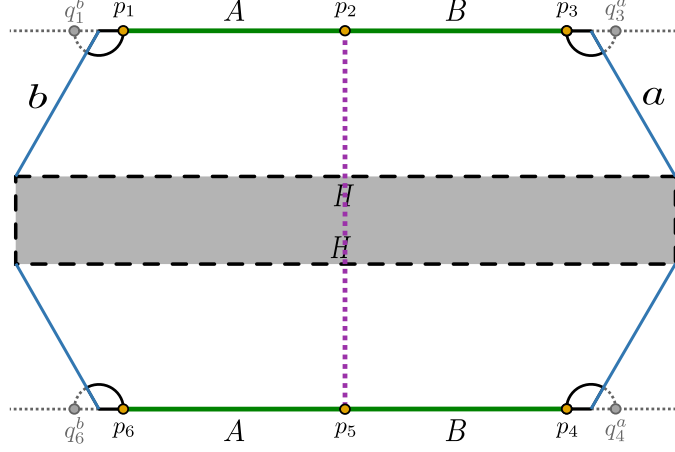


Figure 5: Possible channel for S_R . The violet dotted line defines the EWCS. Here $q_1^b = r_I - \epsilon$ and $q_6^b = r_I - \epsilon$ are the mirror images of the points $p_1 = r_I + \epsilon$ and $p_6 = r_I + \epsilon$ respectively with respect to the b -boundary. Similarly, $q_3^a = r_O + \epsilon$ and $q_4^a = r_O + \epsilon$ are the mirror images of the points $p_3 = r_O - \epsilon$ and $p_4 = r_O - \epsilon$ respectively with respect to the a -boundary. The point p_2 and p_5 are equal to r .

For this configuration, the EWCS corresponds to the co-dimension two surface known as the Hartman-Maldacena (HM) surface which connects the common points of the two adjacent intervals in the asymptotic boundaries as depicted in fig. 5. Once again the EWCS may be obtained from the area of the HM surface described in [23] as

$$E_W(A : B) = \frac{c}{3} \log \left(\frac{2r}{\epsilon} \cosh \frac{2\pi t}{\beta} \right). \quad (26)$$

Configuration (d):

This scenario is similar to the configuration (b) where the one-point function $\langle \sigma_{g_B g_A^{-1}}(p_2) \rangle$ in the $BCFT_2$ was written as a two-point function utilizing the doubling trick with respect to the b -boundary. In this case however, the doubling trick for the same one-point correlation function is performed with respect to the a -boundary of the $BCFT_2$ as depicted in fig. 6. Once again, the factor two in the expression below arises from the symmetry of the figure.

$$\begin{aligned} S_R^{(n,m)}(A : B) &= 2 \frac{1}{1-n} \log \frac{\left\langle \sigma_{g_A}(p_1) \sigma_{g_B g_A^{-1}}(p_2) \sigma_{g_B^{-1}}(p_3) \right\rangle_{BCFT \otimes mn}}{\left\langle \sigma_{g_m}(p_1) \sigma_{g_m^{-1}}(p_3) \right\rangle_{BCFT \otimes m}^n} \\ &= 2 \frac{1}{1-n} \log \left(\left\langle \sigma_{g_B g_A^{-1}}(p_2) \sigma_{g_A g_B^{-1}}(q_2^a) \right\rangle_{CFT \otimes mn} \right). \end{aligned} \quad (27)$$

Now considering the replica limit as described in eq. (6), we obtain the reflected entropy for this configuration as

$$S_R(A : B) = \frac{2c}{3} \log \left(\frac{r_O^2 - r^2}{r_O \epsilon} \right) + 4S_{\text{bdya}}. \quad (28)$$

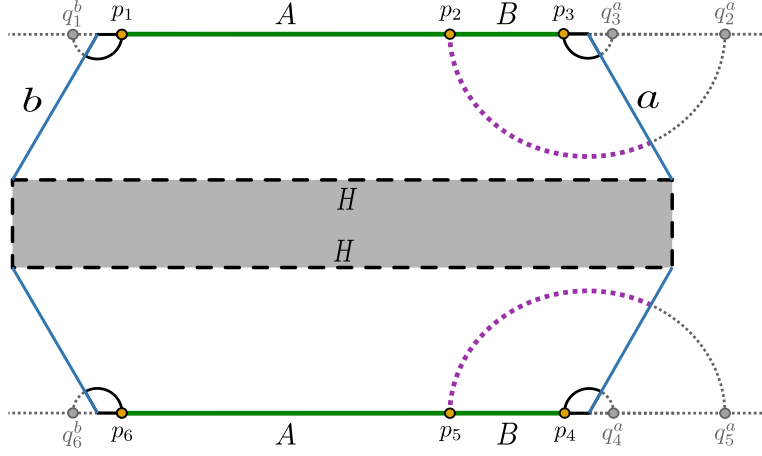


Figure 6: Here the points and their corresponding mirror images are same as in the previous figure. Additionally, $q_2^a = 2r_O - r$ and $q_5^a = 2r_O - r$ are the mirror images of the points $p_2 = r$ and $p_5 = r$ with respect to the a -boundary at $p_O = r_O$.

The corresponding EWCS for this configuration is a co-dimension two surface which starts from the common point of the two adjacent intervals in the $BCFT_2$ and lands on the a brane (fig. 6). The computation for the EWCS follows from the results of [23] as follows,

$$E_W(A : B) = \frac{c}{3} \log \left(\frac{r_O^2 - r^2}{r_O \epsilon} \right) + 2S_{\text{bdya}}. \quad (29)$$

Configuration (e):

We proceed to another case which is analogous to the one discussed in configuration (a). However, in this configuration, the twist field correlators in the reflected entropy expression factorizes differently in the large central charge limit as shown in eq. (98) of appendix A. This particular factorization arises due to the locations of the twist field operators at the endpoints of the intervals in the $BCFT_2$ s, depicted in fig. 7. The corresponding Rényi reflected entropy for the bipartite mixed state configuration may be obtained as

$$\begin{aligned} S_R^{(n,m)}(A : B) &= 2 \frac{1}{1-n} \log \frac{\left\langle \sigma_{g_A}(p_1) \sigma_{g_B g_A^{-1}}(p_2) \sigma_{g_B^{-1}}(p_3) \right\rangle_{\text{BCFT}^{\otimes mn}}}{\left\langle \sigma_{g_m}(p_1) \sigma_{g_m^{-1}}(p_3) \right\rangle_{\text{BCFT}^{\otimes m}}^n} \\ &= 2 \frac{1}{1-n} \log \frac{\left\langle \sigma_{g_B g_A^{-1}}(p_2) \sigma_{g_B^{-1}}(p_3) \sigma_{g_B}(q_3^a) \right\rangle_{\text{CFT}^{\otimes mn}}}{\left\langle \sigma_{g_m^{-1}}(p_3) \sigma_{g_m}(q_3^a) \right\rangle_{\text{CFT}^{\otimes m}}^n}. \end{aligned} \quad (30)$$

As earlier, the pre-factor two in the above expression appears due to the symmetry of fig. 7. Once again we implement the replica limit in the eq. (30) to compute the reflected entropy for the intervals A and B as

$$S_R(A : B) = \frac{2c}{3} \log \left(4 \frac{\sinh \left(\frac{\pi(r-r_O-\epsilon)}{\beta} \right) \sinh \left(\frac{\pi(r_O-r-2\epsilon)}{\beta} \right)}{\sinh \left(\frac{\pi\epsilon}{\beta} \right) \sinh \left(\frac{\pi(-2\epsilon)}{\beta} \right)} \right), \quad (31)$$

where the factor four arises from the OPE coefficient of the three-point function in eq. (30).

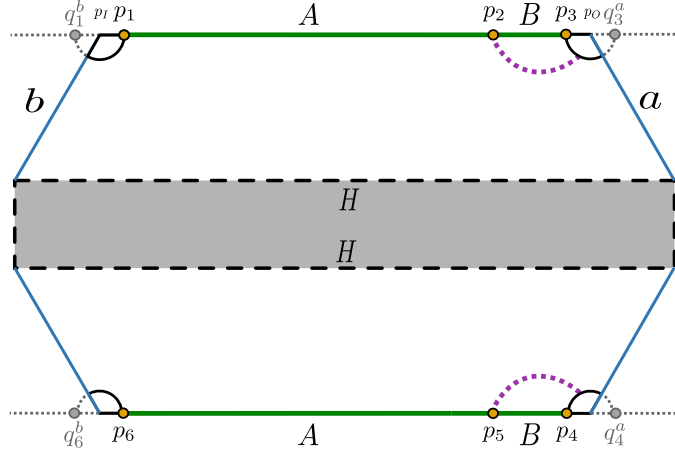


Figure 7: Possible channel for S_R . The violet dotted curve denotes the EWCS. All the points in the boundary theory are identified similarly as in fig. 3.

We now discuss the bulk computation of the reflected entropy for this configuration where the violet dotted curve in fig. 7 describes the corresponding EWCS in the dual eternal BTZ black hole geometry. In this case, the corresponding EWCS starts from the common point of the two adjacent intervals and lands on the RT surface of the interval $[p_3, p_O] \equiv [r_O - \epsilon, r_O]$. Following the procedure as in configuration (a), the expression for the EWCS may then be obtained by considering the adjacent limit in eq. (8) as,

$$E_W(A : B) = \frac{c}{3} \log(4z). \quad (32)$$

Here z is the finite temperature cross ratio given by,

$$z = \frac{\sinh\left(\frac{\pi(p_2 - q_3^a)}{\beta}\right) \sinh\left(\frac{\pi(p_3 - p_2 - \epsilon)}{\beta}\right)}{\sinh\left(\frac{\pi(p_2 + \epsilon - p_2)}{\beta}\right) \sinh\left(\frac{\pi(p_3 - q_3^a)}{\beta}\right)} = \frac{\sinh\left(\frac{\pi(r - r_O - \epsilon)}{\beta}\right) \sinh\left(\frac{\pi(r_O - r - 2\epsilon)}{\beta}\right)}{\sinh\left(\frac{\pi\epsilon}{\beta}\right) \sinh\left(\frac{\pi(-2\epsilon)}{\beta}\right)}. \quad (33)$$

Configuration (f):

The reflected entropy computation for this configuration is trivial since it reduces to the usual computation of S_R for two adjacent intervals in a CFT_2 . The Rényi reflected entropy then may be expressed as,

$$\begin{aligned} S_R^{(n,m)}(A : B) &= 2 \frac{1}{1-n} \log \frac{\left\langle \sigma_{g_A}(p_1) \sigma_{g_B g_A^{-1}}(p_2) \sigma_{g_B^{-1}}(p_3) \right\rangle_{BCFT \otimes mn}}{\left\langle \sigma_{g_m}(p_1) \sigma_{g_m^{-1}}(p_3) \right\rangle_{BCFT \otimes m}^n} \\ &= 2 \frac{1}{1-n} \log \frac{\left\langle \sigma_{g_A}(p_1) \sigma_{g_B g_A^{-1}}(p_2) \sigma_{g_B^{-1}}(p_3) \right\rangle_{CFT \otimes mn}}{\left\langle \sigma_{g_m}(p_1) \sigma_{g_m^{-1}}(p_3) \right\rangle_{CFT \otimes m}^n}, \end{aligned} \quad (34)$$

with the symmetry factor two originating from the two copies of the $BCFT_2$ s in a TFD state as depicted in fig. 8. The reflected entropy for this configuration may then be obtained considering the replica limit as follows

$$S_R(A : B) = \frac{2c}{3} \log \left(4 \frac{\sinh\left(\frac{\pi}{\beta}(r_1 - r_I - \epsilon)\right) \sinh\left(\frac{\pi}{\beta}(r_2 - r_1 - \epsilon)\right)}{\sinh\left(\frac{\pi}{\beta}(\epsilon)\right) \sinh\left(\frac{\pi}{\beta}(r_2 - r_I - \epsilon)\right)} \right), \quad (35)$$

where the factor four arises from the OPE coefficient of the three-point function in eq. (34).

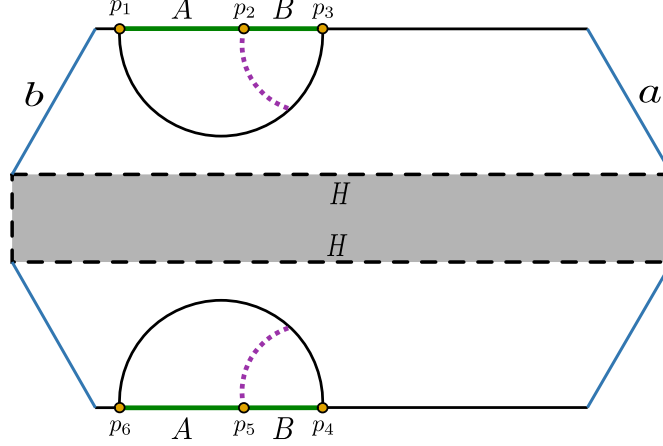


Figure 8: Possible channel for the S_R when the interval sizes are small compared to the full bath $BCFT_2$ s. The points in the diagram are specified as $p_1 = r_I + \epsilon$, $p_2 = r_1$ and $p_3 = r_2$. Similarly in its TFD copy, the points are identified as $p_6 = r_I + \epsilon$, $p_5 = r_1$ and $p_4 = r_2$

In the dual bulk geometry, the interval $A \cup B$ supports dome-type RT surface as depicted in fig. 8 and the EWCS for this configuration may be obtained from eq. (8) which can be expressed in the adjacent limit as

$$E_W(A : B) = \frac{c}{3} \log(4z), \quad (36)$$

with z being the finite temperature cross ratio given by,

$$z = \frac{\sinh\left(\frac{\pi}{\beta}(p_2 - p_1)\right) \sinh\left(\frac{\pi}{\beta}(p_3 - p_2 - \epsilon)\right)}{\sinh\left(\frac{\pi}{\beta}(p_2 + \epsilon - p_2)\right) \sinh\left(\frac{\pi}{\beta}(p_3 - p_1)\right)} = \frac{\sinh\left(\frac{\pi}{\beta}(r_1 - r_I - \epsilon)\right) \sinh\left(\frac{\pi}{\beta}(r_2 - r_1 - \epsilon)\right)}{\sinh\left(\frac{\pi}{\beta}(\epsilon)\right) \sinh\left(\frac{\pi}{\beta}(r_2 - r_I - \epsilon)\right)}. \quad (37)$$

Configuration (g):

We proceed to another possible contribution to the reflected entropy which is analogous to the one obtained in configuration (a). However in this case, the factorization of the multipoint correlator in the reflected entropy expression is quite different due to a different dominant channel as shown in eq. (99) of appendix A. Particularly, the six-point function of the twist operators, located at endpoints of the intervals in the two copies of $BCFT_2$ s, factorizes into three lower-point functions. Nevertheless, the final result of the reflected entropy turns out to be the same as that obtained in configuration (a) which is given as

$$\begin{aligned} S_R^{(n,m)}(A : B) &= \frac{1}{1-n} \log \frac{\left\langle \sigma_{g_A}(p_1) \sigma_{g_B g_A^{-1}}(p_2) \sigma_{g_B^{-1}}(p_3) \sigma_{g_B}(p_4) \sigma_{g_A g_B^{-1}}(p_5) \sigma_{g_A^{-1}}(p_6) \right\rangle_{BCFT^{\otimes mn}}}{\left\langle \sigma_{g_m}(p_1) \sigma_{g_m^{-1}}(p_3) \sigma_{g_m}(p_4) \sigma_{g_m^{-1}}(p_6) \right\rangle_{BCFT^{\otimes m}}^n} \\ &= 2 \frac{1}{1-n} \log \frac{\left\langle \sigma_{g_A}(p_1) \sigma_{g_A^{-1}}(q_1^b) \sigma_{g_B g_A^{-1}}(p_2) \right\rangle_{CFT^{\otimes mn}}}{\left\langle \sigma_{g_m}(p_1) \sigma_{g_m^{-1}}(q_1^b) \right\rangle_{CFT^{\otimes m}}^n}. \end{aligned} \quad (38)$$

Finally considering the replica limit of the above equation the reflected entropy $S_R(A : B)$ is given by the expression described in eq. (18).

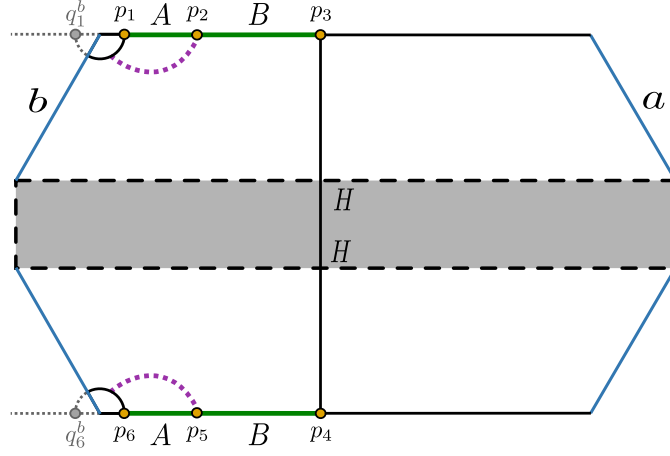


Figure 9: Here $q_1^b = r_I - \epsilon$ and $q_6^b = r_I - \epsilon$ are the mirror images of the points $p_1 = r_I + \epsilon$ and $p_6 = r_I + \epsilon$ respectively with respect to the b -boundary. Also the other points in the two $BCFT_2$ s are identified as $p_2 = r$, $p_3 = r_1$, $p_5 = r$ and $p_4 = r_1$.

As depicted in fig. 9 the EWCS for the entanglement wedge of $A \cup B$ is identical to that described in the configuration (a). Consequently, the computation for the same follows a similar procedure and the EWCS for this may be obtained from eq. (19) as,

$$E_W(A : B) = \frac{c}{3} \log(4z), \quad (39)$$

where z is the cross ratio at a finite temperature β given by the eq. (20).

Configuration (h):

This configuration involves an analogous computation for the reflected entropy as in configuration (b) with a slightly different factorization of the correlator in the expression of the corresponding $S_R^{(n,m)}(A : B)$. We refer to the eq. (100) of appendix A for the corresponding factorization employed here. However, the final expression for the Rényi reflected entropy is identical to that of configuration (b) and is described as

$$\begin{aligned} S_R^{(n,m)}(A : B) &= \frac{1}{1-n} \log \frac{\left\langle \sigma_{g_A}(p_1) \sigma_{g_B g_A^{-1}}(p_2) \sigma_{g_B^{-1}}(p_3) \sigma_{g_B}(p_4) \sigma_{g_A g_B^{-1}}(p_5) \sigma_{g_A^{-1}}(p_6) \right\rangle_{\text{BCFT} \otimes mn}}{\left\langle \sigma_{g_m}(p_1) \sigma_{g_m^{-1}}(p_3) \sigma_{g_m}(p_4) \sigma_{g_m^{-1}}(p_6) \right\rangle_{\text{BCFT} \otimes m}^n} \\ &= 2 \frac{1}{1-n} \log \left\langle \sigma_{g_B g_A^{-1}}(p_2) \sigma_{g_A g_B^{-1}}(q_2^b) \right\rangle_{\text{CFT} \otimes mn}. \end{aligned} \quad (40)$$

The reflected entropy may now be obtained from the replica limit of the above equation which is identical to that in eq. (22).

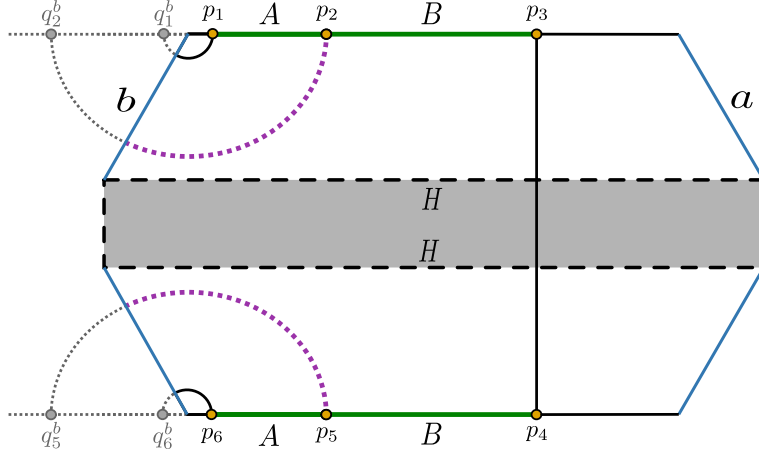


Figure 10: Here $q_2^b = 2r_I - r_1$ and $q_5^b = 2r_I - r_1$ are the mirror images of the points $p_2 = r$ and $p_5 = r$ respectively in the two $BCFT_2$ copies with respect to the b -boundary. The other points are identified similarly as in fig. 9.

Similar to the reflected entropy, the EWCS for this case is identical to the one discussed in configuration (b) as seen from the figs. 4 and 10. Consequently the expression for the EWCS for this configuration may be given by the eq. (23).

Configuration (i):

We now refer to a scenario discussed earlier in configuration (c) for the corresponding reflected entropy in this case. The present configuration involves a six-point correlation function in the reflected entropy expression which in the large central charge limit factorizes to the same two-point function as in eq. (24). This factorization of the six-point twist correlator is shown in eq. (101) of appendix A. The Rényi reflected entropy for the two adjacent intervals in this case may then be written as

$$\begin{aligned}
S_R^{(n,m)}(A : B) &= \frac{1}{1-n} \log \frac{\left\langle \sigma_{g_A}(p_1) \sigma_{g_B g_A^{-1}}(p_2) \sigma_{g_B^{-1}}(p_3) \sigma_{g_B}(p_4) \sigma_{g_A g_B^{-1}}(p_5) \sigma_{g_A^{-1}}(p_6) \right\rangle_{\text{BCFT} \otimes mn}}{\left\langle \sigma_{g_m}(p_1) \sigma_{g_m^{-1}}(p_3) \sigma_{g_m}(p_4) \sigma_{g_m^{-1}}(p_6) \right\rangle_{\text{BCFT} \otimes m}^n} \\
&= \frac{1}{1-n} \log \left(\left\langle \sigma_{g_B g_A^{-1}}(p_2) \sigma_{g_A g_B^{-1}}(p_5) \right\rangle_{\text{CFT} \otimes mn} \right). \tag{41}
\end{aligned}$$

Consequently, the reflected entropy $S_R(A : B)$ may be given by the eq. (25) after considering the replica limit of eq. (41).

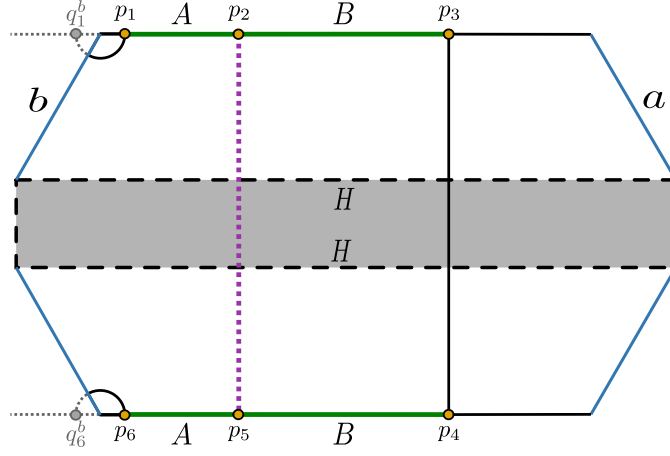


Figure 11: The points in the two copies of $BCFT_2$ s in a TFD state are identified as $q_1^b = r_I - \epsilon$ and $q_6^b = r_I - \epsilon$ which are the mirror images of the points $p_1 = r_I + \epsilon$ and $p_6 = r_I + \epsilon$ respectively with respect to the b -boundary. The other points are identified similarly as in fig. 9.

We may note from the figs. 5 and 11, that the EWCS for the entanglement wedge of $A \cup B$ in this scenario is identical to that discussed in configuration (c) where the EWCS was described by a HM surface. Hence the expression for the EWCS for this configuration can be given by the eq. (26).

Configuration (j):

We proceed with a non-trivial contribution to the reflected entropy which arises from a four-point twist correlator after employing a factorization procedure in the large central charge limit as shown in eq. (102) of appendix A. The corresponding Rényi reflected entropy for the bipartite mixed state under consideration may be expressed as,

$$\begin{aligned}
 S_R^{(n,m)}(A : B) &= \frac{1}{1-n} \log \frac{\left\langle \sigma_{g_A}(p_1) \sigma_{g_B g_A^{-1}}(p_2) \sigma_{g_B^{-1}}(p_3) \sigma_{g_B}(p_4) \sigma_{g_A g_B^{-1}}(p_5) \sigma_{g_A^{-1}}(p_6) \right\rangle_{BCFT \otimes mn}}{\left\langle \sigma_{g_m}(p_1) \sigma_{g_m^{-1}}(p_3) \sigma_{g_m}(p_4) \sigma_{g_m^{-1}}(p_6) \right\rangle_{BCFT \otimes m}^n} \\
 &= \frac{1}{1-n} \log \frac{\left\langle \sigma_{g_B g_A^{-1}}(p_2) \sigma_{g_B^{-1}}(p_3) \sigma_{g_B}(p_4) \sigma_{g_A g_B^{-1}}(p_5) \right\rangle_{CFT \otimes mn}}{\left\langle \sigma_{g_m^{-1}}(p_3) \sigma_{g_m}(p_4) \right\rangle_{CFT \otimes m}^n}. \quad (42)
 \end{aligned}$$

For the four-point twist correlator in the numerator of the last line, we now use the doubling trick inversely such that it can be written as a two-point correlator in a $BCFT_2$. In an OPE channel, this $BCFT_2$ correlator is further equivalent to a three-point function on a flat CFT_2 [76, 77]. Consequently, the above expression may be re-written as

$$\begin{aligned}
 S_R^{(n,m)}(A : B) &= \frac{1}{1-n} \log \frac{\left\langle \sigma_{g_B g_A^{-1}}(p_2) \sigma_{g_B^{-1}}(p_3) \right\rangle_{BCFT \otimes mn}}{\left\langle \sigma_{g_m^{-1}}(p_3) \sigma_{g_m}(p_4) \right\rangle_{CFT \otimes m}^n} \quad (\text{inverse doubling trick}) \\
 &= \frac{1}{1-n} \log \frac{\left\langle \sigma_{g_B g_A^{-1}}(p_2) \sigma_{g_B^{-1}}(p_3) \sigma_{g_B}(q_3) \right\rangle_{CFT \otimes mn}}{\left\langle \sigma_{g_m^{-1}}(p_3) \sigma_{g_m}(p_4) \right\rangle_{CFT \otimes m}^n} \quad (\text{OPE channel}). \quad (43)
 \end{aligned}$$

We compute this OPE channel result following the methods discussed in [76, 77] which after considering the replica limit reduces to

$$S_R(A : B) = \frac{2c}{3} \log \frac{(r_1 - r_2) \operatorname{sech} \left(\frac{2\pi t}{\beta} \right) \sqrt{r_1^2 + 2r_1 r_2 \cosh \left(\frac{4\pi t}{\beta} \right) + r_2^2}}{r_1 \epsilon}. \quad (44)$$

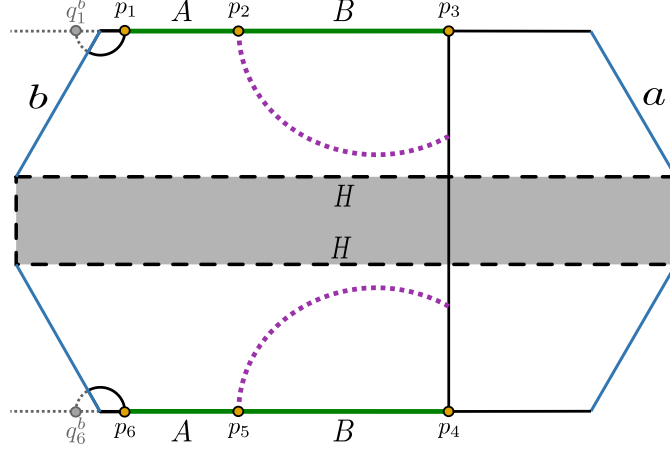


Figure 12: The points in the two copies of $BCFT_2$ s in a TFD state are identified as $p_2 = r_1$, $p_5 = r_1$, $p_3 = r_2$ and $p_4 = r_2$.

As depicted in fig. 12, the EWCS for this configuration is described by a co-dimension two surface which starts from the common point of the two adjacent intervals and lands on the HM surface. We may now follow the procedure discussed in [76] to compute this EWCS from a purely geometric perspective with a proper coordinate transformation given in eq. (7.34) of [76] where we have considered $e^X = r$ in our work. The corresponding EWCS may then be expressed as

$$E_W(A : B) = \frac{c}{3} \log \frac{(r_2 - r_1) \operatorname{sech} \left(\frac{2\pi t}{\beta} \right) \sqrt{r_1^2 + 2r_1 r_2 \cosh \left(\frac{4\pi t}{\beta} \right) + r_2^2}}{r_2 \epsilon}. \quad (45)$$

Configuration (k):

We now consider another possible contribution to the reflected entropy for the adjacent intervals A and B which produces an expression for $S_R(A : B)$ similar to the one obtained in the previous configuration. Note that after implementing the factorization to the six-point twist correlator in large central charge limit, the corresponding Rényi reflected entropy may be written as,

$$\begin{aligned} S_R^{(n,m)}(A : B) &= \frac{1}{1-n} \log \frac{\left\langle \sigma_{g_A}(p_1) \sigma_{g_B g_A^{-1}}(p_2) \sigma_{g_B^{-1}}(p_3) \sigma_{g_B}(p_4) \sigma_{g_A g_B^{-1}}(p_5) \sigma_{g_A^{-1}}(p_6) \right\rangle_{BCFT \otimes mn}}{\left\langle \sigma_{g_m}(p_1) \sigma_{g_m^{-1}}(p_3) \sigma_{g_m}(p_4) \sigma_{g_m^{-1}}(p_6) \right\rangle_{BCFT \otimes m}^n} \\ &= \frac{1}{1-n} \log \frac{\left\langle \sigma_{g_B g_A^{-1}}(p_2) \sigma_{g_A}(p_1) \sigma_{g_A^{-1}}(p_6) \sigma_{g_A g_B^{-1}}(p_5) \right\rangle_{CFT \otimes mn}}{\left\langle \sigma_{g_m}(p_1) \sigma_{g_m^{-1}}(p_6) \right\rangle_{CFT \otimes m}^n} \end{aligned} \quad (46)$$

The factorization procedure employed in the above expression is shown in eq. (103) of appendix A. Similar to the previous configuration, we now utilize the same techniques in this scenario to obtain

the reflected entropy $S_R(A : B)$. Using the doubling trick inversely, the above expression may be re-expressed as

$$S_R^{(n,m)}(A : B) = \frac{1}{1-n} \log \frac{\left\langle \sigma_{g_B g_A^{-1}}(p_2) \sigma_{g_A}(p_1) \right\rangle_{\text{BCFT} \otimes mn}}{\left\langle \sigma_{g_m}(p_1) \sigma_{g_m^{-1}}(p_6) \right\rangle_{\text{CFT} \otimes m}^n}. \quad (47)$$

However, in an OPE channel, this $BCFT_2$ two-point function is further equal to a three-point function on a flat CFT_2 as follows

$$S_R^{(n,m)}(A : B) = \frac{1}{1-n} \log \frac{\left\langle \sigma_{g_B g_A^{-1}}(p_2) \sigma_{g_A}(p_1) \sigma_{g_A^{-1}}(q_1) \right\rangle_{\text{CFT} \otimes mn}}{\left\langle \sigma_{g_m}(p_1) \sigma_{g_m^{-1}}(p_6) \right\rangle_{\text{CFT} \otimes m}^n}. \quad (48)$$

Finally considering the replica limit of the above expression, the reflected entropy for the adjacent intervals A and B is given by the eq. (44) with the point r_2 replaced by $r_I - \epsilon$ where ϵ is the UV cut off.

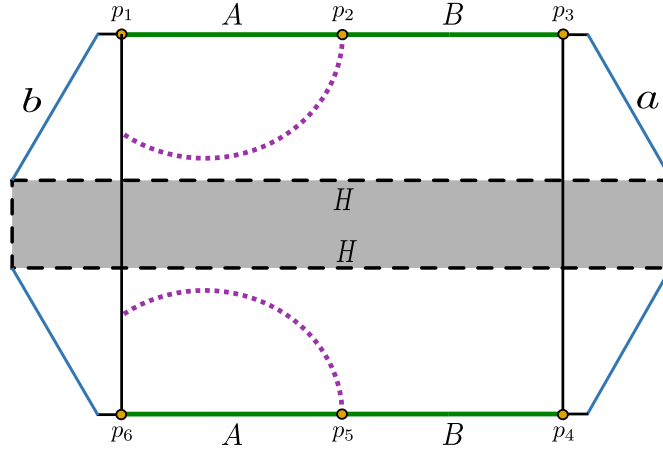


Figure 13: The points in the two $BCFT_2$ copies are identified as $p_1 = r_I + \epsilon$, $p_6 = r_I + \epsilon$, $p_2 = r_1$, $p_5 = r_1$, $p_3 = r_O - \epsilon$ and $p_4 = r_O - \epsilon$.

Analogous to the reflected entropy, the EWCS for this configuration as depicted in fig. 13 is similar to the previous case. Consequently, the expression for the EWCS in this case is given by the eq. (45) with the point r_2 replaced by $r_I - \epsilon$.

Configuration (l):

In this case, the contribution to the reflected entropy is given by the one obtained in configuration (c) since, the Rényi reflected entropy reduces to an identical expression after implementing a factorization of the six-point correlation function in the large central charge limit as follows

$$\begin{aligned} S_R^{(n,m)}(A : B) &= \frac{1}{1-n} \log \frac{\left\langle \sigma_{g_A}(p_1) \sigma_{g_B g_A^{-1}}(p_2) \sigma_{g_B^{-1}}(p_3) \sigma_{g_B}(p_4) \sigma_{g_A g_B^{-1}}(p_5) \sigma_{g_A^{-1}}(p_6) \right\rangle_{\text{BCFT} \otimes mn}}{\left\langle \sigma_{g_m}(p_1) \sigma_{g_m^{-1}}(p_3) \sigma_{g_m}(p_4) \sigma_{g_m^{-1}}(p_6) \right\rangle_{\text{BCFT} \otimes m}^n} \\ &= \frac{1}{1-n} \log \left(\left\langle \sigma_{g_B g_A^{-1}}(p_2) \sigma_{g_A g_B^{-1}}(p_5) \right\rangle_{\text{CFT} \otimes mn} \right). \end{aligned} \quad (49)$$

The corresponding factorization of the six-point twist correlator utilized in the above expression is shown in eq. (104) of appendix A. Consequently, the reflected entropy $S_R(A : B)$ for this configuration is given by the eq. (25).

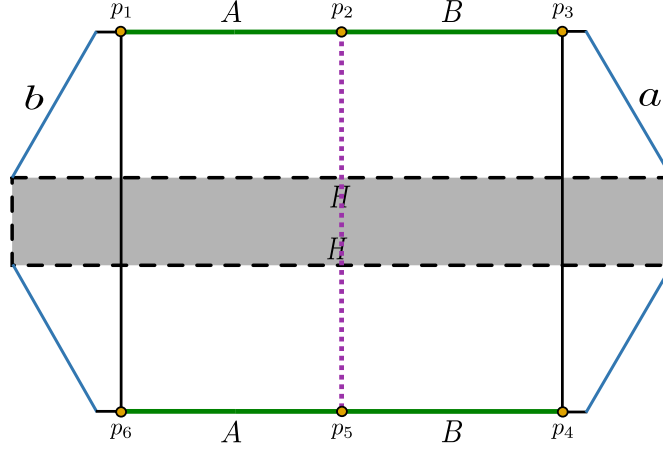


Figure 14: The points in the two $BCFT_2$ copies are identified as $p_2 = r$ and $p_5 = r$ and the other points are identified similarly as in the fig. 13.

Fig. 14 depicts the corresponding EWCS for the entanglement wedge of the interval $A \cup B$ identical to that described in fig. 5 of configuration (c). Consequently, the expression for the EWCS in this scenario is given by the eq. (26).

Configuration (m):

We refer to configuration (j) for the computation of reflected entropy in this scenario since the six-point twist correlator in the corresponding Rényi reflected entropy expression factorizes in the large central charge limit and produce an identical expression for the same. This factorization procedure is given in eq. (105) of appendix A. The Rényi reflected entropy may then be expressed as,

$$\begin{aligned}
 S_R^{(n,m)}(A : B) &= \frac{1}{1-n} \log \frac{\left\langle \sigma_{g_A}(p_1) \sigma_{g_B g_A^{-1}}(p_2) \sigma_{g_B^{-1}}(p_3) \sigma_{g_B}(p_4) \sigma_{g_A g_B^{-1}}(p_5) \sigma_{g_A^{-1}}(p_6) \right\rangle_{BCFT \otimes mn}}{\left\langle \sigma_{g_m}(p_1) \sigma_{g_m^{-1}}(p_3) \sigma_{g_m}(p_4) \sigma_{g_m^{-1}}(p_6) \right\rangle_{BCFT \otimes m}^n} \\
 &= \frac{1}{1-n} \log \frac{\left\langle \sigma_{g_B g_A^{-1}}(p_2) \sigma_{g_B^{-1}}(p_3) \sigma_{g_B}(p_4) \sigma_{g_A g_B^{-1}}(p_5) \right\rangle_{CFT \otimes mn}}{\left\langle \sigma_{g_m^{-1}}(p_3) \sigma_{g_m}(p_4) \right\rangle_{CFT \otimes m}^n}. \tag{50}
 \end{aligned}$$

As earlier, we first perform the inverse doubling trick as discussed in configuration (j) which transforms the above expression into

$$S_R^{(n,m)}(A : B) = \frac{1}{1-n} \log \frac{\left\langle \sigma_{g_B g_A^{-1}}(p_2) \sigma_{g_B^{-1}}(p_3) \right\rangle_{BCFT \otimes mn}}{\left\langle \sigma_{g_m^{-1}}(p_3) \sigma_{g_m}(p_4) \right\rangle_{CFT \otimes m}^n}. \tag{51}$$

In an OPE channel, the $BCFT_2$ two-point function in the above expression is further equal to a three-point function on a flat CFT_2 as discussed in [76, 77]. Hence, we obtain

$$S_R^{(n,m)}(A : B) = \frac{1}{1-n} \log \frac{\left\langle \sigma_{g_B g_A^{-1}}(p_2) \sigma_{g_B^{-1}}(p_3) \sigma_{g_B}(q_3) \right\rangle_{CFT \otimes mn}}{\left\langle \sigma_{g_m^{-1}}(p_3) \sigma_{g_m}(p_4) \right\rangle_{CFT \otimes m}^n}. \tag{52}$$

The reflected entropy may then be obtained after considering the replica limit which produces an identical expression given in eq. (44).

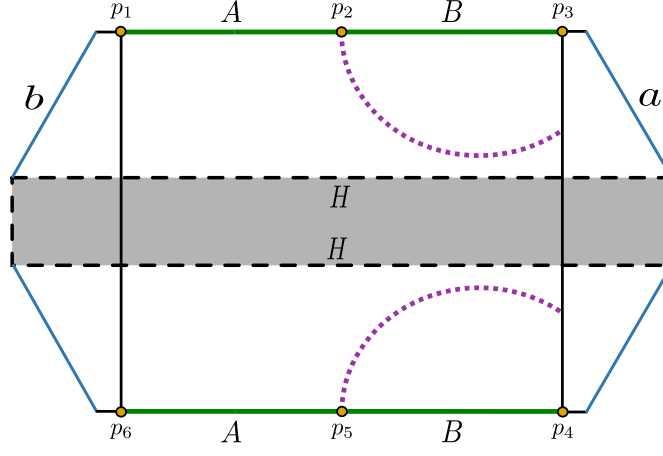


Figure 15: The points in the two $BCFT_2$ copies are identified similarly as in the fig. 12.

The EWCS for this configuration is shown by the dotted violet curve in fig. 15 which indicates an identical structure observed in fig. 12 of configuration (j). Therefore the corresponding expression for the EWCS in this scenario is given by the eq. (45).

Configuration (n):

Once again we refer to configuration (j) for the reflected entropy computation in this scenario. The six-point twist correlator involved in the Rényi reflected entropy factorizes in the large central charge limit as shown in eq. (106) of appendix A and produces an expression analogous to the one obtained in configuration (j) as follows

$$\begin{aligned}
 S_R^{(n,m)}(A : B) &= \frac{1}{1-n} \log \frac{\left\langle \sigma_{g_A}(p_1) \sigma_{g_B g_A^{-1}}(p_2) \sigma_{g_B^{-1}}(p_3) \sigma_{g_B}(p_4) \sigma_{g_A g_B^{-1}}(p_5) \sigma_{g_A^{-1}}(p_6) \right\rangle_{BCFT \otimes mn}}{\left\langle \sigma_{g_m}(p_1) \sigma_{g_m^{-1}}(p_3) \sigma_{g_m}(p_4) \sigma_{g_m^{-1}}(p_6) \right\rangle_{CFT \otimes m}^n} \\
 &= \frac{1}{1-n} \log \frac{\left\langle \sigma_{g_B g_A^{-1}}(p_2) \sigma_{g_A}(p_1) \sigma_{g_A^{-1}}(p_6) \sigma_{g_A g_B^{-1}}(p_5) \right\rangle_{CFT \otimes mn}}{\left\langle \sigma_{g_m}(p_1) \sigma_{g_m^{-1}}(p_6) \right\rangle_{CFT \otimes m}^n}.
 \end{aligned} \tag{53}$$

Once again we utilize the same tricks discussed in configuration (j) to obtain the corresponding reflected entropy. Utilizing the inverse doubling trick, the above expression involving a four-point function in a CFT_2 may be re-expressed as

$$S_R^{(n,m)}(A : B) = \frac{1}{1-n} \log \frac{\left\langle \sigma_{g_B g_A^{-1}}(p_2) \sigma_{g_A}(p_1) \right\rangle_{BCFT \otimes mn}^{Flat}}{\left\langle \sigma_{g_m}(p_1) \sigma_{g_m^{-1}}(p_6) \right\rangle_{CFT \otimes m}^n}, \tag{54}$$

which in an OPE channel further reduces to

$$S_R^{(n,m)}(A : B) = \frac{1}{1-n} \log \frac{\left\langle \sigma_{g_B g_A^{-1}}(p_2) \sigma_{g_A}(p_1) \sigma_{g_A^{-1}}(q_1) \right\rangle_{CFT \otimes mn}}{\left\langle \sigma_{g_m}(p_1) \sigma_{g_m^{-1}}(p_6) \right\rangle_{CFT \otimes m}^n}. \tag{55}$$

Consequently, the reflected entropy $S_R(A : B)$ after considering the replica limit of eq. (55) is given by the eq. (44) with the point r_2 replaced by $r_I - \epsilon$ where ϵ is the UV cut off.

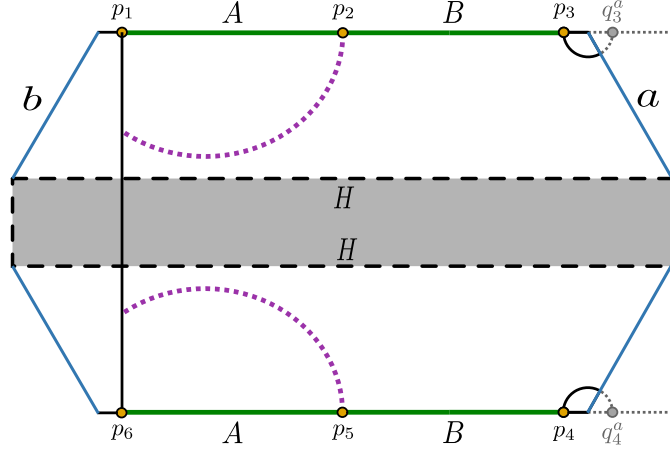


Figure 16: The points in the two $BCFT_2$ copies are identified similarly as in fig. 12

Similarly to the reflected entropy, the EWCS for this configuration (fig. 16) is identical to the one described in fig. 12. Therefore the corresponding expression for the EWCS in this case is given by the eq. (45) with the point r_2 replaced by $r_I - \epsilon$.

Configuration (o):

This configuration corresponds to a dominant channel of the six-point twist correlator in the Rényi reflected entropy $S_R^{(n,m)}(A : B)$ which reduces to an expression identical to the one obtained in configuration (e). The Rényi reflected entropy for this case may be given as

$$\begin{aligned}
 S_R^{(n,m)}(A : B) &= \frac{1}{1-n} \log \frac{\left\langle \sigma_{g_A}(p_1) \sigma_{g_B g_A^{-1}}(p_2) \sigma_{g_B^{-1}}(p_3) \sigma_{g_B}(p_4) \sigma_{g_A g_B^{-1}}(p_5) \sigma_{g_A^{-1}}(p_6) \right\rangle_{BCFT \otimes mn}}{\left\langle \sigma_{g_m}(p_1) \sigma_{g_m^{-1}}(p_3) \sigma_{g_m}(p_4) \sigma_{g_m^{-1}}(p_6) \right\rangle_{BCFT \otimes m}^n} \\
 &= 2 \frac{1}{1-n} \log \frac{\left\langle \sigma_{g_B g_A^{-1}}(p_2) \sigma_{g_B^{-1}}(p_3) \sigma_{g_B}(q_3^a) \right\rangle_{CFT \otimes mn}}{\left\langle \sigma_{g_m^{-1}}(p_3) \sigma_{g_m}(q_3^a) \right\rangle_{CFT \otimes m}^n}.
 \end{aligned} \tag{56}$$

In the above expression we have employed a factorization of the six-point twist correlator in the large central charge limit as shown in eq. (107) of appendix A. From the replica limit of eq. (56), the reflected entropy for this case may then be expressed as in eq. (31).

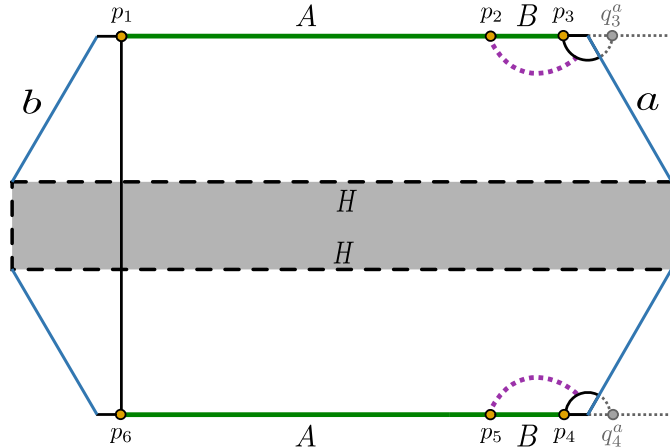


Figure 17: The points in the two $BCFT_2$ copies are identified similarly as in fig. 7.

The violet dotted curve as shown in fig. 17 corresponds to the EWCS for this present scenario which is identical to the one observed in fig. 7 of configuration (e). Consequently, the EWCS for this configuration is given by the eq. (32) with the cross-ratio in eq. (33).

Configuration (p):

In this scenario, the reflected entropy for the adjacent intervals A and B corresponds to an expressions for $S_R(A : B)$ which is identical to the one obtained in configuration (d). The six-point correlation function in the corresponding Rényi reflected entropy expression factorizes in the large central charge limit as shown in eq. (108) of appendix A and produces

$$\begin{aligned} S_R^{(n,m)}(A : B) &= \frac{1}{1-n} \log \frac{\left\langle \sigma_{g_A}(p_1) \sigma_{g_B g_A^{-1}}(p_2) \sigma_{g_B^{-1}}(p_3) \sigma_{g_B}(p_4) \sigma_{g_A g_B^{-1}}(p_5) \sigma_{g_A^{-1}}(p_6) \right\rangle_{\text{BCFT} \otimes mn}}{\left\langle \sigma_{g_m}(p_1) \sigma_{g_m^{-1}}(p_3) \sigma_{g_m}(p_4) \sigma_{g_m^{-1}}(p_6) \right\rangle_{\text{BCFT} \otimes m}^n} \\ &= 2 \frac{1}{1-n} \log \left(\left\langle \sigma_{g_B g_A^{-1}}(p_2) \sigma_{g_A g_B^{-1}}(q_2^a) \right\rangle_{\text{CFT} \otimes mn} \right). \end{aligned} \quad (57)$$

Consequently the reflected entropy $S_R(A : B)$, from a replica limit of eq. (57), may be given by the eq. (28).

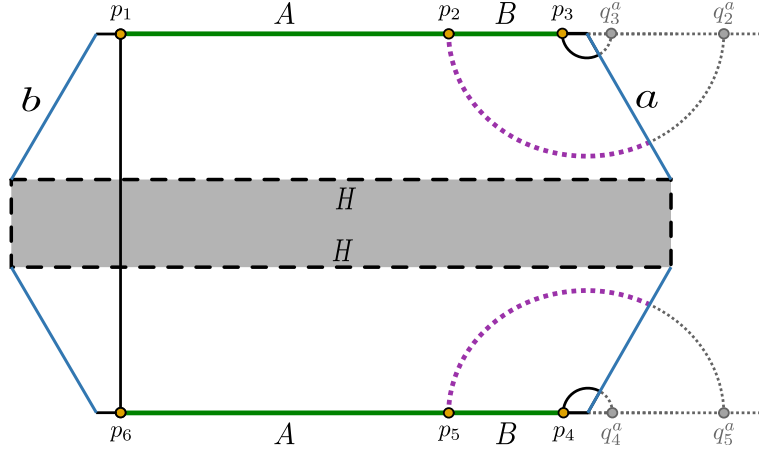


Figure 18: The points in the two $BCFT_2$ copies are identified similarly as in fig. 6.

The corresponding EWCS computation for this scenario follows an identical procedure as discussed in configuration (e). The expression for the same for this configuration may then be given by the eq. (29).

Configuration (q):

Finally, the last contribution to the reflected entropy for the adjacent intervals A and B is similar to the $S_R(A : B)$ expression computed in configuration (c). Once again, we refer to eq. (109) of appendix A where the factorization of the six-point twist correlator in the Rényi reflected entropy expression is shown in the large central charge limit. We then obtain a simplified expression for the Rényi reflected entropy as

$$\begin{aligned} S_R^{(n,m)}(A : B) &= \frac{1}{1-n} \log \frac{\left\langle \sigma_{g_A}(p_1) \sigma_{g_B g_A^{-1}}(p_2) \sigma_{g_B^{-1}}(p_3) \sigma_{g_B}(p_4) \sigma_{g_A g_B^{-1}}(p_5) \sigma_{g_A^{-1}}(p_6) \right\rangle_{\text{BCFT} \otimes mn}}{\left\langle \sigma_{g_m}(p_1) \sigma_{g_m^{-1}}(p_3) \sigma_{g_m}(p_4) \sigma_{g_m^{-1}}(p_6) \right\rangle_{\text{BCFT} \otimes m}^n} \\ &= \frac{1}{1-n} \log \left(\left\langle \sigma_{g_B g_A^{-1}}(p_2) \sigma_{g_A g_B^{-1}}(p_5) \right\rangle_{\text{CFT} \otimes mn} \right). \end{aligned} \quad (58)$$

Now implementing the replica limit to the above equation, the corresponding reflected entropy for the intervals A and B may be computed as in eq. (25).

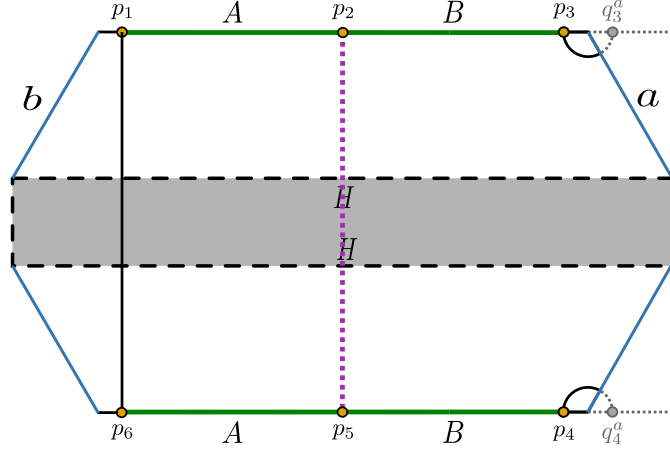


Figure 19: The points in the two $BCFT_2$ copies are identified similarly as in fig. 5.

Similar to the reflected entropy, the EWCS for this case is identical to configuration (c) and consequently the corresponding expression for the EWCS may be given by eq. (29).

3.2 Disjoint intervals

We now proceed to compute the reflected entropy for two disjoint intervals $A \equiv [p_1, p_2] \cup [p_8, p_7]$ and $B \equiv [p_3, p_4] \cup [p_6, p_5]$ in the bath $BCFT_2$ s. Following this, we obtain the corresponding EWCSs for the dual bulk eternal BTZ black hole geometry to demonstrate the holographic duality between the reflected entropy and the EWCS as described in eq. (10). Once again the different contributions to the reflected entropy and the EWCS outlined below, occur due to the various configurations involving the sizes of the intervals similar to the case of adjacent intervals.

Configuration (a):

We begin with the first configuration where the Rényi reflected entropy involves four-point twist correlators in a $BCFT_2$. In a dominant channel, this $BCFT_2$ four-point twist correlator factorizes into three-point and one-point functions in the large central charge limit which upon utilizing the doubling trick results in CFT_2 four-point and two-point functions respectively. This intermediate factorization procedure is described in eq. (110) of appendix B. The corresponding Rényi reflected entropy is given as

$$\begin{aligned}
S_R^{(n,m)}(A : B) &= 2 \frac{1}{1-n} \log \frac{\left\langle \sigma_{g_A}(p_1) \sigma_{g_A^{-1}}(p_2) \sigma_{g_B}(p_3) \sigma_{g_B^{-1}}(p_4) \right\rangle_{BCFT \otimes mn}}{\left\langle \sigma_{g_m}(p_1) \sigma_{g_m^{-1}}(p_2) \sigma_{g_m}(p_3) \sigma_{g_m^{-1}}(p_4) \right\rangle_{BCFT \otimes m}^n} \\
&= 2 \frac{1}{1-n} \log \frac{\left\langle \sigma_{g_A^{-1}}(q_1^b) \sigma_{g_A}(p_1) \sigma_{g_A^{-1}}(p_2) \sigma_{g_B}(p_3) \right\rangle_{CFT \otimes mn}^n}{\left\langle \sigma_{g_m^{-1}}(q_1^b) \sigma_{g_m}(p_1) \sigma_{g_m^{-1}}(p_2) \sigma_{g_m}(p_3) \right\rangle_{CFT \otimes m}^n}, \quad (59)
\end{aligned}$$

where the factor two arises due to the symmetry of the configuration as depicted in fig. 20. Implementing the replica limit and following the procedure discussed in [63], the reflected entropy for

the disjoint intervals A and B in this case may be obtained as

$$S_R(A : B) = \frac{2c}{3} \log \left(\frac{1 + \sqrt{\tilde{x}}}{1 - \sqrt{\tilde{x}}} \right), \quad (60)$$

with \tilde{x} being the cross-ratio at a finite temperature given by

$$\tilde{x} = \frac{\sinh \left(\frac{\pi(p_1 - p_2)}{\beta} \right) \sinh \left(\frac{\pi(p_3 - q_1^b)}{\beta} \right)}{\sinh \left(\frac{\pi(p_1 - p_3)}{\beta} \right) \sinh \left(\frac{\pi(p_2 - q_1^b)}{\beta} \right)}. \quad (61)$$

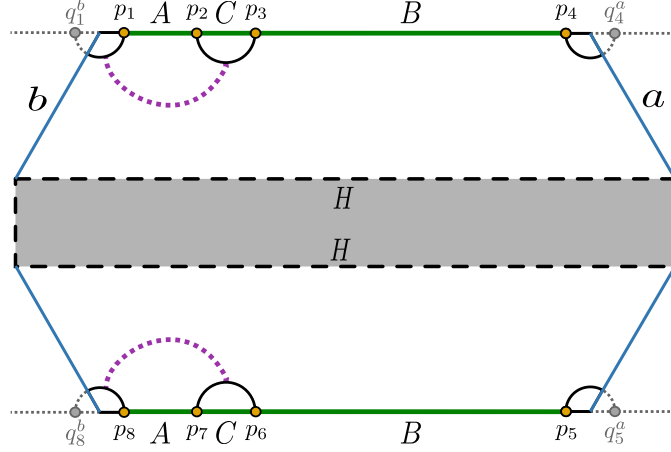


Figure 20: The endpoints of the intervals A and B in the two $BCFT_2$ copies are identified as $p_1 = p_8 = r_I + \epsilon$, $p_2 = p_7 = r_2$, $p_3 = p_6 = r_3$ and $p_4 = p_5 = r_O - \epsilon$. The other points $q_1^b = r_I - \epsilon$, $q_8^b = r_I - \epsilon$ are the image points of p_1 and p_8 respectively with respect to the b -boundary at $p_I = r_I$ and $q_4^a = r_O + \epsilon$, $q_5^a = r_O + \epsilon$ are the image points of p_4 and p_5 respectively with respect to the a -boundary at $p_O = r_O$.

The corresponding EWCS for this configuration is described by a codimension two surface as depicted by the violet dotted curve in fig. 20. We follow the procedure described in section 2.3 to obtain the EWCS in this scenario which is given by twice of the contribution in eq. (8) with the finite temperature cross-ratio in eq. (9). However, in this configuration we have identified the points as $a_1 = p_1$, $a_2 = p_2$, $b_1 = p_3$ and $b_2 = q_1^b$ with q_1^b being the image point of p_1 with respect to the b -boundary in the $BCFT_2$. Although, eqs. (8) and (60) appears to be different with the corresponding cross-ratios being distinct, we can always transform one expression to another with identical cross-ratios utilizing a transformation $\tilde{x} \rightarrow \frac{z}{1+z}$.

Configuration (b):

The second configuration corresponds to a different channel for the four-point twist correlator which results in another contribution to the reflected entropy for the disjoint intervals A and B in the $BCFT_2$ s. The Rényi reflected entropy for this case may be written as

$$\begin{aligned} S_R^{(n,m)}(A : B) &= 2 \frac{1}{1-n} \log \frac{\left\langle \sigma_{g_A}(p_1) \sigma_{g_A^{-1}}(p_2) \sigma_{g_B}(p_3) \sigma_{g_B^{-1}}(p_4) \right\rangle_{BCFT \otimes mn}}{\left\langle \sigma_{g_m}(p_1) \sigma_{g_m^{-1}}(p_2) \sigma_{g_m}(p_3) \sigma_{g_m^{-1}}(p_4) \right\rangle_{BCFT \otimes m}^n} \\ &= 2 \frac{1}{1-n} \log \frac{\left\langle \sigma_{g_A}(q_2^b) \sigma_{g_A^{-1}}(p_2) \sigma_{g_B}(p_3) \sigma_{g_B^{-1}}(q_3^b) \right\rangle_{CFT \otimes mn}}{\left\langle \sigma_{g_m}(q_2^b) \sigma_{g_m^{-1}}(p_2) \sigma_{g_m}(p_3) \sigma_{g_m^{-1}}(q_3^b) \right\rangle_{CFT \otimes m}^n}, \end{aligned} \quad (62)$$

where once again the factor two arises from the symmetry of the configuration as depicted in fig. 21. The $BCFT_2$ four-point function in the Rényi reflected entropy factorizes into two one-point and a two-point functions in the large central charge limit which as earlier upon utilizing the doubling trick may be expressed in terms of appropriate CFT_2 twist correlators. These intermediate procedures are described in eq. (111) of appendix B. Note from fig. 21 that q_2^b and q_3^a are the image points for p_2 and p_3 respectively with respect to the b and a -boundaries in the $BCFT_2$.

A similar configuration for the reflected entropy of two disjoint intervals in a $BCFT_2$ was demonstrated in [78] the final expression for the reflected entropy was computed as

$$S_R(A : B) = \frac{2c}{3} \log \left(\frac{1 + \sqrt{1 - \tilde{x}}}{\sqrt{\tilde{x}}} \right) + 4S_{\text{bdy}} , \quad (63)$$

where the \tilde{x} is the finite temperature cross-ratio given by

$$\tilde{x} = \frac{\sinh \left(\frac{\pi(p_2 - p_3)}{\beta} \right) \sinh \left(\frac{\pi(q_2^b - q_3^b)}{\beta} \right)}{\sinh \left(\frac{\pi(q_2^b - p_3)}{\beta} \right) \sinh \left(\frac{\pi(p_2 - q_3^b)}{\beta} \right)} . \quad (64)$$

The above expression in eq. (63) upon utilization $\tilde{x} \rightarrow \frac{1}{z+1}$ can be further re-expressed as

$$S_R(A : B) = \frac{c}{3} \log \left(1 + 2z + 2\sqrt{z(z+1)} \right) + 4S_{\text{bdy}} , \quad (65)$$

where z is the finite temperature cross ratio defined as in eq. (9) with a_1, a_2, b_1, b_2 replaced by the points q_2^b, p_2, p_3, q_3^b respectively.

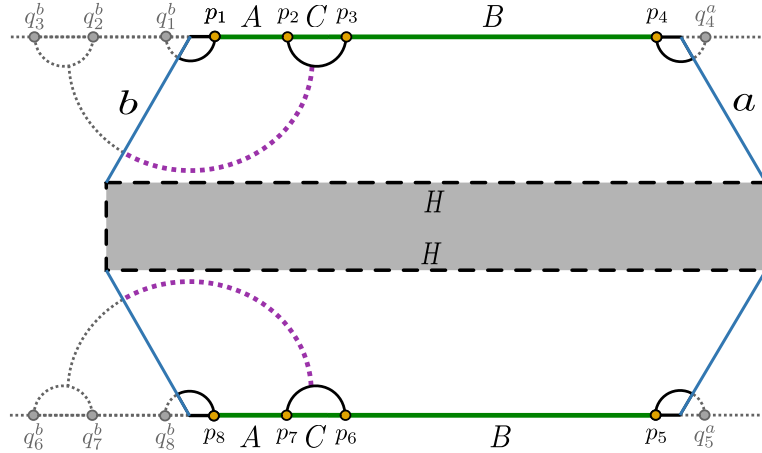


Figure 21: The endpoints of the intervals A and B and the image points in the two $BCFT_2$ copies are identified similarly as in fig. 20. The other points $q_3^b = 2r_I - r_3$, $q_2^b = 2r_I - r_2$ are the image points of p_2 and p_3 respectively with respect to the b -boundary. Also $q_6^b = 2r_I - r_3$, $q_7^b = 2r_I - r_2$ are the image points of p_6 and p_7 respectively with respect to the b -boundary.

The EWCS for this configuration corresponds to the violet dotted curve shown in fig. 21 which starts from the tip of the dome-type RT surfaces admitted by the interval C and lands on the b -brane in the dual bulk AdS_3 geometry. The computation for the EWCS in this scenario involves half of the contribution given in eq. (8) for two disjoint intervals $[q_2^b, p_2]$ and $[p_3, q_3^b]$ with an additive S_{bdy} term. Finally, considering the two copies of the $BCFT_2$ s in a TFD state we obtain the final expression for the EWCS as

$$E_W(A : B) = \frac{c}{6} \log \left(1 + 2z + 2\sqrt{z(z+1)} \right) + 2S_{\text{bdy}} , \quad (66)$$

where z being the finite temperature cross-ratio given in eq. (9) with a_1, a_2, b_1, b_2 replaced by the points q_2^b, p_2, p_3 and q_3^b respectively.

Configuration (c):

We now consider the configuration where the correlation function in the reflected entropy expression involves eight twist operators located at the end points of the intervals in the two copies of the $BCFT_2$ s. However, after utilizing a factorization procedure (as shown in eq. (112) of appendix B), this eight-point function reduces to a four-point function in the $BCFT_2$ which in an appropriate (bulk) OPE channel reduces to a four-point function in a CFT_2 .

$$\begin{aligned}
S_R^{(n,m)}(A : B) &= \frac{1}{1-n} \log \frac{\left\langle \sigma_{g_A}(p_1) \sigma_{g_A^{-1}}(p_2) \sigma_{g_B}(p_3) \sigma_{g_B^{-1}}(p_4) \sigma_{g_B}(p_5) \sigma_{g_B^{-1}}(p_6) \sigma_{g_A}(p_7) \sigma_{g_A^{-1}}(p_8) \right\rangle_{BCFT \otimes mn}}{\left\langle \sigma_{g_m}(p_1) \sigma_{g_m^{-1}}(p_2) \sigma_{g_m}(p_3) \sigma_{g_m^{-1}}(p_4) \sigma_{g_m}(p_5) \sigma_{g_m^{-1}}(p_6) \sigma_{g_m}(p_7) \sigma_{g_m^{-1}}(p_8) \right\rangle_{BCFT \otimes m}^n} \\
&= \frac{1}{1-n} \log \frac{\left\langle \sigma_{g_A^{-1}}(p_2) \sigma_{g_B}(p_3) \sigma_{g_B^{-1}}(p_6) \sigma_{g_A}(p_7) \right\rangle_{CFT \otimes mn}}{\left\langle \sigma_{g_m^{-1}}(p_2) \sigma_{g_m}(p_3) \sigma_{g_m^{-1}}(p_6) \sigma_{g_m}(p_7) \right\rangle_{CFT \otimes m}^n}.
\end{aligned} \tag{67}$$

Following the discussions in [63] upon implementing the replica limit of the above eq. (67), we obtain the reflected entropy for the two disjoint intervals A and B , which is equivalent to the reflected entropy for the intervals $[p_7, p_2]$ and $[p_3, p_6]$, as

$$S_R(A : B) = \frac{c}{3} \log \left(\frac{1 + \sqrt{\tilde{x}}}{1 - \sqrt{\tilde{x}}} \right), \tag{68}$$

where $\tilde{x} = \frac{\tilde{x}_{12}\tilde{x}_{34}}{\tilde{x}_{13}\tilde{x}_{24}}$ is the cross-ratio at a finite temperature β . In the proximity limit, the reflected entropy for the two disjoint intervals may be expressed following the similar analysis demonstrated in [76] as

$$\begin{aligned}
S_R(A : B) &= \frac{c}{3} \log \left(\frac{4}{1 - \tilde{x}} \right) \\
&= 2 \frac{c}{3} \log \frac{(r_2 + r_3) \cosh \left(\frac{2\pi t}{\beta} \right)}{(r_2 - r_3)}.
\end{aligned} \tag{69}$$

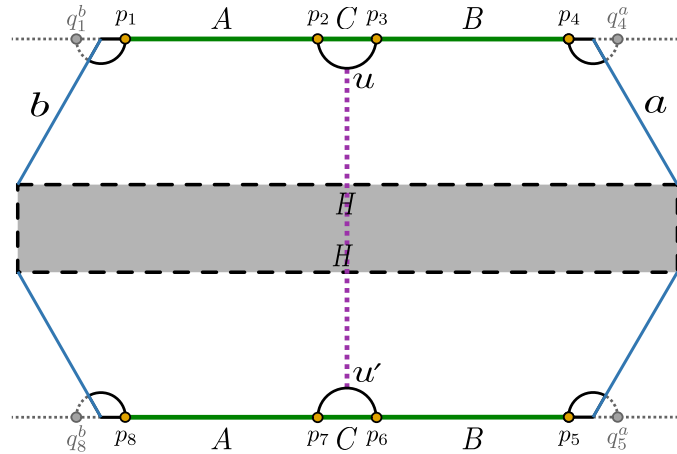


Figure 22: The endpoints of the intervals A and B and the image points in the two $BCFT_2$ copies are identified similarly as in fig. 20.

The EWCS for this configuration stretches between the tip of the dome-type RT surfaces for the interval C in the two $BCFT_2$ copies as depicted in fig. 22. We compute the length of the EWCS in

the dual bulk AdS_3 geometry in the Poincaré coordinates since the dual bulk BTZ black hole space time can always be mapped to a Poincaré patch with an appropriate coordinate transformation described in [23]. Consequently, the length of one violet dotted curve in the the Poincaré patch of the dual bulk BTZ black hole geometry may be obtained as

$$d = L \cosh^{-1} \left(\frac{(\tau - \tau')^2 + (x - x')^2 + z^2 + z'^2}{2z z'} \right), \quad (70)$$

where L is the length scale of the dual AdS_3 geometry and (τ, x, z) , (τ', x', z') are the Poincaré coordinates of some arbitrary points u and u' as shown in fig. 22. We then extremize eq. (70) with respect to the points u and u' and divide it by $4G_N$. Finally using the Brown-Henneaux formula $c = \frac{3L}{2G_N}$ and considering a proper coordinate transformation given in eq. (7.34) of [76] where we have considered $e^X = r$ in our work, we obtain the corresponding expression for the EWCS as

$$E_W(A : B) = \frac{c}{3} \log \frac{(r_2 + r_3) \cosh \left(\frac{2\pi t}{\beta} \right)}{(r_2 - r_3)}. \quad (71)$$

Configuration (d):

This case is similar to configuration (b) which involves four-point functions in the corresponding reflected entropy for the disjoint intervals A and B . In the large central charge limit each four-point function factorizes into two one-point and one single-point function as shown in eq. (113) of appendix B. finally we utilize the doubling trick to obtain the Rényi reflected entropy as

$$\begin{aligned} S_R^{(n,m)}(A : B) &= 2 \frac{1}{1-n} \log \frac{\left\langle \sigma_{g_A}(p_1) \sigma_{g_A^{-1}}(p_2) \sigma_{g_B}(p_3) \sigma_{g_B^{-1}}(p_4) \right\rangle_{BCFT \otimes mn}}{\left\langle \sigma_{g_m}(p_1) \sigma_{g_m^{-1}}(p_2) \sigma_{g_m}(p_3) \sigma_{g_m^{-1}}(p_4) \right\rangle_{BCFT \otimes m}^n} \\ &= 2 \frac{1}{1-n} \log \frac{\left\langle \sigma_{g_A}(q_2^a) \sigma_{g_A^{-1}}(p_2) \sigma_{g_B}(p_3) \sigma_{g_B^{-1}}(q_3^a) \right\rangle_{CFT \otimes mn}}{\left\langle \sigma_{g_m}(q_2^a) \sigma_{g_m^{-1}}(p_2) \sigma_{g_m}(p_3) \sigma_{g_m^{-1}}(q_3^a) \right\rangle_{CFT \otimes m}^n}. \end{aligned} \quad (72)$$

However, in this configuration the doubling tricks for the points p_2 and p_3 are performed with respect to the a -boundary in the $BCFT_2$ as depicted in fig. 23.

The computation for the reflected entropy in this scenario is similar to the one demonstrated in configuration (b). As a consequence, the reflected entropy for the two disjoint intervals A and B in this configuration may be expressed as in eq. (65) where the finite temperature cross-ratio z is given by the eq. (9) with a_1, a_2, b_1, b_2 replaced by the points p_3, q_3^a, q_2^a and p_2 respectively.

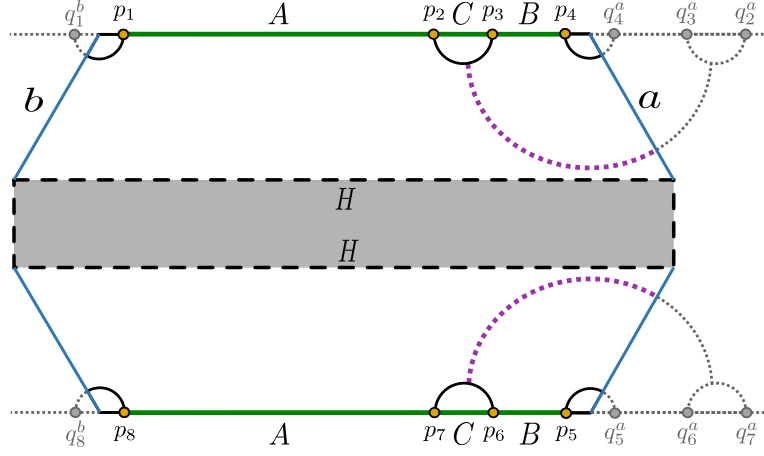


Figure 23: The endpoints of the intervals A and B and the image points in the two $BCFT_2$ copies are identified similarly as in fig. 20. The other points $q_2^a = 2r_O - r_2$, $q_3^a = 2r_O - r_3$ are the image points of p_2 and p_3 respectively with respect to the a -boundary. Also $q_6^a = 2r_I - r_3$, $q_7^a = 2r_I - r_2$ are the image points of p_6 and p_7 respectively with respect to the a -boundary.

The corresponding EWCS for this configuration as shown in fig. 21 starts from the tip of the dome-type RT surface supported by the interval C and intersects b -brane in the dual bulk BTZ black hole geometry. Once again, the expression for the EWCS in this configuration may be obtained as in eq. (66) where z is the finite temperature cross-ratio given by the eq. (9) with a_1 , a_2 , b_1 , b_2 replaced by the points p_3 , q_3^a , q_2^a and p_2 respectively.

Configuration (e):

This case is similar to the one described in configuration (a) which involves a four-point twist correlator in the expression for the reflected entropy with a symmetry factor two. However, after a factorization of the four-point function in the dominant channel, we obtain a three-point twist correlator involving the points p_2 , p_3 , p_4 and a one-point function with a twist operator at p_1 in the $BCFT_2$. This factorization procedure is shown in eq. (114) of appendix B. Finally upon utilization of the doubling trick this results in a four-point function in a CFT_2 . The Rényi reflected entropy may then be expressed as

$$\begin{aligned}
S_R^{(n,m)}(A : B) &= 2 \frac{1}{1-n} \log \frac{\left\langle \sigma_{g_A}(p_1) \sigma_{g_A^{-1}}(p_2) \sigma_{g_B}(p_3) \sigma_{g_B^{-1}}(p_4) \right\rangle_{BCFT \otimes mn}}{\left\langle \sigma_{g_m}(p_1) \sigma_{g_m^{-1}}(p_2) \sigma_{g_m}(p_3) \sigma_{g_m^{-1}}(p_4) \right\rangle_{BCFT \otimes m}^n} \\
&= 2 \frac{1}{1-n} \log \frac{\left\langle \sigma_{g_A^{-1}}(p_2) \sigma_{g_B}(p_3) \sigma_{g_B^{-1}}(p_4) \sigma_{g_B}(q_4^a) \right\rangle_{CFT \otimes mn}}{\left\langle \sigma_{g_m^{-1}}(p_2) \sigma_{g_m}(p_3) \sigma_{g_m^{-1}}(p_4) \sigma_{g_m}(q_4^a) \right\rangle_{CFT \otimes m}^n}. \tag{73}
\end{aligned}$$

Similar to the configuration (c), we follow the procedure discussed in [31] to obtain the reflected entropy which is given by the eq. (60) with the finite temperature cross-ratio z expressed as

$$z = \frac{\sinh\left(\frac{\pi(p_3 - p_4)}{\beta}\right) \sinh\left(\frac{\pi(q_4^a - p_2)}{\beta}\right)}{\sinh\left(\frac{\pi(p_4 - q_4^a)}{\beta}\right) \sinh\left(\frac{\pi(p_2 - p_3)}{\beta}\right)}. \tag{74}$$

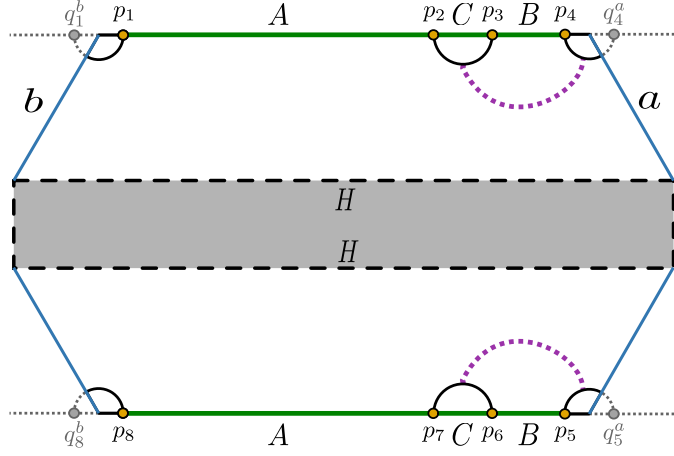


Figure 24: The endpoints of the intervals A and B and the image points in the two $BCFT_2$ copies are identified similarly as in fig. 20.

The EWCS for this configuration is described by the violet dotted curve in fig. 24 which is analogous to the one observed in fig. 24 of configuration (a). Consequently the EWCS for this case may be expressed by the eq. (8) with the finite temperature cross-ratio in eq. (9). However the points in eq. (9) are identified as $a_1 = p_3$, $a_2 = p_4$, $b_1 = p_4^a$ and $b_2 = p_4$ with q_4^a being the image point of p_4 with respect to the a -boundary in the $BCFT_2$. As earlier, eqs. (8) and (60) appear to be different with distinct cross-ratios, however one can always transform one expression to another with identical cross-ratios utilizing a transformation $\tilde{x} \rightarrow \frac{z}{1+z}$.

Configuration (f):

Next we consider the configuration depicted in fig. 25 and compute the reflected entropy for the disjoint intervals A and B . As seen from the figure, theory of $BCFT_2$ does not play any significant role for the reflected entropy computation in this scenario since the $BCFT_2$ four-point twist correlators in the Rényi reflected entropy expression reduce to CFT_2 four-point correlators in the an appropriate (bulk) OPE channel. Consequently this configuration corresponds to a trivial one where the reflected entropy for the two disjoint intervals may be obtained following the usual procedure in a CFT_2 as discussed in [31]. The Rényi reflected entropy for this configuration may be obtained as

$$\begin{aligned}
S_R^{(n,m)}(A : B) &= 2 \frac{1}{1-n} \log \frac{\left\langle \sigma_{g_A}(p_1) \sigma_{g_A^{-1}}(p_2) \sigma_{g_B}(p_3) \sigma_{g_B^{-1}}(p_4) \right\rangle_{BCFT \otimes mn}}{\left\langle \sigma_{g_m}(p_1) \sigma_{g_m^{-1}}(p_2) \sigma_{g_m}(p_3) \sigma_{g_m^{-1}}(p_4) \right\rangle_{BCFT \otimes m}^n} \\
&= 2 \frac{1}{1-n} \log \frac{\left\langle \sigma_{g_A}(p_1) \sigma_{g_A^{-1}}(p_2) \sigma_{g_B}(p_3) \sigma_{g_B^{-1}}(p_4) \right\rangle_{CFT \otimes mn}}{\left\langle \sigma_{g_m}(p_1) \sigma_{g_m^{-1}}(p_2) \sigma_{g_m}(p_3) \sigma_{g_m^{-1}}(p_4) \right\rangle_{CFT \otimes m}^n}.
\end{aligned} \tag{75}$$

As earlier, the factor two in the above expression arises from the symmetry of the configuration as seen from fig. 25. Now implementing the replica limit for the eq. (75), we obtain the reflected entropy for this configuration as

$$S_R(A : B) = \frac{2c}{3} \log \left(\frac{1 + \sqrt{\tilde{x}}}{1 - \sqrt{\tilde{x}}} \right). \tag{76}$$

Here \tilde{x} is the cross ratio at a finite temperature which is given by

$$\tilde{x} = \frac{\sinh\left(\frac{\pi(p_1-p_2)}{\beta}\right) \sinh\left(\frac{\pi(p_3-p_4)}{\beta}\right)}{\sinh\left(\frac{\pi(p_1-p_3)}{\beta}\right) \sinh\left(\frac{\pi(p_2-p_4)}{\beta}\right)}. \quad (77)$$

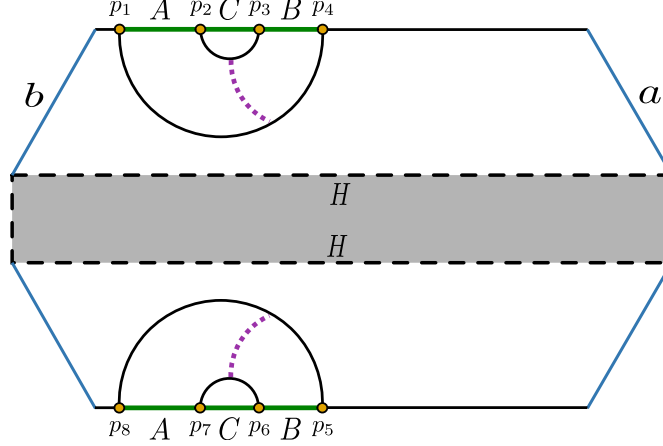


Figure 25: The endpoints of the intervals A and B in the two $BCFT_2$ copies are identified as $p_1 = p_8 = r_I + \epsilon$, $p_2 = p_7 = r_2$, $p_3 = p_6 = r_3$ and $p_4 = p_5 = r_4$.

The corresponding EWCS computation for this configuration is also a trivial one since it refers to the case of two disjoint intervals in the context of the usual AdS_3/CFT_2 scenario as seen from the fig. 25. Therefore, the expression for the EWCS in this case is given by the eq. (8) with the finite temperature cross-ratio in eq. (9) where the points a_1 , a_2 , b_1 and b_2 are replaced by p_1 , p_2 , p_3 and p_4 respectively. Once again, eqs. (8) and (76) appear to be different with distinct cross-ratios, however one expression can always be transformed to the other one with identical cross-ratios utilizing a transformation $\tilde{x} \rightarrow \frac{z}{1+z}$.

Configuration (g):

Another possible contribution to the reflected entropy is considered in this case which results into an expression for $S_R(A : B)$ analogous to the one obtained in configuration (a). However, in this case the Rényi reflected entropy involves an eight-point function of the twist operators located at the endpoints of the intervals in the two copies of the $BCFT_2$ s. Nevertheless, after using a factorization of the eight-point function in the large central charge limit, we obtain an identical expression for the Rényi reflected entropy as in configuration (a),

$$\begin{aligned} S_R^{(n,m)}(A : B) &= \frac{1}{1-n} \log \frac{\left\langle \sigma_{g_A}(p_1) \sigma_{g_A^{-1}}(p_2) \sigma_{g_B}(p_3) \sigma_{g_B^{-1}}(p_4) \sigma_{g_B}(p_5) \sigma_{g_B^{-1}}(p_6) \sigma_{g_A}(p_7) \sigma_{g_A^{-1}}(p_8) \right\rangle_{BCFT \otimes mn}}{\left\langle \sigma_{g_m}(p_1) \sigma_{g_m^{-1}}(p_2) \sigma_{g_m}(p_3) \sigma_{g_m^{-1}}(p_4) \sigma_{g_m}(p_5) \sigma_{g_m^{-1}}(p_6) \sigma_{g_m}(p_7) \sigma_{g_m^{-1}}(p_8) \right\rangle_{BCFT \otimes m}^n} \\ &= 2 \frac{1}{1-n} \log \frac{\left\langle \sigma_{g_A^{-1}}(q_1^b) \sigma_{g_A}(p_1) \sigma_{g_A^{-1}}(p_2) \sigma_{g_B}(p_3) \right\rangle_{CFT \otimes mn}}{\left\langle \sigma_{g_m^{-1}}(q_1^b) \sigma_{g_m}(p_1) \sigma_{g_m^{-1}}(p_2) \sigma_{g_m}(p_3) \right\rangle_{CFT \otimes m}^n}. \end{aligned} \quad (78)$$

The factorization procedure utilized in the above expression is shown in eq. (115) of appendix B. Now considering the replica limit of eq. (78), the reflected entropy $S_R(A : B)$ is given by the eq. (60) with the finite temperature cross-ratio in eq. (61).

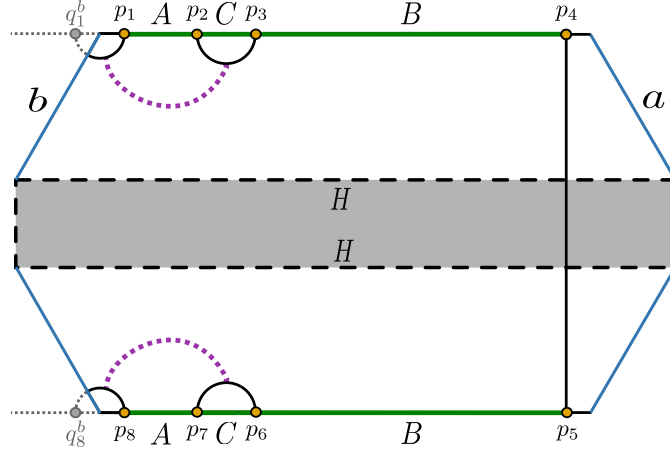


Figure 26: The endpoints of the intervals A and B add the image points in the two $BCFT_2$ copies are identified similarly as in fig. 20.

The corresponding EWCS for this case is identical to that in configuration (a) as seen from the figs. 20 and 26. Consequently the EWCS for this configuration may be expressed as in eq. (8) with the cross-ratio at a finite temperature given in eq. (9). Similar to the configuration (a), we have identified the points in this scenario as $a_1 = p_1$, $a_2 = p_2$, $b_1 = p_3$ and $b_2 = q_1^b$ with q_1^b being the image point of p_1 with respect to the b -boundary in the $BCFT_2$. As explained earlier, the eqs. (8) and (60) appear to be different with distinct cross-ratios, however one can always transform one expression to another with identical cross-ratios utilizing a transformation $\tilde{x} \rightarrow \frac{z}{1+z}$.

Configuration (h):

In this configuration, we discuss another contribution to the reflected entropy for the disjoint intervals under consideration which is similar to the one described in configuration (b). The Rényi reflected entropy for this case involves eight-point correlation functions with the twist operators located at the end points of the intervals in the bath $BCFT_2$ s. However after employing a factorization of the correlation function in the large central charge limit (as described in eq. (116) of appendix B), we obtain an expression for the $S_R^{(n,m)}(A : B)$ similar to the one in configuration (b) as follows

$$\begin{aligned}
S_R^{(n,m)}(A : B) &= \frac{1}{1-n} \log \frac{\left\langle \sigma_{g_A}(p_1) \sigma_{g_A^{-1}}(p_2) \sigma_{g_B}(p_3) \sigma_{g_B^{-1}}(p_4) \sigma_{g_B}(p_5) \sigma_{g_B^{-1}}(p_6) \sigma_{g_A}(p_7) \sigma_{g_A^{-1}}(p_8) \right\rangle_{BCFT \otimes mn}}{\left\langle \sigma_{g_m}(p_1) \sigma_{g_m^{-1}}(p_2) \sigma_{g_m}(p_3) \sigma_{g_m^{-1}}(p_4) \sigma_{g_m}(p_5) \sigma_{g_m^{-1}}(p_6) \sigma_{g_m}(p_7) \sigma_{g_m^{-1}}(p_8) \right\rangle_{BCFT \otimes m}}^n \\
&= 2 \frac{1}{1-n} \log \frac{\left\langle \sigma_{g_A}(q_2^b) \sigma_{g_A^{-1}}(p_2) \sigma_{g_B}(p_3) \sigma_{g_B^{-1}}(q_3^b) \right\rangle_{CFT \otimes mn}}{\left\langle \sigma_{g_m}(q_2^b) \sigma_{g_m^{-1}}(p_2) \sigma_{g_m}(p_3) \sigma_{g_m^{-1}}(q_3^b) \right\rangle_{CFT \otimes m}}^n. \tag{79}
\end{aligned}$$

Considering the replica limit to the above equation and following the same procedure discussed in configuration (b), $S_R(A : B)$ in this case may be given by the eq. (65) where the finite temperature cross-ratio z defined as in eq. (9) with a_1, a_2, b_1, b_2 replaced by the points q_2^b, p_2, p_3, q_3^b respectively.

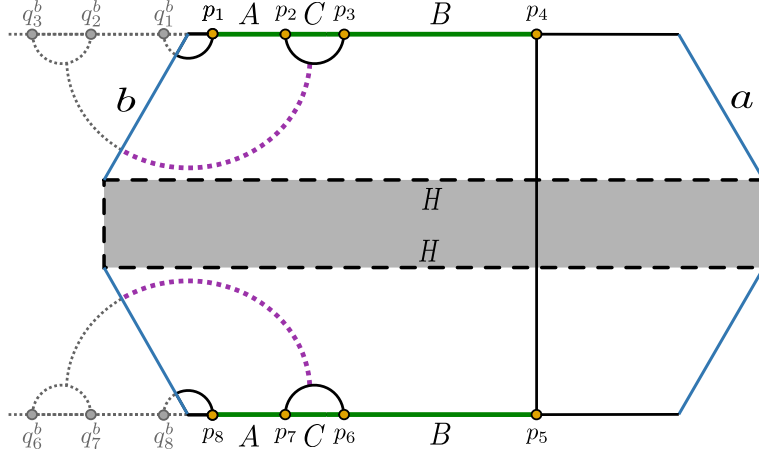


Figure 27: The endpoints of the intervals A and B and the image points in the two $BCFT_2$ copies are identified similarly as in figs. 20 and 21 with $p_4 = p_5 = r_4$.

Similar to the reflected entropy, the corresponding EWCS in the bulk dual geometry is identical to that discussed in configuration (b) as seen from the figs. 21 and 27. Therefore the expression for the EWCS for this configuration may be given by the eq. (66) where once again the finite temperature cross-ratio z is defined as in eq. (9) with a_1, a_2, b_1, b_2 replaced by the points q_2^b, p_2, p_3, q_3^b respectively.

Configuration (i):

For this scenario, we may refer to configuration (c) for the computation of the reflected entropy since, in the large central charge limit, after employing a factorization procedure to the eight-point correlation functions involved in the Rényi reflected entropy, we obtain an identical expression as follows

$$\begin{aligned}
 S_R^{(n,m)}(A : B) &= \frac{1}{1-n} \log \frac{\left\langle \sigma_{g_A}(p_1) \sigma_{g_A^{-1}}(p_2) \sigma_{g_B}(p_3) \sigma_{g_B^{-1}}(p_4) \sigma_{g_B}(p_5) \sigma_{g_B^{-1}}(p_6) \sigma_{g_A}(p_7) \sigma_{g_A^{-1}}(p_8) \right\rangle_{BCFT \otimes mn}}{\left\langle \sigma_{g_m}(p_1) \sigma_{g_m^{-1}}(p_2) \sigma_{g_m}(p_3) \sigma_{g_m^{-1}}(p_4) \sigma_{g_m}(p_5) \sigma_{g_m^{-1}}(p_6) \sigma_{g_m}(p_7) \sigma_{g_m^{-1}}(p_8) \right\rangle_{BCFT \otimes m}^n} \\
 &= \frac{1}{1-n} \log \frac{\left\langle \sigma_{g_A^{-1}}(p_2) \sigma_{g_B}(p_3) \sigma_{g_B^{-1}}(p_6) \sigma_{g_A}(p_7) \right\rangle_{CFT \otimes mn}}{\left\langle \sigma_{g_m^{-1}}(p_2) \sigma_{g_m}(p_3) \sigma_{g_m^{-1}}(p_6) \sigma_{g_m}(p_7) \right\rangle_{CFT \otimes m}^n}. \tag{80}
 \end{aligned}$$

The factorization of the eight-point functions employed in the above expression is described in eq. (117) of appendix B. Consequently, the reflected entropy for the disjoint intervals A and B for this configuration is given by the eq. (69).

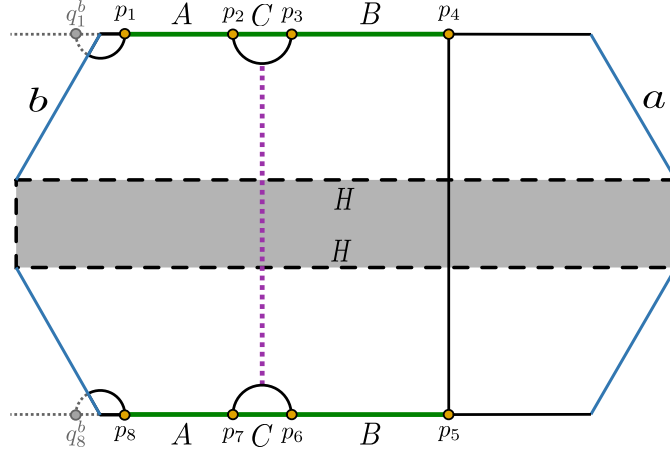


Figure 28: The endpoints of the intervals A and B and the image points in the two $BCFT_2$ copies are identified similarly as in fig. 20 with $p_4 = p_5 = r_4$.

As shown in the fig. 28, the violet dotted curve describes the corresponding EWCS in the bulk dual BTZ black hole space time which is analogous to the one observed in fig. 22 of configuration (c). Consequently the EWCS for this case may be given by the eq. (71).

Configuration (j):

We now discuss a non-trivial contribution to the reflected entropy for the two disjoint intervals A and B in the two copies of the $BCFT_2$ s. This scenario is similar to the one discussed in configuration (j) of the two adjacent intervals. The corresponding computation initially involves eight-point correlation functions in the Rényi reflected entropy expression which factorizes in the large central charge limit (as described in eq. (118) of appendix B) into two one-point and one six-point functions in a $BCFT_2$. Finally this reduces to an expression for the Rényi reflected entropy which include six-point functions in a CFT_2 as follows

$$\begin{aligned}
S_R^{(n,m)}(A : B) &= \frac{1}{1-n} \log \frac{\left\langle \sigma_{g_A}(p_1) \sigma_{g_A^{-1}}(p_2) \sigma_{g_B}(p_3) \sigma_{g_B^{-1}}(p_4) \sigma_{g_B}(p_5) \sigma_{g_B^{-1}}(p_6) \sigma_{g_A}(p_7) \sigma_{g_A^{-1}}(p_8) \right\rangle_{BCFT \otimes mn}}{\left\langle \sigma_{g_m}(p_1) \sigma_{g_m^{-1}}(p_2) \sigma_{g_m}(p_3) \sigma_{g_m^{-1}}(p_4) \sigma_{g_m}(p_5) \sigma_{g_m^{-1}}(p_6) \sigma_{g_m}(p_7) \sigma_{g_m^{-1}}(p_8) \right\rangle_{BCFT \otimes m}^n} \\
&= \frac{1}{1-n} \log \frac{\left\langle \sigma_{g_A^{-1}}(p_2) \sigma_{g_B}(p_3) \sigma_{g_B^{-1}}(p_4) \sigma_{g_B}(p_5) \sigma_{g_B^{-1}}(p_6) \sigma_{g_A}(p_7) \right\rangle_{CFT \otimes mn}}{\left\langle \sigma_{g_m^{-1}}(p_2) \sigma_{g_m}(p_3) \sigma_{g_m^{-1}}(p_4) \sigma_{g_m}(p_5) \sigma_{g_m^{-1}}(p_6) \sigma_{g_m}(p_7) \right\rangle_{CFT \otimes m}^n}. \quad (81)
\end{aligned}$$

We now utilize a technique that has already been discussed for the adjacent intervals termed as inverse doubling trick which transforms the above CFT_2 six-point twist correlator into a $BCFT_2$ three-point correlator [76, 77]. Finally in an appropriate OPE channel and implementing the replica limit, we obtain the reflected entropy for this configuration in a proximity limit as

$$S_R(A : B) = \frac{2c}{3} \log \left(\frac{2 \operatorname{sech}\left(\frac{2\pi t}{\beta}\right) (p_4 - p_2) \sqrt{p_4^2 + p_2^2 + 2p_4 p_2 \cosh\left(\frac{4\pi t}{\beta}\right)}}{p_4(p_1 - p_2)} \right). \quad (82)$$

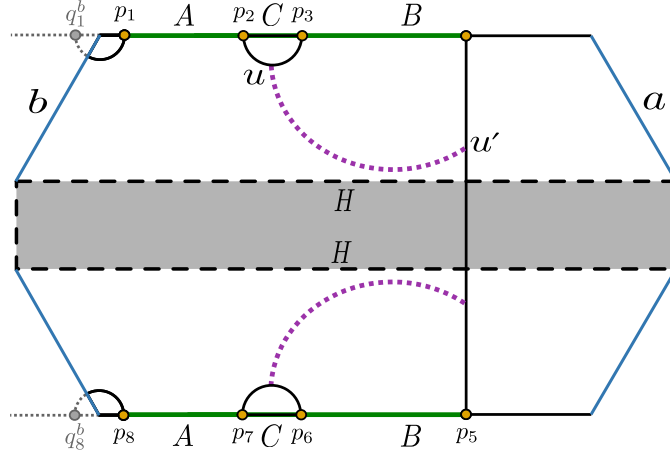


Figure 29: The endpoints of the intervals A and B and the image points in the two $BCFT_2$ copies are identified similarly as in fig. 20 with $p_4 = p_5 = r_4$.

In the bulk dual geometry, the EWCS is described by a codimension two surface that starts from the tip of the dome-type RT surface supported by the interval C and lands on the HM surface as depicted in fig. 29. We compute the length for such EWCS from a purely geometric perspective. First we consider two arbitrary points u and u' in the bulk dual geometry where the EWCS intersects the dome-type RT surface supported by the interval C and the HM surface respectively. We then compute the corresponding length of the EWCS in the Poincaré coordinates since the dual bulk BTZ black hole space time can always be mapped to a Poincaré patch with an appropriate coordinate transformation described in [23]. Consequently, the length of one violet dotted curve in the the Poincaré patch of the dual bulk BTZ black hole geometry may be obtained as

$$d = L \cosh^{-1} \left(\frac{(\tau - \tau')^2 + (x - x')^2 + z^2 + z'^2}{2z z'} \right), \quad (83)$$

where L is the length scale of the dual AdS_3 geometry and (τ, x, z) , (τ', x', z') are the Poincaré coordinates of the points u and u' . Finally, minimizing eq. (83) with respect to the points u and u' and multiplying by $\frac{2}{4G_N}$ in a proximity limit ($p_2 \rightarrow p_3$) we obtain the expression for the EWCS as

$$E_W(A : B) = \frac{c}{3} \log \left(\frac{2 \operatorname{sech} \left(\frac{2\pi t}{\beta} \right) (p_4 - p_2) \sqrt{p_4^2 + p_2^2 + 2p_4 p_2 \cosh \left(\frac{4\pi t}{\beta} \right)}}{p_4 (p_1 - p_2)} \right). \quad (84)$$

In the above expression we have used the Brown-Henneaux formula $c = \frac{3L}{2G_N}$ to express it in terms of the central charge c of the boundary CFT_2 and a proper coordinate transformation given in eq. (7.34) of [76] where we have considered $e^X = r$ in our work.

Configuration (k):

This configuration is similar to the previous one however with a different factorization procedure employed in the large central charge limit for the eight-point function in the Rényi reflected entropy expression. This factorization of the eight-point twist correlator is described in eq. (119) of appendix

B. The final expression for the $S_R^{(n,m)}(A : B)$ involving six-point functions is given as follows

$$\begin{aligned}
S_R^{(n,m)}(A : B) &= \frac{1}{1-n} \log \frac{\left\langle \sigma_{g_A}(p_1) \sigma_{g_A^{-1}}(p_2) \sigma_{g_B}(p_3) \sigma_{g_B^{-1}}(p_4) \sigma_{g_B}(p_5) \sigma_{g_B^{-1}}(p_6) \sigma_{g_A}(p_7) \sigma_{g_A^{-1}}(p_8) \right\rangle_{\text{BCFT} \otimes mn}}{\left\langle \sigma_{g_m}(p_1) \sigma_{g_m^{-1}}(p_2) \sigma_{g_m}(p_3) \sigma_{g_m^{-1}}(p_4) \sigma_{g_m}(p_5) \sigma_{g_m^{-1}}(p_6) \sigma_{g_m}(p_7) \sigma_{g_m^{-1}}(p_8) \right\rangle_{\text{BCFT} \otimes m}^n} \\
&= \frac{1}{1-n} \log \frac{\left\langle \sigma_{g_A}(p_1) \sigma_{g_A^{-1}}(p_2) \sigma_{g_B}(p_3) \sigma_{g_B^{-1}}(p_6) \sigma_{g_A}(p_7) \sigma_{g_A^{-1}}(p_8) \right\rangle_{\text{CFT} \otimes mn}}{\left\langle \sigma_{g_m}(p_1) \sigma_{g_m^{-1}}(p_2) \sigma_{g_m}(p_3) \sigma_{g_m^{-1}}(p_6) \sigma_{g_m}(p_7) \sigma_{g_m^{-1}}(p_8) \right\rangle_{\text{CFT} \otimes m}^n}, \quad (85)
\end{aligned}$$

Similar to the previous configuration, we now utilize the same tricks discussed in [76, 77] to obtain the final result for the reflected entropy which may be given by the eq. (82) with the points p_4 and p_5 interchanged with p_1 and p_8 respectively.

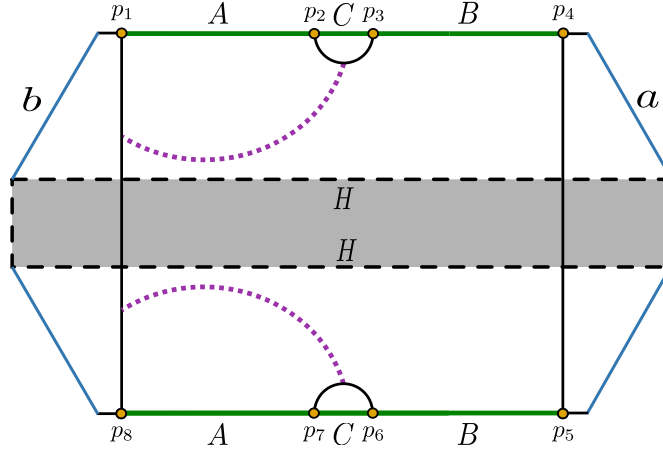


Figure 30: The endpoints of the intervals A and B in the two $BCFT_2$ copies are identified similarly as in fig. 20.

The EWCS for this scenario is analogous to the previous configuration as seen from the figs. 29 and 30. Consequently the EWCS for this configuration may be expressed as in eq. (84) with the points p_4 and p_5 being interchanged by p_1 and p_8 respectively.

Configuration (l):

We refer to configuration (c) to obtain the reflected entropy for the disjoint intervals A and B in this scenario. The Rényi reflected entropy for this configuration reduces to an expression identical to the one in eq. (67) after employing a factorization procedure for the eight-point twist correlator in the large central charge limit as described in eq. (120) of appendix B. The corresponding Rényi reflected entropy may then be given as follows

$$\begin{aligned}
S_R^{(n,m)}(A : B) &= \frac{1}{1-n} \log \frac{\left\langle \sigma_{g_A}(p_1) \sigma_{g_A^{-1}}(p_2) \sigma_{g_B}(p_3) \sigma_{g_B^{-1}}(p_4) \sigma_{g_B}(p_5) \sigma_{g_B^{-1}}(p_6) \sigma_{g_A}(p_7) \sigma_{g_A^{-1}}(p_8) \right\rangle_{\text{BCFT} \otimes mn}}{\left\langle \sigma_{g_m}(p_1) \sigma_{g_m^{-1}}(p_2) \sigma_{g_m}(p_3) \sigma_{g_m^{-1}}(p_4) \sigma_{g_m}(p_5) \sigma_{g_m^{-1}}(p_6) \sigma_{g_m}(p_7) \sigma_{g_m^{-1}}(p_8) \right\rangle_{\text{BCFT} \otimes m}^n} \\
&= \frac{1}{1-n} \log \frac{\left\langle \sigma_{g_A^{-1}}(p_2) \sigma_{g_B}(p_3) \sigma_{g_B^{-1}}(p_6) \sigma_{g_A}(p_7) \right\rangle_{\text{CFT} \otimes mn}}{\left\langle \sigma_{g_m^{-1}}(p_2) \sigma_{g_m}(p_3) \sigma_{g_m^{-1}}(p_6) \sigma_{g_m}(p_7) \right\rangle_{\text{CFT} \otimes m}^n}. \quad (86)
\end{aligned}$$

Consequently, after implementing the replica limit to the above equation, the reflected entropy $S_R(A : B)$ may be given by the eq. (69).

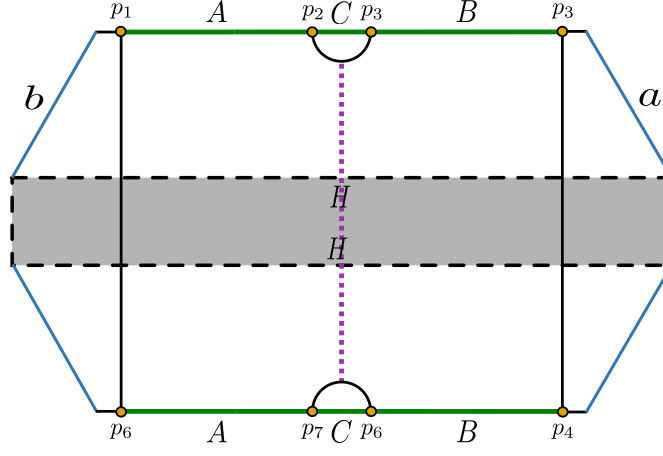


Figure 31: The endpoints of the intervals A and B in the two $BCFT_2$ copies are identified similarly as in fig. 20.

As seen from the figs. 22 and 31, the EWCS for this scenario is identical to the one described in configuration (c). Therefore we follow the same procedure discussed in configuration (c) to obtain the EWCS for this case and the corresponding expression may then be given by the eq. (71).

Configuration (m):

The reflected entropy for this case is identical to the one computed in configuration (j) since factorizing the eight-point function in the corresponding expression in a dominant channel (as shown in eq. (121) of appendix B) we obtain the same six-point function as

$$\begin{aligned}
 S_R^{(n,m)}(A : B) &= \frac{1}{1-n} \log \frac{\left\langle \sigma_{g_A}(p_1) \sigma_{g_A^{-1}}(p_2) \sigma_{g_B}(p_3) \sigma_{g_B^{-1}}(p_4) \sigma_{g_B}(p_5) \sigma_{g_B^{-1}}(p_6) \sigma_{g_A}(p_7) \sigma_{g_A^{-1}}(p_8) \right\rangle_{BCFT \otimes mn}}{\left\langle \sigma_{g_m}(p_1) \sigma_{g_m^{-1}}(p_2) \sigma_{g_m}(p_3) \sigma_{g_m^{-1}}(p_4) \sigma_{g_m}(p_5) \sigma_{g_m^{-1}}(p_6) \sigma_{g_m}(p_7) \sigma_{g_m^{-1}}(p_8) \right\rangle_{BCFT \otimes m}}^n \\
 &= \frac{1}{1-n} \log \frac{\left\langle \sigma_{g_A^{-1}}(p_2) \sigma_{g_B}(p_3) \sigma_{g_B^{-1}}(p_4) \sigma_{g_B}(p_5) \sigma_{g_B^{-1}}(p_6) \sigma_{g_A}(p_7) \right\rangle_{CFT \otimes mn}}{\left\langle \sigma_{g_m^{-1}}(p_2) \sigma_{g_m}(p_3) \sigma_{g_m^{-1}}(p_4) \sigma_{g_m}(p_5) \sigma_{g_m^{-1}}(p_6) \sigma_{g_m}(p_7) \right\rangle_{CFT \otimes m}}^n. \quad (87)
 \end{aligned}$$

Once again, employing the same techniques as discussed in configuration (j), the reflected entropy $S_R(A : B)$ in this scenario is given by the eq. (82).

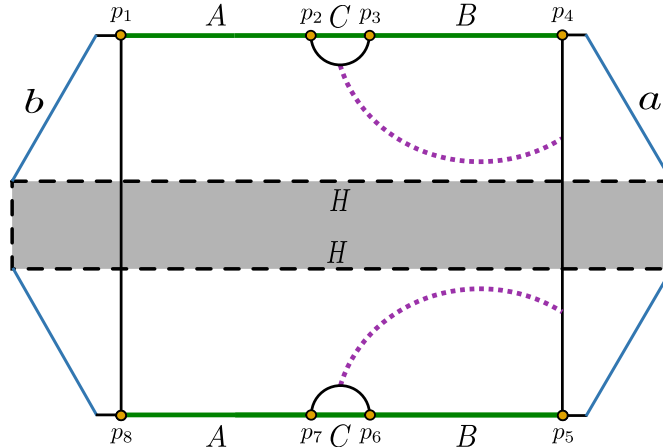


Figure 32: The endpoints of the intervals A and B in the two $BCFT_2$ copies are identified similarly as in fig. 20.

As seen from the figs. 29 and 32, the EWCS for the entanglement wedge of $A \cup B$ for this case is identical to that of in configuration (j). Consequently the corresponding expression for the EWCS for this configuration may be given by the eq. (84).

Configuration (n):

Again we refer to configuration (k), the Rényi reflected entropy for the two disjoint intervals under consideration for this case reduces to an identical expression after the possible factorization of the eight-point function involved in the corresponding expression in a dominant channel as shown in eq. (122) of appendix B. The Rényi reflected entropy may then be given by

$$\begin{aligned}
S_R^{(n,m)}(A : B) &= \frac{1}{1-n} \log \frac{\left\langle \sigma_{g_A}(p_1) \sigma_{g_A^{-1}}(p_2) \sigma_{g_B}(p_3) \sigma_{g_B^{-1}}(p_4) \sigma_{g_B}(p_5) \sigma_{g_B^{-1}}(p_6) \sigma_{g_A}(p_7) \sigma_{g_A^{-1}}(p_8) \right\rangle_{\text{BCFT} \otimes mn}}{\left\langle \sigma_{g_m}(p_1) \sigma_{g_m^{-1}}(p_2) \sigma_{g_m}(p_3) \sigma_{g_m^{-1}}(p_4) \sigma_{g_m}(p_5) \sigma_{g_m^{-1}}(p_6) \sigma_{g_m}(p_7) \sigma_{g_m^{-1}}(p_8) \right\rangle_{\text{BCFT} \otimes m}^n} \\
&= \frac{1}{1-n} \log \frac{\left\langle \sigma_{g_A}(p_1) \sigma_{g_A^{-1}}(p_2) \sigma_{g_B}(p_3) \sigma_{g_B^{-1}}(p_6) \sigma_{g_A}(p_7) \sigma_{g_A^{-1}}(p_8) \right\rangle_{\text{CFT} \otimes mn}}{\left\langle \sigma_{g_m}(p_1) \sigma_{g_m^{-1}}(p_2) \sigma_{g_m}(p_3) \sigma_{g_m^{-1}}(p_6) \sigma_{g_m}(p_7) \sigma_{g_m^{-1}}(p_8) \right\rangle_{\text{CFT} \otimes m}^n}, \quad (88)
\end{aligned}$$

As earlier we utilize the inverse doubling trick for which the above six-point function in a $BCFT_2$ transforms into an three-point function in a CFT_2 . Finally in an OPE channel followed by the replica limit we obtain the corresponding reflected entropy $S_R(A : B)$ as in eq. (82) with the points p_4 and p_5 replaced by p_1 and p_8 respectively.

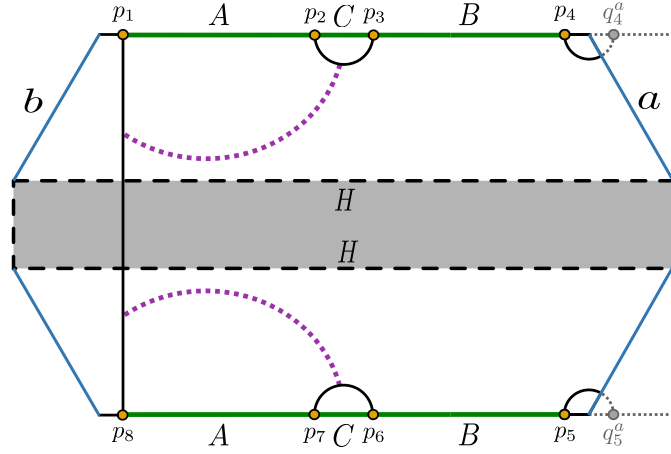


Figure 33: The endpoints of the intervals A and B and the image points in the two $BCFT_2$ copies are identified similarly as in fig. 20.

Similar to the reflected entropy, the EWCS for this scenario is analogous to the one described in configuration (j) as seen from the figs. 29 and 33. Therefore, the EWCS for this configuration may be given by the eq. (84) with the points p_4 and p_5 replaced by p_1 and p_8 respectively.

Configuration (o):

We proceed with another possible contribution to the reflected entropy for the disjoint intervals A and B as depicted in eq. (89). However in this scenario the Rényi reflected entropy reduces to the

same expression of configuration (e) after a possible factorization of the correlation function as

$$\begin{aligned}
S_R^{(n,m)}(A : B) &= \frac{1}{1-n} \log \frac{\left\langle \sigma_{g_A}(p_1) \sigma_{g_A^{-1}}(p_2) \sigma_{g_B}(p_3) \sigma_{g_B^{-1}}(p_4) \sigma_{g_B}(p_5) \sigma_{g_B^{-1}}(p_6) \sigma_{g_A}(p_7) \sigma_{g_A^{-1}}(p_8) \right\rangle_{\text{BCFT} \otimes mn}}{\left\langle \sigma_{g_m}(p_1) \sigma_{g_m^{-1}}(p_2) \sigma_{g_m}(p_3) \sigma_{g_m^{-1}}(p_4) \sigma_{g_m}(p_5) \sigma_{g_m^{-1}}(p_6) \sigma_{g_m}(p_7) \sigma_{g_m^{-1}}(p_8) \right\rangle_{\text{BCFT} \otimes m}^n} \\
&= 2 \frac{1}{1-n} \log \frac{\left\langle \sigma_{g_A^{-1}}(p_2) \sigma_{g_B}(p_3) \sigma_{g_B^{-1}}(p_4) \sigma_{g_B}(q_4^a) \right\rangle_{\text{CFT} \otimes mn}}{\left\langle \sigma_{g_m^{-1}}(p_2) \sigma_{g_m}(p_3) \sigma_{g_m^{-1}}(p_4) \sigma_{g_m}(q_4^a) \right\rangle_{\text{CFT} \otimes m}^n}, \tag{89}
\end{aligned}$$

The factorization procedure of the eight-point function utilized above in a dominant channel is described in eq. (123) of appendix B. Consequently, the reflected entropy $S_R(A : B)$ after considering the replica limit of the above equation is then given by the eq. (60) with the finite temperature cross-ratio as in eq. (74).

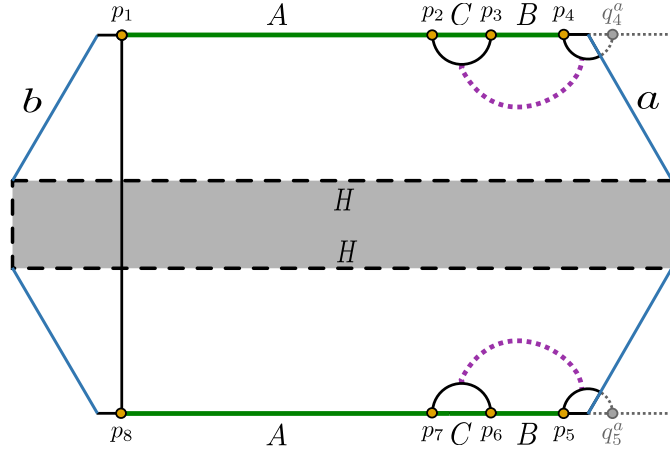


Figure 34: The endpoints of the intervals A and B and the image points in the two $BCFT_2$ copies are identified similarly as in fig. 20.

In the bulk dual geometry, the EWCS for this case is described by the violet dotted curve as depicted in fig. 34 which is identical to the one described in fig. 24 of configuration (e). Consequently, the EWCS for this scenario is given by the eq. (8) with the cross-ratio at a finite temperature in eq. (9). However for this configuration, the points in eq. (9) are identified as $a_1 = p_3$, $a_2 = p_4$, $b_1 = p_4^a$ and $b_2 = p_2$ where q_4^a is the image point of p_4 with respect to the a -boundary in the $BCFT_2$. As stated in configuration (e), eqs. (8) and (60) appear to be different with distinct cross-ratios, however one can always transform one expression to another with identical cross-ratios.

Configuration (p):

In this scenario the reflected entropy for the two disjoint intervals A and B is analogous to the one discussed configuration (d). Here, the eight-point function in the corresponding expression for the Rényi reflected entropy factorizes in the large central charge limit as shown in eq. (124) of appendix B and we obtain

$$\begin{aligned}
S_R^{(n,m)}(A : B) &= \frac{1}{1-n} \log \frac{\left\langle \sigma_{g_A}(p_1) \sigma_{g_A^{-1}}(p_2) \sigma_{g_B}(p_3) \sigma_{g_B^{-1}}(p_4) \sigma_{g_B}(p_5) \sigma_{g_B^{-1}}(p_6) \sigma_{g_A}(p_7) \sigma_{g_A^{-1}}(p_8) \right\rangle_{\text{BCFT} \otimes mn}}{\left\langle \sigma_{g_m}(p_1) \sigma_{g_m^{-1}}(p_2) \sigma_{g_m}(p_3) \sigma_{g_m^{-1}}(p_4) \sigma_{g_m}(p_5) \sigma_{g_m^{-1}}(p_6) \sigma_{g_m}(p_7) \sigma_{g_m^{-1}}(p_8) \right\rangle_{\text{BCFT} \otimes m}^n} \\
&= 2 \frac{1}{1-n} \log \frac{\left\langle \sigma_{g_A}(q_2^a) \sigma_{g_A^{-1}}(p_2) \sigma_{g_B}(p_3) \sigma_{g_B^{-1}}(q_3^a) \right\rangle_{\text{CFT} \otimes mn}}{\left\langle \sigma_{g_m}(q_2^a) \sigma_{g_m^{-1}}(p_2) \sigma_{g_m}(p_3) \sigma_{g_m^{-1}}(q_3^a) \right\rangle_{\text{CFT} \otimes m}^n}, \tag{90}
\end{aligned}$$

Therefore, the reflected entropy $S_R(A : B)$ is given by the eq. (65) where the finite temperature cross-ratio z is given by the eq. (9) with a_1, a_2, b_1, b_2 replaced by the points p_3, q_3^a, q_2^a and p_2 respectively.

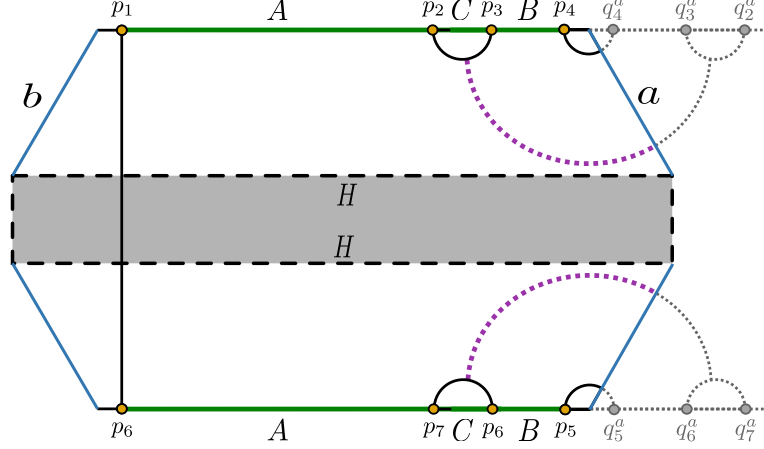


Figure 35: The endpoints of the intervals A and B and the image points in the two $BCFT_2$ copies are identified similarly as in figs. 20 and 24.

We refer to configuration (d) for the computation of the EWCS in this scenario since in both the configurations, the EWCS are identical as seen from the figs. 23 and 35. Therefore, the EWCS for this case may expressed as in eq. (66) where once again the finite temperature cross-ratio z is given by the eq. (9) with a_1, a_2, b_1, b_2 replaced by the points p_3, q_3^a, q_2^a and p_2 respectively.

Configuration (q):

Finally the last scenario corresponds to the reflected entropy for the two disjoint intervals A and B which is similar to configuration (d). The factorization of the eight-point function in the corresponding expression for the Rényi reflected entropy is shown in eq. (125) of appendix B in the large central charge limit. The final expression for the Rényi reflected entropy is then obtained as

$$\begin{aligned}
S_R^{(n,m)}(A : B) &= \frac{1}{1-n} \log \frac{\left\langle \sigma_{g_A}(p_1) \sigma_{g_A^{-1}}(p_2) \sigma_{g_B}(p_3) \sigma_{g_B^{-1}}(p_4) \sigma_{g_B}(p_5) \sigma_{g_B^{-1}}(p_6) \sigma_{g_A}(p_7) \sigma_{g_A^{-1}}(p_8) \right\rangle_{BCFT \otimes mn}}{\left\langle \sigma_{g_m}(p_1) \sigma_{g_m^{-1}}(p_2) \sigma_{g_m}(p_3) \sigma_{g_m^{-1}}(p_4) \sigma_{g_m}(p_5) \sigma_{g_m^{-1}}(p_6) \sigma_{g_m}(p_7) \sigma_{g_m^{-1}}(p_8) \right\rangle_{BCFT \otimes m}^n} \\
&= \frac{1}{1-n} \log \frac{\left\langle \sigma_{g_A^{-1}}(p_2) \sigma_{g_B}(p_3) \sigma_{g_B^{-1}}(p_6) \sigma_{g_A}(p_7) \right\rangle_{CFT \otimes mn}}{\left\langle \sigma_{g_m^{-1}}(p_2) \sigma_{g_m}(p_3) \sigma_{g_m^{-1}}(p_6) \sigma_{g_m}(p_7) \right\rangle_{CFT \otimes m}^n}, \tag{91}
\end{aligned}$$

Considering the replica limit, the reflected entropy for the disjoint intervals A and B is given by the eq. (69).

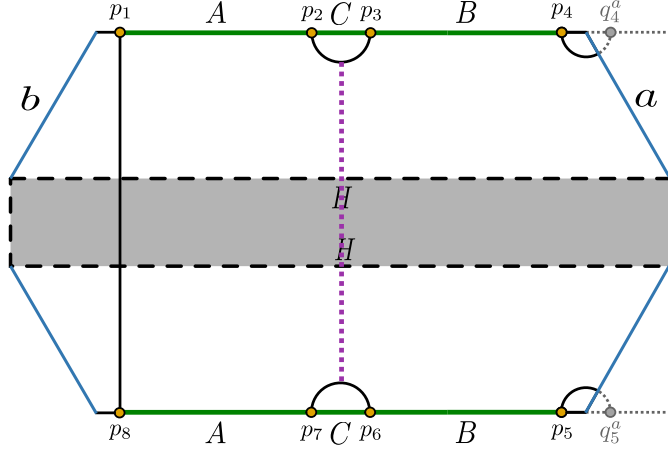


Figure 36: The endpoints of the intervals A and B and the image points in the two $BCFT_2$ copies are identified similarly as in fig. 20.

The EWCS for this case is identical to the one described in configuration (c) as seen from the figs. 22 and 36. Consequently the corresponding expression for the EWCS may be given by the eq. (71).

4 Markov gap in the braneworld model

In this section we explore an intriguing issue of the holographic Markov gap described by the difference between the reflected entropy and the mutual information in the context of the braneworld model under consideration. For this purpose we first consider the bipartite mixed state of two adjacent intervals in the two copies of the bath $BCFT_2$ s to analyze the behaviour of the Markov gap for various configurations involving the interval sizes and time. Subsequently, the above analysis is repeated for the mixed state of two disjoint intervals in the bath $BCFT_2$ s. We observe several phases for the reflected entropy while varying the interval sizes and time with the dominant contributions arising from the different configurations described in section 3³. Similarly the profile for the mutual information also corresponds to various phases due to the various structures of the RT surfaces supported by the intervals with varying sizes and time. For both the scenarios involving the adjacent and disjoint intervals, we observe the holographic Markov gap as expected from [59] for multipartite mixed states.

4.1 Adjacent intervals

To begin with, we consider various configurations involving two adjacent intervals and comment on the corresponding holographic Markov gap in each case. In this context, the holographic mutual information for two adjacent intervals $A \equiv [p_1, p_2] \cup [p_6, p_5]$ and $B \equiv [p_2 + \epsilon, p_3] \cup [p_5 + \epsilon, p_4]$ in the bath $BCFT_2$ s may be given by the following eq.,

$$I(A : B) = S(A) + S(B) - S(A \cup B), \quad (92)$$

where $S(X)$ is the entanglement entropy for a interval X in the $BCFT_2$ s described in [52].

³Some specific configurations of the reflected entropy (i.e. configurations (j), (k), (m) and (n) for both adjacent and disjoint intervals discussed in section 3) do not appear in the following plots of the reflected entropy depending upon the size of the bath $BCFT_2$ s considered in this paper. The reason behind this is that there exists no extremal solution for the EWCS ending on the HM surface in the dual bulk geometry for such a choices of bath sizes. However, for some special choices of the bath sizes these configurations may appear.

(i) Full system ($A \cup B$) fixed, common point varied

In the first scenario, we consider the two adjacent intervals $A \equiv [r_I + \epsilon, r]$ and $B \equiv [r, r_O - \epsilon]$ to cover the entire bath $BCFT_2$ regions on a constant time slice and vary the common point r between them. In this case, we compare the corresponding reflected entropy to the holographic mutual information to analyse the characteristics of the Markov gap for various phases as depicted in the fig. 37.

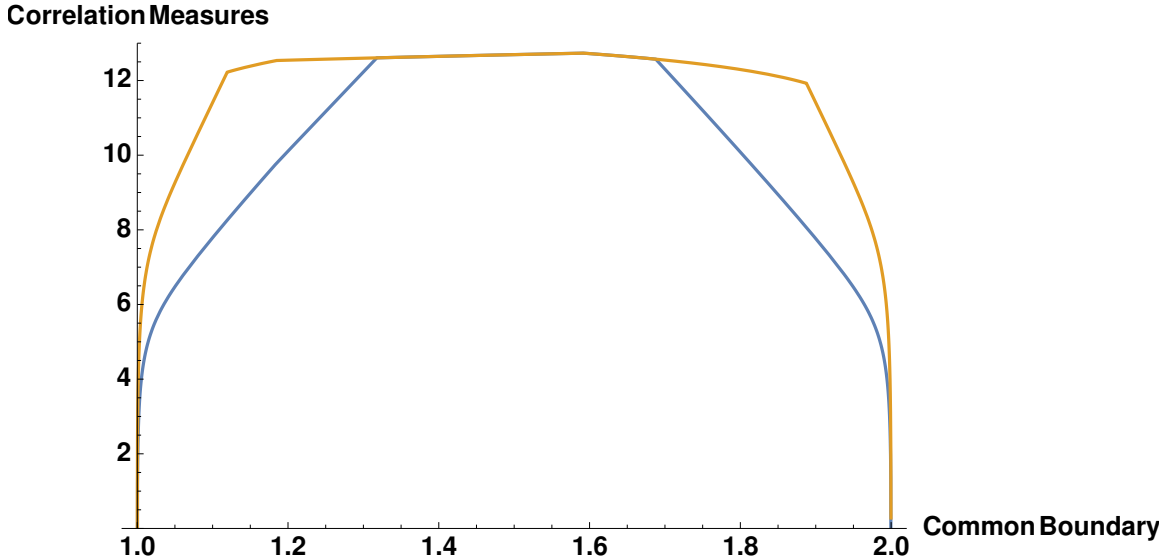


Figure 37: Plot of correlation measures namely reflected entropy (yellow) and mutual information (blue) for two adjacent intervals A and B while the common boundary of the two intervals is shifted from one end point to the other in the bath $BCFT_2$ s. In the y-axis, the correlation measures are piloted after scaling over the central charge c of the $BCFT_2$ s. Here $r_I = 1$, $r_O = 2$, $\epsilon = .0001$, $\beta = .1$, $c = 500$, $t = .15$, $S_{bdyb} = 875$ and $S_{bdya} = 850$.

In the above figure, the reflected entropy for the adjacent intervals A and B receives dominant contributions from various configurations described in section 3 while shifting the common point between them. Particularly, we observe that configurations (a), (b), (c), (d) and (e) of adjacent intervals in section 3 respectively dominates the consecutive phases of the reflected entropy curve in fig. 37.

(ii) interval A fixed, B varied

Next we consider the size of the interval $A = [r_I + \epsilon, r_1]$ to be fixed while varying the size of $B = [r_1, r]$ by shifting the point r on a constant time slice. We then follow the same procedure as in the previous scenario comparing the corresponding holographic reflected entropy with the holographic mutual information. As depicted in fig. 38, we observe the holographic Markov gap for different phases.

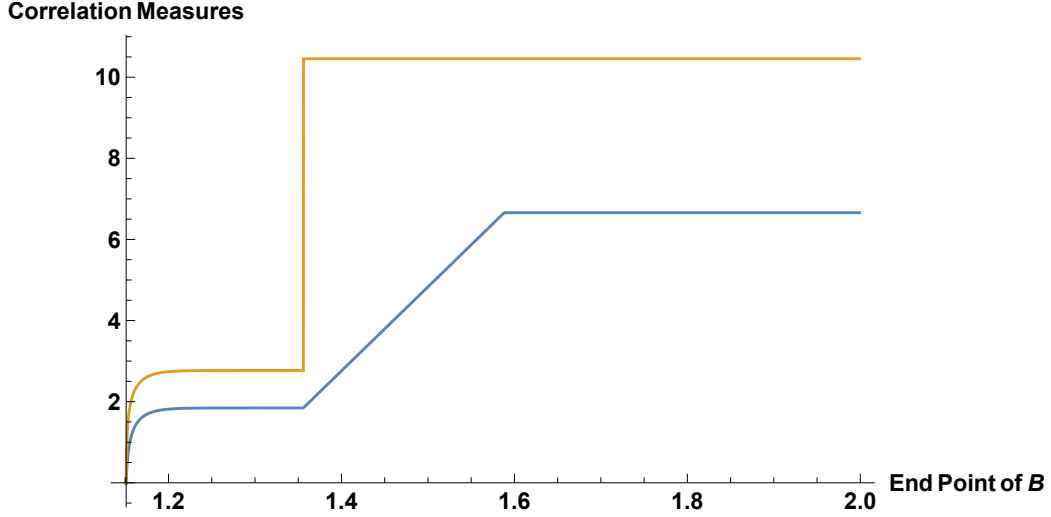


Figure 38: Plot of correlation measures i.e. reflected entropy (yellow) and mutual information (blue) for two adjacent intervals A and B while the endpoint of the interval B is increased in the bath $BCFT_2$ s. In the y-axis, the correlation measures are piloted after scaling over the central charge c of the $BCFT_2$ s. Here $r_I = 1$, $r_O = 2$, $\epsilon = .001$, $\beta = .1$, $c = 500$, $t = .15$, $r_1 = 1.15$, $S_{bdyb} = 875$ and $S_{bdya} = 850$.

As earlier, the reflected entropy for the adjacent intervals A and B in the scenario receives dominant contributions from various configurations described in section 3 while increasing the size of the interval B . In this case, we observe that configurations (f) and (g) of adjacent intervals in section 3 respectively dominates the consecutive phases of the reflected entropy curve in fig. 38.

(iii) intervals A and B fixed, time varied

Finally we fix the interval sizes of the two adjacent intervals $A = [r_I + \epsilon, 1.15]$, $B = [1.15, r_O - \epsilon]$ and vary the time t to compare the holographic reflected entropy and the mutual information as depicted in fig. 39. Once again we observe the holographic Markov gap for the various phases with evolving time.

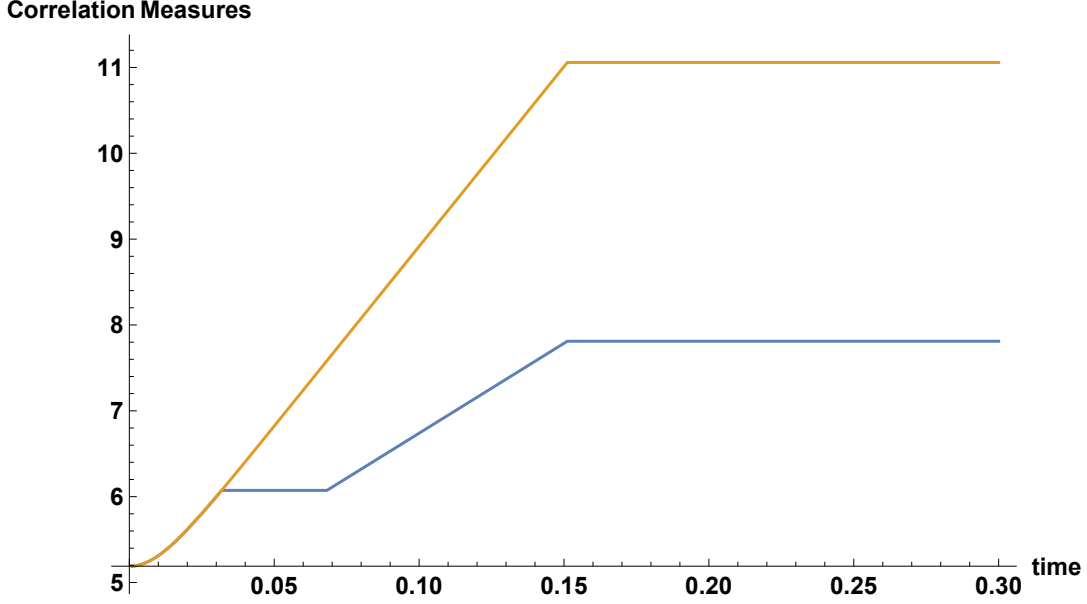


Figure 39: Plot of correlation measures i.e. reflected entropy (yellow) and mutual information (blue) for two adjacent intervals A and B in the dual $BCFT_2$ s with increasing time. In the y-axis, the correlation measures are plotted after scaling over the central charge c of the $BCFT_2$ s. Here $r_I = 1$, $r_O = 2$, $\epsilon = .001$, $\beta = .1$, $c = 500$, $S_{bdyb} = 875$ and $S_{bdya} = 850$.

Once again, the reflected entropy for the adjacent intervals A and B in the above figure receives dominant contributions from various configurations described in section 3 with increasing time t . In this scenario, we observe the configurations (c) and (b) of adjacent intervals in section 3 respectively to dominate the consecutive phases of the reflected entropy curve in fig. 39.

4.2 Disjoint intervals

We now consider two disjoint intervals in the two copies of the bath $BCFT_2$ s and demonstrate the holographic Markov gap for various configurations involving the interval sizes and time. In this connection, the holographic mutual information for the two disjoint intervals $A \equiv [p_1, p_2] \cup [p_8, p_7]$ and $B \equiv [p_3, p_4] \cup [p_6, p_5]$ with $C \equiv [p_2, p_3] \cup [p_7, p_6]$ sandwiched between them may be expressed as

$$I(A : B) = S(A) + S(B) - S(A \cup B \cup C) - S(C), \quad (93)$$

where $S(X)$ is again the entanglement entropy for an interval X in the bath $BCFT_2$ s described in [52]. Let us now consider the different scenarios for the two disjoint intervals and compare the holographic reflected entropy with the mutual information.

(i) interval A fixed, C varied

We begin with the case where the size of the interval $A = [r_I + \epsilon, r_1]$ is fixed and we gradually increase the size of the interval $C = [r_1, r]$ between A and B on a constant time slice. In this scenario we illustrate the holographic Markov gap by comparing the corresponding reflected entropy obtained in section 3 to the mutual information computed through the eq. (93). We observe the holographic Markov gap for different phases as depicted in fig. 40.

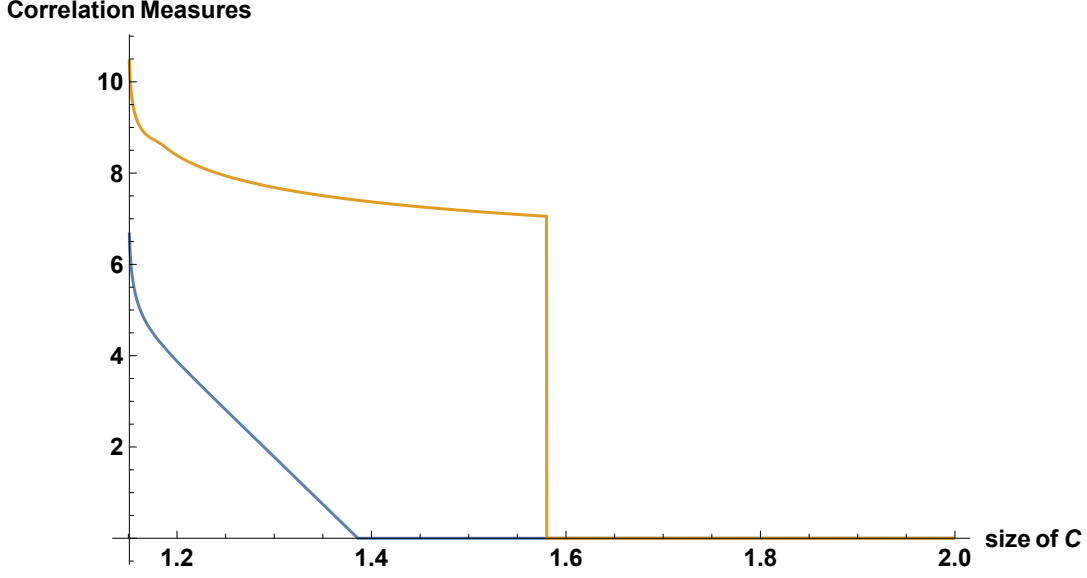


Figure 40: Plot of correlation measures i.e. reflected entropy (yellow) and mutual information (blue) for two disjoint intervals A and B while the endpoint of the interval $C = [r_1, r]$ is increased by shifting the point r in the bath $BCFT_2$ s. In the y-axis, the correlation measures are piloted after scaling over the central charge c of the $BCFT_2$ s. Here $r_I = 1$, $r_O = 2$, $\epsilon = .001$, $\beta = .1$, $c = 500$, $t = .15$, $r_1 = 1.15$, $S_{bdyb} = 875$ and $S_{bdya} = 850$.

As discussed for the adjacent scenario, the reflected entropy for the disjoint intervals A and B in the above figure receives dominant contributions from various configurations described in section 3 while increasing the size of C . We note that the configurations (a) and (c) of disjoint intervals in section 3 respectively dominate the consecutive two phases of the reflected entropy curve in fig. 40 and finally in the last phase the entanglement wedges of A and B become disconnected which results into zero reflected entropy for the two intervals in question.

(ii) intervals A and C fixed, B varied

We proceed to the second scenario where we fix the interval sizes of $A = [r_I + \epsilon, r_1]$ and $C = [r_1, r_2]$ on a constant time slice. We show the holographic Markov gap from fig. 41 where the holographic reflected entropy and the mutual information are plotted together while increasing the size of the interval $B[r_2, r]$ by shifting the point r . As earlier, we observe the holographic Markov gap for the various phases in this scenario.

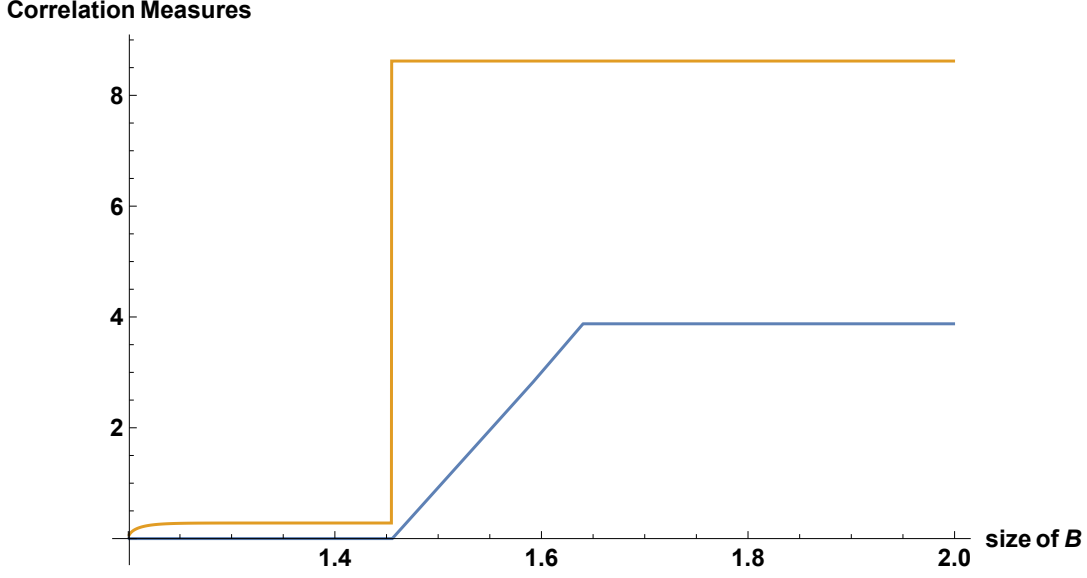


Figure 41: Plot of correlation measures i.e. reflected entropy (yellow) and mutual information (blue) for two disjoint intervals A and B while the endpoint of the interval B is increased in the bath $BCFT_2$ s. In the y-axis, the correlation measures are piloted after scaling over the central charge c of the $BCFT_2$ s. Here $r_I = 1$, $r_O = 2$, $\epsilon = .001$, $\beta = .1$, $c = 500$, $r_1 = 1.15$, $r_2 = 1.2$, $S_{bdyb} = 875$ and $S_{bdya} = 850$.

As earlier, different configurations described in section 3 dominate the reflected entropy curve for the disjoint intervals A and B depicted in fig. 41 while increasing the size of C . Particularly, the consecutive phases of the corresponding reflected entropy curve receives dominant contributions from configurations (f) and (i) respectively of disjoint intervals in section 3.

(iii) intervals A , B and C fixed, time varied

Finally we consider the intervals $A = [r_I + \epsilon, r_1]$, $B = [r_2, r_O - \epsilon]$ and $C = [r_1, r_2]$ with fixed sizes and study the behaviour of the holographic Markov gap from the comparison between the holographic reflected entropy and the mutual information. In fig. 42, we plot the holographic reflected entropy and the mutual information with increasing time t and observe the holographic Markov gap for different phases as earlier.

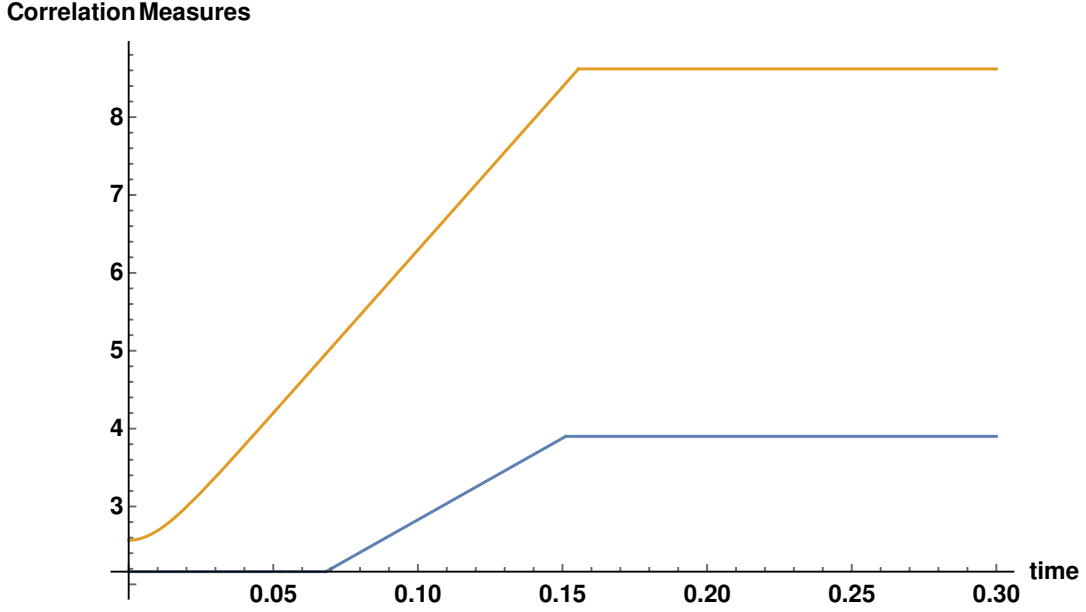


Figure 42: Plot of correlation measures i.e. reflected entropy (yellow) and mutual information (blue) for two disjoint intervals A and B with fixed sizes in the bath $BCFT_2$ s while increasing the time t . In the y-axis, the correlation measures are piloted after scaling over the central charge c of the $BCFT_2$ s. Here $r_I = 1$, $r_O = 2$, $\epsilon = .001$, $\beta = .1$, $c = 500$, $r_1 = 1.15$, $r_2 = 1.2$, $S_{bdyb} = 875$ and $S_{bdya} = 850$.

Once again, the reflected entropy for the disjoint intervals A and B in the above figure receives dominant contributions from various configurations described in section 3 with increasing time t . In this scenario, we observe that the configurations (l) and (q) dominate the phase-1 of the reflected entropy curve, whereas phase-2 receives dominant contribution from the configuration (a) of disjoint intervals described in section 3.

5 Summary and Discussion

To summarize, we have investigated the reflected entropy for various bipartite mixed states at finite temperatures for the communicating black holes configuration in a KR braneworld geometry. For this purpose we considered two copies of $BCFT_2$ s at finite temperatures where each $BCFT_2$ was defined on a manifold with two distinct boundaries. The holographic dual of this construction was described by a bulk eternal BTZ black hole truncated by two KR branes. In this scenario, two dimensional black holes were induced on these KR branes from the higher dimensional eternal BTZ black hole. These induced black holes communicate with each other through the shared bath regions described by the $BCFT_2$ s. Note that the bath $BCFT_2$ s together with one of the KR branes appear to be non-gravitating from the perspective of the other brane.

We have computed the reflected entropy for various bipartite mixed state configurations of two adjacent and disjoint intervals in the bath $BCFT_2$ s for the above scenario. It was observed that for the field theory computations of the reflected entropy involved different possible dominant channels for the multipoint twist correlators in the large central charge limit. The reflected entropy for the mixed state configuration of two adjacent intervals was first computed in this scenario. This involved the dominant channels and the corresponding factorization of the twist correlators in the large central charge limit. Subsequently the replica technique described in [31] were utilized to compute the reflected entropy for the two adjacent intervals under consideration in the above limit. The corresponding EWCS for the different configurations of the two adjacent intervals in the $BCFT_2$ s was then computed from the bulk eternal BTZ black hole geometry. Our results clearly verified the holographic duality between the reflected entropy and the EWCS. Next we followed a similar analysis for the reflected entropy of two disjoint intervals in the bath $BCFT_2$ s and once again obtained the contributions to the reflected entropy arising from the dominant channels for the multi-point twist correlators in the large central charge limit. Subsequently as earlier, we have substantiated these field theory results for the reflected entropy from explicit computations of the corresponding EWCSs in the bulk eternal BTZ black hole geometry verifying the holographic duality mentioned earlier.

As demonstrated in [59], a holographic Markov gap between the reflected entropy and the mutual information appears for multipartite mixed states in the context of the AdS_3/CFT_2 correspondence. Keeping this in perspective we have compared the holographic reflected entropies for the bipartite mixed state configurations considered in our work with the corresponding mutual information. Our results clearly demonstrate the holographic Markov gap for all the mixed state configurations in question and hence provides a strong substantiation of this issue in the island scenario for the bulk braneworld model considered here. Furthermore we have also analyzed the behaviour of the Markov gap for varying interval sizes and time. It is observed that for all the scenarios the holographic Markov gap is non zero. Interestingly we also observe that the Markov gap is non zero even when there are no non-trivial bulk end points of the EWCS which stands in contradiction with its standard geometrical interpretation indicating that there is possibly more to this issue that needs our understanding.

There are various interesting future directions that can be investigated to provide a clear understanding of the structure of mixed state entanglement in Hawking radiation. One such immediate issue would be the extension of the study of the present article in another brane world geometry described in [79, 80]. One may also generalize our study to multipartite correlations to elucidate the characteristics of the holographic Markov gap. Following the developments in [52, 81], it will also be extremely fascinating to explore other mixed state correlation measures in the context of the model utilized in the present article to obtain further insights into their corresponding island

constructions and “Markov gap”. We would like to return to these exciting issues in the near future.

6 Acknowledgement

The research work of JKB is supported by the grant 110-2636-M-110-008 by the National Science and Technology Council (NSTC) of Taiwan. The work of GS is partially supported by the Dr. Jagmohan Garg Chair Professor position at the Indian Institute of Technology Kanpur, India.

A Adjacent intervals

We consider different configurations of two adjacent intervals at a finite temperature and show how the higher-point twist correlators in the Rényi reflected entropy expression factorize into lower-point twist correlator in the large central charge limit for various dominant channels. These factorizations of the twist correlators listed below are utilized in the reflected entropy computation in section 3.

Configuration (a)

$$\begin{aligned}
S_R^{(n,m)}(A : B) &= 2 \frac{1}{1-n} \log \frac{\left\langle \sigma_{g_A}(p_1) \sigma_{g_B g_A^{-1}}(p_2) \sigma_{g_B^{-1}}(p_3) \right\rangle_{\text{BCFT} \otimes mn}}{\left\langle \sigma_{g_m}(p_1) \sigma_{g_m^{-1}}(p_3) \right\rangle_{\text{BCFT} \otimes m}^n} \\
&= 2 \frac{1}{1-n} \log \frac{\left\langle \sigma_{g_A}(p_1) \sigma_{g_B g_A^{-1}}(p_2) \right\rangle_{\text{BCFT} \otimes mn} \left\langle \sigma_{g_B^{-1}}(p_3) \right\rangle_{\text{BCFT} \otimes mn}}{\left(\left\langle \sigma_{g_m}(p_1) \right\rangle_{\text{BCFT} \otimes m} \left\langle \sigma_{g_m^{-1}}(p_3) \right\rangle_{\text{BCFT} \otimes m} \right)^n} \\
&= 2 \frac{1}{1-n} \log \frac{\left\langle \sigma_{g_A}(p_1) \sigma_{g_A^{-1}}(q_1^b) \sigma_{g_B g_A^{-1}}(p_2) \right\rangle_{\text{CFT} \otimes mn} \left\langle \sigma_{g_B^{-1}}(p_3) \sigma_{g_B}(q_3^a) \right\rangle_{\text{CFT} \otimes mn}}{\left(\left\langle \sigma_{g_m}(p_1) \sigma_{g_m^{-1}}(q_1^b) \right\rangle_{\text{CFT} \otimes m} \left\langle \sigma_{g_m^{-1}}(p_3) \sigma_{g_m^1}(q_3^a) \right\rangle_{\text{CFT} \otimes m} \right)^n}.
\end{aligned} \tag{94}$$

Configuration (b)

$$\begin{aligned}
S_R^{(n,m)}(A : B) &= 2 \frac{1}{1-n} \log \frac{\left\langle \sigma_{g_A}(p_1) \sigma_{g_B g_A^{-1}}(p_2) \sigma_{g_B^{-1}}(p_3) \right\rangle_{\text{BCFT} \otimes mn}}{\left\langle \sigma_{g_m}(p_1) \sigma_{g_m^{-1}}(p_3) \right\rangle_{\text{BCFT} \otimes m}^n} \\
&= 2 \frac{1}{1-n} \log \frac{\left\langle \sigma_{g_A}(p_1) \right\rangle_{\text{BCFT} \otimes mn} \left\langle \sigma_{g_B g_A^{-1}}(p_2) \right\rangle_{\text{BCFT} \otimes mn} \left\langle \sigma_{g_B^{-1}}(p_3) \right\rangle_{\text{BCFT} \otimes mn}}{\left\langle \sigma_{g_m}(p_1) \right\rangle_{\text{BCFT} \otimes m}^n \left\langle \sigma_{g_m^{-1}}(p_3) \right\rangle_{\text{BCFT} \otimes m}^n} \\
&= 2 \frac{1}{1-n} \log \frac{\left\langle \sigma_{g_A}(p_1) \sigma_{g_A^{-1}}(q_1^b) \right\rangle_{\text{CFT} \otimes mn} \left\langle \sigma_{g_B^{-1}}(p_3) \sigma_{g_B}(q_3^a) \right\rangle_{\text{CFT} \otimes mn}}{\left\langle \sigma_{g_m}(p_1) \sigma_{g_m^{-1}}(q_1^b) \right\rangle_{\text{CFT} \otimes m}^n \left\langle \sigma_{g_m^{-1}}(p_3) \sigma_{g_m^1}(q_3^a) \right\rangle_{\text{CFT} \otimes m}^n} \\
&\quad + 2 \frac{1}{1-n} \log \left(\left\langle \sigma_{g_B g_A^{-1}}(p_2) \sigma_{g_A g_B^{-1}}(q_2^b) \right\rangle_{\text{CFT} \otimes mn} \right)
\end{aligned} \tag{95}$$

Configuration (c)

$$\begin{aligned}
S_R^{(n,m)}(A : B) &= \frac{1}{1-n} \log \frac{\left\langle \sigma_{g_A}(p_1) \sigma_{g_B g_A^{-1}}(p_2) \sigma_{g_B^{-1}}(p_3) \sigma_{g_B}(p_4) \sigma_{g_A g_B^{-1}}(p_5) \sigma_{g_A^{-1}}(p_6) \right\rangle_{\text{BCFT} \otimes mn}}{\left\langle \sigma_{g_m}(p_1) \sigma_{g_m^{-1}}(p_3) \sigma_{g_m}(p_4) \sigma_{g_m^{-1}}(p_6) \right\rangle_{\text{BCFT} \otimes m}^n} \\
&= \frac{1}{1-n} \log \frac{\left\langle \sigma_{g_A}(p_1) \right\rangle_{\text{BCFT} \otimes mn} \left\langle \sigma_{g_B^{-1}}(p_3) \right\rangle_{\text{BCFT} \otimes mn}}{\left(\left\langle \sigma_{g_m}(p_1) \right\rangle_{\text{BCFT} \otimes m} \left\langle \sigma_{g_m^{-1}}(p_3) \right\rangle_{\text{BCFT} \otimes m} \right)^n} \\
&\quad + \frac{1}{1-n} \log \frac{\left\langle \sigma_{g_B}(p_4) \right\rangle_{\text{BCFT} \otimes mn} \left\langle \sigma_{g_A^{-1}}(p_6) \right\rangle_{\text{BCFT} \otimes mn}}{\left(\left\langle \sigma_{g_m}(p_4) \right\rangle_{\text{BCFT} \otimes m} \left\langle \sigma_{g_m^{-1}}(p_6) \right\rangle_{\text{BCFT} \otimes m} \right)^n} \\
&\quad + \frac{1}{1-n} \log \left(\left\langle \sigma_{g_B g_A^{-1}}(p_2) \sigma_{g_A g_B^{-1}}(p_5) \right\rangle_{\text{BCFT} \otimes mn} \right) \\
&= \frac{1}{1-n} \log \frac{\left\langle \sigma_{g_A}(p_1) \sigma_{g_A^{-1}}(q_1^b) \right\rangle_{\text{CFT} \otimes mn} \left\langle \sigma_{g_B^{-1}}(p_3) \sigma_{g_B}(q_3^a) \right\rangle_{\text{CFT} \otimes mn}}{\left(\left\langle \sigma_{g_m}(p_1) \sigma_{g_m^{-1}}(q_1^b) \right\rangle_{\text{CFT} \otimes m} \left\langle \sigma_{g_m^{-1}}(p_3) \sigma_{g_m}(q_3^a) \right\rangle_{\text{CFT} \otimes m} \right)^n} \\
&\quad + \frac{1}{1-n} \log \frac{\left\langle \sigma_{g_B}(p_4) \sigma_{g_B^{-1}}(q_4^a) \right\rangle_{\text{CFT} \otimes mn} \left\langle \sigma_{g_A^{-1}}(p_6) \sigma_{g_A}(q_6^b) \right\rangle_{\text{CFT} \otimes mn}}{\left(\left\langle \sigma_{g_m}(p_4) \sigma_{g_m^{-1}}(q_4^a) \right\rangle_{\text{CFT} \otimes m} \left\langle \sigma_{g_m^{-1}}(p_6) \sigma_{g_m}(q_6^b) \right\rangle_{\text{CFT} \otimes m} \right)^n} \\
&\quad + \frac{1}{1-n} \log \left(\left\langle \sigma_{g_B g_A^{-1}}(p_2) \sigma_{g_A g_B^{-1}}(p_5) \right\rangle_{\text{CFT} \otimes mn} \right) \\
&= \frac{1}{1-n} \log \left(\left\langle \sigma_{g_B g_A^{-1}}(p_2) \sigma_{g_A g_B^{-1}}(p_5) \right\rangle_{\text{CFT} \otimes mn} \right), \tag{96}
\end{aligned}$$

Configuration (d)

$$\begin{aligned}
S_R^{(n,m)}(A : B) &= 2 \frac{1}{1-n} \log \frac{\left\langle \sigma_{g_A}(p_1) \sigma_{g_B g_A^{-1}}(p_2) \sigma_{g_B^{-1}}(p_3) \right\rangle_{\text{BCFT} \otimes mn}}{\left\langle \sigma_{g_m}(p_1) \sigma_{g_m^{-1}}(p_3) \right\rangle_{\text{BCFT} \otimes m}^n} \\
&= 2 \frac{1}{1-n} \log \frac{\left\langle \sigma_{g_A}(p_1) \right\rangle_{\text{BCFT} \otimes mn} \left\langle \sigma_{g_B g_A^{-1}}(p_2) \right\rangle_{\text{BCFT} \otimes mn} \left\langle \sigma_{g_B^{-1}}(p_3) \right\rangle_{\text{BCFT} \otimes mn}}{\left(\left\langle \sigma_{g_m}(p_1) \right\rangle_{\text{BCFT} \otimes m} \left\langle \sigma_{g_m^{-1}}(p_3) \right\rangle_{\text{BCFT} \otimes m} \right)^n} \\
&= 2 \frac{1}{1-n} \log \frac{\left\langle \sigma_{g_A}(p_1) \sigma_{g_A^{-1}}(q_1^b) \right\rangle_{\text{CFT} \otimes mn} \left\langle \sigma_{g_B^{-1}}(p_3) \sigma_{g_B}(q_3^a) \right\rangle_{\text{CFT} \otimes mn}}{\left(\left\langle \sigma_{g_m}(p_1) \sigma_{g_m^{-1}}(q_1^b) \right\rangle_{\text{CFT} \otimes m} \left\langle \sigma_{g_m^{-1}}(p_3) \sigma_{g_m}(q_3^a) \right\rangle_{\text{CFT} \otimes m} \right)^n} \\
&\quad + 2 \frac{1}{1-n} \log \left(\left\langle \sigma_{g_B g_A^{-1}}(p_2) \sigma_{g_A g_B^{-1}}(q_2^a) \right\rangle_{\text{CFT} \otimes mn} \right) \tag{97}
\end{aligned}$$

Configuration (e)

$$\begin{aligned}
S_R^{(n,m)}(A : B) &= 2 \frac{1}{1-n} \log \frac{\left\langle \sigma_{g_A}(p_1) \sigma_{g_B g_A^{-1}}(p_2) \sigma_{g_B^{-1}}(p_3) \right\rangle_{\text{BCFT} \otimes mn}}{\left\langle \sigma_{g_m}(p_1) \sigma_{g_m^{-1}}(p_3) \right\rangle_{\text{BCFT} \otimes m}^n} \\
&= 2 \frac{1}{1-n} \log \frac{\langle \sigma_{g_A}(p_1) \rangle_{\text{BCFT} \otimes mn} \left\langle \sigma_{g_B g_A^{-1}}(p_2) \sigma_{g_B^{-1}}(p_3) \right\rangle_{\text{BCFT} \otimes mn}}{\left(\left\langle \sigma_{g_m}(p_1) \right\rangle_{\text{BCFT} \otimes m} \left\langle \sigma_{g_m^{-1}}(p_3) \right\rangle_{\text{BCFT} \otimes m} \right)^n} \\
&= 2 \frac{1}{1-n} \log \frac{\left\langle \sigma_{g_A}(p_1) \sigma_{g_A^{-1}}(q_1^b) \right\rangle_{\text{CFT} \otimes mn} \left\langle \sigma_{g_B g_A^{-1}}(p_2) \sigma_{g_B^{-1}}(p_3) \sigma_{g_B}(q_3^a) \right\rangle_{\text{CFT} \otimes mn}}{\left(\left\langle \sigma_{g_m}(p_1) \sigma_{g_m^{-1}}(q_1^b) \right\rangle_{\text{CFT} \otimes m} \left\langle \sigma_{g_m^{-1}}(p_3) \sigma_{g_m^1}(q_3^a) \right\rangle_{\text{CFT} \otimes m} \right)^n}
\end{aligned} \tag{98}$$

Configuration (g)

$$\begin{aligned}
S_R^{(n,m)}(A : B) &= \frac{1}{1-n} \log \frac{\left\langle \sigma_{g_A}(p_1) \sigma_{g_B g_A^{-1}}(p_2) \sigma_{g_B^{-1}}(p_3) \sigma_{g_B}(p_4) \sigma_{g_A g_B^{-1}}(p_5) \sigma_{g_A^{-1}}(p_6) \right\rangle_{\text{BCFT} \otimes mn}}{\left\langle \sigma_{g_m}(p_1) \sigma_{g_m^{-1}}(p_3) \sigma_{g_m}(p_4) \sigma_{g_m^{-1}}(p_6) \right\rangle_{\text{BCFT} \otimes m}^n} \\
&= \frac{1}{1-n} \log \frac{\left\langle \sigma_{g_A}(p_1) \sigma_{g_B g_A^{-1}}(p_2) \right\rangle_{\text{BCFT} \otimes mn}}{\left\langle \sigma_{g_m}(p_1) \right\rangle_{\text{BCFT} \otimes m}^n} + \frac{1}{1-n} \log \frac{\left\langle \sigma_{g_B^{-1}}(p_3) \sigma_{g_B}(p_4) \right\rangle_{\text{BCFT} \otimes mn}}{\left\langle \sigma_{g_m^{-1}}(p_3) \sigma_{g_m}(p_4) \right\rangle_{\text{BCFT} \otimes m}^n} \\
&\quad + \frac{1}{1-n} \log \frac{\left\langle \sigma_{g_A g_B^{-1}}(p_5) \sigma_{g_A^{-1}}(p_6) \right\rangle_{\text{BCFT} \otimes mn}}{\left\langle \sigma_{g_m^{-1}}(p_6) \right\rangle_{\text{BCFT} \otimes m}^n} \\
&= \frac{1}{1-n} \log \frac{\left\langle \sigma_{g_A}(p_1) \sigma_{g_A^{-1}}(q_1^b) \sigma_{g_B g_A^{-1}}(p_2) \right\rangle_{\text{CFT} \otimes mn}}{\left\langle \sigma_{g_m}(p_1) \sigma_{g_m^{-1}}(q_1^b) \right\rangle_{\text{CFT} \otimes m}^n} \\
&\quad + \frac{1}{1-n} \log \frac{\left\langle \sigma_{g_B^{-1}}(p_3) \sigma_{g_B}(p_4) \right\rangle_{\text{CFT} \otimes mn}}{\left\langle \sigma_{g_m^{-1}}(p_3) \sigma_{g_m}(p_4) \right\rangle_{\text{CFT} \otimes m}^n} \\
&\quad + \frac{1}{1-n} \log \frac{\left\langle \sigma_{g_A g_B^{-1}}(p_5) \sigma_{g_A^{-1}}(p_6) \sigma_{g_A}(q_6^b) \right\rangle_{\text{CFT} \otimes mn}}{\left\langle \sigma_{g_m^{-1}}(p_6) \sigma_{g_m}(q_6^b) \right\rangle_{\text{CFT} \otimes m}^n},
\end{aligned} \tag{99}$$

Configuration (h)

$$\begin{aligned}
S_R^{(n,m)}(A : B) &= \frac{1}{1-n} \log \frac{\left\langle \sigma_{g_A}(p_1) \sigma_{g_B g_A^{-1}}(p_2) \sigma_{g_B^{-1}}(p_3) \sigma_{g_B}(p_4) \sigma_{g_A g_B^{-1}}(p_5) \sigma_{g_A^{-1}}(p_6) \right\rangle_{\text{BCFT} \otimes mn}}{\left\langle \sigma_{g_m}(p_1) \sigma_{g_m^{-1}}(p_3) \sigma_{g_m}(p_4) \sigma_{g_m^{-1}}(p_6) \right\rangle_{\text{BCFT} \otimes m}^n} \\
&= \frac{1}{1-n} \log \frac{\left\langle \sigma_{g_A}(p_1) \right\rangle_{\text{BCFT} \otimes mn} \left\langle \sigma_{g_A^{-1}}(p_6) \right\rangle_{\text{BCFT} \otimes mn} \left\langle \sigma_{g_B^{-1}}(p_3) \sigma_{g_B}(p_4) \right\rangle_{\text{BCFT} \otimes mn}}{\left(\left\langle \sigma_{g_m}(p_1) \right\rangle_{\text{BCFT} \otimes m} \left\langle \sigma_{g_m^{-1}}(p_6) \right\rangle_{\text{BCFT} \otimes m} \left\langle \sigma_{g_m^{-1}}(p_3) \sigma_{g_m}(p_4) \right\rangle_{\text{BCFT} \otimes m} \right)^n} \\
&\quad + \frac{1}{1-n} \log \left(\left\langle \sigma_{g_B g_A^{-1}}(p_2) \right\rangle_{\text{BCFT} \otimes mn} \left\langle \sigma_{g_A g_B^{-1}}(p_5) \right\rangle_{\text{BCFT} \otimes mn} \right) \\
&= \frac{1}{1-n} \log \frac{\left\langle \sigma_{g_A}(p_1) \sigma_{g_A^{-1}}(q_1^b) \right\rangle_{\text{CFT} \otimes mn} \left\langle \sigma_{g_A^{-1}}(p_6) \sigma_{g_A}(q_6^b) \right\rangle_{\text{CFT} \otimes mn}}{\left(\left\langle \sigma_{g_m}(p_1) \sigma_{g_m^{-1}}(q_1^b) \right\rangle_{\text{CFT} \otimes m} \left\langle \sigma_{g_m^{-1}}(p_6) \sigma_{g_m}(q_6^b) \right\rangle_{\text{CFT} \otimes m} \right)^n} \\
&\quad + \frac{1}{1-n} \log \frac{\left\langle \sigma_{g_B^{-1}}(p_3) \sigma_{g_B}(p_4) \right\rangle_{\text{CFT} \otimes mn}}{\left\langle \sigma_{g_m^{-1}}(p_3) \sigma_{g_m}(p_4) \right\rangle_{\text{CFT} \otimes m}^n} + \frac{1}{1-n} \log \left\langle \sigma_{g_B g_A^{-1}}(p_2) \sigma_{g_A g_B^{-1}}(q_2^b) \right\rangle_{\text{CFT} \otimes mn} \\
&\quad + \frac{1}{1-n} \log \left\langle \sigma_{g_A g_B^{-1}}(p_5) \sigma_{g_B g_A^{-1}}(q_5^b) \right\rangle_{\text{CFT} \otimes mn}, \tag{100}
\end{aligned}$$

Configuration (i)

$$\begin{aligned}
S_R^{(n,m)}(A : B) &= \frac{1}{1-n} \log \frac{\left\langle \sigma_{g_A}(p_1) \sigma_{g_B g_A^{-1}}(p_2) \sigma_{g_B^{-1}}(p_3) \sigma_{g_B}(p_4) \sigma_{g_A g_B^{-1}}(p_5) \sigma_{g_A^{-1}}(p_6) \right\rangle_{\text{BCFT} \otimes mn}}{\left\langle \sigma_{g_m}(p_1) \sigma_{g_m^{-1}}(p_3) \sigma_{g_m}(p_4) \sigma_{g_m^{-1}}(p_6) \right\rangle_{\text{BCFT} \otimes m}^n} \\
&= \frac{1}{1-n} \log \frac{\left\langle \sigma_{g_A}(p_1) \right\rangle_{\text{BCFT} \otimes mn} \left\langle \sigma_{g_A^{-1}}(p_6) \right\rangle_{\text{BCFT} \otimes mn}}{\left(\left\langle \sigma_{g_m}(p_1) \right\rangle_{\text{BCFT} \otimes m} \left\langle \sigma_{g_m^{-1}}(p_6) \right\rangle_{\text{BCFT} \otimes m} \right)^n} \\
&\quad + \frac{1}{1-n} \log \frac{\left\langle \sigma_{g_B^{-1}}(p_3) \sigma_{g_B}(p_4) \right\rangle_{\text{BCFT} \otimes mn}}{\left\langle \sigma_{g_m^{-1}}(p_3) \sigma_{g_m}(p_4) \right\rangle_{\text{BCFT} \otimes m}^n} \\
&\quad + \frac{1}{1-n} \log \left(\left\langle \sigma_{g_B g_A^{-1}}(p_2) \sigma_{g_A g_B^{-1}}(p_5) \right\rangle_{\text{BCFT} \otimes mn} \right) \\
&= \frac{1}{1-n} \log \frac{\left\langle \sigma_{g_A}(p_1) \sigma_{g_A^{-1}}(q_1^b) \right\rangle_{\text{CFT} \otimes mn} \left\langle \sigma_{g_A^{-1}}(p_6) \sigma_{g_A}(q_6^b) \right\rangle_{\text{CFT} \otimes mn}}{\left(\left\langle \sigma_{g_m}(p_1) \sigma_{g_m^{-1}}(q_1^b) \right\rangle_{\text{CFT} \otimes m} \left\langle \sigma_{g_m^{-1}}(p_6) \sigma_{g_m}(q_6^b) \right\rangle_{\text{CFT} \otimes m} \right)^n} \\
&\quad + \frac{1}{1-n} \log \frac{\left\langle \sigma_{g_B^{-1}}(p_3) \sigma_{g_B}(p_4) \right\rangle_{\text{CFT} \otimes mn}}{\left\langle \sigma_{g_m^{-1}}(p_3) \sigma_{g_m}(p_4) \right\rangle_{\text{CFT} \otimes m}^n} \\
&\quad + \frac{1}{1-n} \log \left(\left\langle \sigma_{g_B g_A^{-1}}(p_2) \sigma_{g_A g_B^{-1}}(p_5) \right\rangle_{\text{CFT} \otimes mn} \right), \tag{101}
\end{aligned}$$

Configuration (j)

$$\begin{aligned}
S_R^{(n,m)}(A : B) &= \frac{1}{1-n} \log \frac{\left\langle \sigma_{g_A}(p_1) \sigma_{g_B g_A^{-1}}(p_2) \sigma_{g_B^{-1}}(p_3) \sigma_{g_B}(p_4) \sigma_{g_A g_B^{-1}}(p_5) \sigma_{g_A^{-1}}(p_6) \right\rangle_{\text{BCFT} \otimes mn}}{\left\langle \sigma_{g_m}(p_1) \sigma_{g_m^{-1}}(p_3) \sigma_{g_m}(p_4) \sigma_{g_m^{-1}}(p_6) \right\rangle_{\text{BCFT} \otimes m}^n} \\
&= \frac{1}{1-n} \log \frac{\left\langle \sigma_{g_A}(p_1) \right\rangle_{\text{BCFT} \otimes mn} \left\langle \sigma_{g_A^{-1}}(p_6) \right\rangle_{\text{BCFT} \otimes mn}}{\left(\left\langle \sigma_{g_m}(p_1) \right\rangle_{\text{BCFT} \otimes m} \left\langle \sigma_{g_m^{-1}}(p_6) \right\rangle_{\text{BCFT} \otimes m} \right)^n} \\
&\quad + \frac{1}{1-n} \log \frac{\left\langle \sigma_{g_B g_A^{-1}}(p_2) \sigma_{g_B^{-1}}(p_3) \sigma_{g_B}(p_4) \sigma_{g_A g_B^{-1}}(p_5) \right\rangle_{\text{BCFT} \otimes mn}}{\left\langle \sigma_{g_m^{-1}}(p_3) \sigma_{g_m}(p_4) \right\rangle_{\text{BCFT} \otimes m}^n} \\
&= \frac{1}{1-n} \log \frac{\left\langle \sigma_{g_B g_A^{-1}}(p_2) \sigma_{g_B^{-1}}(p_3) \sigma_{g_B}(p_4) \sigma_{g_A g_B^{-1}}(p_5) \right\rangle_{\text{CFT} \otimes mn}}{\left\langle \sigma_{g_m^{-1}}(p_3) \sigma_{g_m}(p_4) \right\rangle_{\text{CFT} \otimes m}^n}. \tag{102}
\end{aligned}$$

Configuration (k)

$$\begin{aligned}
S_R^{(n,m)}(A : B) &= \frac{1}{1-n} \log \frac{\left\langle \sigma_{g_A}(p_1) \sigma_{g_B g_A^{-1}}(p_2) \sigma_{g_B^{-1}}(p_3) \sigma_{g_B}(p_4) \sigma_{g_A g_B^{-1}}(p_5) \sigma_{g_A^{-1}}(p_6) \right\rangle_{\text{BCFT} \otimes mn}}{\left\langle \sigma_{g_m}(p_1) \sigma_{g_m^{-1}}(p_3) \sigma_{g_m}(p_4) \sigma_{g_m^{-1}}(p_6) \right\rangle_{\text{BCFT} \otimes m}^n} \\
&= \frac{1}{1-n} \log \frac{\left\langle \sigma_{g_B g_A^{-1}}(p_2) \sigma_{g_A}(p_1) \sigma_{g_A^{-1}}(p_6) \sigma_{g_A g_B^{-1}}(p_5) \right\rangle_{\text{BCFT} \otimes mn}}{\left\langle \sigma_{g_m}(p_1) \sigma_{g_m^{-1}}(p_6) \right\rangle_{\text{BCFT} \otimes m}^n} \\
&\quad + \frac{1}{1-n} \log \frac{\left\langle \sigma_{g_B^{-1}}(p_3) \sigma_{g_B}(p_4) \right\rangle_{\text{BCFT} \otimes mn}}{\left\langle \sigma_{g_m^{-1}}(p_3) \sigma_{g_m}(p_4) \right\rangle_{\text{BCFT} \otimes m}^n} \\
&= \frac{1}{1-n} \log \frac{\left\langle \sigma_{g_B g_A^{-1}}(p_2) \sigma_{g_A}(p_1) \sigma_{g_A^{-1}}(p_6) \sigma_{g_A g_B^{-1}}(p_5) \right\rangle_{\text{CFT} \otimes mn}}{\left\langle \sigma_{g_m}(p_1) \sigma_{g_m^{-1}}(p_6) \right\rangle_{\text{CFT} \otimes m}^n}. \tag{103}
\end{aligned}$$

Configuration (l)

$$\begin{aligned}
S_R^{(n,m)}(A : B) &= \frac{1}{1-n} \log \frac{\left\langle \sigma_{g_A}(p_1) \sigma_{g_B g_A^{-1}}(p_2) \sigma_{g_B^{-1}}(p_3) \sigma_{g_B}(p_4) \sigma_{g_A g_B^{-1}}(p_5) \sigma_{g_A^{-1}}(p_6) \right\rangle_{\text{BCFT} \otimes mn}}{\left\langle \sigma_{g_m}(p_1) \sigma_{g_m^{-1}}(p_3) \sigma_{g_m}(p_4) \sigma_{g_m^{-1}}(p_6) \right\rangle_{\text{BCFT} \otimes m}^n} \\
&= \frac{1}{1-n} \log \frac{\left\langle \sigma_{g_A}(p_1) \sigma_{g_A^{-1}}(p_6) \right\rangle_{\text{BCFT} \otimes mn}}{\left(\left\langle \sigma_{g_m}(p_1) \sigma_{g_m^{-1}}(p_6) \right\rangle_{\text{BCFT} \otimes m} \right)^n} \\
&\quad + \frac{1}{1-n} \log \frac{\left\langle \sigma_{g_B^{-1}}(p_3) \sigma_{g_B}(p_4) \right\rangle_{\text{BCFT} \otimes mn}}{\left\langle \sigma_{g_m^{-1}}(p_3) \sigma_{g_m}(p_4) \right\rangle_{\text{BCFT} \otimes m}^n} \\
&\quad + \frac{1}{1-n} \log \left(\left\langle \sigma_{g_B g_A^{-1}}(p_2) \sigma_{g_A g_B^{-1}}(p_5) \right\rangle_{\text{BCFT} \otimes mn} \right) \\
&= \frac{1}{1-n} \log \frac{\left\langle \sigma_{g_A}(p_1) \sigma_{g_A^{-1}}(p_6) \right\rangle_{\text{CFT} \otimes mn}}{\left(\left\langle \sigma_{g_m}(p_1) \sigma_{g_m^{-1}}(p_6) \right\rangle_{\text{CFT} \otimes m} \right)^n} \\
&\quad + \frac{1}{1-n} \log \frac{\left\langle \sigma_{g_B^{-1}}(p_3) \sigma_{g_B}(p_4) \right\rangle_{\text{CFT} \otimes mn}}{\left\langle \sigma_{g_m^{-1}}(p_3) \sigma_{g_m}(p_4) \right\rangle_{\text{CFT} \otimes m}^n} \\
&\quad + \frac{1}{1-n} \log \left(\left\langle \sigma_{g_B g_A^{-1}}(p_2) \sigma_{g_A g_B^{-1}}(p_5) \right\rangle_{\text{CFT} \otimes mn} \right). \tag{104}
\end{aligned}$$

Configuration (m)

$$\begin{aligned}
S_R^{(n,m)}(A : B) &= \frac{1}{1-n} \log \frac{\left\langle \sigma_{g_A}(p_1) \sigma_{g_B g_A^{-1}}(p_2) \sigma_{g_B^{-1}}(p_3) \sigma_{g_B}(p_4) \sigma_{g_A g_B^{-1}}(p_5) \sigma_{g_A^{-1}}(p_6) \right\rangle_{\text{BCFT} \otimes mn}}{\left\langle \sigma_{g_m}(p_1) \sigma_{g_m^{-1}}(p_3) \sigma_{g_m}(p_4) \sigma_{g_m^{-1}}(p_6) \right\rangle_{\text{BCFT} \otimes m}^n} \\
&= \frac{1}{1-n} \log \frac{\left\langle \sigma_{g_A}(p_1) \sigma_{g_A^{-1}}(p_6) \right\rangle_{\text{BCFT} \otimes mn}}{\left\langle \sigma_{g_m}(p_1) \sigma_{g_m^{-1}}(p_6) \right\rangle_{\text{BCFT} \otimes m}^n} \\
&\quad + \frac{1}{1-n} \log \frac{\left\langle \sigma_{g_B g_A^{-1}}(p_2) \sigma_{g_B^{-1}}(p_3) \sigma_{g_B}(p_4) \sigma_{g_A g_B^{-1}}(p_5) \right\rangle_{\text{BCFT} \otimes mn}}{\left\langle \sigma_{g_m^{-1}}(p_3) \sigma_{g_m}(p_4) \right\rangle_{\text{BCFT} \otimes m}^n} \\
&= \frac{1}{1-n} \log \frac{\left\langle \sigma_{g_B g_A^{-1}}(p_2) \sigma_{g_B^{-1}}(p_3) \sigma_{g_B}(p_4) \sigma_{g_A g_B^{-1}}(p_5) \right\rangle_{\text{CFT} \otimes mn}}{\left\langle \sigma_{g_m^{-1}}(p_3) \sigma_{g_m}(p_4) \right\rangle_{\text{CFT} \otimes m}^n}, \tag{105}
\end{aligned}$$

Configuration (n)

$$\begin{aligned}
S_R^{(n,m)}(A : B) &= \frac{1}{1-n} \log \frac{\left\langle \sigma_{g_A}(p_1) \sigma_{g_B g_A^{-1}}(p_2) \sigma_{g_B^{-1}}(p_3) \sigma_{g_B}(p_4) \sigma_{g_A g_B^{-1}}(p_5) \sigma_{g_A^{-1}}(p_6) \right\rangle_{\text{BCFT} \otimes mn}}{\left\langle \sigma_{g_m}(p_1) \sigma_{g_m^{-1}}(p_3) \sigma_{g_m}(p_4) \sigma_{g_m^{-1}}(p_6) \right\rangle_{\text{BCFT} \otimes m}^n} \\
&= \frac{1}{1-n} \log \frac{\left\langle \sigma_{g_B g_A^{-1}}(p_2) \sigma_{g_A}(p_1) \sigma_{g_A^{-1}}(p_6) \sigma_{g_A g_B^{-1}}(p_5) \right\rangle_{\text{BCFT} \otimes mn}}{\left\langle \sigma_{g_m}(p_1) \sigma_{g_m^{-1}}(p_6) \right\rangle_{\text{BCFT} \otimes m}^n} \\
&\quad + \frac{1}{1-n} \log \frac{\left\langle \sigma_{g_B^{-1}}(p_3) \right\rangle_{\text{BCFT} \otimes mn} \left\langle \sigma_{g_B}(p_4) \right\rangle_{\text{BCFT} \otimes mn}}{\left\langle \sigma_{g_m^{-1}}(p_3) \right\rangle_{\text{BCFT} \otimes mn}^n \left\langle \sigma_{g_m}(p_4) \right\rangle_{\text{BCFT} \otimes m}^n} \\
&= \frac{1}{1-n} \log \frac{\left\langle \sigma_{g_B g_A^{-1}}(p_2) \sigma_{g_A}(p_1) \sigma_{g_A^{-1}}(p_6) \sigma_{g_A g_B^{-1}}(p_5) \right\rangle_{\text{CFT} \otimes mn}}{\left\langle \sigma_{g_m}(p_1) \sigma_{g_m^{-1}}(p_6) \right\rangle_{\text{CFT} \otimes m}^n}, \tag{106}
\end{aligned}$$

Configuration (o)

$$\begin{aligned}
S_R^{(n,m)}(A : B) &= \frac{1}{1-n} \log \frac{\left\langle \sigma_{g_A}(p_1) \sigma_{g_B g_A^{-1}}(p_2) \sigma_{g_B^{-1}}(p_3) \sigma_{g_B}(p_4) \sigma_{g_A g_B^{-1}}(p_5) \sigma_{g_A^{-1}}(p_6) \right\rangle_{\text{BCFT} \otimes mn}}{\left\langle \sigma_{g_m}(p_1) \sigma_{g_m^{-1}}(p_3) \sigma_{g_m}(p_4) \sigma_{g_m^{-1}}(p_6) \right\rangle_{\text{BCFT} \otimes m}^n} \\
&= \frac{1}{1-n} \log \frac{\left\langle \sigma_{g_A}(p_1) \sigma_{g_A^{-1}}(p_6) \right\rangle_{\text{BCFT} \otimes mn}}{\left\langle \sigma_{g_m}(p_1) \sigma_{g_m^{-1}}(p_6) \right\rangle_{\text{BCFT} \otimes m}^n} + \frac{1}{1-n} \log \frac{\left\langle \sigma_{g_B g_A^{-1}}(p_2) \sigma_{g_B^{-1}}(p_3) \right\rangle_{\text{BCFT} \otimes mn}}{\left\langle \sigma_{g_m^{-1}}(p_3) \right\rangle_{\text{BCFT} \otimes m}^n} \\
&\quad + \frac{1}{1-n} \log \frac{\left\langle \sigma_{g_B}(p_4) \sigma_{g_A g_B^{-1}}(p_5) \right\rangle_{\text{BCFT} \otimes mn}}{\left\langle \sigma_{g_m}(p_4) \right\rangle_{\text{BCFT} \otimes m}^n} \\
&= \frac{1}{1-n} \log \frac{\left\langle \sigma_{g_A}(p_1) \sigma_{g_A^{-1}}(p_6) \right\rangle_{\text{CFT} \otimes mn}}{\left\langle \sigma_{g_m}(p_1) \sigma_{g_m^{-1}}(p_6) \right\rangle_{\text{CFT} \otimes m}^n} \\
&\quad + \frac{1}{1-n} \log \frac{\left\langle \sigma_{g_B g_A^{-1}}(p_2) \sigma_{g_B^{-1}}(p_3) \sigma_{g_B}(q_3^a) \right\rangle_{\text{CFT} \otimes mn}}{\left\langle \sigma_{g_m^{-1}}(p_3) \sigma_{g_m}(q_3^a) \right\rangle_{\text{CFT} \otimes m}^n} \\
&\quad + \frac{1}{1-n} \log \frac{\left\langle \sigma_{g_B}(p_4) \sigma_{g_B^{-1}}(q_4^a) \sigma_{g_A g_B^{-1}}(p_5) \right\rangle_{\text{BCFT} \otimes mn}}{\left\langle \sigma_{g_m}(p_4) \sigma_{g_m^{-1}}(q_4^a) \right\rangle_{\text{BCFT} \otimes m}^n}, \tag{107}
\end{aligned}$$

Configuration (p)

$$\begin{aligned}
S_R^{(n,m)}(A : B) &= \frac{1}{1-n} \log \frac{\left\langle \sigma_{g_A}(p_1) \sigma_{g_B g_A^{-1}}(p_2) \sigma_{g_B^{-1}}(p_3) \sigma_{g_B}(p_4) \sigma_{g_A g_B^{-1}}(p_5) \sigma_{g_A^{-1}}(p_6) \right\rangle_{\text{BCFT} \otimes mn}}{\left\langle \sigma_{g_m}(p_1) \sigma_{g_m^{-1}}(p_3) \sigma_{g_m}(p_4) \sigma_{g_m^{-1}}(p_6) \right\rangle_{\text{BCFT} \otimes m}^n} \\
&= \frac{1}{1-n} \log \frac{\left\langle \sigma_{g_A}(p_1) \sigma_{g_A^{-1}}(p_6) \right\rangle_{\text{BCFT} \otimes mn}}{\left\langle \sigma_{g_m}(p_1) \sigma_{g_m^{-1}}(p_6) \right\rangle_{\text{BCFT} \otimes m}^n} \\
&\quad + \frac{1}{1-n} \log \left(\left\langle \sigma_{g_B g_A^{-1}}(p_2) \right\rangle_{\text{BCFT} \otimes mn} \left\langle \sigma_{g_A g_B^{-1}}(p_5) \right\rangle_{\text{BCFT} \otimes mn} \right) \\
&\quad + \frac{1}{1-n} \log \frac{\left\langle \sigma_{g_B^{-1}}(p_3) \right\rangle_{\text{BCFT} \otimes mn} \left\langle \sigma_{g_B}(p_4) \right\rangle_{\text{BCFT} \otimes mn}}{\left\langle \sigma_{g_m^{-1}}(p_3) \right\rangle_{\text{BCFT} \otimes m}^n \left\langle \sigma_{g_m}(p_4) \right\rangle_{\text{BCFT} \otimes m}^n} \\
&= \frac{1}{1-n} \log \frac{\left\langle \sigma_{g_A}(p_1) \sigma_{g_A^{-1}}(p_6) \right\rangle_{\text{CFT} \otimes mn}}{\left\langle \sigma_{g_m}(p_1) \sigma_{g_m^{-1}}(p_6) \right\rangle_{\text{CFT} \otimes m}^n} \\
&\quad + \frac{1}{1-n} \log \left(\left\langle \sigma_{g_B g_A^{-1}}(p_2) \sigma_{g_A g_B^{-1}}(q_2^a) \right\rangle_{\text{CFT} \otimes mn} \left\langle \sigma_{g_A g_B^{-1}}(p_5) \sigma_{g_B g_A^{-1}}(q_5^a) \right\rangle_{\text{CFT} \otimes mn} \right) \\
&\quad + \frac{1}{1-n} \log \frac{\left\langle \sigma_{g_B^{-1}}(p_3) \sigma_{g_B}(q_3^a) \right\rangle_{\text{CFT} \otimes mn} \left\langle \sigma_{g_B}(p_4) \sigma_{g_B^{-1}}(q_4^a) \right\rangle_{\text{CFT} \otimes mn}}{\left\langle \sigma_{g_m^{-1}}(p_3) \sigma_{g_m}(q_3^a) \right\rangle_{\text{CFT} \otimes m}^n \left\langle \sigma_{g_m}(p_4) \sigma_{g_m^{-1}}(q_4^a) \right\rangle_{\text{CFT} \otimes m}^n}, \tag{108}
\end{aligned}$$

Configuration (q)

$$\begin{aligned}
S_R^{(n,m)}(A : B) &= \frac{1}{1-n} \log \frac{\left\langle \sigma_{g_A}(p_1) \sigma_{g_B g_A^{-1}}(p_2) \sigma_{g_B^{-1}}(p_3) \sigma_{g_B}(p_4) \sigma_{g_A g_B^{-1}}(p_5) \sigma_{g_A^{-1}}(p_6) \right\rangle_{\text{BCFT} \otimes mn}}{\left\langle \sigma_{g_m}(p_1) \sigma_{g_m^{-1}}(p_3) \sigma_{g_m}(p_4) \sigma_{g_m^{-1}}(p_6) \right\rangle_{\text{BCFT} \otimes m}^n} \\
&= \frac{1}{1-n} \log \frac{\left\langle \sigma_{g_A}(p_1) \sigma_{g_A^{-1}}(p_6) \right\rangle_{\text{BCFT} \otimes mn}}{\left\langle \sigma_{g_m}(p_1) \sigma_{g_m^{-1}}(p_6) \right\rangle_{\text{BCFT} \otimes m}^n} \\
&\quad + \frac{1}{1-n} \log \left(\left\langle \sigma_{g_B g_A^{-1}}(p_2) \sigma_{g_A g_B^{-1}}(p_5) \right\rangle_{\text{BCFT} \otimes mn} \right) \\
&\quad + \frac{1}{1-n} \log \frac{\left\langle \sigma_{g_B^{-1}}(p_3) \right\rangle_{\text{BCFT} \otimes mn} \left\langle \sigma_{g_B}(p_4) \right\rangle_{\text{BCFT} \otimes mn}}{\left\langle \sigma_{g_m^{-1}}(p_3) \right\rangle_{\text{BCFT} \otimes m}^n \left\langle \sigma_{g_m}(p_4) \right\rangle_{\text{BCFT} \otimes m}^n} \\
&= \frac{1}{1-n} \log \frac{\left\langle \sigma_{g_A}(p_1) \sigma_{g_A^{-1}}(p_6) \right\rangle_{\text{CFT} \otimes mn}}{\left\langle \sigma_{g_m}(p_1) \sigma_{g_m^{-1}}(p_6) \right\rangle_{\text{CFT} \otimes m}^n} \\
&\quad + \frac{1}{1-n} \log \left(\left\langle \sigma_{g_B g_A^{-1}}(p_2) \sigma_{g_A g_B^{-1}}(p_5) \right\rangle_{\text{CFT} \otimes mn} \right) \\
&\quad + \frac{1}{1-n} \log \frac{\left\langle \sigma_{g_B^{-1}}(p_3) \sigma_{g_B}(q_3^a) \right\rangle_{\text{CFT} \otimes mn} \left\langle \sigma_{g_B}(p_4) \sigma_{g_B^{-1}}(q_4^a) \right\rangle_{\text{CFT} \otimes mn}}{\left\langle \sigma_{g_m^{-1}}(p_3) \sigma_{g_m}(q_3^a) \right\rangle_{\text{CFT} \otimes m}^n \left\langle \sigma_{g_m}(p_4) \sigma_{g_m^{-1}}(q_4^a) \right\rangle_{\text{CFT} \otimes m}^n}, \tag{109}
\end{aligned}$$

B Disjoint intervals

Next we consider different configurations of two disjoint intervals A and B at a finite temperature and show how the higher-point twist correlators in the Rényi reflected entropy expression factorize into lower-point twist correlator in the large central charge limit for various dominant channels. These factorizations of the twist correlators listed below are utilized in the reflected entropy computation in section 3.

Configuration (a)

$$\begin{aligned}
S_R^{(n,m)}(A : B) &= 2 \frac{1}{1-n} \log \frac{\left\langle \sigma_{g_A}(p_1) \sigma_{g_A^{-1}}(p_2) \sigma_{g_B}(p_3) \sigma_{g_B^{-1}}(p_4) \right\rangle_{\text{BCFT} \otimes mn}}{\left\langle \sigma_{g_m}(p_1) \sigma_{g_m^{-1}}(p_2) \sigma_{g_m}(p_3) \sigma_{g_m^{-1}}(p_4) \right\rangle_{\text{BCFT} \otimes m}^n} \\
&= 2 \frac{1}{1-n} \log \frac{\left\langle \sigma_{g_A}(p_1) \sigma_{g_A^{-1}}(p_2) \sigma_{g_B}(p_3) \right\rangle_{\text{BCFT} \otimes mn} \left\langle \sigma_{g_B^{-1}}(p_4) \right\rangle_{\text{BCFT} \otimes mn}}{\left\langle \sigma_{g_m}(p_1) \sigma_{g_m^{-1}}(p_2) \sigma_{g_m}(p_3) \right\rangle_{\text{BCFT} \otimes m}^n \left\langle \sigma_{g_m^{-1}}(p_4) \right\rangle_{\text{BCFT} \otimes m}^n} \\
&= 2 \frac{1}{1-n} \log \frac{\left\langle \sigma_{g_A^{-1}}(q_1^b) \sigma_{g_A}(p_1) \sigma_{g_A^{-1}}(p_2) \sigma_{g_B}(p_3) \right\rangle_{\text{CFT} \otimes mn} \left\langle \sigma_{g_B^{-1}}(p_4) \sigma_{g_B}(q_4^a) \right\rangle_{\text{CFT} \otimes mn}}{\left\langle \sigma_{g_m^{-1}}(q_1^b) \sigma_{g_m}(p_1) \sigma_{g_m^{-1}}(p_2) \sigma_{g_m}(p_3) \right\rangle_{\text{CFT} \otimes m}^n \left\langle \sigma_{g_m^{-1}}(p_4) \sigma_{g_m}(q_4^a) \right\rangle_{\text{CFT} \otimes m}^n} \\
&= 2 \frac{1}{1-n} \log \frac{\left\langle \sigma_{g_A^{-1}}(q_1^b) \sigma_{g_A}(p_1) \sigma_{g_A^{-1}}(p_2) \sigma_{g_B}(p_3) \right\rangle_{\text{CFT} \otimes mn}}{\left\langle \sigma_{g_m^{-1}}(q_1^b) \sigma_{g_m}(p_1) \sigma_{g_m^{-1}}(p_2) \sigma_{g_m}(p_3) \right\rangle_{\text{CFT} \otimes m}^n}, \tag{110}
\end{aligned}$$

Configuration (b)

$$\begin{aligned}
S_R^{(n,m)}(A : B) &= 2 \frac{1}{1-n} \log \frac{\left\langle \sigma_{g_A}(p_1) \sigma_{g_A^{-1}}(p_2) \sigma_{g_B}(p_3) \sigma_{g_B^{-1}}(p_4) \right\rangle_{\text{BCFT} \otimes mn}}{\left\langle \sigma_{g_m}(p_1) \sigma_{g_m^{-1}}(p_2) \sigma_{g_m}(p_3) \sigma_{g_m^{-1}}(p_4) \right\rangle_{\text{BCFT} \otimes m}^n} \\
&= 2 \frac{1}{1-n} \log \frac{\left\langle \sigma_{g_A}(p_1) \right\rangle_{\text{BCFT} \otimes mn} \left\langle \sigma_{g_A^{-1}}(p_2) \sigma_{g_B}(p_3) \right\rangle_{\text{BCFT} \otimes mn} \left\langle \sigma_{g_B^{-1}}(p_4) \right\rangle_{\text{BCFT} \otimes mn}}{\left\langle \sigma_{g_m}(p_1) \right\rangle_{\text{BCFT} \otimes m}^n \left\langle \sigma_{g_m^{-1}}(p_2) \sigma_{g_m}(p_3) \right\rangle_{\text{BCFT} \otimes m}^n \left\langle \sigma_{g_m^{-1}}(p_4) \right\rangle_{\text{BCFT} \otimes m}^n} \\
&= 2 \frac{1}{1-n} \log \frac{\left\langle \sigma_{g_A^{-1}}(q_1^b) \sigma_{g_A}(p_1) \right\rangle_{\text{CFT} \otimes mn}}{\left\langle \sigma_{g_m^{-1}}(q_1^b) \sigma_{g_m}(p_1) \right\rangle_{\text{CFT} \otimes m}^n} + 2 \frac{1}{1-n} \log \frac{\left\langle \sigma_{g_B^{-1}}(p_4) \sigma_{g_B}(q_4^a) \right\rangle_{\text{CFT} \otimes mn}}{\left\langle \sigma_{g_m^{-1}}(p_4) \sigma_{g_m}(q_4^a) \right\rangle_{\text{CFT} \otimes m}^n} \\
&\quad + 2 \frac{1}{1-n} \log \frac{\left\langle \sigma_{g_A}(q_2^b) \sigma_{g_A^{-1}}(p_2) \sigma_{g_B}(p_3) \sigma_{g_B^{-1}}(q_3^b) \right\rangle_{\text{CFT} \otimes mn}}{\left\langle \sigma_{g_m}(q_2^b) \sigma_{g_m^{-1}}(p_2) \sigma_{g_m}(p_3) \sigma_{g_m^{-1}}(q_3^b) \right\rangle_{\text{CFT} \otimes m}^n} \\
&= 2 \frac{1}{1-n} \log \frac{\left\langle \sigma_{g_A}(q_2^b) \sigma_{g_A^{-1}}(p_2) \sigma_{g_B}(p_3) \sigma_{g_B^{-1}}(q_3^b) \right\rangle_{\text{CFT} \otimes mn}}{\left\langle \sigma_{g_m}(q_2^b) \sigma_{g_m^{-1}}(p_2) \sigma_{g_m}(p_3) \sigma_{g_m^{-1}}(q_3^b) \right\rangle_{\text{CFT} \otimes m}^n}, \tag{111}
\end{aligned}$$

Configuration (c)

$$\begin{aligned}
S_R^{(n,m)}(A : B) &= \frac{1}{1-n} \log \frac{\left\langle \sigma_{g_A}(p_1) \sigma_{g_A^{-1}}(p_2) \sigma_{g_B}(p_3) \sigma_{g_B^{-1}}(p_4) \sigma_{g_B}(p_5) \sigma_{g_B^{-1}}(p_6) \sigma_{g_A}(p_7) \sigma_{g_A^{-1}}(p_8) \right\rangle_{\text{BCFT} \otimes mn}}{\left\langle \sigma_{g_m}(p_1) \sigma_{g_m^{-1}}(p_2) \sigma_{g_m}(p_3) \sigma_{g_m^{-1}}(p_4) \sigma_{g_m}(p_5) \sigma_{g_m^{-1}}(p_6) \sigma_{g_m}(p_7) \sigma_{g_m^{-1}}(p_8) \right\rangle_{\text{BCFT} \otimes m}^n} \\
&= \frac{1}{1-n} \log \frac{\left\langle \sigma_{g_A}(p_1) \right\rangle_{\text{BCFT} \otimes mn} \left\langle \sigma_{g_B^{-1}}(p_4) \right\rangle_{\text{BCFT} \otimes mn}}{\left\langle \sigma_{g_m}(p_1) \right\rangle_{\text{BCFT} \otimes m}^n \left\langle \sigma_{g_m^{-1}}(p_4) \right\rangle_{\text{BCFT} \otimes m}^n} \\
&\quad + \frac{1}{1-n} \log \frac{\left\langle \sigma_{g_B}(p_5) \right\rangle_{\text{BCFT} \otimes mn} \left\langle \sigma_{g_A^{-1}}(p_8) \right\rangle_{\text{BCFT} \otimes mn}}{\left\langle \sigma_{g_m}(p_5) \right\rangle_{\text{BCFT} \otimes m}^n \left\langle \sigma_{g_m^{-1}}(p_8) \right\rangle_{\text{BCFT} \otimes m}^n} \\
&\quad + \frac{1}{1-n} \log \frac{\left\langle \sigma_{g_A^{-1}}(p_2) \sigma_{g_B}(p_3) \sigma_{g_B^{-1}}(p_6) \sigma_{g_A}(p_7) \right\rangle_{\text{BCFT} \otimes mn}}{\left\langle \sigma_{g_m^{-1}}(p_2) \sigma_{g_m}(p_3) \sigma_{g_m^{-1}}(p_6) \sigma_{g_m}(p_7) \right\rangle_{\text{BCFT} \otimes m}^n} \\
&= \frac{1}{1-n} \log \frac{\left\langle \sigma_{g_A^{-1}}(q_1^b) \sigma_{g_A}(p_1) \right\rangle_{\text{CFT} \otimes mn} \left\langle \sigma_{g_B^{-1}}(p_4) \sigma_{g_B}(q_4^a) \right\rangle_{\text{CFT} \otimes mn}}{\left\langle \sigma_{g_m^{-1}}(q_1^b) \sigma_{g_m}(p_1) \right\rangle_{\text{CFT} \otimes m}^n \left\langle \sigma_{g_m^{-1}}(p_4) \sigma_{g_m}(q_4^a) \right\rangle_{\text{CFT} \otimes m}^n} \\
&\quad + \frac{1}{1-n} \log \frac{\left\langle \sigma_{g_B}(p_5) \sigma_{g_B^{-1}}(q_5^a) \right\rangle_{\text{CFT} \otimes mn} \left\langle \sigma_{g_A^{-1}}(p_8) \sigma_{g_A}(q_8^b) \right\rangle_{\text{CFT} \otimes mn}}{\left\langle \sigma_{g_m}(p_5) \sigma_{g_m^{-1}}(q_5^a) \right\rangle_{\text{CFT} \otimes m}^n \left\langle \sigma_{g_m^{-1}}(p_8) \sigma_{g_m}(q_8^b) \right\rangle_{\text{CFT} \otimes m}^n} \\
&\quad + \frac{1}{1-n} \log \frac{\left\langle \sigma_{g_A^{-1}}(p_2) \sigma_{g_B}(p_3) \sigma_{g_B^{-1}}(p_6) \sigma_{g_A}(p_7) \right\rangle_{\text{CFT} \otimes mn}}{\left\langle \sigma_{g_m^{-1}}(p_2) \sigma_{g_m}(p_3) \sigma_{g_m^{-1}}(p_6) \sigma_{g_m}(p_7) \right\rangle_{\text{CFT} \otimes m}^n} \\
&= \frac{1}{1-n} \log \frac{\left\langle \sigma_{g_A^{-1}}(p_2) \sigma_{g_B}(p_3) \sigma_{g_B^{-1}}(p_6) \sigma_{g_A}(p_7) \right\rangle_{\text{CFT} \otimes mn}}{\left\langle \sigma_{g_m^{-1}}(p_2) \sigma_{g_m}(p_3) \sigma_{g_m^{-1}}(p_6) \sigma_{g_m}(p_7) \right\rangle_{\text{CFT} \otimes m}^n}, \tag{112}
\end{aligned}$$

Configuration (d):

$$\begin{aligned}
S_R^{(n,m)}(A : B) &= 2 \frac{1}{1-n} \log \frac{\left\langle \sigma_{g_A}(p_1) \sigma_{g_A^{-1}}(p_2) \sigma_{g_B}(p_3) \sigma_{g_B^{-1}}(p_4) \right\rangle_{\text{BCFT} \otimes mn}}{\left\langle \sigma_{g_m}(p_1) \sigma_{g_m^{-1}}(p_2) \sigma_{g_m}(p_3) \sigma_{g_m^{-1}}(p_4) \right\rangle_{\text{BCFT} \otimes m}^n} \\
&= 2 \frac{1}{1-n} \log \frac{\left\langle \sigma_{g_A}(p_1) \right\rangle_{\text{BCFT} \otimes mn} \left\langle \sigma_{g_A^{-1}}(p_2) \sigma_{g_B}(p_3) \right\rangle_{\text{BCFT} \otimes mn} \left\langle \sigma_{g_B^{-1}}(p_4) \right\rangle_{\text{BCFT} \otimes mn}}{\left\langle \sigma_{g_m}(p_1) \right\rangle_{\text{BCFT} \otimes m}^n \left\langle \sigma_{g_m^{-1}}(p_2) \sigma_{g_m}(p_3) \right\rangle_{\text{BCFT} \otimes m}^n \left\langle \sigma_{g_m^{-1}}(p_4) \right\rangle_{\text{BCFT} \otimes m}^n} \\
&= 2 \frac{1}{1-n} \log \frac{\left\langle \sigma_{g_A^{-1}}(q_1^b) \sigma_{g_A}(p_1) \right\rangle_{\text{CFT} \otimes mn}}{\left\langle \sigma_{g_m^{-1}}(q_1^b) \sigma_{g_m}(p_1) \right\rangle_{\text{CFT} \otimes m}^n} + 2 \frac{1}{1-n} \log \frac{\left\langle \sigma_{g_B^{-1}}(p_4) \sigma_{g_B}(q_4^a) \right\rangle_{\text{CFT} \otimes mn}}{\left\langle \sigma_{g_m^{-1}}(p_4) \sigma_{g_m}(q_4^a) \right\rangle_{\text{CFT} \otimes m}^n} \\
&\quad + 2 \frac{1}{1-n} \log \frac{\left\langle \sigma_{g_A}(q_2^a) \sigma_{g_A^{-1}}(p_2) \sigma_{g_B}(p_3) \sigma_{g_B^{-1}}(q_3^a) \right\rangle_{\text{CFT} \otimes mn}}{\left\langle \sigma_{g_m}(q_2^a) \sigma_{g_m^{-1}}(p_2) \sigma_{g_m}(p_3) \sigma_{g_m^{-1}}(q_3^a) \right\rangle_{\text{CFT} \otimes m}^n} \\
&= 2 \frac{1}{1-n} \log \frac{\left\langle \sigma_{g_A}(q_2^a) \sigma_{g_A^{-1}}(p_2) \sigma_{g_B}(p_3) \sigma_{g_B^{-1}}(q_3^a) \right\rangle_{\text{CFT} \otimes mn}}{\left\langle \sigma_{g_m}(q_2^a) \sigma_{g_m^{-1}}(p_2) \sigma_{g_m}(p_3) \sigma_{g_m^{-1}}(q_3^a) \right\rangle_{\text{CFT} \otimes m}^n}, \tag{113}
\end{aligned}$$

Configuration (e):

$$\begin{aligned}
S_R^{(n,m)}(A : B) &= 2 \frac{1}{1-n} \log \frac{\left\langle \sigma_{g_A}(p_1) \sigma_{g_A^{-1}}(p_2) \sigma_{g_B}(p_3) \sigma_{g_B^{-1}}(p_4) \right\rangle_{\text{BCFT} \otimes mn}}{\left\langle \sigma_{g_m}(p_1) \sigma_{g_m^{-1}}(p_2) \sigma_{g_m}(p_3) \sigma_{g_m^{-1}}(p_4) \right\rangle_{\text{BCFT} \otimes m}^n} \\
&= 2 \frac{1}{1-n} \log \frac{\frac{\left\langle \sigma_{g_A}(p_1) \right\rangle_{\text{BCFT} \otimes mn}}{\left\langle \sigma_{g_m}(p_1) \right\rangle_{\text{BCFT} \otimes m}^n} \frac{\left\langle \sigma_{g_A^{-1}}(p_2) \sigma_{g_B}(p_3) \sigma_{g_B^{-1}}(p_4) \right\rangle_{\text{BCFT} \otimes mn}}{\left\langle \sigma_{g_m^{-1}}(p_2) \sigma_{g_m}(p_3) \sigma_{g_m^{-1}}(p_4) \right\rangle_{\text{BCFT} \otimes m}^n}}{\left\langle \sigma_{g_m^{-1}}(p_2) \sigma_{g_m}(p_3) \sigma_{g_m^{-1}}(p_4) \right\rangle_{\text{BCFT} \otimes m}^n} \\
&= 2 \frac{1}{1-n} \log \frac{\left\langle \sigma_{g_A^{-1}}(q_1^b) \sigma_{g_A}(p_1) \right\rangle_{\text{CFT} \otimes mn}}{\left\langle \sigma_{g_m^{-1}}(q_1^b) \sigma_{g_m}(p_1) \right\rangle_{\text{CFT} \otimes m}^n} \\
&\quad + 2 \frac{1}{1-n} \log \frac{\left\langle \sigma_{g_A^{-1}}(p_2) \sigma_{g_B}(p_3) \sigma_{g_B^{-1}}(p_4) \sigma_{g_B}(q_4^a) \right\rangle_{\text{CFT} \otimes mn}}{\left\langle \sigma_{g_m^{-1}}(p_2) \sigma_{g_m}(p_3) \sigma_{g_m^{-1}}(p_4) \sigma_{g_m}(q_4^a) \right\rangle_{\text{CFT} \otimes m}^n} \\
&= 2 \frac{1}{1-n} \log \frac{\left\langle \sigma_{g_A^{-1}}(p_2) \sigma_{g_B}(p_3) \sigma_{g_B^{-1}}(p_4) \sigma_{g_B}(q_4^a) \right\rangle_{\text{CFT} \otimes mn}}{\left\langle \sigma_{g_m^{-1}}(p_2) \sigma_{g_m}(p_3) \sigma_{g_m^{-1}}(p_4) \sigma_{g_m}(q_4^a) \right\rangle_{\text{CFT} \otimes m}^n}, \tag{114}
\end{aligned}$$

Configuration (g):

$$\begin{aligned}
S_R^{(n,m)}(A : B) &= \frac{1}{1-n} \log \frac{\left\langle \sigma_{g_A}(p_1) \sigma_{g_A^{-1}}(p_2) \sigma_{g_B}(p_3) \sigma_{g_B^{-1}}(p_4) \sigma_{g_B}(p_5) \sigma_{g_B^{-1}}(p_6) \sigma_{g_A}(p_7) \sigma_{g_A^{-1}}(p_8) \right\rangle_{\text{BCFT} \otimes mn}}{\left\langle \sigma_{g_m}(p_1) \sigma_{g_m^{-1}}(p_2) \sigma_{g_m}(p_3) \sigma_{g_m^{-1}}(p_4) \sigma_{g_m}(p_5) \sigma_{g_m^{-1}}(p_6) \sigma_{g_m}(p_7) \sigma_{g_m^{-1}}(p_8) \right\rangle_{\text{BCFT} \otimes m}^n} \\
&= 2 \frac{1}{1-n} \log \frac{\frac{\left\langle \sigma_{g_A}(p_1) \sigma_{g_A^{-1}}(p_2) \sigma_{g_B}(p_3) \right\rangle_{\text{BCFT} \otimes mn}}{\left\langle \sigma_{g_m}(p_1) \sigma_{g_m^{-1}}(p_2) \sigma_{g_m}(p_3) \right\rangle_{\text{BCFT} \otimes m}^n} \frac{\left\langle \sigma_{g_B^{-1}}(p_4) \sigma_{g_B}(p_5) \right\rangle_{\text{BCFT} \otimes mn}}{\left\langle \sigma_{g_m^{-1}}(p_4) \sigma_{g_m}(p_5) \right\rangle_{\text{BCFT} \otimes m}^n}}{\left\langle \sigma_{g_m^{-1}}(p_4) \sigma_{g_m}(p_5) \right\rangle_{\text{BCFT} \otimes m}^n} \\
&= 2 \frac{1}{1-n} \log \frac{\left\langle \sigma_{g_A^{-1}}(q_1^b) \sigma_{g_A}(p_1) \sigma_{g_A^{-1}}(p_2) \sigma_{g_B}(p_3) \right\rangle_{\text{CFT} \otimes mn}}{\left\langle \sigma_{g_m^{-1}}(q_1^b) \sigma_{g_m}(p_1) \sigma_{g_m^{-1}}(p_2) \sigma_{g_m}(p_3) \right\rangle_{\text{CFT} \otimes m}^n}, \tag{115}
\end{aligned}$$

Configuration (h):

$$\begin{aligned}
S_R^{(n,m)}(A : B) &= \frac{1}{1-n} \log \frac{\left\langle \sigma_{g_A}(p_1) \sigma_{g_A^{-1}}(p_2) \sigma_{g_B}(p_3) \sigma_{g_B^{-1}}(p_4) \sigma_{g_B}(p_5) \sigma_{g_B^{-1}}(p_6) \sigma_{g_A}(p_7) \sigma_{g_A^{-1}}(p_8) \right\rangle_{\text{BCFT} \otimes mn}}{\left\langle \sigma_{g_m}(p_1) \sigma_{g_m^{-1}}(p_2) \sigma_{g_m}(p_3) \sigma_{g_m^{-1}}(p_4) \sigma_{g_m}(p_5) \sigma_{g_m^{-1}}(p_6) \sigma_{g_m}(p_7) \sigma_{g_m^{-1}}(p_8) \right\rangle_{\text{BCFT} \otimes m}^n} \\
&= 2 \frac{1}{1-n} \log \frac{\frac{\left\langle \sigma_{g_A}(p_1) \right\rangle_{\text{BCFT} \otimes mn}}{\left\langle \sigma_{g_m}(p_1) \right\rangle_{\text{BCFT} \otimes m}^n} \frac{\left\langle \sigma_{g_A^{-1}}(p_2) \sigma_{g_B}(p_3) \right\rangle_{\text{BCFT} \otimes mn}}{\left\langle \sigma_{g_m^{-1}}(p_2) \sigma_{g_m}(p_3) \right\rangle_{\text{BCFT} \otimes m}^n}}{\left\langle \sigma_{g_m^{-1}}(p_2) \sigma_{g_m}(p_3) \right\rangle_{\text{BCFT} \otimes m}^n} \\
&\quad + \frac{1}{1-n} \log \frac{\left\langle \sigma_{g_B^{-1}}(p_4) \sigma_{g_B}(p_5) \right\rangle_{\text{BCFT} \otimes mn}}{\left\langle \sigma_{g_m^{-1}}(p_4) \sigma_{g_m}(p_5) \right\rangle_{\text{BCFT} \otimes m}^n} \\
&= 2 \frac{1}{1-n} \log \frac{\left\langle \sigma_{g_A}(q_2^b) \sigma_{g_A^{-1}}(p_2) \sigma_{g_B}(p_3) \sigma_{g_B^{-1}}(q_3^b) \right\rangle_{\text{CFT} \otimes mn}}{\left\langle \sigma_{g_m}(q_2^b) \sigma_{g_m^{-1}}(p_2) \sigma_{g_m}(p_3) \sigma_{g_m^{-1}}(q_3^b) \right\rangle_{\text{CFT} \otimes m}^n}, \tag{116}
\end{aligned}$$

Configuration (i):

$$\begin{aligned}
S_R^{(n,m)}(A : B) &= \frac{1}{1-n} \log \frac{\left\langle \sigma_{g_A}(p_1) \sigma_{g_A^{-1}}(p_2) \sigma_{g_B}(p_3) \sigma_{g_B^{-1}}(p_4) \sigma_{g_B}(p_5) \sigma_{g_B^{-1}}(p_6) \sigma_{g_A}(p_7) \sigma_{g_A^{-1}}(p_8) \right\rangle_{\text{BCFT} \otimes mn}}{\left\langle \sigma_{g_m}(p_1) \sigma_{g_m^{-1}}(p_2) \sigma_{g_m}(p_3) \sigma_{g_m^{-1}}(p_4) \sigma_{g_m}(p_5) \sigma_{g_m^{-1}}(p_6) \sigma_{g_m}(p_7) \sigma_{g_m^{-1}}(p_8) \right\rangle_{\text{BCFT} \otimes m}^n} \\
&= \frac{1}{1-n} \log \frac{\left\langle \sigma_{g_A}(p_1) \right\rangle_{\text{BCFT} \otimes mn} \left\langle \sigma_{g_A^{-1}}(p_8) \right\rangle_{\text{BCFT} \otimes mn}}{\left\langle \sigma_{g_m}(p_1) \right\rangle_{\text{BCFT} \otimes m}^n \left\langle \sigma_{g_m^{-1}}(p_8) \right\rangle_{\text{BCFT} \otimes m}^n} \\
&\quad + \frac{1}{1-n} \log \frac{\left\langle \sigma_{g_A^{-1}}(p_2) \sigma_{g_B}(p_3) \sigma_{g_B^{-1}}(p_6) \sigma_{g_A}(p_7) \right\rangle_{\text{BCFT} \otimes mn}}{\left\langle \sigma_{g_m^{-1}}(p_2) \sigma_{g_m}(p_3) \sigma_{g_m^{-1}}(p_6) \sigma_{g_m}(p_7) \right\rangle_{\text{BCFT} \otimes m}^n} \\
&\quad + \frac{1}{1-n} \log \frac{\left\langle \sigma_{g_B^{-1}}(p_4) \sigma_{g_B}(p_5) \right\rangle_{\text{BCFT} \otimes mn}}{\left\langle \sigma_{g_m^{-1}}(p_4) \sigma_{g_m}(p_5) \right\rangle_{\text{BCFT} \otimes m}^n} \\
&= \frac{1}{1-n} \log \frac{\left\langle \sigma_{g_A^{-1}}(p_2) \sigma_{g_B}(p_3) \sigma_{g_B^{-1}}(p_6) \sigma_{g_A}(p_7) \right\rangle_{\text{CFT} \otimes mn}}{\left\langle \sigma_{g_m^{-1}}(p_2) \sigma_{g_m}(p_3) \sigma_{g_m^{-1}}(p_6) \sigma_{g_m}(p_7) \right\rangle_{\text{CFT} \otimes m}^n}. \tag{117}
\end{aligned}$$

Configuration (j):

$$\begin{aligned}
S_R^{(n,m)}(A : B) &= \frac{1}{1-n} \log \frac{\left\langle \sigma_{g_A}(p_1) \sigma_{g_A^{-1}}(p_2) \sigma_{g_B}(p_3) \sigma_{g_B^{-1}}(p_4) \sigma_{g_B}(p_5) \sigma_{g_B^{-1}}(p_6) \sigma_{g_A}(p_7) \sigma_{g_A^{-1}}(p_8) \right\rangle_{\text{BCFT} \otimes mn}}{\left\langle \sigma_{g_m}(p_1) \sigma_{g_m^{-1}}(p_2) \sigma_{g_m}(p_3) \sigma_{g_m^{-1}}(p_4) \sigma_{g_m}(p_5) \sigma_{g_m^{-1}}(p_6) \sigma_{g_m}(p_7) \sigma_{g_m^{-1}}(p_8) \right\rangle_{\text{BCFT} \otimes m}^n} \\
&= \frac{1}{1-n} \log \frac{\left\langle \sigma_{g_A}(p_1) \right\rangle_{\text{BCFT} \otimes mn}}{\left\langle \sigma_{g_m}(p_1) \right\rangle_{\text{BCFT} \otimes mn}^n} \\
&\quad + \frac{1}{1-n} \log \frac{\left\langle \sigma_{g_A^{-1}}(p_2) \sigma_{g_B}(p_3) \sigma_{g_B^{-1}}(p_4) \sigma_{g_B}(p_5) \sigma_{g_B^{-1}}(p_6) \sigma_{g_A}(p_7) \right\rangle_{\text{BCFT} \otimes mn}}{\left\langle \sigma_{g_m^{-1}}(p_2) \sigma_{g_m}(p_3) \sigma_{g_m^{-1}}(p_4) \sigma_{g_m}(p_5) \sigma_{g_m^{-1}}(p_6) \sigma_{g_m}(p_7) \right\rangle_{\text{BCFT} \otimes m}^n} \\
&= \frac{1}{1-n} \log \frac{\left\langle \sigma_{g_A^{-1}}(p_2) \sigma_{g_B}(p_3) \sigma_{g_B^{-1}}(p_4) \sigma_{g_B}(p_5) \sigma_{g_B^{-1}}(p_6) \sigma_{g_A}(p_7) \right\rangle_{\text{CFT} \otimes mn}}{\left\langle \sigma_{g_m^{-1}}(p_2) \sigma_{g_m}(p_3) \sigma_{g_m^{-1}}(p_4) \sigma_{g_m}(p_5) \sigma_{g_m^{-1}}(p_6) \sigma_{g_m}(p_7) \right\rangle_{\text{CFT} \otimes m}^n}, \tag{118}
\end{aligned}$$

Configuration (k):

$$\begin{aligned}
S_R^{(n,m)}(A : B) &= \frac{1}{1-n} \log \frac{\left\langle \sigma_{g_A}(p_1) \sigma_{g_A^{-1}}(p_2) \sigma_{g_B}(p_3) \sigma_{g_B^{-1}}(p_4) \sigma_{g_B}(p_5) \sigma_{g_B^{-1}}(p_6) \sigma_{g_A}(p_7) \sigma_{g_A^{-1}}(p_8) \right\rangle_{\text{BCFT} \otimes mn}}{\left\langle \sigma_{g_m}(p_1) \sigma_{g_m^{-1}}(p_2) \sigma_{g_m}(p_3) \sigma_{g_m^{-1}}(p_4) \sigma_{g_m}(p_5) \sigma_{g_m^{-1}}(p_6) \sigma_{g_m}(p_7) \sigma_{g_m^{-1}}(p_8) \right\rangle_{\text{BCFT} \otimes m}^n} \\
&= \frac{1}{1-n} \log \frac{\left\langle \sigma_{g_A}(p_1) \sigma_{g_A^{-1}}(p_2) \sigma_{g_B}(p_3) \sigma_{g_B^{-1}}(p_6) \sigma_{g_A}(p_7) \sigma_{g_A^{-1}}(p_8) \right\rangle_{\text{BCFT} \otimes mn}}{\left\langle \sigma_{g_m}(p_1) \sigma_{g_m^{-1}}(p_2) \sigma_{g_m}(p_3) \sigma_{g_m^{-1}}(p_6) \sigma_{g_m}(p_7) \sigma_{g_m^{-1}}(p_8) \right\rangle_{\text{BCFT} \otimes m}^n} \\
&\quad + \frac{1}{1-n} \log \frac{\left\langle \sigma_{g_B^{-1}}(p_4) \sigma_{g_B}(p_5) \right\rangle_{\text{BCFT} \otimes mn}}{\left\langle \sigma_{g_m^{-1}}(p_4) \sigma_{g_m}(p_5) \right\rangle_{\text{BCFT} \otimes m}^n} \\
&= \frac{1}{1-n} \log \frac{\left\langle \sigma_{g_A}(p_1) \sigma_{g_A^{-1}}(p_2) \sigma_{g_B}(p_3) \sigma_{g_B^{-1}}(p_6) \sigma_{g_A}(p_7) \sigma_{g_A^{-1}}(p_8) \right\rangle_{\text{CFT} \otimes mn}}{\left\langle \sigma_{g_m}(p_1) \sigma_{g_m^{-1}}(p_2) \sigma_{g_m}(p_3) \sigma_{g_m^{-1}}(p_6) \sigma_{g_m}(p_7) \sigma_{g_m^{-1}}(p_8) \right\rangle_{\text{CFT} \otimes m}^n}, \tag{119}
\end{aligned}$$

Configuration (l):

$$\begin{aligned}
S_R^{(n,m)}(A : B) &= \frac{1}{1-n} \log \frac{\left\langle \sigma_{g_A}(p_1) \sigma_{g_A^{-1}}(p_2) \sigma_{g_B}(p_3) \sigma_{g_B^{-1}}(p_4) \sigma_{g_B}(p_5) \sigma_{g_B^{-1}}(p_6) \sigma_{g_A}(p_7) \sigma_{g_A^{-1}}(p_8) \right\rangle_{\text{BCFT} \otimes mn}}{\left\langle \sigma_{g_m}(p_1) \sigma_{g_m^{-1}}(p_2) \sigma_{g_m}(p_3) \sigma_{g_m^{-1}}(p_4) \sigma_{g_m}(p_5) \sigma_{g_m^{-1}}(p_6) \sigma_{g_m}(p_7) \sigma_{g_m^{-1}}(p_8) \right\rangle_{\text{BCFT} \otimes m}^n} \\
&= \frac{1}{1-n} \log \frac{\left\langle \sigma_{g_A}(p_1) \sigma_{g_A^{-1}}(p_8) \right\rangle_{\text{BCFT} \otimes mn}}{\left\langle \sigma_{g_m^{-1}}(p_4) \sigma_{g_m}(p_5) \right\rangle_{\text{BCFT} \otimes m}^n} \\
&\quad + \frac{1}{1-n} \log \frac{\left\langle \sigma_{g_A^{-1}}(p_2) \sigma_{g_B}(p_3) \sigma_{g_B^{-1}}(p_6) \sigma_{g_A}(p_7) \right\rangle_{\text{BCFT} \otimes mn}}{\left\langle \sigma_{g_m^{-1}}(p_2) \sigma_{g_m}(p_3) \sigma_{g_m^{-1}}(p_6) \sigma_{g_m}(p_7) \right\rangle_{\text{BCFT} \otimes m}^n} \\
&\quad + \frac{1}{1-n} \log \frac{\left\langle \sigma_{g_B^{-1}}(p_4) \sigma_{g_B}(p_5) \right\rangle_{\text{BCFT} \otimes mn}}{\left\langle \sigma_{g_m^{-1}}(p_4) \sigma_{g_m}(p_5) \right\rangle_{\text{BCFT} \otimes m}^n} \\
&= \frac{1}{1-n} \log \frac{\left\langle \sigma_{g_A^{-1}}(p_2) \sigma_{g_B}(p_3) \sigma_{g_B^{-1}}(p_6) \sigma_{g_A}(p_7) \right\rangle_{\text{CFT} \otimes mn}}{\left\langle \sigma_{g_m^{-1}}(p_2) \sigma_{g_m}(p_3) \sigma_{g_m^{-1}}(p_6) \sigma_{g_m}(p_7) \right\rangle_{\text{CFT} \otimes m}^n}, \tag{120}
\end{aligned}$$

Configuration (p):

$$\begin{aligned}
S_R^{(n,m)}(A : B) &= \frac{1}{1-n} \log \frac{\left\langle \sigma_{g_A}(p_1) \sigma_{g_A^{-1}}(p_2) \sigma_{g_B}(p_3) \sigma_{g_B^{-1}}(p_4) \sigma_{g_B}(p_5) \sigma_{g_B^{-1}}(p_6) \sigma_{g_A}(p_7) \sigma_{g_A^{-1}}(p_8) \right\rangle_{\text{BCFT} \otimes mn}}{\left\langle \sigma_{g_m}(p_1) \sigma_{g_m^{-1}}(p_2) \sigma_{g_m}(p_3) \sigma_{g_m^{-1}}(p_4) \sigma_{g_m}(p_5) \sigma_{g_m^{-1}}(p_6) \sigma_{g_m}(p_7) \sigma_{g_m^{-1}}(p_8) \right\rangle_{\text{BCFT} \otimes m}^n} \\
&= \frac{1}{1-n} \log \frac{\left\langle \sigma_{g_A}(p_1) \sigma_{g_A^{-1}}(p_8) \right\rangle_{\text{BCFT} \otimes mn}}{\left\langle \sigma_{g_m}(p_1) \sigma_{g_m^{-1}}(p_8) \right\rangle_{\text{BCFT} \otimes m}^n} + 2 \frac{1}{1-n} \log \frac{\left\langle \sigma_{g_A^{-1}}(p_2) \sigma_{g_B}(p_3) \right\rangle_{\text{BCFT} \otimes mn}}{\left\langle \sigma_{g_m^{-1}}(p_2) \sigma_{g_m}(p_3) \right\rangle_{\text{BCFT} \otimes m}^n} \\
&\quad + \frac{1}{1-n} \log \frac{\left\langle \sigma_{g_B^{-1}}(p_4) \right\rangle_{\text{BCFT} \otimes mn} \left\langle \sigma_{g_B}(p_5) \right\rangle_{\text{BCFT} \otimes mn}}{\left\langle \sigma_{g_m^{-1}}(p_4) \right\rangle_{\text{BCFT} \otimes m}^n \left\langle \sigma_{g_m}(p_5) \right\rangle_{\text{BCFT} \otimes m}^n} \\
&= 2 \frac{1}{1-n} \log \frac{\left\langle \sigma_{g_A}(q_2^a) \sigma_{g_A^{-1}}(p_2) \sigma_{g_B}(p_3) \sigma_{g_B^{-1}}(q_3^a) \right\rangle_{\text{CFT} \otimes mn}}{\left\langle \sigma_{g_m}(q_2^a) \sigma_{g_m^{-1}}(p_2) \sigma_{g_m}(p_3) \sigma_{g_m^{-1}}(q_3^a) \right\rangle_{\text{CFT} \otimes m}^n}, \tag{124}
\end{aligned}$$

Configuration (q):

$$\begin{aligned}
S_R^{(n,m)}(A : B) &= \frac{1}{1-n} \log \frac{\left\langle \sigma_{g_A}(p_1) \sigma_{g_A^{-1}}(p_2) \sigma_{g_B}(p_3) \sigma_{g_B^{-1}}(p_4) \sigma_{g_B}(p_5) \sigma_{g_B^{-1}}(p_6) \sigma_{g_A}(p_7) \sigma_{g_A^{-1}}(p_8) \right\rangle_{\text{BCFT} \otimes mn}}{\left\langle \sigma_{g_m}(p_1) \sigma_{g_m^{-1}}(p_2) \sigma_{g_m}(p_3) \sigma_{g_m^{-1}}(p_4) \sigma_{g_m}(p_5) \sigma_{g_m^{-1}}(p_6) \sigma_{g_m}(p_7) \sigma_{g_m^{-1}}(p_8) \right\rangle_{\text{BCFT} \otimes m}^n} \\
&= \frac{1}{1-n} \log \frac{\left\langle \sigma_{g_A}(p_1) \sigma_{g_A^{-1}}(p_8) \right\rangle_{\text{BCFT} \otimes mn}}{\left\langle \sigma_{g_m}(p_1) \sigma_{g_m^{-1}}(p_8) \right\rangle_{\text{BCFT} \otimes m}^n} \\
&\quad + \frac{1}{1-n} \log \frac{\left\langle \sigma_{g_A^{-1}}(p_2) \sigma_{g_B}(p_3) \sigma_{g_B^{-1}}(p_6) \sigma_{g_A}(p_7) \right\rangle_{\text{BCFT} \otimes mn}}{\left\langle \sigma_{g_m^{-1}}(p_2) \sigma_{g_m}(p_3) \sigma_{g_m^{-1}}(p_6) \sigma_{g_m}(p_7) \right\rangle_{\text{BCFT} \otimes m}^n} \\
&\quad + \frac{1}{1-n} \log \frac{\left\langle \sigma_{g_B^{-1}}(p_4) \right\rangle_{\text{BCFT} \otimes mn} \left\langle \sigma_{g_B}(p_5) \right\rangle_{\text{BCFT} \otimes mn}}{\left\langle \sigma_{g_m^{-1}}(p_4) \right\rangle_{\text{BCFT} \otimes m}^n \left\langle \sigma_{g_m}(p_5) \right\rangle_{\text{BCFT} \otimes m}^n} \\
&= \frac{1}{1-n} \log \frac{\left\langle \sigma_{g_A^{-1}}(p_2) \sigma_{g_B}(p_3) \sigma_{g_B^{-1}}(p_6) \sigma_{g_A}(p_7) \right\rangle_{\text{CFT} \otimes mn}}{\left\langle \sigma_{g_m^{-1}}(p_2) \sigma_{g_m}(p_3) \sigma_{g_m^{-1}}(p_6) \sigma_{g_m}(p_7) \right\rangle_{\text{CFT} \otimes m}^n}, \tag{125}
\end{aligned}$$

References

- [1] S.W. Hawking, *Particle Creation by Black Holes*, *Commun. Math. Phys.* **43** (1975) 199. 3
- [2] S.W. Hawking, *Breakdown of Predictability in Gravitational Collapse*, *Phys. Rev. D* **14** (1976) 2460. 3
- [3] D.N. Page, *Information in black hole radiation*, *Phys. Rev. Lett.* **71** (1993) 3743 [[hep-th/9306083](#)]. 3
- [4] D.N. Page, *Time Dependence of Hawking Radiation Entropy*, *JCAP* **09** (2013) 028 [[1301.4995](#)]. 3
- [5] D.N. Page, *Average entropy of a subsystem*, *Phys. Rev. Lett.* **71** (1993) 1291 [[gr-qc/9305007](#)]. 3

- [6] S. Ryu and T. Takayanagi, *Holographic derivation of entanglement entropy from AdS/CFT*, *Phys. Rev. Lett.* **96** (2006) 181602 [[hep-th/0603001](#)]. 3
- [7] S. Ryu and T. Takayanagi, *Aspects of Holographic Entanglement Entropy*, *JHEP* **08** (2006) 045 [[hep-th/0605073](#)]. 3
- [8] V.E. Hubeny, M. Rangamani and T. Takayanagi, *A Covariant holographic entanglement entropy proposal*, *JHEP* **07** (2007) 062 [[0705.0016](#)]. 3
- [9] T. Faulkner, A. Lewkowycz and J. Maldacena, *Quantum corrections to holographic entanglement entropy*, *JHEP* **11** (2013) 074 [[1307.2892](#)]. 3
- [10] G. Penington, *Entanglement Wedge Reconstruction and the Information Paradox*, *JHEP* **09** (2020) 002 [[1905.08255](#)]. 3
- [11] A. Almheiri, N. Engelhardt, D. Marolf and H. Maxfield, *The entropy of bulk quantum fields and the entanglement wedge of an evaporating black hole*, *JHEP* **12** (2019) 063 [[1905.08762](#)]. 3
- [12] A. Almheiri, R. Mahajan, J. Maldacena and Y. Zhao, *The Page curve of Hawking radiation from semiclassical geometry*, *JHEP* **03** (2020) 149 [[1908.10996](#)]. 3, 5
- [13] A. Almheiri, R. Mahajan and J. Maldacena, *Islands outside the horizon*, [1910.11077](#). 3, 5
- [14] A. Almheiri, T. Hartman, J. Maldacena, E. Shaghoulian and A. Tajdini, *The entropy of Hawking radiation*, *Rev. Mod. Phys.* **93** (2021) 035002 [[2006.06872](#)]. 3
- [15] G. Penington, S.H. Shenker, D. Stanford and Z. Yang, *Replica wormholes and the black hole interior*, [1911.11977](#). 3
- [16] A. Almheiri, T. Hartman, J. Maldacena, E. Shaghoulian and A. Tajdini, *Replica Wormholes and the Entropy of Hawking Radiation*, *JHEP* **05** (2020) 013 [[1911.12333](#)]. 3
- [17] K. Kawabata, T. Nishioka, Y. Okuyama and K. Watanabe, *Replica wormholes and capacity of entanglement*, *JHEP* **10** (2021) 227 [[2105.08396](#)]. 3
- [18] T. Takayanagi, *Holographic Dual of BCFT*, *Phys. Rev. Lett.* **107** (2011) 101602 [[1105.5165](#)]. 3
- [19] T. Anous, M. Meineri, P. Pelliconi and J. Sonner, *Sailing past the End of the World and discovering the Island*, [2202.11718](#). 3
- [20] K. Suzuki and T. Takayanagi, *BCFT and Islands in Two Dimensions*, [2202.08462](#). 3
- [21] A. Karch and L. Randall, *Locally localized gravity*, *JHEP* **05** (2001) 008 [[hep-th/0011156](#)]. 3
- [22] A. Karch and L. Randall, *Open and closed string interpretation of SUSY CFT's on branes with boundaries*, *JHEP* **06** (2001) 063 [[hep-th/0105132](#)]. 3
- [23] H. Geng, S. Lüster, R.K. Mishra and D. Wakeham, *Holographic BCFTs and Communicating Black Holes*, *jhep* **08** (2021) 003 [[2104.07039](#)]. 3, 4, 5, 11, 12, 13, 29, 36
- [24] H. Geng, A. Karch, C. Perez-Pardavila, S. Raju, L. Randall, M. Riojas et al., *Information Transfer with a Gravitating Bath*, *SciPost Phys.* **10** (2021) 103 [[2012.04671](#)]. 3
- [25] I. Akal, Y. Kusuki, T. Takayanagi and Z. Wei, *Codimension two holography for wedges*, *Phys. Rev. D* **102** (2020) 126007 [[2007.06800](#)]. 4
- [26] R.-X. Miao, *An Exact Construction of Codimension two Holography*, *JHEP* **01** (2021) 150 [[2009.06263](#)]. 4

- [27] G. Vidal and R.F. Werner, *Computable measure of entanglement*, *Phys. Rev. A* **65** (2002) 032314 [[quant-ph/0102117](#)]. 4, 6
- [28] B.M. Terhal, M. Horodecki, D.W. Leung and D.P. DiVincenzo, *The entanglement of purification*, *Journal of Mathematical Physics* **43** (2002) 4286–4298. 4
- [29] M.B. Plenio and S. Virmani, *An Introduction to entanglement measures*, *Quant. Inf. Comput.* **7** (2007) 1 [[quant-ph/0504163](#)]. 4
- [30] R. Horodecki, P. Horodecki, M. Horodecki and K. Horodecki, *Quantum entanglement*, *Rev. Mod. Phys.* **81** (2009) 865 [[quant-ph/0702225](#)]. 4
- [31] S. Dutta and T. Faulkner, *A canonical purification for the entanglement wedge cross-section*, *JHEP* **03** (2021) 178 [[1905.00577](#)]. 4, 6, 7, 30, 31, 49
- [32] P. Calabrese, J. Cardy and E. Tonni, *Entanglement negativity in quantum field theory*, *Phys. Rev. Lett.* **109** (2012) 130502 [[1206.3092](#)]. 4
- [33] P. Calabrese, J. Cardy and E. Tonni, *Entanglement negativity in extended systems: A field theoretical approach*, *J. Stat. Mech.* **1302** (2013) P02008 [[1210.5359](#)]. 4
- [34] P. Calabrese, J. Cardy and E. Tonni, *Finite temperature entanglement negativity in conformal field theory*, *J. Phys. A* **48** (2015) 015006 [[1408.3043](#)]. 4
- [35] H. Hirai, K. Tamaoka and T. Yokoya, *Towards Entanglement of Purification for Conformal Field Theories*, *PTEP* **2018** (2018) 063B03 [[1803.10539](#)]. 4
- [36] P. Caputa, M. Miyaji, T. Takayanagi and K. Umemoto, *Holographic Entanglement of Purification from Conformal Field Theories*, *Phys. Rev. Lett.* **122** (2019) 111601 [[1812.05268](#)]. 4
- [37] M. Rangamani and M. Rota, *Comments on Entanglement Negativity in Holographic Field Theories*, *JHEP* **10** (2014) 060 [[1406.6989](#)]. 4
- [38] P. Chaturvedi, V. Malvimat and G. Sengupta, *Holographic Quantum Entanglement Negativity*, *JHEP* **05** (2018) 172 [[1609.06609](#)]. 4
- [39] P. Chaturvedi, V. Malvimat and G. Sengupta, *Entanglement negativity, Holography and Black holes*, *Eur. Phys. J. C* **78** (2018) 499 [[1602.01147](#)]. 4
- [40] P. Jain, V. Malvimat, S. Mondal and G. Sengupta, *Holographic entanglement negativity conjecture for adjacent intervals in AdS_3/CFT_2* , *Phys. Lett. B* **793** (2019) 104 [[1707.08293](#)]. 4
- [41] T. Takayanagi and K. Umemoto, *Entanglement of purification through holographic duality*, *Nature Phys.* **14** (2018) 573 [[1708.09393](#)]. 4, 7
- [42] V. Malvimat, S. Mondal, B. Paul and G. Sengupta, *Holographic entanglement negativity for disjoint intervals in AdS_3/CFT_2* , *Eur. Phys. J. C* **79** (2019) 191 [[1810.08015](#)]. 4
- [43] V. Malvimat, S. Mondal, B. Paul and G. Sengupta, *Covariant holographic entanglement negativity for disjoint intervals in AdS_3/CFT_2* , *Eur. Phys. J. C* **79** (2019) 514 [[1812.03117](#)]. 4
- [44] J. Kudler-Flam and S. Ryu, *Entanglement negativity and minimal entanglement wedge cross sections in holographic theories*, *Phys. Rev. D* **99** (2019) 106014 [[1808.00446](#)]. 4
- [45] Y. Kusuki, J. Kudler-Flam and S. Ryu, *Derivation of holographic negativity in AdS_3/CFT_2* , *Phys. Rev. Lett.* **123** (2019) 131603 [[1907.07824](#)]. 4

- [46] J. Kumar Basak, V. Malvimat, H. Parihar, B. Paul and G. Sengupta, *On minimal entanglement wedge cross section for holographic entanglement negativity*, [2002.10272](#). 4
- [47] J. Kumar Basak, H. Parihar, B. Paul and G. Sengupta, *Covariant holographic negativity from the entanglement wedge in AdS_3/CFT_2* , [2102.05676](#). 4
- [48] X. Dong, X.-L. Qi and M. Walter, *Holographic entanglement negativity and replica symmetry breaking*, *JHEP* **06** (2021) 024 [[2101.11029](#)]. 4
- [49] D. Basu, A. Chandra, H. Parihar and G. Sengupta, *Entanglement Negativity in Flat Holography*, *SciPost Phys.* **12** (2022) 074 [[2102.05685](#)]. 4
- [50] D. Basu, A. Chandra, V. Raj and G. Sengupta, *Entanglement wedge in flat holography and entanglement negativity*, *SciPost Phys. Core* **5** (2022) 013 [[2106.14896](#)]. 4
- [51] D. Basu, H. Parihar, V. Raj and G. Sengupta, *Entanglement negativity, reflected entropy, and anomalous gravitation*, *Phys. Rev. D* **105** (2022) 086013 [[2202.00683](#)]. 4
- [52] M. Afrasiar, J. Kumar Basak, A. Chandra and G. Sengupta, *Islands for Entanglement Negativity in Communicating Black Holes*, [2205.07903](#). 4, 42, 45, 49
- [53] V. Chandrasekaran, M. Miyaji and P. Rath, *Including contributions from entanglement islands to the reflected entropy*, *Phys. Rev. D* **102** (2020) 086009 [[2006.10754](#)]. 4
- [54] T. Li, J. Chu and Y. Zhou, *Reflected Entropy for an Evaporating Black Hole*, *JHEP* **11** (2020) 155 [[2006.10846](#)]. 4
- [55] Y. Ling, P. Liu, Y. Liu, C. Niu, Z.-Y. Xian and C.-Y. Zhang, *Reflected entropy in double holography*, *JHEP* **02** (2022) 037 [[2109.09243](#)]. 4
- [56] C. Akers, T. Faulkner, S. Lin and P. Rath, *Reflected entropy in random tensor networks II: a topological index from the canonical purification*, [2210.15006](#). 4
- [57] C. Akers, T. Faulkner, S. Lin and P. Rath, *The Page Curve for Reflected Entropy*, [2201.11730](#). 4, 6
- [58] S. Vardhan, J. Kudler-Flam, H. Shapourian and H. Liu, *Mixed-state entanglement and information recovery in thermalized states and evaporating black holes*, [2112.00020](#). 4
- [59] P. Hayden, O. Parrikar and J. Sorce, *The Markov gap for geometric reflected entropy*, *JHEP* **10** (2021) 047 [[2107.00009](#)]. 4, 7, 8, 42, 49
- [60] P. Bueno and H. Casini, *Reflected entropy for free scalars*, *JHEP* **11** (2020) 148 [[2008.11373](#)]. 4
- [61] H.A. Camargo, L. Hackl, M.P. Heller, A. Jahn and B. Windt, *Long Distance Entanglement of Purification and Reflected Entropy in Conformal Field Theory*, *Phys. Rev. Lett.* **127** (2021) 141604 [[2102.00013](#)]. 4
- [62] P. Bueno and H. Casini, *Reflected entropy, symmetries and free fermions*, *JHEP* **05** (2020) 103 [[2003.09546](#)]. 4
- [63] H.-S. Jeong, K.-Y. Kim and M. Nishida, *Reflected Entropy and Entanglement Wedge Cross Section with the First Order Correction*, *JHEP* **12** (2019) 170 [[1909.02806](#)]. 4, 6, 25, 28
- [64] M. Rozali, J. Sully, M. Van Raamsdonk, C. Waddell and D. Wakeham, *Information radiation in BCFT models of black holes*, *JHEP* **05** (2020) 004 [[1910.12836](#)]. 5
- [65] H. Geng, A. Karch, C. Perez-Pardavila, S. Raju, L. Randall, M. Riojas et al., *Inconsistency of Islands in Theories with Long-Range Gravity*, [2107.03390](#). 5

- [66] Y. Kusuki and K. Tamaoka, *Entanglement Wedge Cross Section from CFT: Dynamics of Local Operator Quench*, *JHEP* **02** (2020) 017 [[1909.06790](#)]. 6
- [67] C. Akers, T. Faulkner, S. Lin and P. Rath, *Reflected entropy in random tensor networks*, *JHEP* **05** (2022) 162 [[2112.09122](#)]. 6
- [68] B.M. Terhal, M. Horodecki, D.W. Leung and D.P. DiVincenzo, *The entanglement of purification*, *Journal of Mathematical Physics* **43** (2002) 4286. 6
- [69] K. Tamaoka, *Entanglement Wedge Cross Section from the Dual Density Matrix*, *Phys. Rev. Lett.* **122** (2019) 141601 [[1809.09109](#)]. 6
- [70] M.B. Plenio, *Logarithmic Negativity: A Full Entanglement Monotone That is not Convex*, *Phys. Rev. Lett.* **95** (2005) 090503 [[quant-ph/0505071](#)]. 6
- [71] B. Czech, J.L. Karczmarek, F. Nogueira and M. Van Raamsdonk, *The Gravity Dual of a Density Matrix*, *Class. Quant. Grav.* **29** (2012) 155009 [[1204.1330](#)]. 6
- [72] B. Chen, Y. Liu and B. Yu, *Reflected Entropy in $AdS_3/WCFT$* , [2205.05582](#). 7
- [73] A. Lewkowycz and J. Maldacena, *Generalized gravitational entropy*, *JHEP* **08** (2013) 090 [[1304.4926](#)]. 7
- [74] D. Petz, *Sufficient subalgebras and the relative entropy of states of a von Neumann algebra*, *Commun. Math. Phys.* **105** (1986) 123. 8
- [75] O. Fawzi and R. Renner, *Quantum conditional mutual information and approximate markov chains*, *Communications in Mathematical Physics* **340** (2015) 575. 8
- [76] Y. Shao, M.-K. Yuan and Y. Zhou, *Entanglement Negativity and Defect Extremal Surface*, [2206.05951](#). 18, 19, 21, 28, 29, 35, 36, 37
- [77] T. Li, M.-K. Yuan and Y. Zhou, *Defect extremal surface for reflected entropy*, *JHEP* **01** (2022) 018 [[2108.08544](#)]. 18, 19, 21, 35, 37
- [78] J. Basak Kumar, D. Basu, V. Malvimat, H. Parihar and G. Sengupta, *Reflected Entropy and Entanglement Negativity for Holographic Moving Mirrors*, [2204.06015](#). 27
- [79] V. Balasubramanian, B. Craps, M. Khramtsov and E. Shaghoulian, *Submerging islands through thermalization*, *JHEP* **10** (2021) 048 [[2107.14746](#)]. 49
- [80] M. Afrasiar, J. Kumar Basak, A. Chandra and G. Sengupta, *In preparation*, . 49
- [81] Y. Lu and J. Lin, *The Markov gap in the presence of islands*, [2211.06886](#). 49