

Multi-level Parareal algorithm with Averaging

Juliane Rosemeier¹, Terry Haut², and Beth Wingate³

¹University of Exeter

²Lawrence Livermore National Laboratory

³University of Exeter

30 November 2022

Abstract

The present study is an extension of the work done in [16] and [10], where a two-level Parareal method with averaging was examined. The method proposed in this paper is a multi-level Parareal method with arbitrarily many levels, which is not restricted to the two-level case. We give an asymptotic error estimate which reduces to the two-level estimate for the case when only two levels are considered. Introducing more than two levels has important consequences for the averaging procedure, as we choose separate averaging windows for each of the different levels, which is an additional new feature of the present study. The different averaging windows make the proposed method especially appropriate for multi-scale problems, because we can introduce a level for each intrinsic scale of the problem and adapt the averaging procedure such that we reproduce the behavior of the model on the particular scale resolved by the level.

1 Introduction

With complex changes in modern computer architectures comes new challenges for simulation and modeling to develop algorithms that can take advantage of their increased concurrency [13]. The classic problem considered in this paper is the solution to partial differential equations that depend on space and time. One way to increase the computational performance of these problems is to increase the number of grid points in space, but often the time step must be reduced to satisfy stability and/or accuracy constraints, like the CFL condition. In this case, the serial time stepping leads to longer model runs. This is one motivation for introducing parallelization to the time domain and is the central topic of this paper.

In the present study, the focus is on the Parareal method, a time-parallel method first proposed in [14]. Since its publication a lot of research has been done on the method with the aim to exploit the advantages of parallelism in time. For instance [16] and [10] combine Parareal with averaging to solve fluid-dominated problems. Several studies treat the well-known stability issues related to problems of this type, see exemplarily [17] or [21]. Convergence of the Parareal method is also discussed in [9], [8] or [1]. Moreover, the authors of [7] give several interpretations of the Parareal algorithm and especially show its relation to the MGRIT algorithm. Investigations on the error and convergence can be found for example in [20], [19] or [6]. There are also attempts to improve the understanding of hyperbolic or advection-dominated problems, see to [2], [11] or [22] just to name a few.

The problems under consideration in the present study exhibit scale separation and admit the following form

$$\frac{d\mathbf{u}}{dt} + \frac{1}{\varepsilon}\mathcal{L}\mathbf{u} = \mathcal{N}(\mathbf{u}). \quad (1)$$

The linear operator \mathcal{L} is skew Hermitian, i.e. it has purely imaginary eigenvalues and is responsible for temporal oscillations in the solution. The parameter ε is small and makes the system stiff. Especially, the system shows oscillatory stiffness. The term \mathcal{N} is a quadratic non-linearity. In addition, a diffusive term \mathcal{D} can be added in equation (1).

Applying the transformation

$$w(t) = \exp\left(\frac{\mathcal{L}}{\varepsilon}t\right)u(t) \quad (2)$$

to the above system, we can eliminate the linear term. The transformed system denoted as the modulation equation admits the form

$$\frac{d\mathbf{w}}{dt} = \exp\left(\frac{\mathcal{L}}{\varepsilon}t\right) \mathcal{N}\left(\exp\left(-\frac{\mathcal{L}}{\varepsilon}t\right) \mathbf{w}\right). \quad (3)$$

There exist numerous scientific applications which admit the form of equation (1), including examples that occur in atmospheric and oceanic simulations, like the swinging spring [12], also called the elastic pendulum, or rotating shallow water equations [4].

As mentioned above, the skew Hermitian linear operator \mathcal{L} is responsible for fast oscillations in the solutions and therefore for oscillatory stiffness. We have seen above that we can apply a transformation to eliminate linear term. However, as this transformation is still an exact representation of the problem, the oscillations are still part of the solution. This can also be seen by taking higher order derivatives. To further mitigate the oscillatory stiffness we apply averaging techniques.

The basic idea of the averaging techniques applied in the present work is to replace the original problem which exhibits oscillatory stiffness by a problem which is less stiff. We might also say that the averaging smooths the modulation equation. In particular, the right hand side of a time evolution problem, like equation (3), is convolved using a scaled filter function ρ . For the scaling, an averaging window η must be chosen appropriately. Particularly, it must mitigate the fast oscillations while leaving the coarse or mean behavior of the problem unaffected. In addition, the filter function ρ must satisfy certain properties. The ideas of temporal averaging were also investigated in related contexts such as ODEs [18], in the context of heterogeneous multiscale methods ([3], [5]), and in PDEs analysis [4] (add references). In the present work averaging techniques shall be applied to modulation equations to construct coarse propagators for a Multi-level Parareal method.

The Parareal method was first presented in [14]. It is a time-parallel method with two levels. For the exposition in this study we enumerate the levels, i.e. for the two-level method we have level 1 and level 0. On level 1 a coarse time grid is introduced and on level 0 we have several fine time grids. On the coarse time grid of level 1 a coarse propagator, for instance a Runge-Kutta method, is applied to compute a numerical approximation to a differential equation. This numerical approximation is then improved iteratively using solutions computed with the fine propagator on level 0 in parallel. We can define the Multi-level Parareal algorithm recursively in the levels until we reach the two-level case. The idea of the Multi-level Parareal algorithm with L levels is that the coarse propagator provides a solution on the coarsest level and the fine propagator is a Multi-level Parareal algorithm with $L - 1$ levels. More detailed descriptions of the two-level and multi-level methods can be found in section 2.1 and 2.2.

The strategy for the application of the Multi-level Parareal algorithm with averaging can be formulated as follows: Suppose we are given a problem with several time scales. For each scale we introduce a level, on which an averaged equation is solved. (Only on the finest level, level 0, we solve the full, unaveraged system.) We average such that we keep the features of the original problem on that scale, but the finer components of the equation vanish through the averaging process. This step requires a convenient choice of the averaging window η_l , which is level-dependent in the Multi-level case. The averaging procedure makes the problem more well-behaved for the numerical time stepping method. Thus it gives us a good coarse propagator for that level. Combining this with the parallelization of the Parareal method shall result in efficient numerical algorithms.

The averaging process requires the formulation of analytical equations. In particular, for each level we formulate an averaged, analytical equation which shows the same behavior as the original problem on the coarser scales up to the scale that corresponds to the level considered, but whose behavior on the finer scales is different. Especially, the features on the finer scales are averaged in the averaged equation. The step of formulating analytical equations is skipped when other strategies to deal with the fast components, for example applying implicit methods, are used. However, the analytical equations provide descriptions of physical phenomena and are therefore a link to the theory or modeling of the physical application considered.

In this place, the importance of the modulation equation for the method shall be explained. First, using the modulation equation is the first step which makes the equations smoother, but even after applying the averaging we can recover the oscillations in the solution, at least as they correspond to the linear term, by applying the inverse transformation. Second, the information about the phase is not in the initial condition anymore, but in the exponential explicitly in t which shall be explained. The coarse propagator of the Parareal method provides a solution with damped oscillations, see for example fig. 6. However, we want to compute a solution to the unaveraged modulation equation with the full information about the oscillations. This is accomplished as the fine propagator computes a solution to the unaveraged modulation equation, see for instance fig. 7. When the fine propagator is applied the initial guesses come

from the coarse propagator and do not contain any of the variations from the fast oscillations. Still the fine propagator computes the phase correctly. This indicates that the phase information is in the right handside in (3), especially in the exponential explicitly in t and not in the initial conditions. Further explanation can be found the numerical examples in section 5.3.

A major achievement of the present work is two asymptotic convergence proofs. The error estimate for a two-level Parareal method is extended to the case of multiple levels with and without averaging. This is a generalization of the classical proof found in [8] and the convergence proof for the APinT method found in [16]. Each of the new proofs has two main steps: In the mentioned literature error estimates for the two-level case can be found, however the fine propagator is assumed to be the exact propagator. When we introduce multiple levels we cannot make this assumption, because we want to know how the error contributions that emerge on the finer levels propagate through the different coarser levels and we will find that they are amplified by an amplification factor that depends on the details of the scheme. Consequently, the first step of the two new proofs is to refine the two-level estimate to the case where the fine propagator is not exact. The second main step is to apply an inductive argument to obtain an estimate for the multi-level case. This might be beneficial for identifying on which level the dominant error contribution emerges and therefore how the time steps on the different levels should be chosen to reach a certain error tolerance. For this idea error estimators would be needed.

We want to answer the question if multi-level methods can be more efficient than two-level methods. We suppose that we are given a two-level method and want to design a multi-level methods which is more efficient. When we do not do too many iterations with the multi-level methods the number of serial steps done multi-level methods is less than number of serial steps done with two-level methods. However, we expect that we have to do several iterations with the multi-level method to reach the accuracy of the two-level method. This is illustrated in fig. 1. An example will be discussed in section 5.5.

The paper is organized as follows: The algorithms are described in section 2. Especially, the exposition in section 2.1 is about the two-level Parareal schemes and section 2.2 contains a description of the new Multi-level schemes. Asymptotic convergence results with and without averaging can be found in section 3. In section section 4 the issue of computational complexity of the Multi-level Parareal schemes is discussed. Numerical examples can be found in the following section 5. Finally, in section 6 a discussion of the results and a conclusion are given.

2 Formulation of the algorithm

The Parareal method was first formulated in [14]. Versions with averaging incorporated can be found in [10] or [16]. The next subsection 2.1 will summarize the methods. The subsection 2.2 will then present multi-level versions.

2.1 Two-level Parareal and Two-level Parareal with averaging

The two-level Parareal method has two levels, denoted as level 1 and level 0. Level 1 is the coarse level where we do N timesteps on a coarse grid which has $N + 1$ grid points. Two neighboring grid points of the coarse grid form an interval. In total we have N such small intervals and on each small interval we introduce a fine grid. These are the fine grids of level 0.

The Parareal method is a parallel-in-time method which has two basic solvers, a coarse propagator denoted as P^1 and a fine propagator denoted as P^0 . The upper indices refer to the levels on which the propagators are applied. The coarse and the fine propagators can be Runge-Kutta methods, but other choices are possible too. First, the coarse propagator is applied on level 1 to compute initial guesses U_n^0 , where the index n counts the timesteps on level 1. The initial guess is computed in serial and shall be improved iteratively. The values provided through the initial guess at the end of a coarse step are passed to the fine grids on level 0 as initial values. Then the fine propagator P^0 is applied in parallel. The results of fine propagator are passed back to the coarse level 1. Applying the coarse propagator again, a Parareal iteration step can be computed

$$U_{n+1}^1 = P^1(U_n^1) + P^0(U_n^0) - P^1(U_n^0). \quad (4)$$

The upper index of the numerical solutions counts the iterations. Once the first iteration is computed, it can be used as a new initial guess and the next iteration can be done.

This procedure is modified in the APinT method where averaging is incorporated, see [10] and [16]. Here the coarse propagator, denoted as \bar{P}^1 , provides a numerical solution to an averaged problem and not

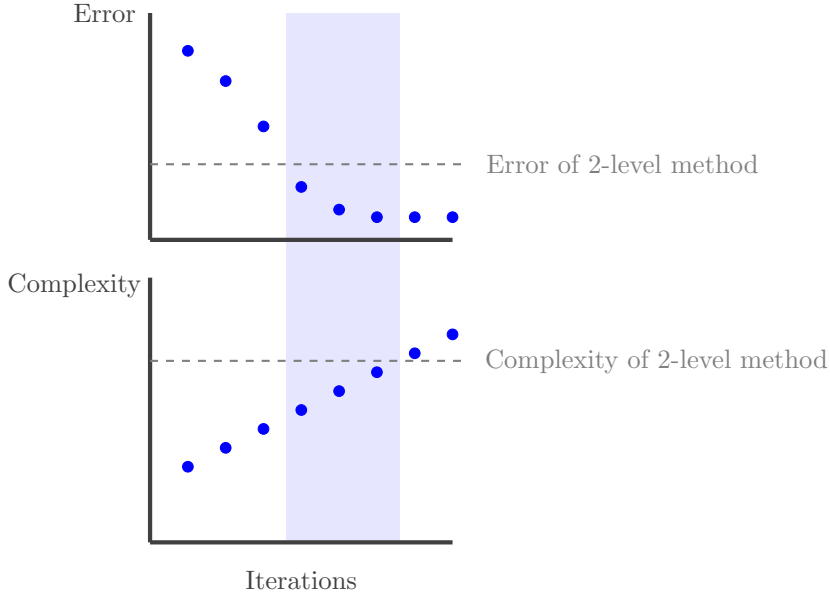


Figure 1: The dashed gray line in the upper figure illustrates the error of a two-level Parareal method. The blue dots in the upper figures illustrate how the error of a Multi-level Parareal method decreases with an increasing number of iterations. The dashed gray line in the lower figure illustrates the computational complexity of a two-level Parareal method. The blue dots in the lower figure illustrate how the computational complexity of a Multi-level Parareal method increases with an increasing number of iterations. The shades blue area shows how many iterations can be done when the Multi-level method shall be both more exact and less computationally complex than the two-level method.

the original equations. Solving an averaged problem has the advantage that the fast oscillations which are still in the modulation equation are further mitigated, provided the averaging window η is chosen appropriately. Thus, the oscillatory stiffness is mitigated and taking large time steps is possible when the numerical method of the coarse propagator is applied. This can be beneficial for the efficiency of the algorithm. We can formulate a Parareal iteration step with averaging incorporated as follows

$$U_{n+1}^k = \bar{P}^1(U_n^{k+1}) + P^0(U_n^k) - \bar{P}^1(U_n^k), \quad (5)$$

where \bar{P}^1 denotes the coarse propagator which provides a numerical solution to the averaged problem on the coarse level, level 1.

In the averaged equation the right handside of (3) is replaced. In particular, when the coarse propagator is applied, an approximation to the following equation is computed

$$\frac{d\bar{w}}{dt} = \frac{1}{\eta} \int_{-\eta/2}^{\eta/2} \rho\left(\frac{s}{\eta}\right) \exp\left(\frac{L}{\varepsilon}(s+t)\right) \mathcal{N}\left(\exp\left(-\frac{L}{\varepsilon}(s+t)\right) \bar{w}(t)\right) ds, \quad (6)$$

where η is the averaging window and ρ is the kernel function. We use

$$\rho(s) = \frac{1}{\rho_0} \exp\left(\frac{1}{(s-1/2)(s+1/2)}\right), \quad (7)$$

where ρ_0 normalizes the function. In the right handside of (6) we write $\bar{w}(t)$ to emphasize the the equations depends on t only and not on s . The oscillations in the equation with period $\leq \eta$ are averaged. The exponential oscillates fast in s , whereas the nonlinearity is slowly varying. The scaled filter function is slowly varying too, provided the averaging window η is chosen large enough. In that case we integrate the oscillations which come from the exponential over a few periods. With the weighting factor $1/\eta$ we obtain a damping of the remaining oscillations.

Averaged equations have been studied earlier, see for instance [18] or in the context of heterogeneous multiscale methods [3] or [5]. Should we say more about how the averaging is done? Should more literature be mentioned?

The algorithm with averaging is particularly promising for multi-scale problems. For each intrinsic scale of the problem we can introduce a level and resolve the properties of the system which are the

specific for that scale, i.e. every scale is assigned a level and the scale specific properties are resolved on the level assigned. The key besides the correct choice of the time steps is to choose the averaging windows for the different levels such that the behavior on the finer scales is averaged but the properties of the model on the scale corresponding to the level considered are still present.

2.2 Multi-level Parareal and Multi-level Parareal with averaging

Here we state again the idea behind the Multi-level Parareal algorithm: The Multi-level Parareal algorithm uses a recursion in the levels. The Multi-level Parareal with L levels is a two-level Parareal algorithm where we compute a coarse solution with the coarse propagator on the coarsest level and the fine propagator is a Multi-level Parareal algorithm with $L - 1$ levels applied on the finer levels. Then applying the Multi-level Parareal algorithm can be iterated until we reach the two-level case, where the two-level Parareal algorithm, described in the previous subsection, is applied. The algorithm with averaging included is illustrated in fig. 2. However we note here that it can be applied with and without averaging. When the method without averaging is applied, the coarse propagator solves the original problem and does not provide a solution to an averaged equation.

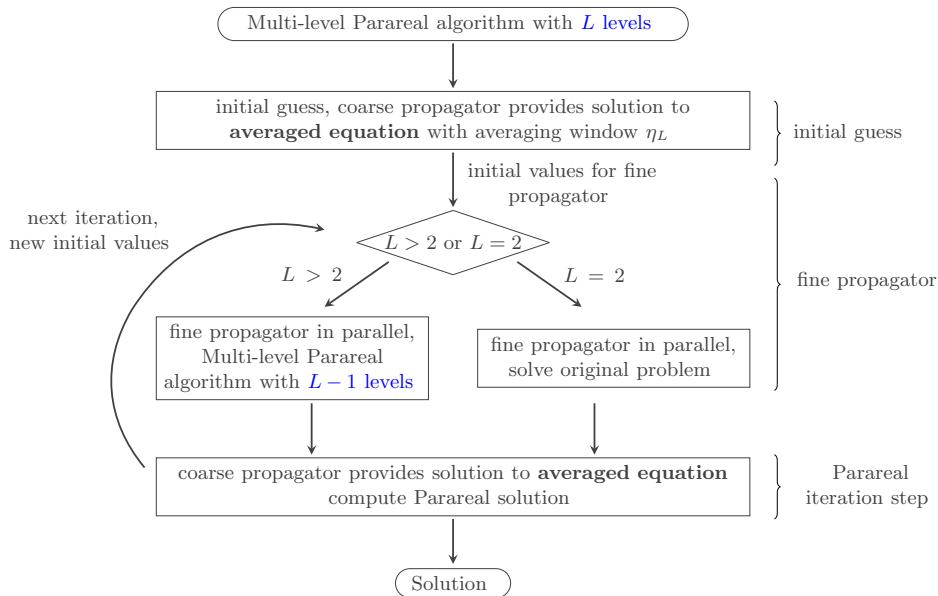


Figure 2: Multi-level Parareal algorithm with averaging

To distinguish between the different levels, we introduce the subsequent notation: When we consider a Multi-level Parareal method with L levels, level $L - 1$ denotes the coarsest level and level 0 is finest level. If $l_1 > l_2$ for $l_1, l_2 \in \{0, \dots, L - 1\}$, then level l_1 is the coarser and level l_2 the finer level. The propagator applied on level l is denoted by P_l or in the case when an averaged equation is solved by \bar{P}_l . In the rest of the subsection we will write \bar{P}_l . The case without averaging can be concluded straightforwardly. The only thing that must be done is replacing \bar{P}_l by P_l .

Let us now explain one iteration of the Multi-level Parareal method with L levels, assuming that every coarse propagator, $\bar{P}_{L-1}, \dots, \bar{P}_1$, is a Parareal method with only one iteration too. On the coarsest level, level $L-1$, the coarse propagator, \bar{P}_{L-1} , provides the initial guess, which is the numerical solution to an averaged problem of the form (6) however with an indexed averaging window η_{L-1} . This solution shall now be improved iteratively according to relation (5). This means we have to compute fine solutions. The fine solutions on level $L - 2$ are computed in parallel and the coarser solution from level $L - 1$ gives the initial values. In the case of $L - 2 = 0$ the fine propagator is a basic numerical scheme, like a Runge-Kutta method, and not a Parareal method. In the other case, $L - 2 > 0$, the fine propagator is a Parareal method with $L - 1$ levels. Especially, we have another coarse propagator \bar{P}_{L-1} . Although denoted as coarse \bar{P}_{L-2} uses finer time steps than the coarse propagator on level $L-1$, \bar{P}_{L-1} . Moreover, \bar{P}_{L-2} computes a numerical solution to an averaged equation again of the form (6) but this time with averaging window η_{L-2} . As level $L - 2$ is a finer level with finer grids than level $L - 1$, we want to resolve finer scales on level $L - 2$. This means that we resolve some of the oscillations on level $L - 2$ that were averaged on level $L - 1$. Accordingly, we have $\eta_{L-2} < \eta_{L-1}$. Consequently, oscillations with wavelength $> O(\eta_{L-2})$ are

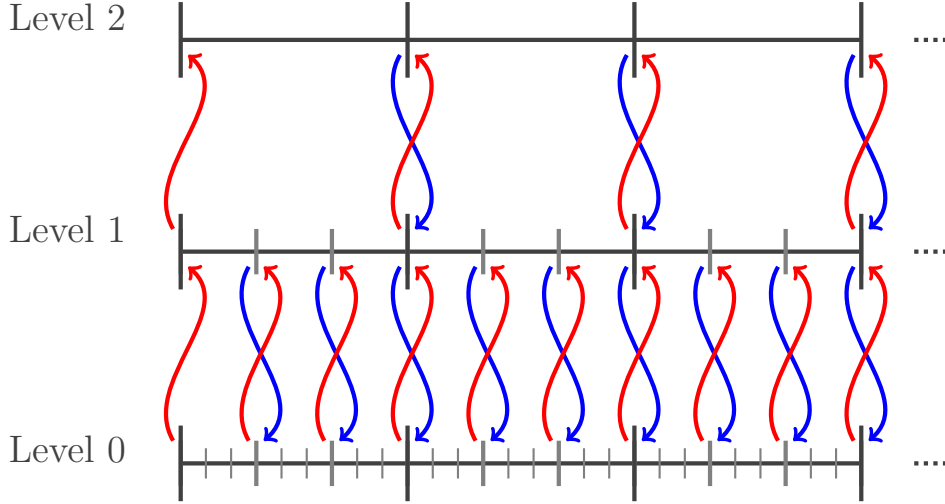


Figure 3: Three levels with coarsening factor $N = 3$. Blue arrows indicate how coarse solutions, computed on level l , are passed from level l to level $l - 1$. On level $l - 1$ the coarse solutions are used as initial values for the propagator on that level. Red arrows indicate how fine solutions, computed with the propagator on level $l - 1$, are passed to level l where the Parareal iteration step is done using the fine solutions.

resolved. We continue the recursion in the levels until we reach level 0. Only on level 0 the unaveraged equation (3) is solved. Once a fine solution is computed, we can apply a Parareal iteration step according to equation (5), recursively until we reach level $L - 1$. Especially, level 0 provides the fine solutions for level 1, needed to apply equation (5) to compute a Parareal solution on level 1. Then, level 1 gives the fine solutions for level 2 and so on. fig. 3 illustrates how the coarse solutions are passed as initial values to the propagators on the finer levels and the solutions on the finer levels are returned to the coarser levels so that the Parareal iteration step can be done.

A basic principle of the Parareal method is that an initial guess is iteratively improved. These correction iterations are done on the levels $L - 1, L - 2, \dots, 1$ in the multi-level case, and inspired by multi-grid methods we can adopt the terminology of cycles. Illustrations of examples with three levels can be found in section 2.2 and section 2.2. section 2.2 shows the case where one iteration is done on the levels 1 and 2, in section 2.2 we do two iterations on the levels 1 and 2.

3 Asymptotic convergence results

Here we state asymptotic convergence results for two-level Parareal methods which are known from the literature. The stated results hold when the fine propagator computes the exact solution.

The first result can be interpreted in a dissipative context. In that case the problem, which shall be solved, has no fast oscillations, especially there is no time step constraint due to fast oscillations. The authors in [8] introduce the following conditions on the coarse propagator P^1 , which solves an unaveraged equation:

$$E(x) - P^1(x) = c_{p+1}(x)\Delta T^{p+1} + c_{p+2}(x)\Delta T^{p+2} + \dots, \quad (8)$$

where E denotes the exact propagator of the unaveraged problem over the time horizon ΔT , and

$$\|P^1(x) - P^1(y)\| \leq (1 + C_2\Delta T)\|x - y\|. \quad (9)$$

Moreover, they give the following result

Theorem 3.1. *Let the error of the coarse propagator P^1 be bounded by the truncation error $C_1\Delta T^{p_1+1}$. Moreover, suppose P^1 satisfies (8) and the Lipschitz condition (9). Then the Parareal solution satisfies*

$$\|y(t_n) - Y_n^k\| \leq \frac{C_3 C_1^k T_n^{k+1}}{(k+1)!} \exp(C_2(T_n - T_{k+1})) (\Delta T)^{p_1(k_1+1)}, \quad (10)$$

where p_1 is accuracy order of coarse propagator and k_1 is number of iterations.

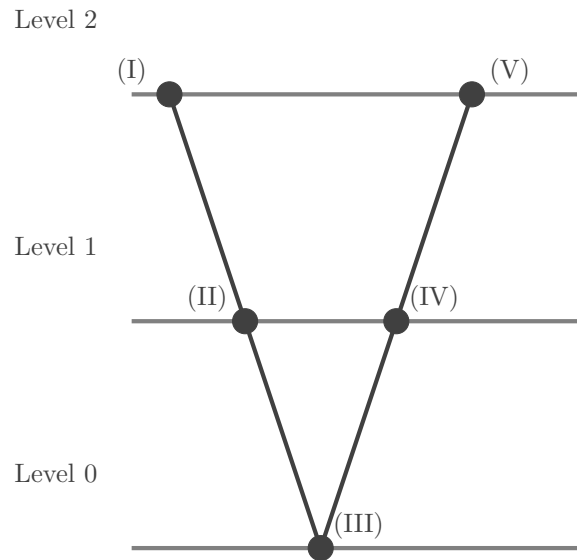


Figure 4: Parareal algorithm with 3 levels, $k_2 = 1$ iteration on Level 2 and $k_1 = 1$ iteration on Level 1, (I) Compute initial guess on coarsest Level 2, (II) get initial values from Level 2, compute initial guess on Level 1 in parallel, (III) apply fine propagator in parallel, get initial values from Level 1, (IV) do Parareal iteration step with fine solution from Level 0, (V) do Parareal iteration step with fine solution from Level 1

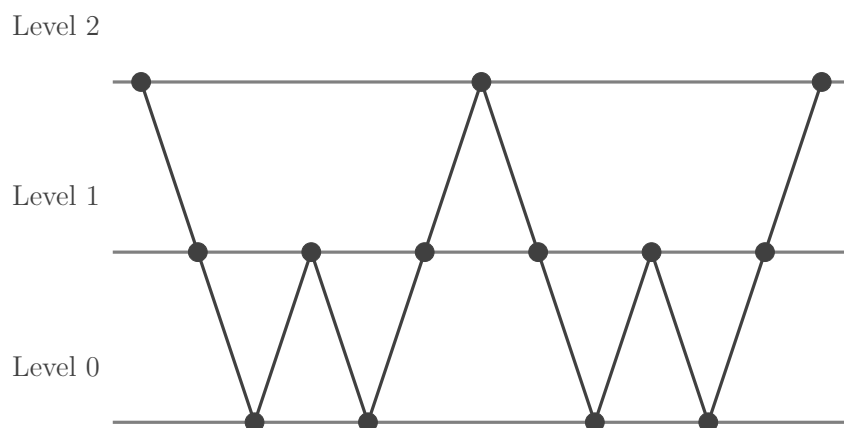


Figure 5: Parareal algorithm with 3 levels with $k_2 = 2$ iterations on Level 2 and $k_1 = 2$ iterations on Level 1, Level 1 provides the initial values for Level l-1, on Level l-1 we compute the fine solution with the fine propagator for Level 1, where we do the Parareal iteration step

Another result with averaging incorporated is given in [16]. The work done in [16] has a focus on dealing with fast oscillations which appear due to a skew Hermitian linear operator and cause time step constraints. These time step constraints are circumvented by combining the coarse propagator with an averaging technique, which mitigates the oscillatory stiffness.

Theorem 3.2. *Suppose the coarse propagator satisfies the same conditions as in Theorem 3.1. (Note: The coarse propagator solves the averaged equation (6), in particular we consider the truncation error when the averaged problem is solved.) Let the nonlinearity \mathcal{N} satisfy the Lipschitz condition*

$$\max \| \mathcal{N}(t, v(\tau_1)) - \mathcal{N}(t, v(\tau_2)) \| \leq \lambda \| v(\tau_1) - v(\tau_2) \| \quad (11)$$

and

$$M = \max \| \mathcal{N}(t, v(\tau)) \| < \infty. \quad (12)$$

Then, the error after the k_1 Parareal iterations can be bounded by

$$\| y(t_n) - Y_n^k \| \leq \frac{C^{k_1+1}}{(k_1+1)!} \exp(C)(\varepsilon\eta + \kappa\Delta T^{p_1}) \left(\frac{\varepsilon\eta}{\Delta T} + \kappa\Delta T^{p_1} \right)^{k_1}. \quad (13)$$

3.1 Multi-level result without averaging

The generalization of the result given in theorem 3.1 to the multi-level case has two important building blocks. First, a bound must be found when the fine propagator is not exact. This is necessary, as the fine propagator of the Multi-level Parareal algorithm is a Multi-level Parareal method (with one level less) and we want to investigate on which levels numerical errors emerge and how they develop as the fine solutions are passed to the coarser levels. Second, an inductive argument which takes the errors on all levels into account will be applied.

3.1.1 A two-level result with non-exact fine propagator

The first step is to modify the result given in [8] to the case when the fine propagator is not exact. The time step on level 0 is denoted as ΔT_0 and on level 1 as ΔT_1 .

Theorem 3.3. *We assume the same regularity conditions on P^1 as in theorem 3.1. Additionally, assume that the truncation error of the fine propagator P^0 is bounded by $c\Delta T_1^{p_0+1}$. Then, the error of the two-level Parareal algorithm with non-exact fine propagator, P^0 , can be bounded by the following estimate*

$$\begin{aligned} \| u(T_n) - U_n^{k+1} \| &\leq \binom{n}{k+1} (C_3\Delta T_1^{p_1+1})(C_1\Delta T_1^{p_1+1})^k (1 + C_2\Delta T_1)^{n-k-1} \\ &\quad + (cT\Delta T_0^{p_0})(1 + C_2\Delta T_1)^{n-1} (1 + (C_1\Delta T_1^{p_1+1}))^{n-1} \\ &\leq \frac{C_3 C_1^k T_n^{k+1}}{(k+1)!} \exp(C_2(T_n - T_{k+1})) (\Delta T_1)^{p_1(k_1+1)} \\ &\quad + \exp\left(C_2(T_n - T_1) + C_1\Delta T_1^{p_1}(T_n - T_1) \right) cT\Delta T_0^{p_0}. \end{aligned} \quad (14)$$

To refer to the coarse time grid we used the notation T_0, T_1, \dots, T_N . Both the fine propagator and the coarse propagator solve the unaveraged problem. The bound in eq. (14) is the two-level estimate from theorem 3.1 with an additional term depending on the accuracy of the fine propagator.

Proof. For the following equation, which describes one Parareal correction iteration, an estimate must be found

$$u(T_n) - U_n^{k+1} = E(u(T_{n-1})) - P^1(U_{n-1}^{k+1}) - P^0(U_{n-1}^k) + P^1(U_{n-1}^k),$$

where E denotes the exact, P^1 the coarse and P^0 the fine propagators. The equation can be rewritten as

$$\begin{aligned} u(T_n) - U_n^{k+1} &= E(u(T_{n-1})) - P^1(u(T_{n-1})) \\ &\quad + P^1(U_{n-1}^k) - E(U_{n-1}^k) \\ &\quad + P^1(u(T_{n-1})) - P^1(U_{n-1}^{k+1}) \\ &\quad + E(U_{n-1}^k) - P^0(U_{n-1}^k). \end{aligned}$$

To bound the first two lines relation (8) can be applied. The third line can be estimated by applying the inequality (9). The last line measures the accuracy of the fine propagator

$$\|E(U_{n-1}^k) - F(U_{n-1}^k)\| \begin{cases} = 0, & \text{if } n = 1 \\ \leq c\Delta T_1 \Delta T_0^{p_0}, & \text{if } n > 1, \end{cases}$$

where ΔT_0 denotes the fine timestep and p_0 is the order of accuracy of the fine propagator. The error constant of timestepping methods like Runge-Kutta methods contain the length of the integration interval as a factor. That is why the coarse timestep ΔT_1 can be found in the above estimate.

Consequently, we arrive at the following estimate

$$\begin{aligned} \|u(T_n) - U_n^{k+1}\| \\ \leq C_1 \Delta T_1^{p_1+1} \|u(T_{n-1}) - U_{n-1}^k\| + (1 + C_2 \Delta T_1) \|u(T_{n-1}) - U_{n-1}^{k+1}\| + c\Delta T_1 \Delta T_0^{p_f}. \end{aligned}$$

Compared to earlier results (see for example the proof in [8]), we have an additional term which comes from the fine propagator. Moreover, ΔT_1 denotes the coarse time step and p_1 is the order of accuracy of the coarse propagator.

The estimate motivates to consider the following recurrence relation

$$e_n^{k+1} = \alpha e_{n-1}^k + \beta e_{n-1}^{k+1} + \delta_n, \quad e_n^0 = \gamma + \beta e_{n-1}^0, \quad (15)$$

with $\delta_0 = 0$ and $\delta_n = \delta$ for $n \geq 1$. In addition, we set $\alpha = C_1 \Delta T_1^{p_1+1}$, $\beta = (1 + C_2 \Delta T_1)$, $\delta = c\Delta T_1 \Delta T_0^{p_0}$ and $\gamma = C_3 \Delta T_1^{p_1+1}$.

Remark about the e_n^0 : The coarse propagator is used to compute the initial guess. For the error of the initial guess the following relations hold:

$$\begin{aligned} e_n^0 &= \|u(t_n) - U_n^0\| = \|E(u(t_{n-1})) - P^1(U_{n-1}^0)\| \\ &\leq \|E(u(t_{n-1})) - P^1(u(t_{n-1}))\| + \|P^1(u(t_{n-1})) - P^1(U_{n-1}^0)\| \\ &\leq C_3 \Delta T_1^{p_1+1} + (1 + C_2 \Delta T_1) \|P^1(u(t_{n-1})) - P^1(U_{n-1}^0)\| \\ &= C_3 \Delta T_1^{p_1+1} + (1 + C_2 \Delta T_1) \|e_{n-1}^0\|, \end{aligned}$$

where the relations (8) and (9) were applied.

An estimate for e_n^k is given in Lemma A.1 through

$$\begin{aligned} e_n^k &\leq \binom{n}{k+1} \gamma \alpha^k \beta^{n-k-1} + n \delta \beta^{n-1} (1 + \alpha_{0n})^{n-1} \\ &\leq \binom{n}{k+1} (C_3 \Delta T_1^{p_1+1}) (C_1 \Delta T_1^{p_1+1})^k (1 + C_2 \Delta T_1)^{n-k-1} \\ &\quad + n (c\Delta T_1 \Delta T_0^{p_0}) (1 + C_2 \Delta T_1)^{n-1} (1 + (C_1 \Delta T_1^{p_1+1}))^{n-1} \\ &\leq \binom{n}{k+1} (C_3 \Delta T_1^{p_1+1}) (C_1 \Delta T_1^{p_1+1})^k (1 + C_2 \Delta T_1)^{n-k-1} \\ &\quad + (cT \Delta T_0^{p_0}) (1 + C_2 \Delta T_1)^{n-1} (1 + (C_1 \Delta T_1^{p_1+1}))^{n-1}. \end{aligned}$$

For the last inequality we exploited that $n\Delta T_1 \leq T$, where $[0, T]$ is the interval over which we want to solve the differential equation. Especially, we have $N\Delta T_1 = T$, where N denotes the number of coarse intervals. □

3.1.2 Generalization to multiple levels

The next step is to investigate the error estimate for the Multi-level Parareal method, and in particular how the errors introduced on the different levels influence the total error. We assume that we are given L levels, where level 0 corresponds to the finest level and level $L - 1$ is the level with coarsest grid.

The proof for the Multi-Level method will be an inductive proof where we can apply similar arguments as in the two-level case. The difference is that the fine propagator is not a basic ODE solver, like a Runge-Kutta scheme, but it is the Multi-Level Parareal method on the finer grid. Only on the finest level, level 0, we apply a basic ODE solver. In particular, this changes the appearance of δ in the proof.

The size of the timestep is different for different levels. Therefore, α, β, γ and δ should have an index l . More precisely, we write $\alpha_l, \beta_l, \gamma_l$ and δ_l instead of α, β, γ and δ . In addition, the number of Parareal iteration does not have to be the same for each level. Consequently, k should also have an index l and we should write k_l .

Moreover, we introduce a coarsening factor N which relates the time steps on the different levels. Let ΔT_0 be the time step on the finest grids on level 0. Then, the next finest grids are on level 1 and the time step is given by $\Delta T_1 = N\Delta T_0$. For the next coarsest level, level 2, we have a time step $\Delta T_2 = N\Delta T_1 = N^2\Delta T_0$ and so on. See also appendix A.2 and especially the relations eq. (48) and eq. (49).

Theorem 3.4. *Let the propagators for the levels $1, \dots, L-1$ satisfy the conditions on the coarse propagator in theorem 3.1. Suppose that the fine propagator, on level 0, satisfies the condition on the fine propagator from theorem 3.3. Then we can show that the following error estimate for the Multi-level case holds*

$$e_{n,l}^{k_l} \leq \sum_{\bar{l}=1}^l E_{\bar{l}} \prod_{j=\bar{l}+1}^l A_j + \delta_0 \prod_{\bar{l}=1}^l A_{\bar{l}}, \quad (16)$$

where

$$E_l = \binom{n}{k_l+1} \gamma_l \alpha_l^{k_l} \beta_l^{N-k_l-1} \quad (17)$$

$$\delta_0 = c\Delta T_1 \Delta T_0^{p_0} \quad (18)$$

$$A_l = N\beta_l^{N-1}(1 + \alpha_{0N,l})^{N-1}. \quad (19)$$

We have $\alpha_l = C_{1,l}\Delta T_l^{p_l+1}, \beta_l = (1 + C_{2,l}\Delta T_l), \gamma_l = C_{3,l}\Delta T_l^{p_l+1}$ and $\alpha_{0N,l} \in [0, \alpha_l]$.

Especially, the derived error estimate is a sum. The different terms of the sum are composed of the error E_l emerging on level l and amplification factors A_l which amplify the errors made on the finer levels as the fine solutions are passed to the coarser levels.

Proof. As the multi-level method is a special case of the two-level method, just as in theorem 3.3 we arrive at the recurrence relation

$$e_n^{k_l+1} = \alpha_l e_{n-1}^{k_l+1} + \beta_l e_{n-1}^{k_l+1} + \delta_{l-1}, \quad e_n^0 = \gamma_l + \beta_l e_{n-1}^0.$$

The only difference is that δ_{l-1} admits a different form. Particularly, δ_l is the error bound of a Multi-level Parareal method with one level less. Like in the proof of theorem 3.3 we find that

$$e_{n,l}^{k_l} \leq \binom{n}{k_l+1} \gamma_l \alpha_l^{k_l} \beta_l^{n-k_l-1} + n\delta_{l-1}\beta_l^{n-1}(1 + \alpha_{0n,l})^{n-1}$$

for $k < n$. The index l denotes the level. For the finer levels we have to assume that $n = N$ in the error estimate, because we have to timestep completely through the fine grid to provide the fine solution for the next coarser level. We can rewrite the above estimate as

$$e_{n,l}^{k_l} \leq E_l + A_l \delta_{l-1},$$

where $\delta_{l-1} = e_{N,l-1}^{k_{l-1}}$. Additionally, we have introduced $E_l = \binom{n}{k_l+1} \gamma_l \alpha_l^{k_l} \beta_l^{N-k_l-1}$ (relation (26)) and $A_l = N\beta_l^{N-1}(1 + \alpha_{0N,l})^{N-1}$ (relation (28)). This estimate holds for any $n \leq N$. According to Lemma A.4 we have

$$e_{n,l}^{k_l} \leq \sum_{\bar{l}=1}^l E_{\bar{l}} \prod_{j=\bar{l}+1}^l A_j + \delta_0 \prod_{j=1}^l A_j.$$

The Proof of Lemma A.4 contains the **inductive argument** announced earlier. □

Corollary 3.4.1. *Assuming that a constant coarsening factor N relates the different levels and the number of iterations on the levels is constant, i.e. $k_l = k$ for all $l = 1, \dots, L-1$, we get the following error bound*

$$\begin{aligned}
\|u(T_n) - U_n^{k+1}\| &\leq cT\Delta T_0^{p_0} \exp\left(C_2T\frac{1-1/N^L}{1-1/N} + C_1T\Delta T_1^{p_c}\frac{1-1/N^{L(p_c+1)}}{1-1/N^{p_c+1}}\right) + \\
&\quad \cdots + \exp\left(\frac{C_2T}{1-1/N} + \frac{C_1T\Delta T_1}{1-1/N^{p_c+1}}\right) \cdots \\
&\quad C_3C_1^k \binom{N}{k+1} \frac{1}{1-1/N^{kp_c+k+p_c}} \Delta T_1^{kp_c+k+p_c+1}
\end{aligned} \tag{20}$$

(The notational conventions from appendix A.2 are used) Particularly, we recover the accuracy order of the two level scheme.

Proof. The corollary is an immediate consequence of the results given in theorem 3.4, theorem A.5 and theorem A.6. \square

3.2 Multi-level result with averaging

In this section an convergence result for the Multi-level Parareal algorithm with averaging shall be presented. Assuming we have L levels in total, the averaging is done on the levels $1, \dots, L-1$. Only on level 0, the level with the finest grids, the full, unaveraged system is solved by the finest propagator.

Especially, the finest propagator solves the following exact equation

$$\frac{du}{dt}(t) + e^{t/\varepsilon L} \mathcal{N}(e^{-t/\varepsilon L} u(t)) = 0. \tag{21}$$

The coarse propagators do not solve the exact equation. Instead, they solve averaged equations, given through

$$\frac{d\bar{u}(t)}{dt}(t) + e^{t/\varepsilon L} \frac{1}{\eta_l} \int_{-\eta_l/2}^{\eta_l/2} e^{s/\varepsilon L} \mathcal{N}(e^{-s/\varepsilon L} \bar{u}(t)) ds = 0. \tag{22}$$

This is the crucial difference between the Parareal algorithms with and without averaging.

We will use the following notation to denote the propagators relevant for this section:

- E - analytically exact solution of the unaveraged equation (21)
- \bar{E}^l - analytically exact solution of the averaged equation (22)
- \bar{P}^l - numerical solution of the averaged problem (6) on level l , $l = 1, \dots, L-1$
- P^0 - numerical solution of the unaveraged problem (3) on level 0

For the propagators \bar{P}^l , $l = 1, \dots, L-1$, we impose the following conditions on the truncation error

$$E(x) - \bar{P}^l(x) = \bar{c}_{p+1}^l(x) \Delta T_l^{p+1} + \bar{c}_{p+2}^l(x) \Delta T_l^{p+2} + \dots, \quad \text{and} \tag{23}$$

$$\|\bar{P}^l(x) - \bar{P}^l(y)\| \leq (1 + C_2^l \Delta T_l) \|x - y\|. \tag{24}$$

Theorem 3.5. *Let the error of the coarse propagators \bar{P}^l be bounded by the truncation error $\bar{c}_1^l \Delta T_l^{p_1+1}$. Moreover, suppose \bar{P}^l satisfies (23) and the Lipschitz condition (24) for $l = 1, \dots, L-1$. Let the fine propagator, on level 0, satisfy the condition on the fine propagator from theorem 3.3. Then we can show that the following error estimate for the Multi-level Parareal method with averaging holds*

$$e_{n,l}^{k_l} \leq \sum_{\bar{l}=1}^l \bar{E}_{\bar{l}} \prod_{j=\bar{l}+1}^l A_j + \delta_0 \prod_{\bar{l}=1}^l A_{\bar{l}}, \tag{25}$$

where

$$\bar{E}_l = \binom{n}{k_l+1} \bar{\gamma}_l \bar{\alpha}_l^{k_l} \beta_l^{N-k_l-1} \tag{26}$$

$$\delta_0 = c \Delta T_1 \Delta t^{p_0} \tag{27}$$

$$A_l = N \beta_l^{N-1} (1 + \bar{\alpha}_{0N,l})^{N-1}. \tag{28}$$

We have

$$\begin{aligned}\bar{\alpha}_l &= C\eta_l\varepsilon + C\Delta T_l^{p_c+1} \max_{\omega_0 \leq \omega} \left\{ \left| \frac{\varepsilon}{\omega} \right| \kappa(\varepsilon, \eta_l, \omega) \right\} \\ \beta_l &= (1 + C_{2,l}\Delta T_l) \\ \bar{\gamma}_l &= C\eta_l\varepsilon \|\tilde{\mathcal{M}}_1\| + C\Delta T_l^{p_c+1} \max_{\omega_0 \leq \omega} \left\{ \left| \frac{\varepsilon}{\omega} \right| \kappa(\varepsilon, \eta_l, \omega) \right\} \|\tilde{\mathcal{M}}_0\| \text{ and} \\ \alpha_{0N,l} &\in [0, \bar{\alpha}_l].\end{aligned}$$

Remarks:

1. The error constants which arise as numerical time stepping schemes are applied to the differential equations specific to the different levels should be level dependent. For stiff problems the constants are big, for non-stiff problems they are smaller. Consequently, when the averaging windows are chosen appropriately, the constants are roughly the same for each level.
2. The structure of the amplification factor is the same as in the case without averaging. However, the terms $\bar{\alpha}_l$ and $\bar{\gamma}_l$, which cause the contraction in the error, have an additional term that accounts for the error due to averaging.

Proof. Again the proof has two building blocks. First, we build upon the two-level proof in [16], but additionally assume that the fine propagator is not exact. Second, an inductive argument is applied to obtain a multi-level result.

The averaging procedure introduces new errors which must be accounted for in the error analysis. We can start with the same considerations as in theorem 3.3, however we need new estimates for the lines in the following equation

$$\begin{aligned}u(T_n) - U_n^{k+1} &= E(u(T_{n-1})) - P^1(u(T_{n-1})) \\ &\quad + P^1(U_{n-1}^k) - E(U_{n-1}^k) \\ &\quad + P^1(u(T_{n-1})) - P^1(U_{n-1}^{k+1}) \\ &\quad + E(U_{n-1}^k) - P^0(U_{n-1}^k).\end{aligned}$$

The estimate for the last line remains the same as in the proof without averaging and the accuracy estimate of the fine propagator is given by

$$\|E(U_{n-1}^k) - P^0(U_{n-1}^k)\| \leq c\Delta T_1 \Delta t^{p_0}. \quad (29)$$

The first two lines can be rewritten as

$$\begin{aligned}E(u(T_{n-1})) - P^1(u(T_{n-1})) &+ P^1(U_{n-1}^k) - E(U_{n-1}^k) \\ &= E(u(T_{n-1})) - \bar{E}^1(u(T_{n-1})) + \bar{E}^1(u(T_{n-1})) - P^1(u(T_{n-1})) + \dots \\ &\quad + P^1(U_{n-1}^k) - \bar{E}^1(U_{n-1}^k) + \bar{E}^1(U_{n-1}^k) - E(U_{n-1}^k) \\ &= \mathcal{M}_{1,1}(u(T_{n-1}), \varepsilon, \eta_1) + \mathcal{M}_{0,1}(u(T_{n-1}), \varepsilon, \eta_1, \Delta T) \dots \\ &\quad - \mathcal{M}_{1,1}(U_{n-1}^k, \varepsilon, \eta_1) - \mathcal{M}_{0,1}(U_{n-1}^k, \varepsilon, \eta_1, \Delta T) \ .\end{aligned}$$

The function $\mathcal{M}_{0,l}(v, \varepsilon, \eta_l, \Delta T)$, where the index l refers to the level, has a representation of the form

$$\mathcal{M}_{0,l}(v, \varepsilon, \eta_l, \Delta T) \leq C\Delta T^{p_c+1} \max_{\omega_0 \leq \omega} \left\{ \left| \frac{\varepsilon}{\omega} \right| \kappa(\varepsilon, \eta_l, \omega) \right\} \tilde{\mathcal{M}}_0(v) , \quad (30)$$

see [16]. Moreover, $\mathcal{M}_{0,l}(v, \varepsilon, \eta_l, \Delta T)$ is Lipschitz continuous in the first component.

In addition, for the function $\mathcal{M}_{1,l}(v, \varepsilon, \eta)$ a relation of the form

$$\mathcal{M}_{1,l}(v, \varepsilon, \eta_l) \leq C\eta_l\varepsilon\tilde{\mathcal{M}}_1(v) \quad (31)$$

can be found where $\mathcal{M}_1(v, \varepsilon, \eta)$ is Lipschitz continuous in v , see [16] or theorem B.2. We can take $\tilde{\mathcal{M}}_1$ and $\tilde{\mathcal{M}}_0$ as the maximum of $\mathcal{M}_{1,l}$ and $\mathcal{M}_{0,l}$ over all levels l .

We use the subsequent relations which are given in [16]

$$\|P^l(u(T_{n-1})) - P^l(U_{n-1}^{k+1})\| \leq (1 + C\Delta T_l)\|u(T_{n-1}) - U_{n-1}^{k+1}\| \quad (32)$$

$$\|\mathcal{M}_{1,l}(u(T_{n-1}), \varepsilon, \eta) - \mathcal{M}_{1,l}(U_{n-1}^k, \varepsilon, \eta)\| \leq C\eta\varepsilon\|u(T_{n-1}) - U_{n-1}^k\| \quad (33)$$

$$\|\mathcal{M}_{0,l}(u(T_{n-1}), \varepsilon, \eta, \Delta T) - \mathcal{M}_{0,l}(U_{n-1}^k, \varepsilon, \eta, \Delta T_l)\| \leq C\Delta T_l^{p+1} \max_{\omega_0 \leq \omega} \left\{ \left| \frac{\varepsilon}{\omega} \right| \kappa(\varepsilon, \eta, \omega) \right\} \|u(T_{n-1}) - U_{n-1}^k\|. \quad (34)$$

The first equation is the stability of the propagator. A relation similar to eq. (34) can be obtained using the argument applied to the first two lines of the second equation in the proof of theorem 3.3. For the estimate of the second equation see theorem B.2.

Thus the following estimate can be obtained for the two-level case

$$\begin{aligned} \|u(T_n) - U_n^{k+1}\| &\leq C\eta_1\varepsilon\|u(T_{n-1}) - U_{n-1}^k\| \\ &\quad + C\Delta T_1^{p+1} \max_{\omega_0 \leq \omega} \left\{ \left| \frac{\varepsilon}{\omega} \right| \kappa(\varepsilon, \eta_1, \omega) \right\} \|u(T_{n-1}) - U_{n-1}^k\| \\ &\quad + (1 + C\Delta T_1)\|u(T_{n-1}) - U_{n-1}^{k+1}\| \\ &\quad + C\Delta t^{p_0} \\ &= \left(C\eta_1\varepsilon + C\Delta T_1^{p+1} \max_{\omega_0 \leq \omega} \left\{ \left| \frac{\varepsilon}{\omega} \right| \kappa(\varepsilon, \eta_1, \omega) \right\} \right) \|u(T_{n-1}) - U_{n-1}^k\| \\ &\quad + (1 + C\Delta T_1)\|u(T_{n-1}) - U_{n-1}^{k+1}\| \\ &\quad + c\Delta T_1\Delta t^{p_0} \\ &= \bar{\alpha}_1 e_{n-1}^k + \beta_1 e_{n-1}^{k+1} + \delta_0 \end{aligned}$$

which gives us a recurrence relation, where k counts the Parareal iterations and n counts the steps through the time grid.

For $k = 0$ we have

$$\begin{aligned} \|u(T_n) - U_n^0\| &\leq e_n^0 = \|E(u(T_{n-1})) - P^1(U_{n-1}^0)\| \\ &\leq \|E(u(T_{n-1})) - P^1(u(T_{n-1}))\| + \|P^1(u(T_{n-1})) - P^1(U_{n-1}^0)\| \\ &\leq \|E(u(T_{n-1})) - \bar{E}^1(u(T_{n-1}))\| + \|\bar{E}^1(u(T_{n-1})) - P^1(u(T_{n-1}))\| \\ &\quad + \|P^1(u(T_{n-1})) - P^1(U_{n-1}^0)\| \\ &\leq C\eta_1\varepsilon\|\tilde{\mathcal{M}}_1\| + C\Delta T_1^{p+1} \max_{\omega_0 \leq \omega} \left\{ \left| \frac{\varepsilon}{\omega} \right| \kappa(\varepsilon, \eta_1, \omega) \right\} \|\tilde{\mathcal{M}}_0\| \\ &\quad + (1 + C\Delta T_1)\|u(T_{n-1}) - U_{n-1}^0\| \\ &= \bar{\gamma}_1 + \beta_1 e_{n-1}^0. \end{aligned}$$

We have used the following notation further above

$$\begin{aligned} \bar{\alpha}_l &= C\eta_l\varepsilon + C\Delta T_l^{p_c+1} \max_{\omega_0 \leq \omega} \left\{ \left| \frac{\varepsilon}{\omega} \right| \kappa(\varepsilon, \eta_l, \omega) \right\} \\ \beta_l &= 1 + C\Delta T_l \\ \bar{\gamma}_l &= C\eta_l\varepsilon\|\tilde{\mathcal{M}}_1\| + C\Delta T_l^{p_c+1} \max_{\omega_0 \leq \omega} \left\{ \left| \frac{\varepsilon}{\omega} \right| \kappa(\varepsilon, \eta_l, \omega) \right\} \|\tilde{\mathcal{M}}_0\| \\ \delta_0 &= c\Delta T_1\Delta t^{p_0} \end{aligned}$$

We could find the same recurrence relation as in theorem 3.3 with modified α and β . For a two-level result with non-exact fine propagator theorem A.1 can be applied. The inductive step for the multi-level result can be found in theorem A.4. □

4 Complexity

In this section, we distinguish between the total number of steps done on a level and the serial number of steps. Suppose on the coarsest level we do Y steps with a propagator, for example to compute the initial

guess. Then the total number of steps on that level is Y and the serial number of steps on that level is Y , too. Now, we go to the next finer level and the coarsening factor is N . We then have NY as the total number of steps and N as the number of serial steps (done on Y grids in parallel). Refining again leads to N^2Y as the total number of steps and N serial steps (done on NY grids in parallel).

We define the complexity of an algorithm as the number of serial steps. The complexity of the 3-level Parareal algorithm can be defined as

$$C^3 = k_2(N_2 + k_1(N_1 + N_0) + N_1), \quad (35)$$

where N_i is the number of serial steps on level i and k_i is the number of iterations on level i . For a V-cycle we have $k_i = 1$.

We may hypothesize that increasing levels pays off when we have a broad range of scales or strong scale separation. We will give an example calculation below where the total number of steps on the finest level is given as $X = 10^6$. But first, we will derive an optimal coarsening factor, which minimizes the complexity. Suppose X is total number of fine steps on the finest level that must be done and N is the coarsening factor which relates the time steps of the different levels, i.e X would be the number of serial steps that must be done when a non-parallelizable basic ODE solver is applied. (We might assume that two neighboring levels are related by the different coarsening factors. To keep the computation simple we will not do that in this place and leave it for future work.) Then we can find a coarsening factor which minimizes the complexity and depends on X and the number of levels. For the complexity of a V-cycle, we have

$$\begin{aligned} 1 \text{ level: } f_1(N) &= X \text{ serial steps} \\ 2 \text{ levels: } f_2(N) &= 2N + X/N \text{ serial steps} \\ 3 \text{ levels: } f_3(N) &= 2N + 2N + X/N^2 = 4N + X/N^2 \text{ serial steps} \\ L \text{ levels: } f_L(N) &= 2(L-1)N + X/N^{L-1} \text{ serial steps.} \end{aligned}$$

To find the coarsening factor N which minimizes the number of serial steps, depending on the number of levels, we compute the minimum.

$$\begin{aligned} f'_L(N) &= 0 \\ 0 &= 2(L-1) - (L-1)X/N^L \\ N &= (X/2)^{1/L}. \end{aligned}$$

However, when we choose a coarsening factor N which is computed in the described way, we adapt the algorithm on the behavior of the model on the finest scale only. It may be necessary to account for the behavior of the model on other scales too, see the example in section 5.4.

Now, we come back to the example calculation. Let us assume $X = 10^6$ total steps must be done on the finest level. The ratio of the optimal complexities for a 2- and 3-level Parareal scheme is roughly 6. This means that the 2-level scheme does roughly 6 times more serial steps compared to the 3-level scheme, provided optimal coarsening factors N are chosen for both schemes. This means we get a stable solution a lot faster with the 3-level scheme.

The total number of evaluations of the right hand side for all the levels is not that much bigger than that of a serial time stepper. On the finest level we do the same number of evaluations of the right hand side that we would do with a serial time stepping scheme, provided we apply the Multi-level Parareal algorithm with averaging. When we do in total X evaluations of the right hand side on the finest level, level 0, we do X/N evaluations of the right hand side on level 1, X/N^2 evaluations of the right hand side on level 2 and so on. That means that the number of evaluations of the right hand side decreases exponentially with the levels. Considering the Multi-level Parareal algorithm without averaging we can possibly not coarsen in the same way because the time step might become too large on the coarser levels and as a result the numerical solver might be unstable for the oscillatory problems.

5 Numerical examples

For the numerical examples the explicit midpoint rule (RK2) was used as a basic integrator. The results presented in section 5.3 and section 5.4 were computed solving the modulation equations of the systems.

| number of levels | error |
|------------------|------------------------|
| 2 | 1.2566212807763046e-05 |
| 3 | 1.9562958164422008e-05 |
| 4 | 1.9807099440426344e-05 |
| 5 | 1.9809587023590493e-05 |
| 6 | 1.9809615854133382e-05 |
| 7 | 1.9809616125891306e-05 |
| 8 | 1.980961620086837e-05 |

Table 1: Error of the Multi-level Parareal algorithm without averaging for a varying number of level applied to problem (36) where the step size on the coarsest level is 0.25 . We see the relative error in the discrete l1 norm.

5.1 1D single scale example

Let us consider the problem

$$\frac{dx}{dt} = -x, \quad x(0) = 1, \quad t \in [0, 2] \quad (36)$$

which is to be solved with the Multi-level Parareal algorithm without averaging. We compute the error for one V-cycle and increase the number of levels. The time step on the coarsest level is for all the computations in the Table below constant $\Delta T = 0.25$. We choose a coarsening factor of $N = 10$. This means: When we have a time step dt on level l , the time step on level $l - 1$ is $dt/10$.

We see in table 1 that increasing the number of levels while keeping the time step on the coarsest level constant does barely change the error of the approximations of problem eq. (36).

This example leads to the following observation. The Multi-level Parareal algorithm with L levels (without averaging) is a two-level Parareal algorithm where the fine propagator is a Parareal algorithm with $L - 1$ levels. Therefore, when the dominant component of the error emerges on the coarsest level, we cannot not expect that the accuracy of the method increases when we only add additional levels and keep the timestep on the coarsest level constant.

5.2 1D example with fast oscillations

Let us now suppose the following situation. We have to solve a multi-scale problem with very fast oscillations on the finest scale. On the finest level we resolve the finest scale. Therefore the time step must be chosen small enough to resolve the very fast oscillations. This is independent of the total number of levels that the method has. In particular, the fastest scale dictates the time step on level 0.

An example for such a problem is given by

$$\frac{dw}{dt} = -\exp(irt)w^2 \quad (37)$$

for large values of r . This equation can be interpreted as a one dimensional modulation equation. In the following we will consider $r = 100$, $r = 1000$ and $r = 10000$. The exact solution of the problem is given by

$$w(t) = \frac{rw_0}{-iw_0 \exp(irt) + iw_0 + r}. \quad (38)$$

The averaged problem obeys the following relation

$$\frac{d\bar{w}}{dt} = (-1) \underbrace{\frac{1}{\eta_l} \int_{-\eta_l/2}^{\eta_l/2} \rho\left(\frac{s}{\eta_l}\right) \exp(irs) ds}_{\text{damping factor}} \exp(irt) \bar{w}(t)^2. \quad (39)$$

The problem (37) will be solved with Multi-level Parareal methods including averaging. Numerical studies show that for $r = 100$ the wavelength in the solution is of order 0.1. Therefore we choose averaging windows $\eta_1 = 0.2$ and $\eta_2 = 2$. In addition, for $r = 1000$ the wavelength in the solution is of order 0.01. Thus the averaging windows $\eta_1 = 0.02$, $\eta_2 = 0.2$ and $\eta_3 = 2$ are a reasonable choice. For the case $r = 10000$ the wavelength in the solution is of order 0.001. Therefore, the computations are done with the averaging windows $\eta_1 = 0.002$, $\eta_2 = 0.02$, $\eta_3 = 0.2$ and $\eta_4 = 2$. The length of the solution interval is always 1 and the coarsening factor is always 10. To solve problem eq. (37) a V-cycle is applied. Depending on the value for r we choose different step size on the finest level

| number of levels | error |
|------------------|------------------------|
| 2 | 0.0002169750591733674 |
| 3 | 0.00019811199764541986 |

Table 2: Errors at time $t = 1$ for a V-cycle with averaging with a varying number of levels applied to problem (37). The time step on the finest level is $\Delta t = 10^{-3}$. The coarsening factor to relate the levels is $N = 10$.

| number of levels | error |
|------------------|------------------------|
| 2 | 2.1847140061040485e-06 |
| 3 | 2.106413305540747e-06 |
| 4 | 2.251750942815333e-06 |

Table 3: Errors at time $t = 1$ for a V-cycle with averaging with a varying number of levels applied to problem (37). The time step on the finest level is $\Delta t = 10^{-4}$. The coarsening factor to relate the levels is $N = 10$.

- $r = 100$: The step size on the finest level is $\Delta t = 10^{-3}$
- $r = 1000$: The step size on the finest level is $\Delta t = 10^{-4}$
- $r = 10000$: The step size on the finest level is $\Delta t = 2.5 \cdot 10^{-5}$

In table 2, table 3 and table 4 we find the errors at time $t = 1$. The time step on the finest level was adapted to the fast oscillations in the problem which depend on the parameter r . Fixing one value for r , we see that the errors hardly change in the number of levels. We can draw the following conclusions. First, for the parameters chosen for the model runs the increased parallelism of the methods with 3, 4 or 5 levels should lead to a better efficiency. Second, having a third, fourth or fifth level does not change the error significantly. This might indicate that the error emerges on the finest level, where the fast oscillations are resolved and computed numerically.

This means when we want to design more efficient algorithms with multi-level methods we have to exploit the increased parallelism when we have multiple levels. A gain in efficiency should come from a combination of increased parallelism and larger time steps on the coarser levels. For oscillatory problems larger times steps can lead to unstable behavior of the algorithm. This can be circumvented when the averaging is applied. Possibly more Parareal iterations can contribute to gain efficiency, too. The effect of more iterations on the efficiency shall be explored in future work.

5.3 System with three scales

We consider a simple model problem with a quadratic non-linearity which is inspired by an equation used to explain issues due to bi-linear terms arising in fluid modelling , see [23],

$$\begin{pmatrix} \dot{u}_1 \\ \dot{u}_2 \\ \dot{u}_3 \end{pmatrix} + \begin{pmatrix} i\omega_1 & 0 & 0 \\ 0 & i\omega_2 & 0 \\ 0 & 0 & i\omega_3 \end{pmatrix} \begin{pmatrix} u_1 \\ u_2 \\ u_3 \end{pmatrix} + \begin{pmatrix} u_1 u_1 \\ u_2 u_2 \\ u_3 u_3 \end{pmatrix} = 0. \quad (40)$$

We write \dot{u}_i instead of $\frac{du_i}{dt}$. For strongly differing ω_i , $i \in \{1, 2, 3\}$, the system has three well-separated timescales. Example (40) is very convenient for numerical studies because the exact solution of the system and the averaged equations can be derived.

| number of levels | error |
|------------------|------------------------|
| 2 | 3.0668862104273734e-07 |
| 3 | 3.0480547757705495e-07 |
| 4 | 3.0357016877934065e-07 |
| 5 | 2.7011063136189545e-07 |

Table 4: Errors at time $t = 1$ for a V-cycle with averaging with a varying number of levels applied to problem (37). The time step on the finest level is $\Delta t = 2.5 \cdot 10^{-5}$. The coarsening factor to relate the levels is $N = 10$.

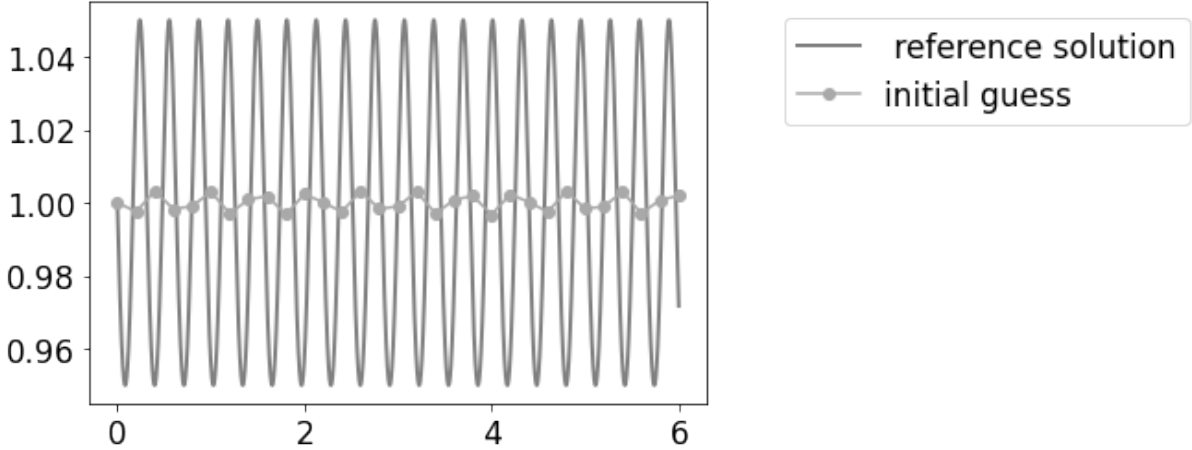


Figure 6: Illustration of the second component. The initial guess has strongly damped oscillations. Therefore the fine propagator gets almost the same values for each interval.

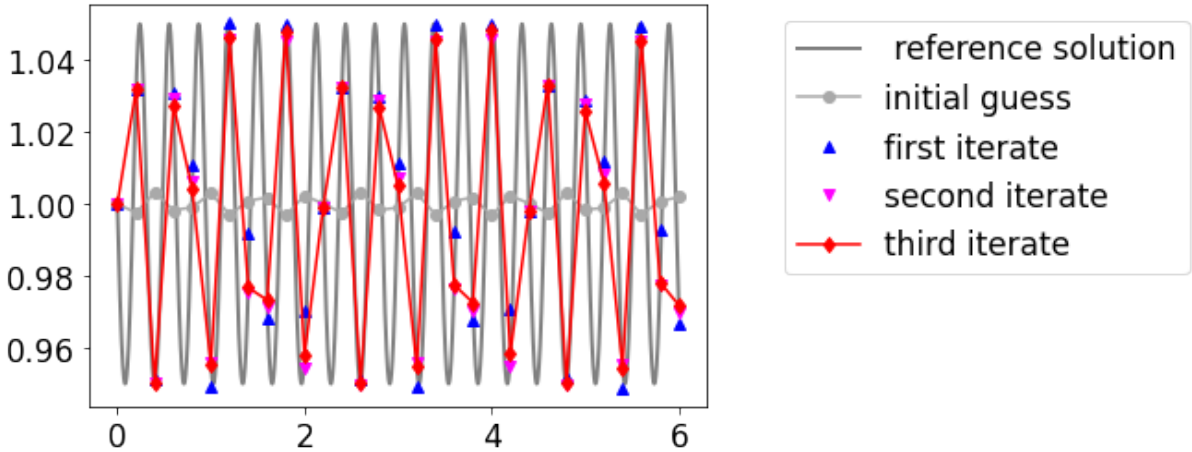


Figure 7: Illustration of the second component. The solutions obtained with the Parareal iterations reproduce the phase correctly, because the information about the phase is not in the initial condition but in the exponential, explicitly in the time coordinate t .

The system is decoupled which would in principle allow us to treat the equations separately. However, we want to study the effect of scale separation in a problem and in general multi-scale systems it can be the case that one equation sees the effect of several scales, see for instance the example in section 5.4. Therefore the system will be treated as a whole. Especially, we choose the same time steps and averaging windows for all the equations.

In section 1 we have already mentioned that when working with the modulation equation, the information about the phase is not in the initial data but in the exponential which is part of the right handside of the system. This is now illustrated in fig. 6 and fig. 7. In fig. 6 we see the strongly damped initial guess provided by the coarse propagator. This means that the fine propagator computes fine solutions on each small interval with almost the same initial data. Moreover, we see that the exact solution, denoted as the reference solution in the figure, can deviate strongly from the damped solution due to the oscillations. But as the coarse propagator only provides strongly damped solutions, it must be the fine propagator which gives the strong variation from the damped solution in the Parareal iteration. As fig. 7 shows the variations from the damped solutions are reproduced correctly by the Parareal method. Therefore, as the fine propagator uses almost the same initial value on each small interval, the information about the phase must be in the right handside of the system and cannot be in the initial data.

fig. 8 shows a study of the numerical errors made with a 3-level Parareal algorithm with averaging. The parameters in problem (40) are $\omega_1 = 2, \omega_2 = 20$ and $\omega_3 = 200$ and the solution is computed on the time interval $[0,6]$. The following averaging windows were chosen $\eta_1 = 0.1$ and $\eta_2 = 1$. In addition, a

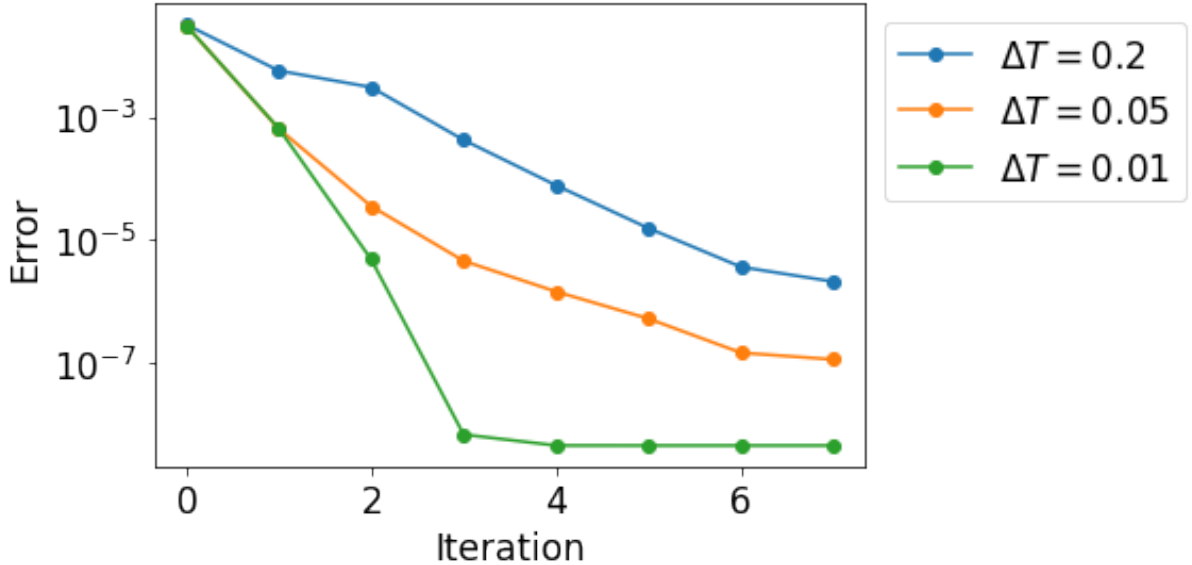


Figure 8: Errors of a three-level Parareal algorithm with averaging for several iterations on the coarsest level, level 2. The time step on the coarsest level is denoted as ΔT . We see the errors of the second component of the system (40).

coarsening factor $N = 10$ related the different levels. We always have $k_1 = 3$ iteration on level 1. In fig. 8, the error is computed at time $t = 6$ for the second component. We can see that the accuracy of the solution increases with the number of iterations on level 2 for different coarse time steps on level 2. After several iterations the accuracy of the method does not increase anymore. The Multi-level Parareal method converges to the fine solution. In the case of the 3-level method with averaging the fine solution is the 2-level method with averaging.

5.4 Swinging spring (Elastic Pendulum)

In this subsection we do a first test on a fluid-related, more complicated problem, the swinging spring, also denoted as the elastic pendulum. The relation of the system to geophysical flows was outlined for instance in [15]. A perturbation analysis for the barotropic potential vorticity equation, a complex partial differential equation, leads to the three-wave equations. These equations also govern the dynamics of the swinging spring. Further investigations on the dynamics of the system can be found for example in [12]. The swinging spring can be rewritten as a first order system and is given by

$$\frac{dw}{dt} = \begin{pmatrix} \dot{x}_1 \\ \dot{x}_2 \\ \dot{y}_1 \\ \dot{y}_2 \\ \dot{z}_1 \\ \dot{z}_2 \end{pmatrix} = \begin{pmatrix} 0 & 1 & 0 & 0 & 0 & 0 \\ -\omega_R^2 & 0 & 0 & 0 & 0 & 0 \\ 0 & 0 & 0 & 1 & 0 & 0 \\ 0 & 0 & -\omega_R^2 & 0 & 0 & 0 \\ 0 & 0 & 0 & 0 & 0 & 1 \\ 0 & 0 & 0 & 0 & -\omega_Z^2 & 0 \end{pmatrix} \begin{pmatrix} x_1 \\ x_2 \\ y_1 \\ y_2 \\ z_1 \\ z_2 \end{pmatrix} + \begin{pmatrix} 0 \\ \lambda x_1 z_1 \\ 0 \\ \lambda y_1 z_1 \\ 0 \\ \frac{1}{2} \lambda (x_1^2 + y_1^2) \end{pmatrix}. \quad (41)$$

Multi-level Parareal algorithms with averaging are applied to solve the system. We compare a three-level method with a two-level method and investigate the errors for $T_{max} = 50$ for the first component of the system. For the two-level method we choose time steps $\Delta T_1 = 5$ and $\Delta T_0 = 0.05$. The time step ΔT_0 is small enough to resolve the fast oscillations in the problem. With the time step ΔT_1 the coarse dynamics is resolved. Additionally, the averaging window is $\eta = 2$, which guarantees that the fast oscillations are averaged on the coarse level, level 1.

When applying the three-level method, two iterations are done on the intermediate level, level 1. The number of iterations on the coarse level, level 2 is varied in the test. Moreover, the coarse and fine time steps are the same as in the two-level case. Especially, we have $\Delta T_2 = 5$ and $\Delta T_0 = 0.05$. But we introduce an intermediate level and increase the parallelism. The time step of the intermediate level, level 1, is $\Delta T_1 = 0.5$. In particular, the coarsening factor is $N = 10$. For the coarsest level the averaging window is chosen as $\eta_2 = 2$. We test different averaging windows on the intermediate level, namely

| iteration | $\eta_1 = 0.2$ | $\eta_1 = 0.75$ | $\eta_1 = 2$ | 2-level method |
|-----------|------------------------|------------------------|------------------------|------------------------|
| 1 | 0.000596698264213838 | 0.000708281803419343 | 0.0007175950573062584 | 0.0007175766438230063 |
| 2 | 0.00014503391511486857 | 4.627682726392884e-06 | 7.244961778282016e-06 | 7.2234487876014775e-06 |
| 3 | 0.00016846111177755765 | 3.6002717718981725e-05 | 2.4794370887603473e-05 | 2.4824342166950703e-05 |
| 4 | 0.00015175374381607917 | 1.977436923063236e-05 | 8.614816726031094e-06 | 8.641258080730602e-06 |
| 5 | 0.00015190431144367772 | 1.980929225765815e-05 | 8.639280904016583e-06 | 8.665761458456767e-06 |

Table 5: Errors of the first component at time $T_{\max} = 50$.

| iteration | 2-level method | 3-level method |
|-----------|----------------|----------------|
| 1 | 120 | 70 |
| 2 | 240 | 130 |
| 3 | 360 | 190 |
| 4 | 480 | 250 |
| 5 | 600 | 310 |

Table 6: Computational complexity. Number of serial steps for a two- and three-level method. For the three-level method the number of iterations on level 1 is $k_1 = 2$. Varying number of iterations on the coarsest level k_1 for both the two- and three-level methods.

$\eta_1 = 0.2, 0.75$ and 2 . When we choose $\eta_1 = 0.2$ we relate the averaging windows on the levels by the same coarsening factor that relates the time step. The choice $\eta_1 = 2$ is inspired by the dynamics of the system, because this window ensures that we average the fast oscillations also on level 1. The value $\eta_1 = 0.75$ is an intermediate choice to see how the error develops for changing averaging windows.

The reference solution is computed with the RK2 method with a time steps of $\Delta t = 0.001$. This is more accurate than the fine solver of the two-level method. The errors for the two- and three-level methods can be found in table 5. We may observe that with an increasing number iterations on the coarse level the accuracy of both the two- and three-level methods increases until the methods are converged. How good the approximations of the three-level methods are strongly depends on the choice of the averaging window on the intermediate level, η_1 . For $\eta_1 = 2$ the convergence for the three-level method is almost the same as for the two-level method, whereas the accuracy becomes worse for smaller intermediate averaging windows. Consequently for the case $\eta_1 = 2$ we can benefit from more parallelism of the three-level method. table 6 shows the number of serial steps done for the two- and three-level methods depending on the iterations. Especially, we see that we do less serial steps when the three-level method is applied.

5.5 1D Rotating Shallow Water Equations (RSWE)

Here solutions to the RSWE given by the equations

$$\frac{dv_1}{dt} + \frac{1}{\varepsilon} \left(-v_2 + F^{-1/2} \frac{dh}{dx} \right) + v_1 \frac{dv_1}{dx} = \mu \partial_x^4 v_1 \quad (42)$$

$$\frac{dv_2}{dt} + \frac{1}{\varepsilon} v_1 + v_1 \frac{dv_2}{dx} = \mu \partial_x^4 v_2 \quad (43)$$

$$\frac{dh}{dt} + \frac{F^{-1/2}}{\varepsilon} \frac{dv_1}{dx} + \frac{\partial}{\partial x} (h v_1) = \mu \partial_x^4 h \quad (44)$$

shall be computed. This is the same example investigated in [10] where convergence of the two-level method with averaging was shown. With $h(x, t)$ we denote the surface height and $v_1(x, t), v_2(x, t)$ are the horizontal velocity. We choose the parameter $\varepsilon = 1/10$ which is the Rossby number and we vary the Burger number to be 1 in the first case and $1/100$ in the second case. The Froude number is given by the relation $F^{1/2} \varepsilon$. Moreover, a hyperviscosity term with diffusion coefficient $\mu = 10^{-4}$ is used. Additionally, we impose periodic boundary conditions and use the following initial data

$$\begin{aligned} v_1 &= 0, & v_2 &= 0 \\ h &= c_1 \left(e^{(-4(x-\pi/4)^2)} \sin(3(x-\pi/2)) + e^{(-2(x-\pi)^2)} \sin(8(x-\pi)) \right) + c_0, \end{aligned} \quad (45)$$

where the constants c_1 and c_2 are chosen such such that

$$\int_0^{2\pi} h(x, 0) dx = 0, \quad \max_x |h(x, 0)| = 1.$$

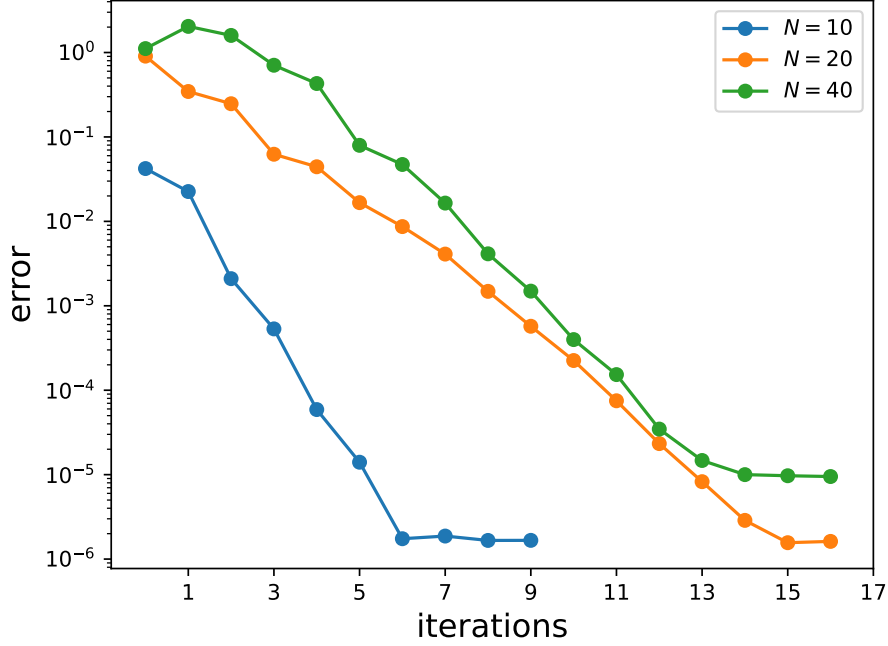


Figure 9: Error of the numerical solution to the RSWE with a three-level Parareal method with averaging, parameter choice: $\varepsilon = 0.1, F = 1$

To solve the RSWE numerically a pseudo-spectral method with 128 spatial Fourier modes is applied. For the time stepping we use a three-level Parareal scheme with averaging in two different parameter regimes. The Rossby number ε is chosen 0.1 in both cases. In the first test the Burger number is chosen to be 1. This test was done with coarsening factors $N = 10, 20, 40$ and an interval length 48. In the second test the Burger number is chosen to be $1/100$. The coarsening factors were $N = 10, 20, 30$ and an interval length was 45. For both tests, the time step on the finest level is $1/2000$. The time steps on level 1 and 2 are determined by the fine time step and the coarsening factor. The averaging windows on the levels 1 and 2 are chosen to be equal to the time steps on the levels 1 and 2. In fig. 9 and fig. 10, we can see that the numerical method converges with increasing number iterations. For the case $F = 1/100$ fewer iterations are needed for convergence compared to the case $F = 1$.

Suppose we were given a two-level method to solve the case with $F = 1$. The two-level method uses a coarsening factor $N = 40$ and two correction iterations are done. The solution interval in time is $[0, 48]$. Then we want to answer the question if it is possible to design a three-level method which is more efficient than the two-level method. The two-level method gives an error of $1.7963565539455182e-05$, where 7280 serial steps are done. We compare it to the three-level method with a coarsening factor of $N = 20$. With k we denote the number of steps on the coarse level and we do 3 iterations on the intermediate levels. Then the three-level method converges to a two-level method with three iterations which guarantees that the three-level method is more exact than the two-level method with two iterations. When $k < 28$ we do less serial steps with the three-level method than with two-level method with two iterations. With the three-level method we reach the accuracy of the two-level method with two iterations after 13 iterations already. Therefore we can find a three-level method which is more efficient than two-level method with two iterations.

Now we consider the case $N = 1/100$. We choose a two-level method with a coarsening factor of $N = 60$ and do two correction iterations. Thus 4560 serial steps must be done. We compare this method to the three-level method with a coarsening factor of $N = 30$ and $k_1 = 3$ iterations on level 1. Thus depending on the number of iterations on k_2 we do $340k_2 + 100$ serial steps with three-level method. If we do not more than 13 iterations with the three-level method, the computational complexity of the three-level method is less than the computational complexity of the two-level method. The three-level method is more accurate than the two-level method after 8 iterations already, as the two-level method gives an error of 0.00019024269235007262 .

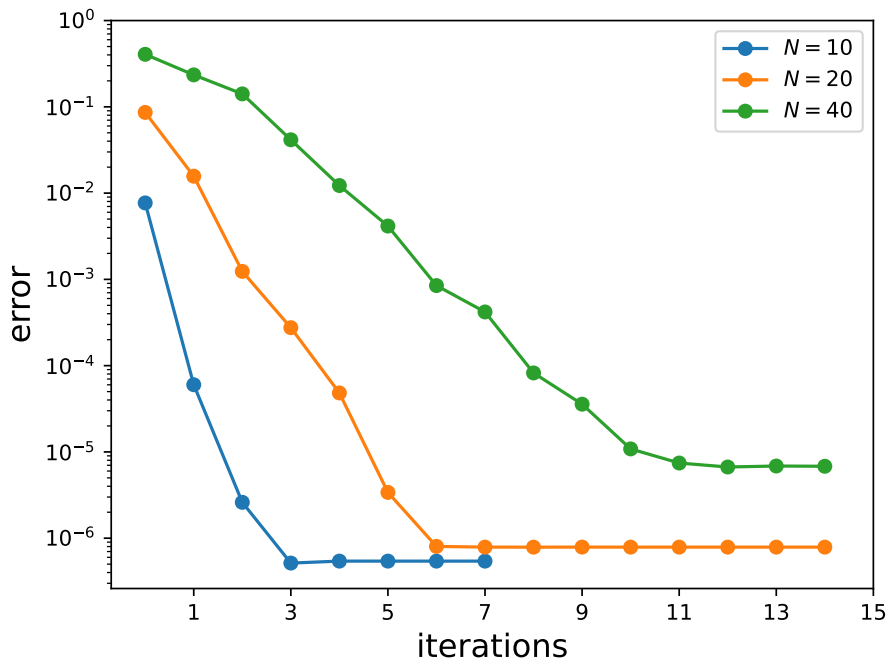


Figure 10: Error of the numerical solution to the RSWE with a three-level Parareal method with averaging, parameter choice: $\varepsilon = 0.1$, $F = 1/100$

6 Discussion and conclusion

In the present study, a Multi-level Parareal method with and without averaging for was proposed and investigated, with a special focus on oscillatory problems. For that we adopted the terminology of cycles used in multigrid-methods. The averaging plays a central role when oscillatory problems shall be solved because it mitigates the oscillatory stiffness. Therefore big time steps can be used on the coarse levels, which was later demonstrated in the numerical examples. For future studies a change of the integration kernels might be of interest to adapt the method to dissipative problems.

One important result is the derivation of error bounds for the method building on results in the literature and underpinning theoretically the convergence of the method. In particular, the basic time stepping methods applied on the levels cause an error, denoted as E_l or δ_0 . The errors are amplified as a solution from one level is passed to coarser grids. In the error bound the amplification is given by the amplifications factors A_j . Increasing the number of iterations on a level l changes E_l . Additionally, computational complexity of the Multi-level Parareal method was discussed.

Finally, several numerical examples were studied. The investigation of the numerical examples included a discussion when multiple levels can be more efficient than the Parareal method with only two levels. A gain of efficiency can be difficult to accomplish if the algorithms without averaging are used, see the example in section 5.1. However, combined with the averaging the multi-level approach seems promising, as it allows us to take big time steps on the coarse levels and we do not have to satisfy severe stability constraints imposed by fast oscillations, see the other examples. Example section 5.4 also shows that a good choice of the averaging windows is crucial for the accuracy. Moreover, the computations in section 5.5 show that the Multi-level method can be more efficient than a given two-level method.

The examinations on the example in section 5.4 also inspire an interesting variant of the Multi-level Parareal method. When introducing an intermediate level, we might use a constant function as initial guess on the grids of level 1. In particular, the constant functions on level 1 would admit the initial values provided by level 2. Possibly, this would not increase the error significantly because the level 1 solutions only have to capture the coarse dynamics which is already resolved by the solution from level 2. Additionally, we would save the serial steps needed to compute the initial guess on level 1. The investigations concerning computational complexity and efficiency are not exhaustive and shall be continued in the future on more complex examples including many scales or a continuous range of scales.

A Details of the asymptotic convergence proofs

A.1 Non-exact fine propagator

Lemma A.1. *Suppose we are given the following recurrence relation*

$$e_n^{k+1} = \alpha e_{n-1}^k + \beta e_{n-1}^{k+1} + \delta_n, \quad e_n^0 = \gamma + \beta e_{n-1}^0,$$

with $\delta_0 = 0$ and $\delta_n = \delta$ for $n \geq 1$. Then the e_n^k can be written in non-recursive form as

$$e_n^k \leq \binom{n}{k+1} \gamma \alpha^k \beta^{n-k-1} + n \delta \beta^{n-1} (1 + \alpha_{0n})^{n-1} \quad (46)$$

for $n > k$.

Proof. The recurrence relation has two indices k and n . To eliminate the index n we introduce the generating function ρ_k defined as

$$\rho_k = \sum_{n \geq 1} e_n^k \zeta^n,$$

see for example [24]. Now a recurrence relation for the ρ_k can be derived. We start with $k = 0$.

$$\begin{aligned} \rho_0 &= \beta \sum_{n \geq 1} e_{n-1}^0 \zeta^n + \gamma \sum_{n \geq 1} \zeta^n = \beta \zeta \rho_0 + \gamma \frac{\zeta}{1-\zeta} \\ \rho_0 &= \frac{1}{1-\beta\zeta} \frac{\gamma\zeta}{1-\zeta}, \end{aligned}$$

For $k \geq 1$ we find the following identity.

$$\begin{aligned} \rho_{k+1} &= \alpha \sum_{n \geq 1} e_{n-1}^k \zeta^n + \beta \sum_{n \geq 1} e_{n-1}^{k+1} \zeta^n + \delta \frac{\zeta}{1-\zeta} \\ &= \alpha \zeta \rho_k + \beta \zeta \rho_{k+1} + \delta \frac{\zeta}{1-\zeta} \end{aligned}$$

or

$$\rho_{k+1} = \frac{\alpha\zeta}{1-\beta\zeta} \rho_k + \frac{\delta}{1-\beta\zeta} \frac{\zeta}{1-\zeta}$$

This is a recursion for ρ_k . We introduce the following notation: $d_1 = \frac{\alpha\zeta}{1-\beta\zeta}$ and $d_2 = \frac{\delta}{1-\beta\zeta} \frac{\zeta}{1-\zeta}$. The recursion for the ρ_k can therefore be rewritten as

$$\rho_{k+1} = d_1 \rho_k + d_2.$$

A non-recursive form is given by the the following relation which can be shown using induction

$$\begin{aligned} \rho_k &= d_1^k \rho_0 + d_2 \sum_{r=0}^{k-1} d_1^r \\ &= \left(\frac{\alpha\zeta}{1-\beta\zeta} \right)^k \rho_0 + \frac{\delta}{1-\beta\zeta} \frac{\zeta}{1-\zeta} \sum_{r=0}^{k-1} \left(\frac{\alpha\zeta}{1-\beta\zeta} \right)^r \\ &= \left(\frac{\alpha\zeta}{1-\beta\zeta} \right)^k \frac{1}{1-\beta\zeta} \frac{\gamma\zeta}{1-\zeta} + \frac{\delta}{1-\beta\zeta} \frac{\zeta}{1-\zeta} \sum_{r=0}^{k-1} \left(\frac{\alpha\zeta}{1-\beta\zeta} \right)^r \\ &= \gamma \alpha^k \frac{\zeta^{k+1}}{1-\zeta} \frac{1}{(1-\beta\zeta)^{k+1}} + \frac{\delta\zeta}{1-\zeta} \sum_{r=0}^{k-1} \frac{(\alpha\zeta)^r}{(1-\beta\zeta)^{r+1}} \end{aligned}$$

A bound for the first term in the sum is given in Lemma A.2. The second term is treated separately in Lemma A.3. Altogether we can bound ρ_k by

$$\rho_k \leq \sum_{j \geq k+1} \binom{j}{k+1} \gamma \alpha^k \beta^{j-k-1} \zeta^j + \sum_{n=1}^{\infty} n \delta \beta^{n-1} (1 + \alpha_{0n})^{n-1} \zeta^n.$$

The generating function ρ_k was defined as $\rho_k = \sum_{n \geq 1} e_n^k \zeta^n$ in the beginning. Using the last relation and equating the coefficients, for $n > k$ the error can be estimated by

$$e_n^k \leq \binom{n}{k+1} \gamma \alpha^k \beta^{n-k-1} + n \delta \beta^{n-1} (1 + \alpha_{0n})^{n-1}.$$

Remark: For $n \leq k$ only the fine propagator determines the error. \square

Lemma A.2. Suppose $\beta \geq 1$ and $0 < \zeta < 1/\beta$. Then the following inequality holds

$$\gamma \alpha^k \frac{\zeta^{k+1}}{1-\zeta} \frac{1}{(1-\beta\zeta)^{k+1}} \leq \sum_{j \geq k+1} \binom{j}{k+1} \gamma \alpha^k \beta^{j-k-1} \zeta^j. \quad (47)$$

Proof. Assuming that $0 < \zeta < 1/\beta$, we have

$$\gamma \alpha^k \frac{\zeta^{k+1}}{1-\zeta} \frac{1}{(1-\beta\zeta)^{k+1}} \leq \gamma \alpha^k \frac{\zeta^{k+1}}{(1-\beta\zeta)^{k+2}}.$$

Applying the binomial theorem yields

$$\frac{1}{(1-\beta\zeta)^{k+2}} = \sum_{j \geq 0} \binom{k+1+j}{j} \beta^j \zeta^j.$$

Therefore, we can derive the following relation

$$\begin{aligned} \gamma \alpha^k \frac{\zeta^{k+1}}{(1-\beta\zeta)^{k+2}} &= \sum_{j \geq 0} \binom{k+1+j}{j} \gamma \alpha^k \beta^j \zeta^{k+1+j} \\ &= \sum_{j \geq k+1} \binom{j}{j-(k+1)} \gamma \alpha^k \beta^{j-(k+1)} \zeta^j \\ &= \sum_{j \geq k+1} \binom{j}{k+1} \gamma \alpha^k \beta^{j-k-1} \zeta^j. \end{aligned}$$

\square

Lemma A.3. Suppose we are given $\beta > 1$. Choose ζ such that $\beta\zeta < 1$ and $\frac{\alpha\zeta}{1-\beta\zeta} < 1$. Then, we can find the following estimate

$$\frac{\delta\zeta}{1-\zeta} \sum_{r=0}^{k-1} \left(\frac{(\alpha\zeta)^r}{(1-\beta\zeta)^{r+1}} \right) \leq \sum_{n=1}^{\infty} n \delta \beta^{n-1} (1 + \alpha_{0n})^{n-1} \zeta^n,$$

where $\alpha_{0n} \in [0, \alpha]$.

Proof. We have

$$\begin{aligned} \frac{\delta\zeta}{1-\zeta} \sum_{r=0}^{k-1} \left(\frac{(\alpha\zeta)^r}{(1-\beta\zeta)^{r+1}} \right) &\leq \sum_{r=0}^{k-1} \frac{\delta \alpha^r \zeta^{r+1}}{(1-\beta\zeta)^{r+2}} \\ &= \sum_{r=0}^{k-1} \delta \alpha^r \zeta^{r+1} \sum_{j \geq 0} \binom{r+1+j}{j} \beta^j \zeta^j \\ &= \sum_{r=0}^{k-1} \sum_{j \geq 0} \binom{r+1+j}{j} \delta \alpha^r \beta^j \zeta^{j+r+1} \\ &= \sum_{r=0}^{k-1} \sum_{j \geq r+1} \binom{j}{r+1} \delta \alpha^r \beta^{j-r-1} \zeta^j \end{aligned}$$

In the second line Newton's generalized binomial theorem is applied.

For the summands we define

$$S_r = \alpha^r \delta \sum_{j \geq r+1} \binom{j}{r+1} \beta^{j-r-1} \zeta^j.$$

In particular, we have

$$\begin{aligned} S_0 &= \delta \sum_{j \geq 1} \binom{j}{1} \beta^{j-1} \zeta^j \\ &= \delta \left(\binom{1}{1} \zeta + \binom{2}{1} \beta \zeta^2 + \binom{3}{1} \beta^2 \zeta^3 + \dots \right) \end{aligned}$$

$$\begin{aligned} S_1 &= \alpha \delta \sum_{j \geq 2} \binom{j}{2} \beta^{j-2} \zeta^j \\ &= \alpha \delta \left(\binom{2}{2} \zeta^2 + \binom{3}{2} \beta \zeta^3 + \binom{4}{2} \beta^2 \zeta^4 + \dots \right) \end{aligned}$$

$$\begin{aligned} S_2 &= \alpha^2 \delta \sum_{j \geq 3} \binom{j}{3} \beta^{j-3} \zeta^j \\ &= \alpha^2 \delta \left(\binom{3}{3} \zeta^3 + \binom{4}{3} \beta \zeta^4 + \binom{5}{3} \beta^2 \zeta^5 + \dots \right) \end{aligned}$$

...

$$\begin{aligned} S_{k-1} &= \alpha^{k-1} \delta \sum_{j \geq k} \binom{j}{k} \beta^{j-k} \zeta^j \\ &= \alpha^{k-1} \delta \left(\binom{k}{k} \zeta^k + \binom{k+1}{k} \beta \zeta^{k+1} + \binom{k+2}{k} \beta^2 \zeta^{k+2} + \dots \right) \end{aligned}$$

Now we want to sort the terms with respect to orders of ζ . We see that a term with ζ^s shows up in S_r if $r < s$.

$$\begin{aligned} O(\zeta) &: \quad \delta \binom{1}{1} \beta^0 \\ O(\zeta^2) &: \quad \delta \left(\binom{2}{1} \beta + \alpha \binom{2}{2} \beta^0 \right) \\ O(\zeta^3) &: \quad \delta \left(\binom{3}{1} \beta^2 + \alpha \binom{3}{2} \beta + \alpha^2 \binom{3}{3} \beta^0 \right) \\ &\dots \end{aligned}$$

In general, we find

$$\begin{aligned} O(\zeta^n) &: \quad \delta \sum_{m=1}^{\min(n,k)} \binom{n}{m} \beta^{n-m} \alpha^{m-1} \leq \delta \beta^{n-1} \alpha^{-1} \sum_{m=1}^{\min(n,k)} \binom{n}{m} \alpha^m \\ &\leq \delta \beta^{n-1} \alpha^{-1} ((1 + \alpha)^n - 1) \\ &\leq \delta \beta^{n-1} \alpha^{-1} \alpha n (1 + \alpha_{0n})^{n-1} \\ &= n \delta \beta^{n-1} (1 + \alpha_{0n})^{n-1} \end{aligned}$$

where $1 + \alpha_{0n} \in [1, 1 + \alpha]$. The value of α_{0n} can be different for different n . The third inequality follows from the intermediate value theorem.

$$\frac{\delta \zeta}{1 - \zeta} \sum_{r=0}^{k-1} \frac{(\alpha \zeta)^r}{(1 - \beta \zeta)^{r+1}} \leq \sum_{r=0}^{k-1} S_r \leq \sum_{n=1}^{\infty} n \delta \beta^{n-1} (1 + \alpha_{0n})^{n-1} \zeta^n$$

Remark: In order to reorder the terms in the last inequality we need unconditional convergence of the sum over the S_r . Unconditional convergence is equivalent to absolute convergence in \mathbb{R}^n . As a finite sum over absolutely convergent series, the sum over the S_r is absolutely convergent too. \square

A.2 Results for multiple levels

In this section we use the subsequent notational conventions:

1. To avoid cumbersome notation the constants are not indexed with the level l . Instead we assume that $C_i = \max_l \{C_{i,l}\}$, where l counts the levels.
2. The propagators on the levels $1, \dots, L-1$ have at least an accuracy order of p_c , i.e. $p_c = \min_{l=1, \dots, L-1} \{p_l\}$

In theorem A.5, theorem A.6, theorem A.7 and theorem A.8, we assume that we have a coarsening factor N which relates the levels and is described in section 3.1.2. Then the timesteps on the different levels obey the following relations:

$$\Delta T_l = N^l \Delta t, \quad (48)$$

where $\Delta t = \Delta T_0$ is the time step on the finest level, level 0. Moreover we have

$$\Delta T_l = N^{l-(L-1)} \Delta T_{L-1}, \quad (49)$$

where $\Delta T_{L-1} = \Delta T$ is the time step on the coarsest level, level $L-1$.

Lemma A.4. *We consider the recursively formulated inequality*

$$e_{n,l}^{k_l} \leq E_l + A_l \delta_{l-1},$$

with $\delta_{l-1} = e_{N,l-1}^{k_{l-1}}$ and $e_{n,l}^{k_l} \leq e_{N,l}^{k_l}$ for all $l, n \leq N$. Then we can show the following inequality

$$e_{n,l}^{k_l} \leq \sum_{\bar{l}=1}^l E_{\bar{l}} \prod_{j=\bar{l}+1}^l A_j + \delta_0 \prod_{\bar{l}=1}^l A_{\bar{l}}, \quad (50)$$

which depends on δ_0 and is independent of δ_{l-1} (if $l-1 \geq 1$).

Proof. The proof is given by induction. First we consider the initial case where $l=2$:

$$\begin{aligned} e_{n,1}^{k_1} &\leq E_1 + A_1 \delta_0 \\ &= \sum_{\bar{l}=1}^1 E_{\bar{l}} \prod_{j=\bar{l}+1}^1 A_j + \delta_0 \prod_{\bar{l}=1}^1 A_{\bar{l}}, \end{aligned}$$

Now we do the induction step. We have

$$e_{n,l+1}^{k_{l+1}} \leq E_{l+1} + A_{l+1} \delta_l.$$

Applying $\delta_l = e_{N,l}^{k_l}$ gives

$$\begin{aligned} e_{n,l+1}^{k_{l+1}} &\leq E_{l+1} + A_{l+1} e_{N,l}^{k_l} \\ &\leq E_{l+1} + A_{l+1} \left(\sum_{\bar{l}=1}^l E_{\bar{l}} \prod_{j=\bar{l}+1}^l A_j + \delta_0 \prod_{\bar{l}=1}^l A_{\bar{l}} \right) \\ &= E_{l+1} + \left(\sum_{\bar{l}=1}^l E_{\bar{l}} \prod_{j=\bar{l}+1}^{l+1} A_j + \delta_0 \prod_{\bar{l}=1}^{l+1} A_{\bar{l}} \right) \\ &= \sum_{\bar{l}=1}^{l+1} E_{\bar{l}} \prod_{j=\bar{l}+1}^{l+1} A_j + \delta_0 \prod_{\bar{l}=1}^{l+1} A_{\bar{l}} \end{aligned}$$

□

Lemma A.5. *Suppose δ_0 and A_l satisfy the following relations*

$$\begin{aligned} \delta_0 &= c \frac{\Delta T^{p_0+1}}{N^{(L-1)(p_0+1)-1}} \\ A_l &\leq N \exp \left(C_2 \frac{T}{N^{L-1-l}} + C_1 T \frac{\Delta T^{p_c}}{N^{(L-1-l)(p_c+1)}} \right), \end{aligned}$$

(see theorem A.8 for A_l). Then, we can find the following bound

$$\delta_0 \prod_{\bar{l}=1}^{L-1} A_{\bar{l}} \leq cT\Delta t^{p_0} \exp\left(C_2T \frac{1-1/N^L}{1-1/N} + C_1T\Delta T^{p_c} \frac{1-1/N^{L(p_c+1)}}{1-1/N^{p_c+1}}\right).$$

Proof. We use the estimate for A_l from theorem A.8:

$$\begin{aligned} \delta_0 \prod_{\bar{l}=1}^{L-1} A_{\bar{l}} &\leq c \frac{\Delta T^{p_0+1}}{N^{(L-1)(p_0+1)-1}} \prod_{l=1}^{L-1} N \exp\left(\frac{C_2T}{N^{L-1-l}} + \frac{C_1T\Delta T^{p_c}}{N^{(p_c+1)(L-1-l)}}\right) \\ &\leq c \frac{\Delta T^{p_0+1} N^{L-1}}{N^{(L-1)(p_0+1)-1}} \exp\left(C_2T(1+1/N+\dots+1/N^{L-1}) + \right. \\ &\quad \left. C_1T\Delta T^{p_c}(1+1/N^{p_c+1}+\dots+1/N^{(p_c+1)(L-1)})\right) \\ &= c \frac{\Delta T^{p_0+1} N^{L-1}}{N^{(L-1)(p_0+1)-1}} \exp\left(C_2T \frac{1-1/N^L}{1-1/N} + C_1T\Delta T^{p_c} \frac{1-1/N^{L(p_c+1)}}{1-1/N^{p_c+1}}\right) \\ &= cT \left(\frac{\Delta T}{N^{L-1}}\right)^{p_0} \exp\left(C_2T \frac{1-1/N^L}{1-1/N} + C_1T\Delta T^{p_c} \frac{1-1/N^{L(p_c+1)}}{1-1/N^{p_c+1}}\right). \end{aligned}$$

In the third line the finite geometric series was applied. Furthermore, the relation $N\Delta T = T$ was used in the last line. \square

Lemma A.6. Suppose E_l and A_l can be bounded by the relations (51) and (52). Then the following estimate can be shown

$$\begin{aligned} \sum_{l=1}^{L-1} E_l \prod_{j=l+1}^{L-1} A_j &\leq \exp\left(\frac{C_2T}{1-1/N} + \frac{C_1T\Delta T}{1-1/N^{p_c+1}}\right) \\ &\quad \max_l \left(\binom{N}{k_l+1} C_3 C_1^{k_l} \right) \frac{\Delta T^{kp_c+k+p_c}}{1-(1/N)^{kp_c+k+p_c}}. \end{aligned}$$

Proof. We use the result from theorem A.7.

$$\begin{aligned} \sum_{l=1}^{L-1} E_l \prod_{j=l+1}^{L-1} A_j &\leq \sum_{l=1}^{L-1} \binom{N}{k_l+1} C_3 C_1^{k_l} \Delta T_l^{k_l p_c + k_l + p_c} \Delta T \\ &\quad \exp\left(C_2T \frac{1-1/N^{L-1-l}}{1-1/N} + C_1T\Delta T^{p_c} \frac{1-1/N^{(p_c+1)(L-1-l)}}{1-1/N^{p_c+1}}\right) \\ &\leq \sum_{l=1}^{L-1} \binom{N}{k_l+1} C_3 C_1^{k_l} \Delta T_l^{k_l p_c + k_l + p_c} \Delta T \\ &\quad \exp\left(\frac{C_2T}{1-1/N} + C_1 \frac{T\Delta T^{p_c}}{1-1/N^{p_c+1}}\right) \\ &\leq \exp\left(\frac{C_2T}{1-1/N} + C_1 \frac{T\Delta T^{p_c}}{1-1/N^{p_c+1}}\right) \Delta T \\ &\quad \max_l \left(\binom{N}{k_l+1} C_3 C_1^{k_l} \right) \sum_{l=1}^{L-1} \Delta T_l^{k_l p_c + k_l + p_c} \\ &\leq \exp\left(\frac{C_2T}{1-1/N} + C_1 \frac{T\Delta T^{p_c}}{1-1/N^{p_c+1}}\right) \\ &\quad \max_l \left(\binom{N}{k_l+1} C_3 C_1^{k_l} \right) \frac{\Delta T^{kp_c+k+p_c}}{1-(1/N)^{kp_c+k+p_c}} \end{aligned}$$

where we used $k = \min_{l=1, \dots, L-1} \{k_l\}$ and the geometric series in the last inequality. \square

Lemma A.7. Let E_l and A_l be bounded by the relations eq. (51) and eq. (52). For the expression $E_l \prod_{j=l+1}^{L-1} A_j$ we find the following estimate

$$E_l \prod_{j=l+1}^{L-1} A_j \leq \binom{N}{k_l+1} C_1^{k_l} C_3 (\Delta T_l)^{(k_l p_c + k_l + p_c)} \Delta T \exp \left(C_2 T \frac{1 - 1/N^{(L-1-l)}}{1 - 1/N} + C_1 T \Delta T^{p_c} \frac{1 - 1/N^{(p_c+1)(L-1-l)}}{1 - 1/N^{(p_c+1)}} \right).$$

Proof. The bounds (51) and (52) from theorem A.8 shall be used:

$$\begin{aligned} E_l \prod_{j=l+1}^{L-1} A_j &= \binom{N}{k_l+1} C_1^{k_l} C_3 (\Delta T_l)^{(k_l+1)(p_c+1)} \exp \left(C_2 \frac{T}{N^{L-1-l}} \right) \\ &\quad N^{L-1-l} \exp \left(C_2 T (1 + 1/N + \dots + 1/N^{L-1-l-1}) \right. \\ &\quad \left. + C_1 T \Delta T^{p_c} (1 + 1/N^{p_c+1} + \dots + 1/N^{(p_c+1)(L-1-l-1)}) \right) \\ &= \binom{N}{k_l+1} C_1^{k_l} C_3 (\Delta T_l)^{(k_l+1)(p_c+1)} N^{L-1-l} \\ &\quad \exp \left(C_2 T \frac{1 - 1/N^{(L-1-l)}}{1 - 1/N} + C_1 T \Delta T^{p_c} \frac{1 - 1/N^{(p_c+1)(L-1-l)}}{1 - 1/N^{(p_c+1)}} \right) \\ &\leq \binom{N}{k_l+1} C_1^{k_l} C_3 (\Delta T_l)^{(k_l p_c + k_l + p_c)} \frac{\Delta T}{N^{L-1-l}} N^{L-1-l} \\ &\quad \exp \left(C_2 T \frac{1 - 1/N^{(L-1-l)}}{1 - 1/N} + C_1 T \Delta T^{p_c} \frac{1 - 1/N^{(p_c+1)(L-1-l)}}{1 - 1/N^{(p_c+1)}} \right) \\ &= \binom{N}{k_l+1} C_1^{k_l} C_3 (\Delta T_l)^{(k_l p_c + k_l + p_c)} \Delta T \\ &\quad \exp \left(C_2 T \frac{1 - 1/N^{(L-1-l)}}{1 - 1/N} + C_1 T \Delta T^{p_c} \frac{1 - 1/N^{(p_c+1)(L-1-l)}}{1 - 1/N^{(p_c+1)}} \right). \end{aligned}$$

□

Lemma A.8. Using the relations (17) and (19) to define E_l and A_l we can show the following bounds

$$E_l \leq \binom{N}{k_l+1} C_1^{k_l} C_3 (\Delta T_l)^{(k_l+1)(p_c+1)} \exp \left(C_2 \frac{T}{N^{L-1-l}} \right) \quad (51)$$

$$A_l \leq N \exp \left(C_2 \frac{T}{N^{L-1-l}} + C_1 T \frac{\Delta T^{p_c}}{N^{(L-1-l)(p_c+1)}} \right), \quad (52)$$

where the propagator on level l for $l \geq 1$ has an accuracy order of at least p_c .

Proof. According to (17) and (19) we have

$$\begin{aligned} E_l &= \binom{n}{k_l+1} \gamma_l \alpha_l^{k_l} \beta_l^{N-k_l-1} \\ A_l &= N \beta_l^{N-1} (1 + \alpha_{0N,l})^{N-1}. \end{aligned}$$

In addition, we assume we have a coarsening factor N which relates the levels and is described in section 3.1.2 and by the relations 48 and 49. Then the following relations hold

$$\begin{aligned} \alpha_l &= C_1 \Delta T_l^{p_c+1} = C_1 \left(\frac{\Delta T}{N^{L-1-l}} \right)^{p_c+1} \\ \beta_l &= 1 + C_2 \Delta T_l = \left(1 + C_2 \frac{\Delta T}{N^{L-1-l}} \right) \\ \gamma_l &= C_3 \Delta T_l^{p_c+1} = C_3 \left(\frac{\Delta T}{N^{L-1-l}} \right)^{p_c+1} \\ \delta_0 &= c \Delta T_1 \Delta t^{p_0} = c \left(\frac{\Delta T}{N^{L-1-1}} \right) \left(\frac{\Delta T}{N^{L-1}} \right)^{p_0} = c \frac{\Delta T^{p_0+1}}{N^{(L-1)(p_0+1)-1}} \end{aligned}$$

Thus we get for E_l

$$\begin{aligned}
E_l &= \binom{N}{k_l+1} C_3 \left(\frac{\Delta T}{N^{L-1-l}} \right)^{p_c+1} \left(C_1 \left(\frac{\Delta T}{N^{L-1-l}} \right)^{p_c+1} \right)^{k_l} \left(1 + C_2 \frac{\Delta T}{N^{L-1-l}} \right)^{N-k_l-1} \\
&\leq \binom{N}{k_l+1} C_1^{k_l} C_3 (\Delta T_l)^{(k+1)(p_c+1)} \exp \left(C_2 \frac{T_n - T_{k_l-1}}{N^{L-1-l}} \right) \\
&\leq \binom{N}{k_l+1} C_1^{k_l} C_3 (\Delta T_l)^{(k+1)(p_c+1)} \exp \left(C_2 \frac{T}{N^{L-1-l}} \right),
\end{aligned}$$

where T_0, T_1, \dots, T_N denote the grid points on the coarsest level.

In addition, for A_l we find

$$\begin{aligned}
A_l &= N \beta_l^{N-1} (1 + \alpha_{0,N,l})^{N-1} \\
&\leq N \beta_l^{N-1} (1 + \alpha_l)^{N-1} \\
&= N \left(1 + C_2 \frac{\Delta T}{N^{L-1-l}} \right)^{N-1} \left(1 + C_1 \left(\frac{\Delta T}{N^{L-1-l}} \right)^{p_c+1} \right)^{N-1} \\
&\leq N \exp \left(C_2 (N-1) \frac{\Delta T}{N^{L-1-l}} + C_1 (N-1) \left(\frac{\Delta T}{N^{L-1-l}} \right)^{p_c+1} \right) \\
&\leq N \exp \left(C_2 \frac{T}{N^{L-1-l}} + C_1 T \left(\frac{\Delta T^{p_c}}{N^{(L-1-l)(p_c+1)}} \right) \right)
\end{aligned}$$

In the last inequality we exploit that $N\Delta T = T$, where T is the length of the integration interval (on the coarsest level). \square

B Details about $\mathcal{M}_{0,l}$ and $\mathcal{M}_{1,l}$

To simplify the notation, we write \mathcal{M}_0 instead of $\mathcal{M}_{0,l}$ and \mathcal{M}_1 instead of $\mathcal{M}_{1,l}$. Additionally, we neglect the level when we refer to the exact and numerical propagators of the averaged system, i.e. we use \bar{E} instead of \bar{E}^l and \bar{P} instead of \bar{P}^l . To emphasize the dependence of a solution of a differential equation on the initial values we also employ the flow notation in this section, consequently $\varphi_t(u_0)$ and $u(t)$ are used equivalently. The subsequent investigations shall justify the assumption of Lipschitz continuity in u_0 of

$$\mathcal{M}_0(u_0, \varepsilon, \eta, \Delta T) = \bar{E}(u_0) - P(u_0) \quad \text{and} \quad (53)$$

$$\mathcal{M}_1(u_0, \varepsilon, \eta) = E(u_0) - \bar{E}(u_0). \quad (54)$$

Lemma B.1. \mathcal{M}_0 is Lipschitz continuous in the first argument. (Parts of the proof are needed later in the next Lemma.)

Proof. For the estimate of \mathcal{M}_0 , we apply equation 8 and follow the same arguments as in the proof of theorem 3.3. This gives

$$\|\mathcal{M}_0(v_1(t_0), \varepsilon, \eta, \Delta T) - \mathcal{M}_0(v_2(t_0), \varepsilon, \eta, \Delta T)\| \leq \Delta T^{p+1} L \|v_1(t) - v_2(t)\|.$$

Now, we have to show that the expression $\|v_1(t) - v_2(t)\|$ satisfies an estimate of the form

$$\|v_1(t) - v_2(t)\| \leq \tilde{L} \|v_1(t_0) - v_2(t_0)\|,$$

where t_0 is the initial time.

First, we show that the averaged non-linearity can be bounded:

Let us assume that the unaveraged non-linearity and its derivatives are bounded by a constant M . In particular we have

$$-M \leq \partial_2 N(t, \varphi_t(x)) \leq M,$$

where ∂_2 denotes the partial derivative with respect to the second component. From this we can conclude that

$$\begin{aligned}
-M &= -\frac{1}{\eta} \int_{-\eta/2}^{\eta/2} \rho\left(\frac{s}{\eta}\right) M \, ds \\
&\leq \frac{1}{\eta} \int_{-\eta/2}^{\eta/2} \rho\left(\frac{s}{\eta}\right) \partial_2 N(s+t, \varphi_{s+t}(x)) \, ds \\
&= \partial_2 N_\eta(t, \varphi_t(x)) \\
&\leq \frac{1}{\eta} \int_{-\eta/2}^{\eta/2} \rho\left(\frac{s}{\eta}\right) M \, ds = M.
\end{aligned}$$

In [25] on page 92 equation (4.22) we find a result about the dependence of an ordinary differential equation on the initial condition. Especially, the dependence of a differential equation on the initial condition obeys another differential equation

$$\partial_t(\partial_x \varphi_t(x)) = \partial_2 N_\eta(t, \varphi_t(x)) \partial_x \varphi_t(x), \quad (55)$$

where the identity matrix I is the initial condition of equation (55).

This is a linear equation in $\partial_x \varphi_t(x)$. Thus, applying the bound from above we can conclude

$$-e^{Mt} \leq \partial_x \varphi_t(x) \leq e^{Mt},$$

which leads to the relation

$$|\varphi_t(v_0) - \varphi_t(w_0)| \leq |v_0 - w_0| e^{Mt}.$$

Only the non-stiff nonlinearity determines how fast two solutions of the modulation equation with distinct initial values diverge! This is also true for the averaged version of the modulation equation! \square

We rewrite equation eq. (3) and eq. (6) as

$$\frac{dw}{d\tilde{t}} = N\left(\frac{\tilde{t}}{\varepsilon}, w(\tilde{t})\right) \quad \tilde{t} \in [0, 1] \quad (56)$$

$$\frac{d\bar{w}}{d\tilde{t}} = N_\eta\left(\frac{\tilde{t}}{\varepsilon}, \bar{w}(\tilde{t})\right) \quad \tilde{t} \in [0, 1]. \quad (57)$$

Applying the time transformation $t(\tilde{t}) = \tilde{t}/\varepsilon$ leads to the new problems

$$\frac{dw_s}{dt} = \varepsilon N(t, w_s(t)) \quad t \in [0, 1/\varepsilon] \quad (58)$$

$$\frac{d\bar{w}_s}{dt} = \varepsilon N_\eta(t, \bar{w}_s(t)) \quad t \in [0, 1/\varepsilon]. \quad (59)$$

From now on we will work with equations eq. (58) and eq. (59) and skip the index s (for slow). Considering the equations eq. (58) and eq. (59) we see that the derivatives of w and \bar{w} are bounded by εM . In the following, we will use the equivalent notations $w(t) = \varphi_t(w_0)$ and $\bar{w}(t) = \bar{\varphi}_t(w_0)$. Moreover, the subsequent expression is valid

$$\begin{aligned}
\mathcal{M}_1(v_0, \varepsilon, \eta) - \mathcal{M}_1(w_0, \varepsilon, \eta) &= v(\tilde{t}) - \bar{v}(\tilde{t}) - [w(\tilde{t}) - \bar{w}(\tilde{t})] \\
&= v(t) - \bar{v}(t) - [w(t) - \bar{w}(t)] \\
&= \varepsilon \int_0^t N(\tau, \varphi_\tau(v_0)) d\tau - \varepsilon \int_0^t N_\eta(\tau, \bar{\varphi}_\tau(v_0)) d\tau \\
&\quad - \left(\varepsilon \int_0^t N(\tau, \varphi_\tau(w_0)) d\tau - \varepsilon \int_0^t N_\eta(\tau, \bar{\varphi}_\tau(w_0)) d\tau \right).
\end{aligned}$$

We will now establish the Lipschitz continuity of $\mathcal{M}_1(u_0, \varepsilon, \eta)$ in the first component.

Lemma B.2. \mathcal{M}_1 can be bounded by a Lipschitz constant of the order $\varepsilon\eta$ in u_0 .

Proof. For the estimate of \mathcal{M}_1 we have

$$\begin{aligned}\varphi_t(v_0) - \bar{\varphi}_t(v_0) &= \varepsilon \int_0^t N(\tau, \varphi_\tau(v_0)) d\tau - \varepsilon \int_0^t N_\eta(\tau, \bar{\varphi}_\tau(v_0)) d\tau \\ &= \varepsilon \int_0^t \frac{1}{\eta} \int_{-\eta/2}^{\eta/2} \rho\left(\frac{s}{\eta}\right) (N(\tau, \varphi_\tau(v_0)) - N(\tau + s, \bar{\varphi}_\tau(v_0))) ds d\tau \\ &= \dots\end{aligned}$$

A zeroth order Taylor representation in s is applied for $N(\tau + s, v(\tau))$:

$$N(\tau + s, \bar{\varphi}_\tau(v_0)) = N(\tau, \bar{\varphi}_\tau(v_0)) + \int_0^s \partial_1 N(\tau + r, \bar{\varphi}_\tau(v_0)) dr.$$

Note: $s \in [-\eta/2, \eta/2]$.

$$\begin{aligned}\dots &= \varepsilon \int_0^t \frac{1}{\eta} \int_{-\eta/2}^{\eta/2} \rho\left(\frac{s}{\eta}\right) \left(N(\tau, \varphi_\tau(v_0)) - \left[N(\tau, \bar{\varphi}_\tau(v_0)) + \int_0^s \partial_1 N(\tau + r, \bar{\varphi}_\tau(v_0)) dr \right] \right) ds d\tau \\ &= \varepsilon \int_0^t \frac{1}{\eta} \int_{-\eta/2}^{\eta/2} \rho\left(\frac{s}{\eta}\right) \left(N(\tau, \varphi_\tau(v_0)) - N(\tau, \bar{\varphi}_\tau(v_0)) \right) ds d\tau \dots \text{ (term 1)} \\ &\quad - \varepsilon \int_0^t \frac{1}{\eta} \int_{-\eta/2}^{\eta/2} \rho\left(\frac{s}{\eta}\right) \int_0^s \partial_1 N(\tau + r, \bar{\varphi}_\tau(v_0)) dr ds d\tau \text{ (term 2)}\end{aligned}$$

We split the above relation into term 1 and term 2 and continue the computations separately. For the contribution of term 2 we find the estimate

$$\begin{aligned}\|\varphi_t(v_0) - \bar{\varphi}_t(v_0) - (\varphi_t(w_0) - \bar{\varphi}_t(w_0))\| \Big|_{\text{term 2}} &\leq \varepsilon \int_0^t \frac{1}{\eta} \int_{-\eta/2}^{\eta/2} \rho\left(\frac{s}{\eta}\right) \int_0^s \|\partial_1 N(\tau + r, \bar{\varphi}_\tau(v_0)) - \partial_1 N(\tau + r, \bar{\varphi}_\tau(w_0))\| dr ds d\tau \\ &\leq \varepsilon \int_0^t \frac{1}{\eta} \int_{-\eta/2}^{\eta/2} \rho\left(\frac{s}{\eta}\right) \int_0^s M \|\bar{\varphi}_\tau(v_0) - \bar{\varphi}_\tau(w_0)\| dr ds d\tau \\ &\leq \varepsilon \int_0^t \frac{1}{\eta} \int_{-\eta/2}^{\eta/2} \rho\left(\frac{s}{\eta}\right) M s e^{\varepsilon M \tau} \|v_0 - w_0\| ds d\tau \\ &\leq \varepsilon \int_0^t M e^{\varepsilon M \tau} \eta d\tau \|v_0 - w_0\| \\ &\leq (e^{\varepsilon M t} - 1) \varepsilon \eta \|v_0 - w_0\|\end{aligned}$$

This bound is of order $\varepsilon \eta$ and linear in $\|v_0 - w_0\|$. Note: $t \in [0, 1/\varepsilon]$

For term 1 we find

$$\begin{aligned}\|\varphi_t(v_0) - \bar{\varphi}_t(v_0) - (\varphi_t(w_0) - \bar{\varphi}_t(w_0))\| \Big|_{\text{term 1}} &= \varepsilon \left\| \int_0^t \frac{1}{\eta} \underbrace{\int_0^\eta \rho\left(\frac{s}{\eta}\right)}_{=1} \left(N(\tau, \varphi_\tau(v_0)) - N(\tau, \bar{\varphi}_\tau(v_0)) - [N(\tau, \varphi_\tau(w_0)) - N(\tau, \bar{\varphi}_\tau(w_0))] \right) ds d\tau \right\| \\ &= \varepsilon \left\| \int_0^t N(\tau, \varphi_\tau(v_0)) - N(\tau, \bar{\varphi}_\tau(v_0)) - [N(\tau, \varphi_\tau(w_0)) - N(\tau, \bar{\varphi}_\tau(w_0))] d\tau \right\|\end{aligned} \tag{60}$$

To estimate the contribution of term 1, we consider

$$N(\tau, \varphi_\tau(v_0)) - N(\tau, \bar{\varphi}_\tau(v_0)).$$

Again, a Taylor expansion for this expression can be applied

$$N(\tau, \varphi_\tau(v_0)) = N(\tau, \bar{\varphi}_\tau(v_0)) + (\varphi_\tau(v_0) - \bar{\varphi}_\tau(v_0))\partial_2 N(\tau, \bar{\varphi}_\tau(v_0)) + \int_{\bar{\varphi}_\tau(v_0)}^{\varphi_\tau(v_0)} (\varphi_\tau(v_0) - \sigma)\partial_2^2 N(\tau, \sigma)d\sigma,$$

where ∂_2 denotes the partial derivative with respect to the second component. Thus,

$$N(\tau, \varphi_\tau(v_0)) - N(\tau, \bar{\varphi}_\tau(v_0)) = (\varphi_\tau(v_0) - \bar{\varphi}_\tau(v_0))\partial_2 N(\tau, \bar{\varphi}_\tau(v_0)) + \int_{\bar{\varphi}_\tau(v_0)}^{\varphi_\tau(v_0)} (\varphi_\tau(v_0) - \sigma)\partial_2^2 N(\tau, \sigma)d\sigma$$

and

$$\begin{aligned} & N(\tau, \varphi_\tau(v_0)) - N(\tau, \bar{\varphi}_\tau(v_0)) - [N(\tau, \varphi_\tau(w_0)) - N(\tau, \bar{\varphi}_\tau(w_0))] = \\ & (\varphi_\tau(v_0) - \bar{\varphi}_\tau(v_0))\partial_2 N(\tau, \bar{\varphi}_\tau(v_0)) + \int_{\bar{\varphi}_\tau(v_0)}^{\varphi_\tau(v_0)} (\varphi_\tau(v_0) - \sigma)\partial_2^2 N(\tau, \sigma)d\sigma - \dots \\ & \left[(\varphi_\tau(w_0) - \bar{\varphi}_\tau(w_0))\partial_2 N(\tau, \bar{\varphi}_\tau(w_0)) + \int_{\bar{\varphi}_\tau(w_0)}^{\varphi_\tau(w_0)} (\varphi_\tau(w_0) - \sigma)\partial_2^2 N(\tau, \sigma)d\sigma \right] = \\ & \iota_1(\varphi_\tau(v_0) - \bar{\varphi}_\tau(v_0)) - [\iota_2(\varphi_\tau(w_0) - \bar{\varphi}_\tau(w_0))] + \dots \\ & \int_{\bar{\varphi}_\tau(v_0)}^{\varphi_\tau(v_0)} (\varphi_\tau(v_0) - \sigma)\partial_2^2 N(\tau, \sigma)d\sigma - \int_{\bar{\varphi}_\tau(w_0)}^{\varphi_\tau(w_0)} (\varphi_\tau(w_0) - \sigma)\partial_2^2 N(\tau, \sigma)d\sigma, \end{aligned}$$

where we introduced the notation

$$\iota_1[a] = a\partial_2 N(\tau, \bar{\varphi}_\tau(v_0)) \quad \iota_2[a] = a\partial_2 N(\tau, \bar{\varphi}_\tau(w_0))$$

An estimate for the integrals in the above expression is given by

$$\begin{aligned} & \int_{\bar{\varphi}_\tau(v_0)}^{\varphi_\tau(v_0)} \underbrace{(\varphi_\tau(v_0) - \sigma)}_{O(\varepsilon\eta)} \partial_2^2 N(\tau, \sigma)d\sigma - \int_{\bar{\varphi}_\tau(w_0)}^{\varphi_\tau(w_0)} \underbrace{(\varphi_\tau(w_0) - \sigma)}_{O(\varepsilon\eta)} \partial_2^2 N(\tau, \sigma)d\sigma \\ & \leq M\varepsilon\eta \left(\int_{\bar{\varphi}_\tau(v_0)}^{\varphi_\tau(v_0)} ds - \int_{\bar{\varphi}_\tau(w_0)}^{\varphi_\tau(w_0)} ds \right) \\ & \leq M\varepsilon\eta [(\varphi_\tau(v_0) - \varphi_\tau(w_0)) - (\bar{\varphi}_\tau(v_0) - \bar{\varphi}_\tau(w_0))]. \end{aligned}$$

For the other terms we have

$$\begin{aligned} & \iota_1[\varphi_\tau(v_0) - \bar{\varphi}_\tau(v_0)] - \iota_2[\varphi_\tau(w_0) - \bar{\varphi}_\tau(w_0)] \\ & = \iota_1[\varphi_\tau(v_0) - \bar{\varphi}_\tau(v_0)] - \iota_2[\varphi_\tau(v_0) - \bar{\varphi}_\tau(v_0)] + \iota_2[\varphi_\tau(v_0) - \bar{\varphi}_\tau(v_0)] - \iota_2[\varphi_\tau(w_0) - \bar{\varphi}_\tau(w_0)] \\ & = \underbrace{(\iota_1 - \iota_2)}_{\leq M e^{\varepsilon M \tau} |v_0 - w_0|} \underbrace{[\varphi_\tau(v_0) - \bar{\varphi}_\tau(v_0)]}_{\leq \tilde{m}\varepsilon\eta = O(\varepsilon\eta)} + \underbrace{\iota_2 \{[\varphi_\tau(v_0) - \bar{\varphi}_\tau(v_0)] - [\varphi_\tau(w_0) - \bar{\varphi}_\tau(w_0)]\}}_{\leq M([\varphi_\tau(v_0) - \bar{\varphi}_\tau(v_0)] - [\varphi_\tau(w_0) - \bar{\varphi}_\tau(w_0)])}. \end{aligned}$$

For the $O(\varepsilon\eta)$ estimate, we refer to Corollary 4.1 in[16] or equation eq. (31).

In this place, the derived estimates can be used to apply the integral version of Gronwall's lemma together with boundedness of the derivatives of the nonlinearity N . In particular, Gronwall's inequality can be applied to

$$\begin{aligned}
& \varphi_t(v_0) - \bar{\varphi}_t(v_0) - [\varphi_t(w_0) - \bar{\varphi}_t(w_0)] \\
& \leq T(e^{\varepsilon Mt} - 1)\varepsilon\eta\|v_0 - w_0\| \\
& \quad + \varepsilon \int_0^t M\varepsilon\eta [(\varphi_\tau(v_0) - \varphi_\tau(w_0)) - (\bar{\varphi}_\tau(v_0) - \bar{\varphi}_\tau(w_0))] d\tau \\
& \quad + \varepsilon \int_0^t M([\varphi_\tau(v_0) - \bar{\varphi}_\tau(v_0)] - [\varphi_\tau(w_0) - \bar{\varphi}_\tau(w_0)]) d\tau \\
& \quad + \varepsilon \int_0^t \tilde{M}e^{\varepsilon M\tau}\varepsilon\eta|v_0 - w_0| d\tau \\
& = \underbrace{\left(T + \varepsilon\frac{\tilde{M}}{M}\right)}_{\alpha_G} (e^{\varepsilon Mt} - 1)\varepsilon\eta\|v_0 - w_0\| \\
& \quad + \varepsilon \int_0^t M(1 + \varepsilon\eta) [(\varphi_\tau(v_0) - \varphi_\tau(w_0)) - (\bar{\varphi}_\tau(v_0) - \bar{\varphi}_\tau(w_0))] d\tau,
\end{aligned}$$

where $t \in [0, 1/\varepsilon]$. As α_G depends linearly on $\|v_0 - w_0\|$, we obtain Lipschitz continuity in the initial data. Additionally α_G contains the factor $\varepsilon\eta$ which guarantees that the bound of \mathcal{M}_1 has the same factor. \square

Acknowledgments

Juliane Rosemeier is funded by German Research Foundation (DFG) through Walter Benjamin Programme, project *Formulation and numerical computation of the low frequency mean flow of fluids*.

References

- [1] G. BAL, *On the convergence and the stability of the parareal algorithm to solve partial differential equations*, 2005.
- [2] H. DE STERCK, S. FRIEDHOFF, A. J. M. HOWSE, AND S. P. MACLACHLAN, *Convergence analysis for parallel-in-time solution of hyperbolic systems*, Numerical Linear Algebra with Applications, 27 (2020), p. e2271.
- [3] W. E AND B. ENQUIST, *Multiscale modeling and computation*, Notices Amer. Math. Soc, 50 (2003), pp. 1062–1070.
- [4] P. F. EMBID AND A. J. MAJDA, *Averaging over fast gravity waves for geophysical flows with arbitrary potential vorticity*, Communications in Partial Differential Equations, 21 (1996), pp. 619–658.
- [5] B. ENQUIST AND R. TSAI, *Heterogeneous multiscale methods for stiff ordinary differential equations*, Math. Comput., 74 (2005), pp. 1707–1742.
- [6] S. FRIEDHOFF AND B. S. SOUTHWORTH, *On “optimal” h-independent convergence of parareal and multigrid-reduction-in-time using runge-kutta time integration*, Numerical Linear Algebra with Applications, 28 (2021), p. e2301.
- [7] M. GANDER, F. KWOK, AND H. ZHANG, *Multigrid interpretations of the parareal algorithm leading to an overlapping variant and mgrid*, Comput Vis Sci., 19 (2018), p. 59–74.
- [8] M. J. GANDER AND E. HAIRER, *Nonlinear convergence analysis for the parareal algorithm*, in Domain Decomposition Methods in Science and Engineering XVII, Springer Berlin Heidelberg, 2008.
- [9] M. J. GANDER AND S. VANDEWALLE, *Analysis of the parareal time-parallel time-integration method*, SIAM Journal on Scientific Computing, 29 (2007), pp. 556–578.
- [10] T. HAUT AND B. WINGATE, *An asymptotic parallel-in-time method for highly oscillatory pdes*, SIAM Journal on Scientific Computing, 36 (2014), pp. A693–A713, .

- [11] A. HESSENTHALER, B. S. SOUTHWORTH, D. NORDSLETTEN, O. RÖHRLE, R. D. FALGOUT, AND J. B. SCHRODER, *Multilevel convergence analysis of multigrid-reduction-in-time*, SIAM Journal on Scientific Computing, 42 (2020), pp. A771–A796.
- [12] D. D. HOLM AND P. LYNCH, *Stepwise precession of the resonant swinging spring*, SIAM J. Appl. Dyn. Syst., 1 (2002), pp. 44–64.
- [13] R. M. B. R. B. P. B. J. C. M. D. W. F. R. M. C. M. S. O. C. P. A. S. K. V. S. W. N. LAWRENCE, B. N. AND S. WILSON.
- [14] J.-L. LIONS, Y. MADAY, AND G. TURINICI, *A "parareal" in time discretization of PDE's*, Comptes Rendus de l'Académie des Sciences - Series I - Mathematics, 332 (2001), pp. 661–668.
- [15] P. LYNCH, *Resonant rossby wave triads and the swinging spring*, Bull. Amer. Met. Soc, 84 (2003), pp. 605–616.
- [16] A. G. PEDDLE, T. HAUT, AND B. WINGATE, *Parareal convergence for oscillatory pdes with finite time-scale separation*, SIAM Journal on Scientific Computing, 41 (2019), pp. A3476–A3497.
- [17] D. RUPRECHT, *Wave propagation characteristics of parareal*, Computing and Visualization in Science, 19 (2018).
- [18] SANDERS, F. VERHULST, AND J. MURDOCK, *Averaging Methods in Nonlinear Dynamical Systems*, Springer New York, NY, 2 ed., 2007.
- [19] B. SOUTHWORTH, W. MITCHELL, A. HESSENTHALER, AND F. DANIELI, *Tight two-level convergence of linear parareal and mgrid: Extensions and implications in practice*, in Ong, B., Schroder, J., Shipton, J., Friedhoff, S. (eds) Parallel-in-Time Integration Methods. PinT 2020. Springer Proceedings in Mathematics & Statistics, vol. 356, Springer, Cham., 2021.
- [20] B. S. SOUTHWORTH, *Necessary conditions and tight two-level convergence bounds for parareal and multigrid reduction in time*, SIAM Journal on Matrix Analysis and Applications, 40 (2019), pp. 564–608.
- [21] J. STEINER, D. RUPRECHT, R. SPECK, AND R. KRAUSE, *Convergence of Parareal for the Navier-Stokes equations depending on the Reynolds number*, in Numerical Mathematics and Advanced Applications - ENUMATH 2013, A. Abdulle, S. Deparis, D. Kressner, F. Nobile, and M. Picasso, eds., vol. 103 of Lecture Notes in Computational Science and Engineering, Springer International Publishing, 2015, pp. 195–202.
- [22] H. D. STERCK, R. D. FALGOUT, S. FRIEDHOFF, O. A. KRZYSIK, AND S. P. MACLACHLAN, *Optimizing multigrid reduction-in-time and parareal coarse-grid operators for linear advection*, Numer. Linear Algebra Appl., 28 (2021).
- [23] G. K. VALLIS, *Atmospheric and Oceanic Fluid Dynamics: Fundamentals and Large-Scale Circulation*, Cambridge University Press, 2 ed., 2017 .
- [24] H. S. WILF, *Generatingfunctionology*, Academic Press, 1990.
- [25] M. WILKE AND J. W. PRÜSS, *Gewöhnliche Differentialgleichungen und dynamische Systeme (Grundstudium Mathematik)*, Birkhäuser, 2010.