

# Isolated flat bands in 2D lattices based on a novel path-exchange symmetry

Jun-Hyung Bae<sup>1</sup>, Tigran Sedrakyan<sup>2</sup>, Saurabh Maiti<sup>1,3</sup>

<sup>1</sup> Department of Physics, Concordia University, Montreal, QC H4B 1R6, Canada

<sup>2</sup> Department of Physics, University of Massachusetts, Amherst, MA 01003, USA

<sup>3</sup> Centre for Research in Molecular Modelling, Concordia University, Montreal, QC H4B 1R6, Canada

December 4, 2023

## Abstract

The increased ability to engineer two-dimensional (2D) systems, either using materials, photonic lattices, or cold atoms, has led to the search for 2D structures with interesting properties. One such property is the presence of flat bands. Typically, the presence of these requires long-ranged hoppings, fine-tuning of nearest neighbor hoppings, or breaking time-reversal symmetry by using a staggered flux distribution in the unit cell. We provide a prescription based on carrying out projections from a parent system to generate different flat band systems. We identify the conditions for maintaining the flatness and identify a novel path-exchange symmetry in such systems that cause the flat band to be degenerate with the other dispersive ones. Breaking this symmetry leads to lifting the degeneracy while still preserving the flatness of the band. This technique does not require changing the topology nor breaking time-reversal symmetry as was suggested earlier in the literature. The prescription also eliminates the need for any fine-tuning. Moreover, it is shown that the subsequent projected systems inherit the precise fine-tuning conditions that were discussed in the literature for similar systems, in order to have and isolate a flat band. As examples, we demonstrate the use of our prescription to arrive at the flat band conditions for popular systems like the Kagomé, the Lieb, and the Dice lattices.

## Contents

<b>1</b>	<b>Introduction</b>	<b>2</b>
<b>2</b>	<b>Kagomé: naïve attempts to lift the flat band degeneracy</b>	<b>5</b>
2.1	Onsite perturbations and strain	5
2.2	Breaking TRS	6
<b>3</b>	<b>Kagomé: Flat band preserving parameterization</b>	<b>7</b>
3.1	Physical meaning behind the $r$ -parameter	9
3.2	Model with $ r  > 1$	10

<b>4</b>	<b>A prescription to generate flat band systems</b>	<b>11</b>
4.1	Flat bands beyond the bipartite condition	14
<b>5</b>	<b>Isolating the flat band</b>	<b>16</b>
<b>6</b>	<b>Application of the prescription to other lattices</b>	<b>18</b>
6.1	Lieb lattice and its projections	19
6.2	Dice lattice and its projections	22
<b>7</b>	<b>Conclusion</b>	<b>24</b>
<b>A</b>	<b>Useful relations between matrix elements <math>\tilde{\alpha}_i</math></b>	<b>25</b>
<b>B</b>	<b>Properties of non-square matrices</b>	<b>26</b>
<b>C</b>	<b>Identifying the path-exchange symmetry</b>	<b>26</b>
	<b>References</b>	<b>27</b>

---

## 1 Introduction

The term ‘flat band systems’ has recently attracted a lot of attention. There are at least two contexts in which this term is used. The first, and probably the more popular, is in the context of Moiré bands [1, 2] in twisted, layered Vanderwaals systems (epitomized by twisted bi-layer Graphene [3–10]) where the multiple band-foldings due to enlarging of the unit-cell results in bands which can have significant regions in the Brillouin zone (BZ) where they disperse very weakly. This leads to an enhanced density of states (DOS), and if the chemical potential is around this region, many of the physics of itinerant electrons manifest themselves as a strongly correlated problem as the relevant dimensionless parameter  $\nu_F U$  (where  $\nu_F$  is the density of states at the Fermi surface and  $U$  is some scale of interaction in the problem) could be made large even for small  $U$ . Another aspect driving the system towards strong correlation physics is the fact that the competition from the kinetic energy (which is characterized by the dispersiveness of a band) falls off due to the reduction of the bandwidth.

The second context in which the term ‘flat band’ is used is in the technically strict sense where systems have perfectly flat dispersionless bands. Some systems that are popularly discussed are the Kagomé lattice [11], the Lieb lattice [12], and the Dice lattice [13]. While there aren’t any natural systems with these specific lattice structures, some of them can be realized in cross-sections of crystals, [14] while some could be artificially engineered [15–19]. It should be noted that these systems have a perfectly flat band within the nearest neighbor (nn) approximation. Beyond the nn, the flatness is disturbed, of course, and the flat band acquires a bandwidth that is generally still much smaller than that of the ‘flat bands’ in the Vanderwaals systems. In this work, we are interested in this second type of systems and thus reserve the term ‘flat’ for them in the rest of this article.

Investigating flat bands is of fundamental interest [20] for a variety of reasons: it offers

novel perspectives on topology [21, 22]; if they are topological, then it is expected that exotic physics of the fractional Quantum Hall effect could be observed in zero-field and at high temperatures [23]; a universal low-energy behavior that is different from the Fermi liquid is the theory of the half-filled flat Landau level [24–26]; spin-liquid and chiral spin-liquid behaviors are associated with the presence of a flat energy manifold of excitations and serves as a platform to explore the role of Chern-Simons gauge field [27–31]; the presence of a flat band serves as a possible resolution to the fermion-doubling problem in lattice-based field theories; [32] to name a few. Perhaps the most intriguing yet achievable application of isolated flat band systems would be exploring the physics of the Sachdev-Ye-Kitaev (SYK) model [33–35]: e.g., introducing disorder leads to maximal chaos exhibiting black-hole like behavior (finite entropy at zero temperature) for which there are already various proposals for implementation [36–41]. However, many of these interesting effects only manifest themselves if the flat band is isolated (gapped) from the rest of the system. It is thus desirable to have a design prescription that achieves precisely this.

This desire has certainly been recognized by many. Investigation into the existence of the flat band itself revealed that the flat band would be degenerate with dispersive bands, with the degeneracy being protected by topology [42]. It was suggested in Ref. [43] that breaking Time Reversal Symmetry (TRS) was crucial to isolate the flat bands from the dispersive ones by considering staggered fluxes through the unit cell. In a sequence of works [44–46], it was demonstrated that breaking TRS was not necessary, but one would need to fine-tune the system using compact localized states for destructive interference of the electronic states, which would lead to a dispersionless band. There are general considerations from permutation symmetries in graph theory [47] and latent symmetries (associated with destructive interference across certain paths) [48] that can also explain the formation of flat bands on general grounds in general lattices. Certain special symmetry properties of the Hamiltonian (antiunitary-Parity-Time) can also lead to flat bands [49]. Reference [50] presented an interesting parameterization of the Kagomé lattice that also successfully isolated the flat band without the consideration of any special symmetries except what the authors identified as inversion. This is going to be relevant for our work, and we shall expand on this in Sec. 5. Some works explore the possibility of having a flat band on general grounds, but they either require long-ranged hoppings [51] (which is not desirable in material systems nor in photonic lattices nor ultra-cold atoms) or non-hermitian matrices [52].

In this work, we add to the existing body of literature and show that it is possible to have isolated flat bands without breaking TRS, without using long-ranged hopping, without losing hermiticity, and without fine-tuning a system. We start from a sufficient condition for the flatband to exist and arrive at a sufficient condition to isolate the flatband. The distinguishing feature of our approach is that while the previous works focus on the properties of the Hamiltonian with a flat band, our method involves arriving at flat band systems by performing projections from a ‘parent system.’ In fact, we show that talking about symmetries of the parent system allows for a simpler interpretation of the flat band in the projected systems. To emphasize this point, we first begin with the Kagomé lattice and show that naive attempts to isolate the flat band (via different onsite energies and applying strain) destroy the flat band. However, in addition to already existing prescriptions, we were able to identify another parameterization that preserves the flat band for all ranges of the parameter. But this technique (and the others discussed in the literature) often requires a very specific relationship between various hopping parameters. Nevertheless, one advantage of this parameterization is that we only partially reduced the specificity by partitioning the system into inter and intra

unit cell hoppings. This is similar, but not identical, to the partitioning presented in Ref. [50]. We then present our main result where we introduce a parent system with certain special properties that guarantees a flat band. And upon performing projections (to be detailed in the text), we show that the projected systems automatically inherit the various conditions presented earlier for the existence of and isolation of the flat band.

We find this condition by first exploring bi-partite systems with different system sizes and using the fact that such a system has the number of flat bands equal to the difference in the size of the subsystems [13], thus establishing a sufficient (but not necessary) condition to have flat bands. We then perform a Hilbert-space projection to project out the smaller subsystem, and we show that the larger subsystem will necessarily have flat bands. We explicitly demonstrate that our earlier parameterization of the Kagomé lattice and also some cases discussed earlier in the literature are a special case of this projection prescription.

We also identify a novel path-exchange symmetry associated with the bipartite system (and not the projected systems), which, when broken, isolates the flat band. The path refers to the various ways of hopping from the components of one subsystem to those of the other. As long as there exists two identical paths to hop between the subsystems, the flat band remains degenerate with other dispersive bands. This symmetry can map to spatial symmetries like mirror and inversion under special conditions, but the path-exchange is the most fundamental one. This symmetry does not necessarily translate to something simple in the projected system and probably explains why there exist so many different attempts to understand the origin of the flat band in various systems. We then relax the bipartite condition in the subsystem that is being projected out and show that our main results still hold.

We also apply our prescription to the Lieb and Dice lattices and demonstrate the existence of other lattice structures where flat bands are present and can be isolated by breaking the path-exchange symmetry. In none of these cases where we isolate the flat band do we break time-reversal symmetry as was required in the staggered flux technique of Ref. [43]. Finally, as an application of our prescription, we are able to present scenarios where the hexagonal lattice (such as Graphene) or the chequerboard-like square lattice could also have a flat band. Since our prescription includes carrying out projections from a nn model, we believe that this prescription should be amenable to realization in photonic lattices and circuit QED systems [53–55].

The rest of the text is organized as follows. In Section 2 we introduce the Kagomé lattice and show that the common ideas to modify the lattice ends up disturbing the flat band. In Section 3, we introduce our parameterization that preserves the flat band and discuss the physical meaning of the parameterization. In Section 4 we introduce the projection prescription in terms of bi-partite systems to generate flat bands. In Section 5 we identify the path-exchange symmetry in our bi-partite systems, which upon being broken, isolates the flat band. We then show that the bipartite condition is not a strict requirement. In Section 6, we demonstrate all of the above ideas in the Lieb and Dice lattices. Finally, we summarize our results in Section 7. The Appendix includes some details and proofs that did not find their place in the main text.

## 2 Kagomé: naïve attempts to lift the flat band degeneracy

We start by considering the Hamiltonian for the Kagomé lattice within a tight-binding model with only nn hoppings:

$$H_{\text{Kg}} = -t \begin{pmatrix} 0 & 1 + e^{-i\vec{k}\cdot\vec{R}_1} & 1 + e^{-i\vec{k}\cdot\vec{R}_2} \\ 1 + e^{i\vec{k}\cdot\vec{R}_1} & 0 & 1 + e^{-i\vec{k}\cdot\vec{R}_3} \\ 1 + e^{i\vec{k}\cdot\vec{R}_2} & 1 + e^{i\vec{k}\cdot\vec{R}_3} & 0 \end{pmatrix}, \quad (1)$$

where  $t$  is the nn hopping matrix element,  $\vec{R}_1 = (1, 0)$ ,  $\vec{R}_2 = (\frac{1}{2}, \frac{\sqrt{3}}{2})$  are the translation vectors of the lattice,  $\vec{R}_3 = \vec{R}_2 - \vec{R}_1$ , and  $\vec{k}$  is the Bloch momentum in the first Brillouin zone (fBZ) and is made dimensionless by absorbing the lattice constant  $a$ . This Hamiltonian is written in the basis  $\hat{\Psi}_{\vec{k}} = (\hat{c}_{\vec{k},A}, \hat{c}_{\vec{k},B}, \hat{c}_{\vec{k},C})^T$ , where  $A, B, C$  are the three atoms within the unit cell [see Fig. 1(a)]. The spectrum contains a flat band as shown in Fig. 1(b).

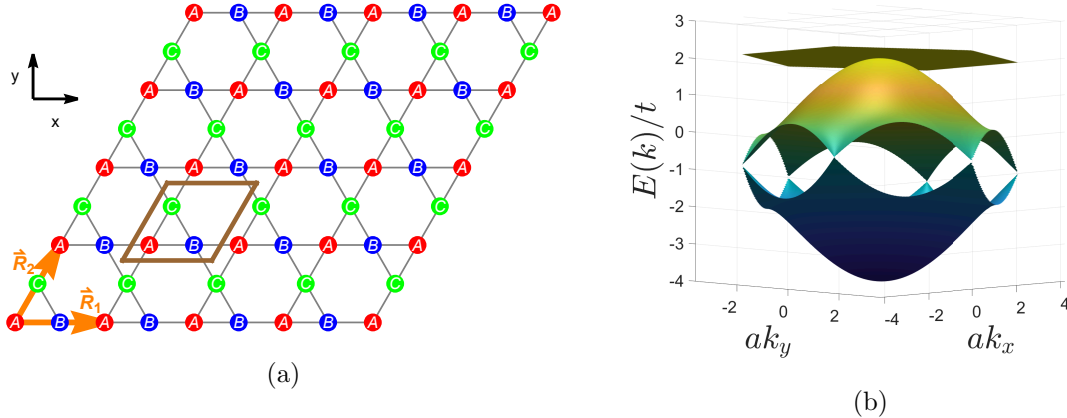


Figure 1: (a) Kagomé lattice with three atoms  $A, B, C$  in the unit cell and the translation vectors  $\vec{R}_1$  and  $\vec{R}_2$ . The brown parallelogram is a unit cell (b) The energy spectrum for the Kagome lattice. Note the presence of the flat band that is degenerate with the dispersing middle band at the  $\Gamma$ -point (0,0).

In order to lift the degeneracy at the  $\Gamma$ -point, one could envision multiple ways to perturb the system: break the similarity of  $A, B, C$  (sub-lattice symmetry), break or lower some translational or point-group symmetry, or break Time-reversal symmetry (TRS). We shall briefly demonstrate below that while the standard ways to apply these perturbations may lift the degeneracy at the  $\Gamma$ -point, they also destroy the flatness of the band. Further, the degeneracy point sometimes just gets moved to other points in the fBZ.

### 2.1 Onsite perturbations and strain

Consider first making the three atoms different by subjecting them to different on-site potentials. To model this, one could add the following term to the Hamiltonian:  $\delta H_{\text{site}} = -t \text{Diag}(0, \Delta, -\Delta)$ . For  $\Delta \ll 1$ , the  $\Gamma$ -point eigenvalues are  $t \left( 2 \pm \frac{\Delta}{\sqrt{3}} \right) + \mathcal{O}(\Delta^2)$  and  $-4t +$

$\mathcal{O}(\Delta^2)$ . However, as seen in Fig. 2(a), numerical diagonalization shows that this condition just splits the quadratic  $\Gamma$ -point degeneracy to two Dirac points. So the degeneracy of the bands is not really lifted. This also destroys the flat band.

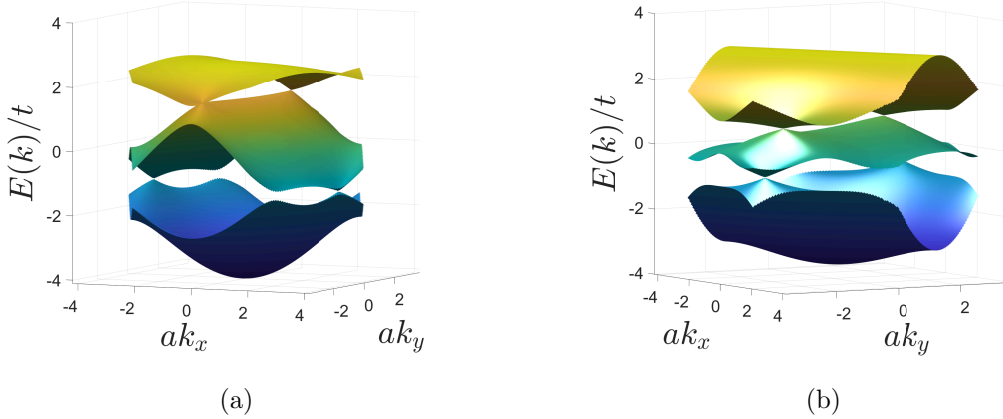


Figure 2: (a) Spectrum for the Kagomé system with different onsite energies ( $\Delta = 0.5$ ). The  $\Gamma$ -point degeneracy is lifted, but it splits into two Dirac points at different  $k$  values. The flatness of the flat band is also lost. (b) Spectrum for Kagomé lattice under a uniaxial strain along the diagonal that intersects the  $B - C$  bond in Fig. 1a. Once again, the flat band is lost. Here  $\delta t = 0.5$ .

One can also consider modeling the effect of the strain. For simplicity, consider a uniaxial strain applied to the system. This would have two effects on the system: alter the translation vectors and alter the hoppings. The change in translation vectors will only act as a change in “gauge” in the  $k$ -space [56–59] and hence not really alter the qualitative aspects of the spectrum. The change in hoppings alters the symmetry properties of the  $3 \times 3$  Bloch Hamiltonian. For the orientation shown in Fig. 1(a), applying a strain along the diagonal that intersects the  $B - C$  bonds would result in the following Hamiltonian:

$$H_{\text{Kg, strain}} = - \begin{pmatrix} 0 & (t - \delta t)(1 + e^{-i\vec{k} \cdot \vec{R}_1}) & (t - \delta t)(1 + e^{-i\vec{k} \cdot \vec{R}_2}) \\ (t - \delta t)(1 + e^{i\vec{k} \cdot \vec{R}_1}) & 0 & (t + \delta t)(1 + e^{-i\vec{k} \cdot \vec{R}_3}) \\ (t - \delta t)(1 + e^{i\vec{k} \cdot \vec{R}_2}) & (t + \delta t)(1 + e^{i\vec{k} \cdot \vec{R}_3}) & 0 \end{pmatrix} \quad (2)$$

The full spectrum plotted in Fig. 2(b) shows that the flat band is lost. Moreover, the quadratic touching point shifts away from the  $\Gamma$ -point as it splits into two Dirac points. This splitting of the  $\Gamma$ -point degeneracy into Dirac points is the same phenomenon that was discussed in Refs. [60, 61], although not in the context of strain.

## 2.2 Breaking TRS

In another attempt to lift the degeneracy of the flat band, we may also consider breaking TRS by applying an out-of-plane magnetic field to the system. Since we are working within a spin-less model, the only effect of the magnetic field would be the orbital effect. We address this by constructing a Hofstadter model for the Kagome lattice (see, e.g. [62]). In Fig. 3 we show, as a representative case, the spectrum for a flux per unit cell of  $\pi\phi_0$  (where  $\phi_0 = \frac{h}{e}$

is the single electron flux quantum) and that the flat band becomes dispersive. There are, however, ways to break TRS and still preserve the flat band. This requires using staggered flux as introduced in Ref. [43] or a Chern-Simons flux (which is focused through one part of the unit cell) like in Ref. [28], and we shall not dwell on this point as it is beyond the scope of this work.

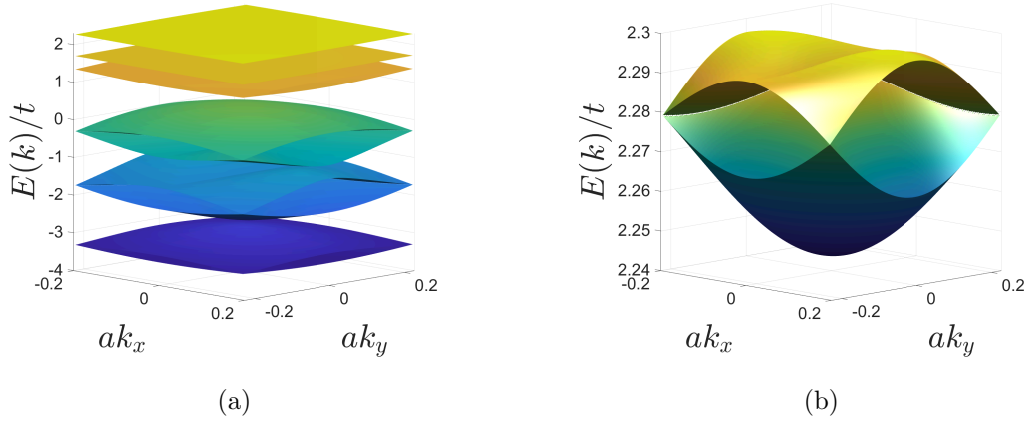


Figure 3: (a) Energy bands of the Kagomé lattice with  $\pi\phi_0$  flux distributed uniformly in the unit cell. (b) A zoomed-in version of the top bands showing the dispersive nature. This remains true for any other uniform flux linked to the unit cell.

### 3 Kagomé: Flat band preserving parameterization

While it seems that any perturbation we apply to the system lifts the flatness of the band, one may wonder if there could be a parameterization that preserves the flatness of the band. To tackle this question, let us consider the Kagomé Hamiltonian in the generic form

$$\mathcal{H} = -t \begin{pmatrix} 0 & \alpha_1 & \alpha_2 \\ \alpha_1^* & 0 & \alpha_3 \\ \alpha_2^* & \alpha_3^* & 0 \end{pmatrix}. \quad (3)$$

The eigenvalues are the roots of the equation:

$$-(E/t)^3 + (E/t) (|\alpha_1|^2 + |\alpha_2|^2 + |\alpha_3|^2) - 2\text{Re}[\alpha_1^* \alpha_2 \alpha_3^*] = 0. \quad (4)$$

To have a flat band at  $E/t = f$  (independent of  $\vec{k}$ ), we necessarily need the  $\vec{k}$ -dependence of  $\alpha_i$  to be such that for all  $\vec{k} \in \text{fBZ}$

$$|\alpha_1|^2 + |\alpha_2|^2 + |\alpha_3|^2 = \frac{2\text{Re}[\alpha_1^* \alpha_2 \alpha_3^*]}{f} + f^2. \quad (5)$$

In fact, if such a flat band were to exist, then Eq. (5) would have to be satisfied for some real value of  $f$ . Plugging this into the characteristic equation leads us to

$$-(E/t)^3 + (E/t) \left( \frac{A}{f} + f^2 \right) - A = 0, \quad (6)$$



where  $A \equiv 2\text{Re}[\alpha_1^* \alpha_2 \alpha_3^*]$ . The eigenvalues would then be

$$\begin{aligned} E_0 &= tf; \\ E_+ &= \frac{tf}{2} \left( -1 + \sqrt{1 + 4A/f^3} \right); \\ E_- &= \frac{tf}{2} \left( -1 - \sqrt{1 + 4A/f^3} \right). \end{aligned} \quad (7)$$

However, if there exists no such  $f$ , then the above expressions are no longer the solution. One could then ask what are the conditions for which  $f$  could exist or equivalently, under what conditions would Eq. (5) be satisfied. Note that this equation presents one constraint on the parameters of this equation which are  $\alpha_i$  ( $i \in \{1, 2, 3\}$ ). At this stage, it might seem like one should always be able to satisfy this. However, note that the  $\alpha_i$ 's are, in turn, functions of  $k_x, k_y$  and  $f$ . The  $k_i$ 's are subject to the condition that they must be bound to the fBZ. But given that the  $k_i$ 's appear as arguments of periodic functions, this bound is not really an additional constraint. But, the  $\alpha_i$ 's themselves are not independent. In fact, the Kagomé Hamiltonian's structure ensures that  $(\alpha_1 - 1)^*(\alpha_2 - 1) = \alpha_3 - 1$ , which are two more constraints on the parameters. Thus, we have a situation with 3 constraints and 3 parameters. Since they are not linear, they may or may not be satisfied in general.

For completeness, we could ask if any of the dispersive bands ( $E_{\pm}$ ) could intersect the flat band  $E_0$ . Setting them equal to each other immediately establishes that for real values of  $A$  and  $f$ , only  $E_+$  could intersect with  $E_0$  and this would happen at those  $\vec{k}$ -points where

$$2\text{Re}[\alpha_1^* \alpha_2 \alpha_3^*] \equiv A = 2f^3. \quad (8)$$

In fact, for the case of the Kagomé lattice, we note that  $\alpha_i = 1 + e^{-i\vec{k} \cdot \vec{R}_i}$  and Eq. (5) is satisfied for  $f = 2$  and for all  $\vec{k}$ , establishing the condition for the flat band. Further, Eq. (8) is also satisfied only at the  $\Gamma$ -point indicating that the flat band would be degenerate with the dispersive band at the  $\Gamma$ -point.

One may now wonder if there are other scenarios, other than the Kagomé lattice, where Eq. (5) could be satisfied. The answer is affirmative and a family of scenarios is presented below. Consider the modification where  $\alpha_i$  is changed from  $1 + e^{-i\vec{k} \cdot \vec{R}_i}$  to  $(1+r) + (1-r)e^{-i\vec{k} \cdot \vec{R}_i}$ , with  $|r| < 1$ . The physical meaning of the  $r$ -parameter will be discussed in a subsequent section. In fact, one could factor out  $1+r$  and absorb it into the hopping element  $t$  yielding the following transformation  $t \rightarrow \tilde{t} = t(1+r)$ , and

$$\alpha_i \rightarrow \tilde{\alpha}_i = 1 + \frac{1-r}{1+r} e^{-i\vec{k} \cdot \vec{R}_i} = 1 + e^{-i\vec{k} \cdot \vec{R}_i - h},$$

where  $h$  is defined through the equation  $r = \tanh \frac{h}{2}$ . This allows us to express

$$\tilde{\alpha}_i = 2 \cos \left( \frac{\vec{k} \cdot \vec{R}_i}{2} - \frac{ih}{2} \right) e^{-i\frac{\vec{k} \cdot \vec{R}_i}{2} - \frac{h}{2}}.$$

From these definitions, we observe that the flat band condition of Eq. (5)

$$\sum_{i=3} |\tilde{\alpha}_i|^2 = \frac{2\text{Re}[\tilde{\alpha}_1^* \tilde{\alpha}_2 \tilde{\alpha}_3^*]}{f} + f^2 \quad (9)$$



can now be satisfied with  $f = 2e^{-\frac{h}{2}} \cosh \frac{h}{2}$  (see Appendix A for details). The spectrum is given by Eq. (7) but with  $\alpha_i \rightarrow \tilde{\alpha}_i$  and  $t \rightarrow \tilde{t}$ . The condition for band-touchings also remains the same as Eq. (8) but with  $\alpha_i \rightarrow \tilde{\alpha}_i$ . A direct evaluation shows that if the condition is satisfied for  $\alpha_i$ , then it is automatically satisfied for  $\tilde{\alpha}_i$ . This means that the flat band remains flat at  $E = \tilde{t}f = 2\tilde{t}e^{-\frac{h}{2}} \cosh \frac{h}{2} = 2\tilde{t}$ . The introduction of the parameter  $r$  neither lifts nor moves the degeneracy at the  $\Gamma$ -point. In fact, observe that when  $r \rightarrow 0$ ,  $\tilde{\alpha}_i \rightarrow \alpha_i$ , and the formulae smoothly connect to the original Kagome lattice. Thus, we have a family of flat band systems characterized by the parameter  $r$ .

The spectra for the modified lattices are shown in Fig. 4 for various values of  $r$ . As observed above, for any value of  $r$ , the flat band is preserved. Although the Dirac point at the  $K$  and  $K'$  points of the fBZ are gapped out, the  $r$  parameter preserves the degeneracy at the  $\Gamma$ -point consistent with the analysis above.

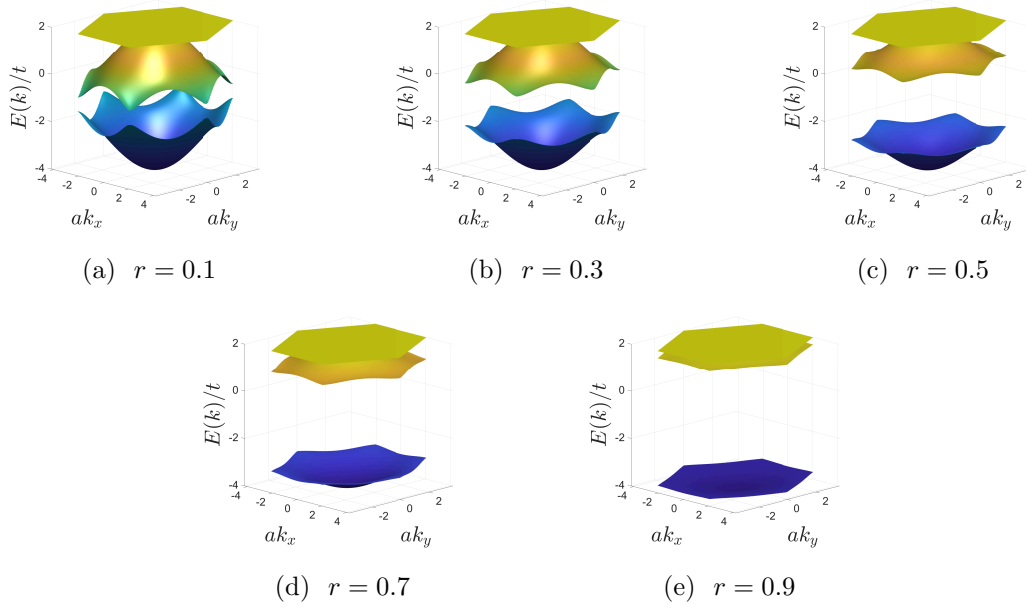


Figure 4: Evolution of the spectrum for the Kagomé lattice with the parameter  $r$ . The flat band is located at  $E = \tilde{t}f = 2t$ . As  $r$  increases, the Dirac points gap out, but the flat band maintains a quadratic band touching with the dispersive band. As  $r \rightarrow 1$ , the dispersive band merges with the flat band. The spectrum remains the same under  $r \rightarrow -r$ .

### 3.1 Physical meaning behind the $r$ -parameter

The introduction of the  $r$  parameter allowed for the same parameterization of the flat band condition as the original Kagome lattice but with a modified (complex) phase. Further, this parameterization also allows us to interpret  $t(1+r)$  as hopping within the unit cell and  $t(1-r)$  and hopping outside the unit cell (because this is the term in the Bloch Hamiltonian associated with the translation phase factor). For  $r > 0$ , it would correspond to bringing the 3 atoms closer together (without altering the lattice constant) towards one corner of the unit cell, as shown in Fig. 5. For  $r < 0$  the deformation takes the atoms toward the other corner of the unit cell. Further, the case with  $r > 1$  corresponds to negative  $t_{inter}$ , which is equivalent to

having a  $\pi$  phase attached to the hopping element. This case will be discussed in more detail in the next subsection.

Observe from Fig. 5 that when  $r = 1$ , the intercell hopping  $t(1 - r) = 0$  (molecular limit) and we do not hop to the neighboring unit cells and thus we get a non-dispersive 3-level system. Because of the non-dispersive nature, the bands are trivially flat, and two of them are degenerate because we are still satisfying Eq. (8) for touching of the flat band with one other band. For  $r < 0$ , we effectively swap intercell and intracell hoppings. This just amounts to mirroring the unit cell about a diagonal and thus does not change anything in the spectrum.

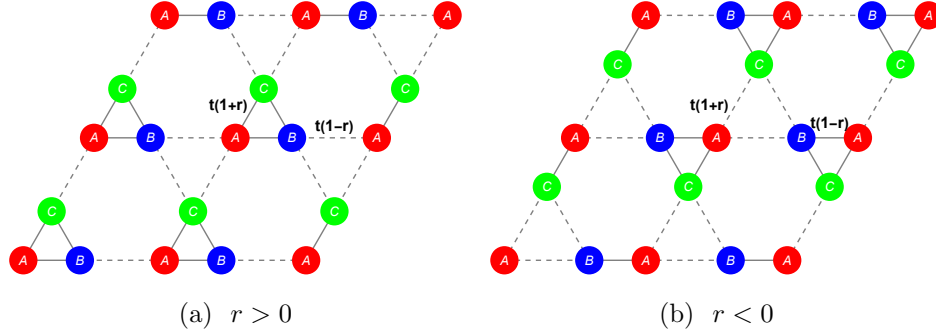


Figure 5: Modified Kagomé lattice. For  $r > 0$ , the basic modification is such that it brings the atoms together towards one corner of the unit cell. For  $r < 0$  the atoms are moved closer toward the other corner of the unit cell. The original Kagomé lattice is restored at  $r = 0$ .

### 3.2 Model with $|r| > 1$

When  $|r| > 1$  one of either the inter-cell hopping or the intra-cell hopping parameters goes negative. From a solid-state point of view, this is clearly unphysical, however, we still have a well-defined spectrum and eigenfunctions. One could imagine the bonds with negative hopping to be associated with a phase of  $\pi$ . In Fig. 6 (a) we show the resulting flux distribution. This is clearly a  $2\pi$ -flux per unit cell, but the flux is modulated within the unit cell such that the flux is concentrated in the hexagonal region and one of the two triangular regions in the unit cell. This could be viewed as the flux through the closed structure in the unit cell (the triangle ABC) having zero flux, and the flux is only “in between” these closed structures. In the limit  $r \rightarrow \infty$  (recall that the energy of the flat band is independent of  $r$ ) the lattice returns to the Kagomé form factor, albeit with the modified flux. Although there is flux distribution within the unit cell, TRS is still preserved because the phase is  $\pi$  which is the same as  $-\pi$ . In fact, this is exactly one of the cases arrived at in Ref. [43] but is naturally included in our parameterization.

The spectrum for  $|r| > 1$  is shown in Fig. 6 (b). As discussed in an earlier subsection, at  $r = 1$ , the dispersing band merges with the original flat band. However, as  $r$  becomes greater than 1, the dispersing band moves above the flat band. This is an interesting example where one band completely passes through another one. Note also that the  $\Gamma$ -point remains degenerate.

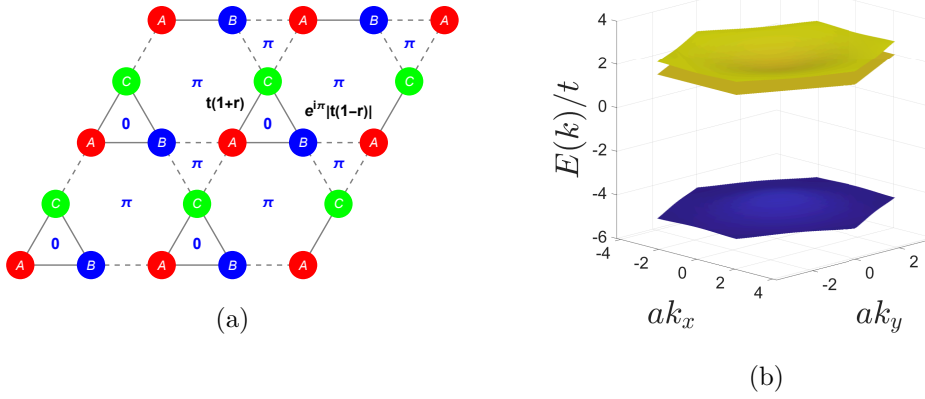


Figure 6: (a) Modified Kagomé lattice for  $r > 1$ . The negative hopping could be seen as the bond having a  $\pi$ -phase that results in characteristic  $2\pi$ -flux distribution per unit cell as shown. (b) The energy spectrum for  $r = 1.2$ . The flat band is preserved and so is the degeneracy at the  $\Gamma$ -point. However, note that the dispersive band is now above the flat band.

Another application of models with  $|r| > 1$  would be in scenarios where a coupled system of oscillators is mapped to the tight-binding model. This is realizable in photonic-crystal systems and even in cold atom systems. Thus, we have demonstrated that there exists a parameterization in terms of the change of the basis of the unit-cell, mathematically realized by introducing the parameter  $r$ , that preserves the flat band. At this stage, this is just one additional means to discuss the condition for flat bands. However, we shall now describe a prescription to generate flat bands on general grounds, which includes all the cases discussed above (and in the literature).

## 4 A prescription to generate flat band systems

In the previous sections, we presented a detailed analysis of the Kagomé system and its modifications that would preserve the flat band. The approach was rather direct where we searched for the parameters that would keep a band dispersionless ( $\vec{k}$ -independent). This approach, however, is not generalizable to investigate other systems as they would have to be dealt with on a case-by-case basis. However, the presence of the flat band in the Kagomé lattice could be deduced in a rather interesting manner. Consider a bipartite system as shown in Fig. 7 with 2 and 3 atoms per unit cell and hoppings only between the respective subsystems: consisting of X, Y atoms and A, B, and C atoms.

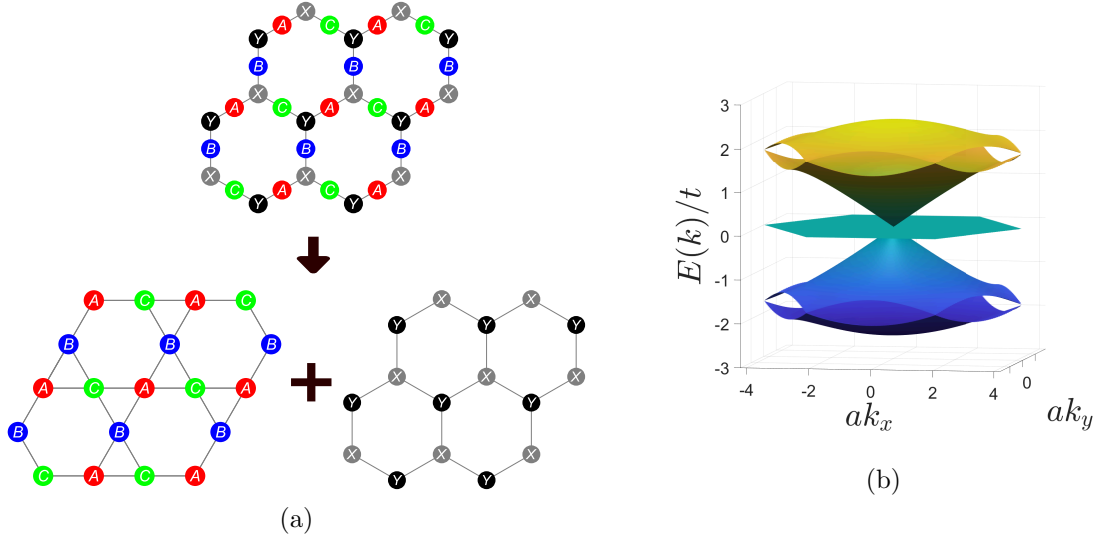


Figure 7: (a) Bipartite system with 2 and 3 atoms per unit cell. (b) The energy spectrum for the 5 atoms per unit cell structure is particle-hole symmetric. This is guaranteed by the bipartite nature of the system.

The Hamiltonian is given by

$$H_5 = -t \begin{pmatrix} 0 & 0 & 1 & 1 & 1 \\ 0 & 0 & 1 & e^{-i\vec{k}\cdot\vec{R}_1} & e^{-i\vec{k}\cdot\vec{R}_2} \\ 1 & 1 & 0 & 0 & 0 \\ 1 & e^{i\vec{k}\cdot\vec{R}_1} & 0 & 0 & 0 \\ 1 & e^{i\vec{k}\cdot\vec{R}_2} & 0 & 0 & 0 \end{pmatrix}, \quad (10)$$

where the basis is  $\hat{\Psi}_{\vec{k}} = (\hat{c}_{\vec{k},X}, \hat{c}_{\vec{k},Y}, \hat{c}_{\vec{k},A}, \hat{c}_{\vec{k},B}, \hat{c}_{\vec{k},C})^T$ . There is a well known property of a bipartite Hamiltonian,  $H_{(n+m)\times(n+m)}$  (of subsystem sizes  $n$  and  $m$ ), one can always construct the matrix  $\mathcal{C} \equiv \text{Diag}(1_{n\times n}, -1_{m\times m})$  such that  $\{\mathcal{C}, H\} = 0$  (i.e. it anti-commutes with the Hamiltonian). This implies that for every state with energy  $E$ , there must exist another orthogonal state at energy  $-E$ . This is commonly known as a particle-hole symmetric spectrum. Fig. 7(b) shows the numerically evaluated spectrum for  $H_5$ . It is easy to argue from this property that if  $m+n$  is odd, we need to have a state at  $E = 0$  and thereby guaranteeing a flat band [13]. However, we wish to show that there is a more fundamental reason for having flat bands which goes beyond this standard argument.

Starting from a bipartite system, consider projecting out one subsystem, by using the Löwdin's method [63], at some energy scale of interest  $E_0$ . This is a method that projects out one subspace from the system and the scale  $E_0$  plays the role of chemical potential in most cases. Let us suppose that we would like to project out the subsystems A, B, and C and express the Hamiltonian purely in terms of the states of the other subsystems X, Y. To apply the Löwdin's method, first view the Hamiltonian  $H_5$  as blocks

$$\begin{pmatrix} [H_{GG}]_{2\times 2} & [H_{GK}]_{2\times 3} \\ [H_{KG}]_{3\times 2} & [H_{KK}]_{3\times 3} \end{pmatrix}.$$

Then, the effective Hamiltonian projected onto the  $G$  space (consisting of X,Y) would be

$$H_{\text{eff},G}(E_0) = H_{GG} + H_{GK}[E_0 - H_{KK}]^{-1}H_{KG}. \quad (11)$$

Because of the bipartite nature with  $K \rightarrow$  Kagomé and  $G \rightarrow$  Graphene,  $H_{GG} = 0$  and  $H_{KK} = 0$ . This yields

$$H_{\text{eff},G}(E_0) = \frac{H_{GK}H_{KG}}{E_0}. \quad (12)$$

Similarly, the effective Hamiltonian projected onto the  $K$  space is

$$H_{\text{eff},K}(E_0) = \frac{H_{KG}H_{GK}}{E_0}. \quad (13)$$

Usually, Löwdin's method is used in the perturbative sense at some energy scale that separates out the states far away from that energy scale. However, due to the bipartite nature, we can perform an exact projection, as outlined above. There are two observations of interest for the Hamiltonians  $H_{\text{eff},G}$  and  $H_{\text{eff},K}$ :

1. We can recognize

$$H_{\text{eff},G} = \frac{t^2}{E_0} \begin{pmatrix} 3 & 1 + e^{i\vec{k} \cdot \vec{R}_1} + e^{i\vec{k} \cdot \vec{R}_2} \\ 1 + e^{-i\vec{k} \cdot \vec{R}_1} + e^{-i\vec{k} \cdot \vec{R}_2} & 3 \end{pmatrix} \quad (14)$$

as the Hamiltonian for Graphene and

$$H_{\text{eff},K} = \frac{t^2}{E_0} \begin{pmatrix} 2 & 1 + e^{-i\vec{k} \cdot \vec{R}_1} & 1 + e^{-i\vec{k} \cdot \vec{R}_2} \\ 1 + e^{i\vec{k} \cdot \vec{R}_1} & 2 & 1 + e^{-i\vec{k} \cdot \vec{R}_3} \\ 1 + e^{i\vec{k} \cdot \vec{R}_2} & 1 + e^{i\vec{k} \cdot \vec{R}_3} & 2 \end{pmatrix} \quad (15)$$

as the Hamiltonian for the Kagomé lattice. This could have been expected since the second order hops connects each subsystem to itself.

2. Note that  $H_{KG} = H_{GK}^\dagger$ . A non-square matrix  $M$  has the property that  $M^\dagger M$  and  $MM^\dagger$ , which are of different ranks, share the same eigenvalues, with additional zeroes making up for the difference in ranks (see Appendix B). Thus, our two subsystems will be such that  $H_{\text{eff},K} \sim H_{KG}H_{GK}$  will have the *same eigenvalues* as  $H_{\text{eff},G} \sim H_{GK}H_{KG}$  but an additional 0 due to the rank mismatch. This zero is  $\vec{k}$  independent and hence results in a flatband. This is the more fundamental reason behind the formation of flat bands and most other conditions, if not all, are derivable from this construction. We demonstrate a few other cases later in this article.

This explains why the Kagomé lattice spectrum has a flat band and also why the rest of the spectrum is exactly the same as Graphene.

From point (2) above, we can conclude a general rule that if one constructs a bipartite system, projecting out the smaller subsystem will result in a flat band in the new effective system. The generality of the prescription outlined above implies that the detailed structure (the dimensions or even the matrix elements) of  $H_{GK}$  does not matter. In fact, our  $r$  parameterization is a special case of this general rule. To demonstrate this point, consider first, the  $H_5$  Hamiltonian for the original Kagomé and Graphene lattices. Here

$$H_{GK} = -t \begin{pmatrix} 1 & 1 & 1 \\ 1 & e^{-i\vec{k} \cdot \vec{R}_1} & e^{-i\vec{k} \cdot \vec{R}_2} \end{pmatrix}.$$

This can be generalized to

$$H_{GK} = - \begin{pmatrix} t_{G_1K_1} & t_{G_1K_2} & t_{G_1K_3} \\ t_{G_2K_1} & t_{G_2K_2}e^{-i\vec{k}\cdot\vec{R}_1} & t_{G_2K_3}e^{-i\vec{k}\cdot\vec{R}_2} \end{pmatrix}$$

and the flat band would still persist owing to the size mismatch of the two subsystems. The  $r$  parameterization (and all of the ensuing discussion) corresponds to the choice of  $t_{G_1K_i} = \sqrt{t(1+r)}$  and  $t_{G_2K_i} = \sqrt{t(1-r)}$ , for  $i \in \{1, 2, 3\}$ , and hence preserves the flat band. We emphasize that the prescription we provide (based on bi-partiteness) is a *sufficient* condition to get a flat band but not a necessary one.

#### 4.1 Flat bands beyond the bipartite condition

A bipartite system with different system sizes having a flat band is a rather straightforward result. However, we now wish to show that this condition is not necessary. We can start from the bipartite system and then allow for hoppings or energies in the subsystem to be projected out. This would still guarantee the presence of the flat band (the particle-hole symmetry will no longer persist, of course) in the parent system and also in the projected subsystem (with the larger size). The existence of the flat band is controlled solely by the existence of the non-square coupling matrix between a subsystem that does not talk to itself and another subsystem with a smaller size.

To see this, let us first note that the effective Hamiltonian now goes from

$$H_{KG}H_{GK} \rightarrow H_{KG}[E_0 - H_{GG}]^{-1}H_{GK},$$

where  $H_{GG}$  is an arbitrary matrix. The matrix  $E_0 - H_{GG}$  can be diagonalized as  $M\Lambda M^\dagger$ , where  $\Lambda$  is the diagonal matrix of the eigenvalues of  $H_{GG}$  and  $M$  is the matrix of eigenvectors of  $H_{GG}$ . Thus,  $[E_0 - H_{GG}]^{-1} = M[E_0 - \Lambda]^{-1}M^\dagger$ . This allows us to write

$$H_{KG}[E_0 - H_{GG}]^{-1}H_{GK} = \underbrace{H_{KG}M}_{\tilde{H}_{KG}}[E_0 - \Lambda]^{-1}\underbrace{M^\dagger H_{GK}}_{\tilde{H}_{GK}}.$$

Due to Hermiticity we have  $H_{GK} = H_{KG}^\dagger$  and this implies  $\tilde{H}_{GK} = \tilde{H}_{KG}^\dagger$ . Thus, we arrive at the form  $[\tilde{H}_{KG}]_{ac}D_{cd}[\tilde{H}_{GK}]_{db}$ , where  $D_{ab} = d_a\delta_{ab}$  is a diagonal matrix. Since,  $\tilde{H}_{KG} = \tilde{H}_{GK}^\dagger$ , the above product can be written as  $[\tilde{H}_{KG}]_{ac}[\tilde{H}_{GK}]_{cb}$ , where  $[\tilde{H}_{KG}]_{ab} = [\tilde{H}_{KG}]_{ab}\sqrt{d_a}$ . Since this maintains  $\tilde{H}_{KG} = \tilde{H}_{GK}^\dagger$ , we can map this non-bipartite system to a strict bipartite system and apply all the same arguments: the size mismatch of the two systems would result in a zero eigenvalue and hence a flat band. In this sense, we only need the bipartiteness to choose the subsystems and then allow the smaller subsystem to have any hoppings and the resulting system would still have a flat band. We demonstrate this in Fig. 8 where we include the off-diagonal elements in  $H_{GG}$  as  $t'(1 + 0.1e^{i\vec{k}\cdot\vec{R}_1} + 0.5e^{i\vec{k}\cdot\vec{R}_2})$  and its c.c with  $t' = 0.5E_0$  (this simply accounts some hoppings in the GG subspace). The particle-hole symmetry is lost, but the flat band still exists.

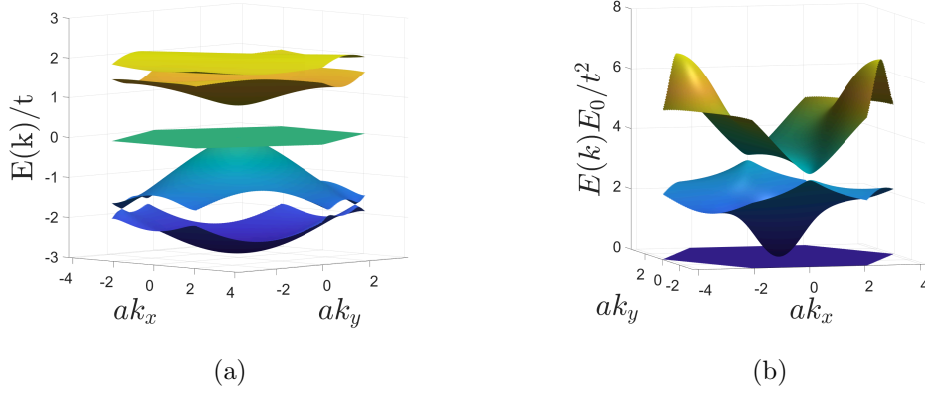


Figure 8: (a) The spectrum of the  $H_5$  system still has a flat band with  $H_{GG} \neq 0$  (but  $H_{KK} = 0$ ), which is in violation of the bipartite condition. (b) The flat band in the projected subsystem

Lastly, we show that deviation from the stated condition above destroys the flat band. Consider the simple case of adding different onsite energies to the sites of the subsystem of interest. Consider

$$H_{KK} = \begin{pmatrix} E_a & 0 & 0 \\ 0 & 0 & 0 \\ 0 & 0 & 0 \end{pmatrix}.$$

The spectrum for such a case is shown in Fig. 9(a) and the ensuing projected system also shown in (b) also loses the flatness. As another example for demonstrating that violating the stated condition destroys the flatness, consider the strained Hamiltonian in Eq. (2) which does not have a flat band. This is so because arriving at this form from the  $H_5$  formulation requires choosing

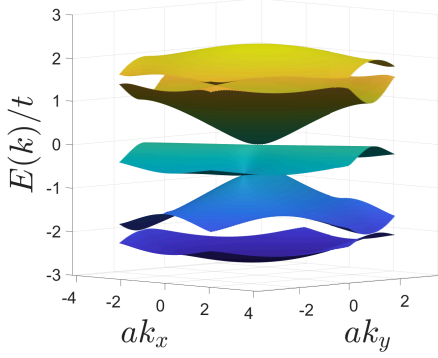
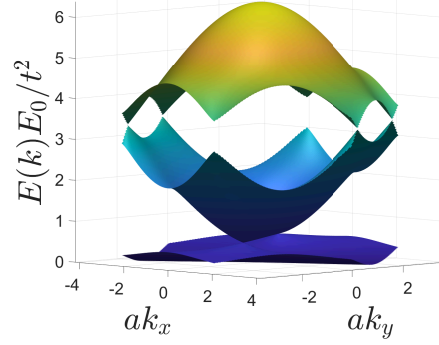
$$H_{KK} = \begin{pmatrix} 0 & c_1 & c_2 \\ c_1^* & 0 & c_3 \\ c_2^* & c_3^* & 0 \end{pmatrix} \quad (16)$$

with  $c_1 = -\frac{t\delta t}{E_0}(1 + e^{-i\vec{k}\cdot\vec{R}_1})$ ,  $c_2 = -\frac{t\delta t}{E_0}(1 + e^{-i\vec{k}\cdot\vec{R}_2})$ ,  $c_3 = \frac{t\delta t}{E_0}(1 + e^{-i\vec{k}\cdot\vec{R}_3})$ . This violates our stated condition that  $H_{KK}$  still needs to be of the ‘bipartite’ nature. Indeed after Löwdin’s projection we get

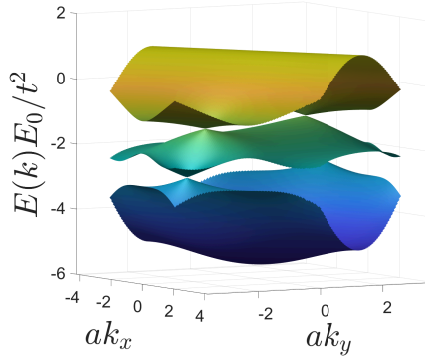
$$H_{\text{eff}} = H_{\text{eff},K} + H_{KK}, \quad (17)$$

where  $H_{\text{eff},K}$  is the same as in Eq. (15). This is nothing but the strained Hamiltonian of Eq (2), with an overall scale factor of  $\frac{t}{E_0}$ . The spectrum is shown in Fig. 9(c). Physically including  $c_i$  amounts to including nnn terms in the  $H_5$  system.




 (a)  $H_5$  with onsite energy


(b) Projected Kagomé with on-site energy



(c) Projected Kagomé with non-bipartite terms

Figure 9: (a) The energy spectrum for the  $H_5$  system with an on-site energy  $E_a = t$ . (b) The spectrum after projection from the  $H_5$  system onto the ABC subsystem. (c) The spectrum after projection from the  $H_5$  system with the non-bipartite terms added to the ABC subsystem. Here,  $\delta t = 0.5t$ . In both cases, (b) and (c), the loss of our stated flat band condition indeed results in the loss of the flat band.

## 5 Isolating the flat band

Having formulated a technique to generate a family of flat band systems, we note that in the cases we looked at, the flat band always appeared degenerate with a dispersive band. However, if we let  $t_{G_i K_j}$  to be different from each other, we preserve the flat band (since any change within the matrix  $H_{GK}$  is allowed) as well as isolate it from the dispersive band. As an example, consider the case where we displace one of the  $a, b$ , or  $c$  atoms such that it is closer to  $x$  and further from  $y$  in Fig. 10(b) such that with  $t_{G_1 K_1} = t_{G_1 K_2} = t_{G_2 K_1} = t_{G_2 K_2} = t$ ,  $t_{G_2 K_3} = t + \delta t$  and  $t_{G_1 K_3} = t - \delta t$ . After projecting the system onto the Kagomé form, an explicit calculation shows that the gap at the  $\Gamma$ -point is  $\frac{\delta t^2}{3t}$  (for  $\delta t \ll t$ ).

**The path-exchange symmetry** The above change falls under case shown in Fig. 10(d). This differs from the cases in Fig. 10(a), (b) and (c) in the following way. In going from X

to the subsystem ABC, there are three paths: (XA,XB,XC). If the paths are exchangeable, then then we say that there is a path-exchange symmetry. The same applies to YA, (YB,YC). And the same applies to (AX,AY), (BX,BY) and (CX,CY). The cases in subfigures (a), (b), (c) all have path-exchange symmetries amongst its constituents. But, in (d) there is none. Upon explicit calculation we find that (a), (b) and (c) retain the degeneracy while it is lifted in (d) as shown in Fig. 10(e) and (f). In Appendix C we state the mathematical condition that governs this symmetry.

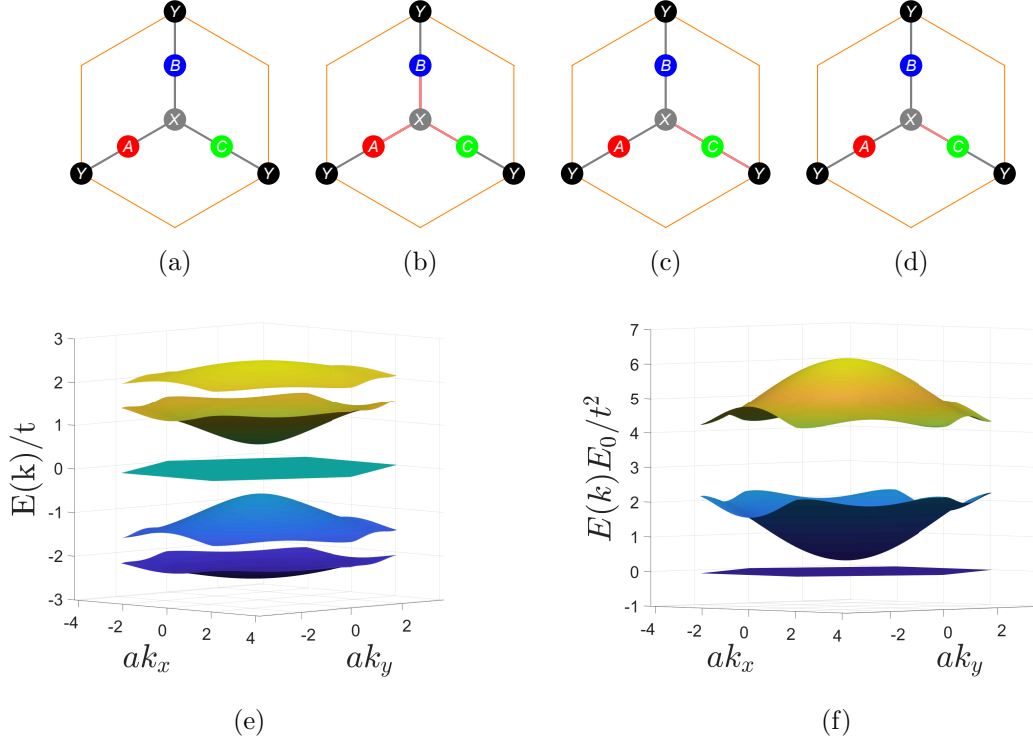


Figure 10: Hoppings in the unit cell of the  $H_5$  system. The pink bonds are different from the black bonds. the situations in (a), (b), and (c) do not lift the flat band degeneracy but that in (d) does. This is because, in the former three, the paths for individual atoms for going from the ABC system to XY subsystem or vice versa are exchangeable. Whereas in (d) that condition is broken. (e) Isolated flat band in the spectrum of the exchange-broken  $H_5$  system and (f) the same for the projected Kagomé subsystem with the exchange-breaking perturbation being  $\delta t = 0.5t$ . The flat band is preserved and isolated from the dispersing bands.

**Note** In general, with hopping parameters  $t_{G_i K_j}$ , the projected Hamiltonian in the Kagomé subspace is

$$H_{\text{eff,K}} = \frac{1}{E_0} \times \begin{pmatrix} t_{G_1 K_1}^2 + t_{G_2 K_1}^2 & t_{G_1 K_1} t_{G_1 K_2} + t_{G_2 K_1} t_{G_2 K_2} e^{-i\vec{k} \cdot \vec{R}_1} & t_{G_1 K_1} t_{G_1 K_3} + t_{G_2 K_1} t_{G_2 K_3} e^{-i\vec{k} \cdot \vec{R}_2} \\ c.c. & t_{G_1 K_2}^2 + t_{G_2 K_2}^2 & t_{G_1 K_2} t_{G_1 K_3} + t_{G_2 K_2} t_{G_2 K_3} e^{-i\vec{k} \cdot (\vec{R}_2 - \vec{R}_1)} \\ c.c. & c.c. & t_{G_1 K_3}^2 + t_{G_2 K_3}^2 \end{pmatrix} \quad (18)$$

This form is the same as in Ref. [50] where the authors decomposed their Kagomé Hamiltonian into contributions from ‘upper’ triangles and ‘lower triangles’. In their interpretation, in order to isolate the flat band they hypothesized breaking inversion (in the bonds) in the unit cell. This is not technically correct. It is not sufficient to break inversion at the level of the hoppings between the nearest neighbor atoms: the changes in hoppings need to be correlated in a definite manner which was only evident because of the author’s chosen parameterization. One example of inversion broken deformation of the Kagomé unit cell is the  $r$ -parameterization discussed in Sec. 2. This parameterization breaks inversion but does not lift the flat band degeneracy. To understand why, consider the  $H_5$  Hamiltonian with the parameterization above where  $t_{G_i K_j} = t$  except  $t_{G_2 K_3} = t + \delta t$  and  $t_{G_1 K_3} = t - \delta t$ . This results in the following projected Hamiltonian in the Kagomé subspace:

$$H_{\text{eff,K}}(\Delta) = \frac{t^2}{E_0} \begin{pmatrix} 2 & 1 + e^{-i\vec{k}\cdot\vec{R}_1} & (1 - \Delta) + (1 + \Delta)e^{-i\vec{k}\cdot\vec{R}_2} \\ 1 + e^{i\vec{k}\cdot\vec{R}_1} & 2 & (1 - \Delta) + (1 + \Delta)e^{-i\vec{k}\cdot(\vec{R}_2 - \vec{R}_1)} \\ (1 + \Delta)e^{i\vec{k}\cdot\vec{R}_2} & (1 + \Delta)e^{i\vec{k}\cdot(\vec{R}_2 - \vec{R}_1)} & 2 + \Delta^2 \end{pmatrix} \quad (19)$$

where  $\Delta = \frac{\delta t}{t}$ . Notice that in the Kagomé subspace, this isn’t just an arbitrary breaking of the mirror in the Kagomé lattice as the  $\Delta$  has to enter the onsite energy in precisely the stated manner to preserve the flatness of the band. However, in the  $H_5$  system, it is sufficient to break the path-exchange symmetry in the bonds, in any manner possible with no other conditions and we arrive at the appropriate Hamiltonian in the projected basis with all the necessary conditions built-in.

We remind the reader that symmetry breaking needs to be done at the level of bonds and not at the level of atoms themselves. We emphasize that the statement in Ref. [50] that their stated perturbation, that isolates the flat band also breaks inversion, is correct. We wish to state that breaking inversion does not necessarily gap out the flat band and that inversion may not have anything to do with the problem at hand. This is evident from the  $r$ -parameterization presented earlier which also breaks inversion but preserves the degeneracy of the flat band.

We note in passing that this path-exchange symmetry is a fundamental symmetry of bipartite graph. Certain spatial symmetries such as mirror, rotations, inversions can be a special case of this symmetry. It is thus easy to associate the spatial symmetries to the cause of degeneracies. This is not incorrect, but they are not fundamental. In the examples we present in this article, most of the path-exchange symmetries can be broken by breaking a mirror symmetry or a  $C_n$  symmetry in the physical lattice.

## 6 Application of the prescription to other lattices

Thus far we derived the well-known lattices like the Kagomé and Graphene systems as projections from a parent  $H_5$  system and indicated that isolating the flat band requires breaking the path-exchange symmetry in their parent system. We now demonstrate that the other systems that are discussed in the literature (like Lieb and Dice) are actually the parent systems to other flat-band lattices and that the flat band could be isolated by breaking the path-exchange symmetry of the parent system. We shall only show the results for the strict bipartite case to keep the discussion simple, but as we have shown, this is not needed.

### 6.1 Lieb lattice and its projections

The Lieb lattice shown in Fig. 11(a) is another realizable example of the prescription. The system is bipartite within the nn approximation and the Hamiltonian is given by

$$H_{\text{Lb}} = -t \begin{pmatrix} 0 & 1 + e^{-i\vec{k} \cdot \vec{R}_1} & 1 + e^{-i\vec{k} \cdot \vec{R}_2} \\ 1 + e^{i\vec{k} \cdot \vec{R}_1} & 0 & 0 \\ 1 + e^{i\vec{k} \cdot \vec{R}_2} & 0 & 0 \end{pmatrix}, \quad (20)$$

where all the terms have an analogous meaning as in Eq. (1), but in this case  $\vec{R}_2 = (0, 1)$ . Here, however, the Lieb lattice is the analog of the  $H_5$  Hamiltonian, prior to projection. Hence, the spectrum is particle-hole symmetric as shown in Fig. 11(b).

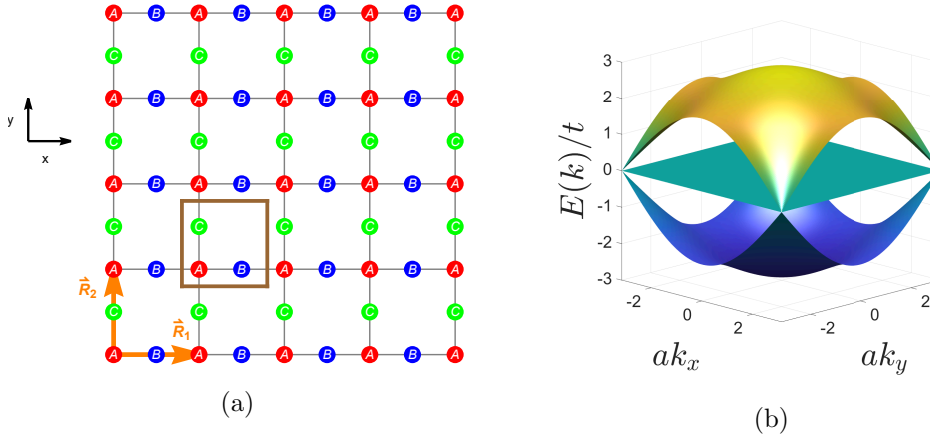


Figure 11: (a) Lieb lattice with three atoms  $A, B, C$  in the unit cell and the translation vectors  $\vec{R}_1$  and  $\vec{R}_2$ . (b) The energy spectrum for Lieb lattice. Note the presence of the flat band at the center of the particle-hole symmetric spectrum.

Carrying out the projections using the Löwdin's method, the two subsystems are

$$H_{\text{eff,Sq}}(E_0) = \frac{2t^2}{E_0} \left[ 2 + \cos(\vec{k} \cdot \vec{R}_1) + \cos(\vec{k} \cdot \vec{R}_2) \right], \quad (21)$$

which is the regular square lattice; and the other Hamiltonian is

$$H_{\text{eff,xSq}}(E_0) = \frac{t^2}{E_0} \begin{pmatrix} 2 + 2 \cos(\vec{k} \cdot \vec{R}_1) & 1 + e^{i\vec{k} \cdot \vec{R}_1} + e^{-i\vec{k} \cdot \vec{R}_2} + e^{i\vec{k} \cdot (\vec{R}_1 - \vec{R}_2)} \\ 1 + e^{-i\vec{k} \cdot \vec{R}_1} + e^{i\vec{k} \cdot \vec{R}_2} + e^{-i\vec{k} \cdot (\vec{R}_1 - \vec{R}_2)} & 2 + 2 \cos(\vec{k} \cdot \vec{R}_2) \end{pmatrix}, \quad (22)$$

which is also a square lattice with 2-atoms per unit cell, which we may refer to as the extended square lattice. The lattices and spectrum of these two effective systems are shown in Fig. 12. It is worth noting that without the projection technique, one would need to know the exact ratios of the nn and nnn hoppings to ensure the presence of the flat band in the two band system. However, this technique ensures that the projected systems already have the selected ratios to have the flat band.

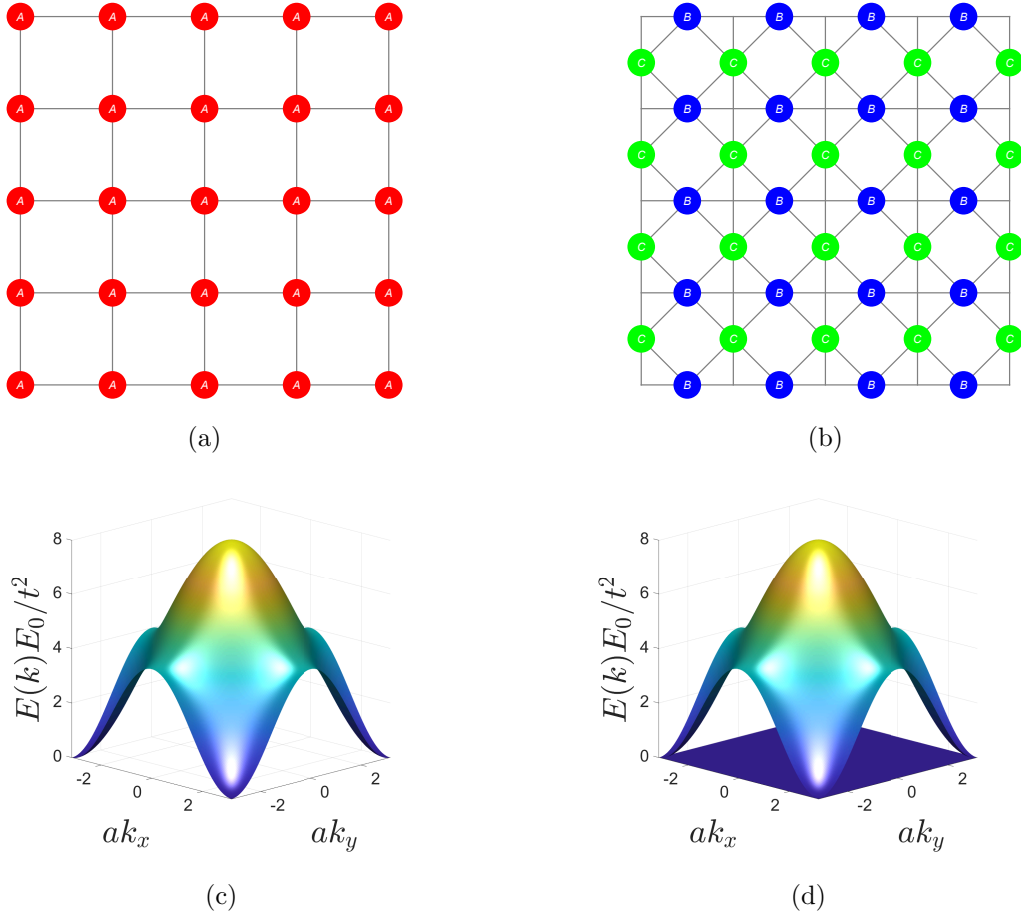


Figure 12: (a) and (b) The two subsystems (square and extended square lattices) from projecting out the Lieb lattice. (c) and (d) The energy spectrum for the respective subsystems. Note the presence of the flat band in the extended square lattice.

Further, like we identified  $H_{GK}$  in  $H_5$ , one can identify the matrix  $H_{SX}$  with

$$H_{SX} = \begin{pmatrix} 1 + e^{-i\vec{k} \cdot \vec{R}_1} & 1 + e^{-i\vec{k} \cdot \vec{R}_2} \end{pmatrix}, \quad (23)$$

which can be generalized to

$$H_{SX} = \begin{pmatrix} t_{AB} + \tilde{t}_{AB}e^{-i\vec{k} \cdot \vec{R}_1} & t_{AC} + \tilde{t}_{AC}e^{-i\vec{k} \cdot \vec{R}_2} \end{pmatrix}. \quad (24)$$

We can now break the path-exchange symmetry in the Lieb lattice [see Fig. 13(b)] by selecting the parameterization  $t_{AC} = (t - \delta t)$  and  $\tilde{t}_{AC} = (t + \delta t)$ . We show in Fig. 13(d) the spectrum of the exchange-broken Lieb lattice projected onto the extended square lattice system which shows the isolated flat band.

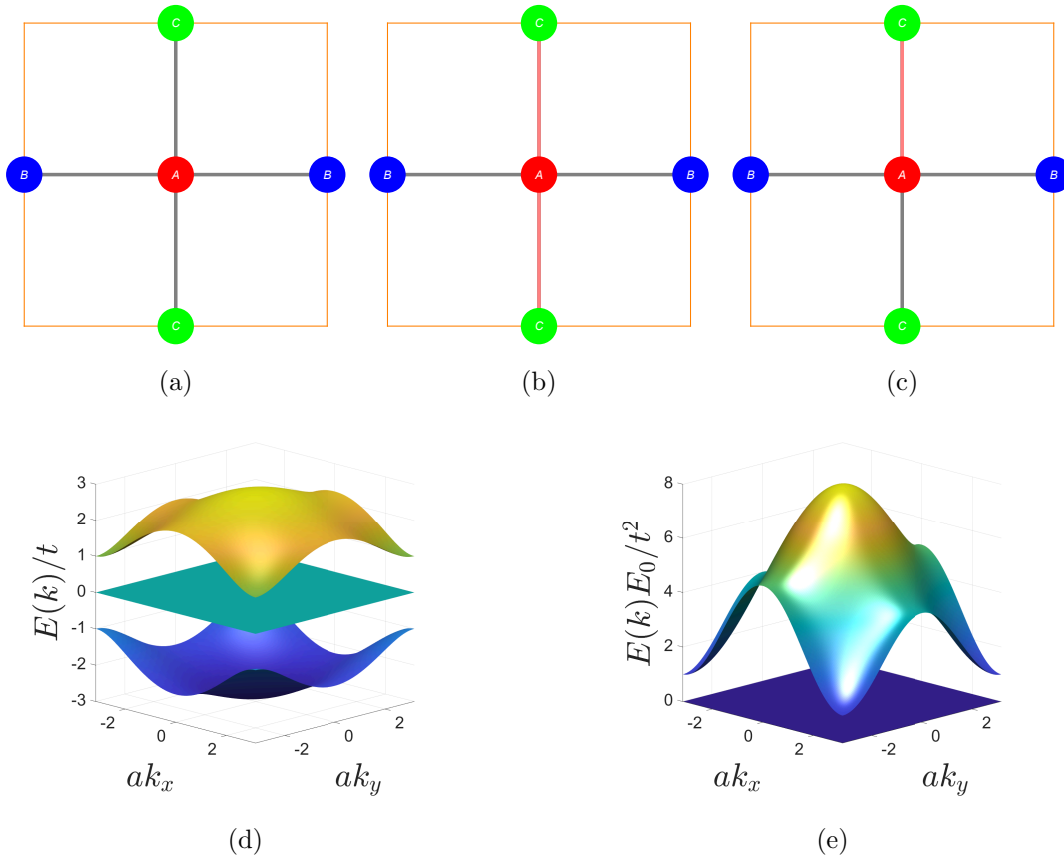


Figure 13: Hoppings in the unit cell of the Lieb lattice with A being one system and BC being the other. In situations (a) and (b), where the path-exchange between the subsystems is preserved, the flat band degeneracy is not lifted degeneracy, but it is in (c) where the condition is broken. (d) Isolated flat band in the spectrum of the exchange-broken Lieb lattice and (e) the same but projected onto the extended square lattice. Here, the exchange-breaking perturbation is  $\delta t = 0.5t$ .

## 6.2 Dice lattice and its projections

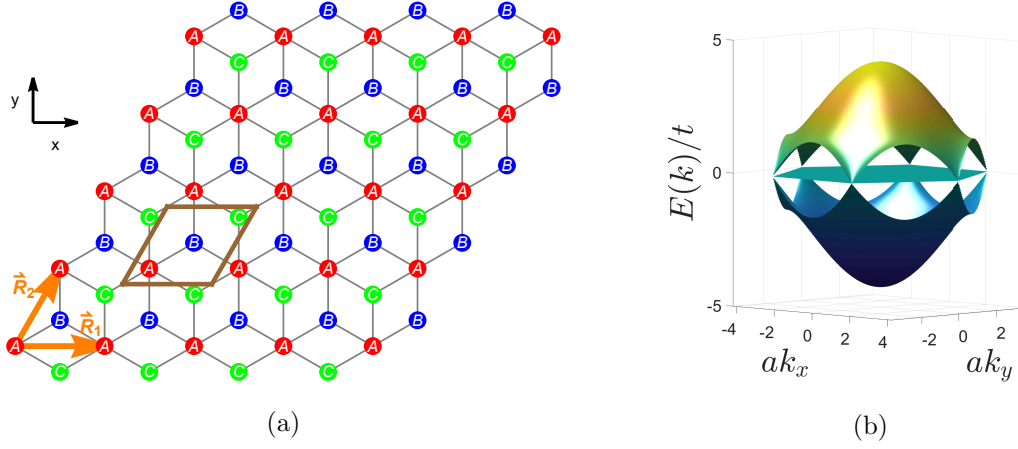


Figure 14: (a) Dice lattice with three atoms A, B, C in the unit cell and the translation vectors  $\vec{R}_1$  and  $\vec{R}_2$ . (b) The respective energy spectrum with the flat band as well as particle-hole symmetry.

The Dice lattice [shown in the Fig. 14(a)] has the following Hamiltonian:

$$H_{\text{Dc}} = -t \begin{pmatrix} 0 & 1 + e^{-i\vec{k} \cdot \vec{R}_1} + e^{-i\vec{k} \cdot \vec{R}_2} & 1 + e^{-i\vec{k} \cdot \vec{R}_1} + e^{i\vec{k} \cdot (\vec{R}_2 - \vec{R}_1)} \\ 1 + e^{i\vec{k} \cdot \vec{R}_1} + e^{i\vec{k} \cdot \vec{R}_2} & 0 & 0 \\ 1 + e^{i\vec{k} \cdot \vec{R}_1} + e^{-i\vec{k} \cdot (\vec{R}_2 - \vec{R}_1)} & 0 & 0 \end{pmatrix} \quad (25)$$

where  $\vec{R}_1 = (1, 0)$  and  $\vec{R}_2 = \left(\frac{1}{2}, \frac{\sqrt{3}}{2}\right)$ . The two subsystems are the triangular lattice

$$H_{\text{eff,T}}(E_0) = \frac{4t^2}{E_0} \left[ \frac{3}{2} + \cos(\vec{k} \cdot \vec{R}_1) + \cos(\vec{k} \cdot \vec{R}_2) + \cos(\vec{k} \cdot (\vec{R}_1 - \vec{R}_2)) \right] \quad (26)$$

and something which is a Graphene lattice with nnn and nnnn hoppings (which we may call the extended Graphene lattice):

$$H_{\text{eff,xG}}(E_0) = \frac{t^2}{E_0} \begin{pmatrix} |h(\vec{k})|^2 & e^{-i\vec{k} \cdot \vec{R}_1} h^2(\vec{k}) \\ e^{i\vec{k} \cdot \vec{R}_1} h^{*2}(\vec{k}) & |h(\vec{k})|^2 \end{pmatrix}, \quad (27)$$

where  $h(\vec{k}) = 1 + e^{i\vec{k} \cdot \vec{R}_1} + e^{i\vec{k} \cdot \vec{R}_2}$ .



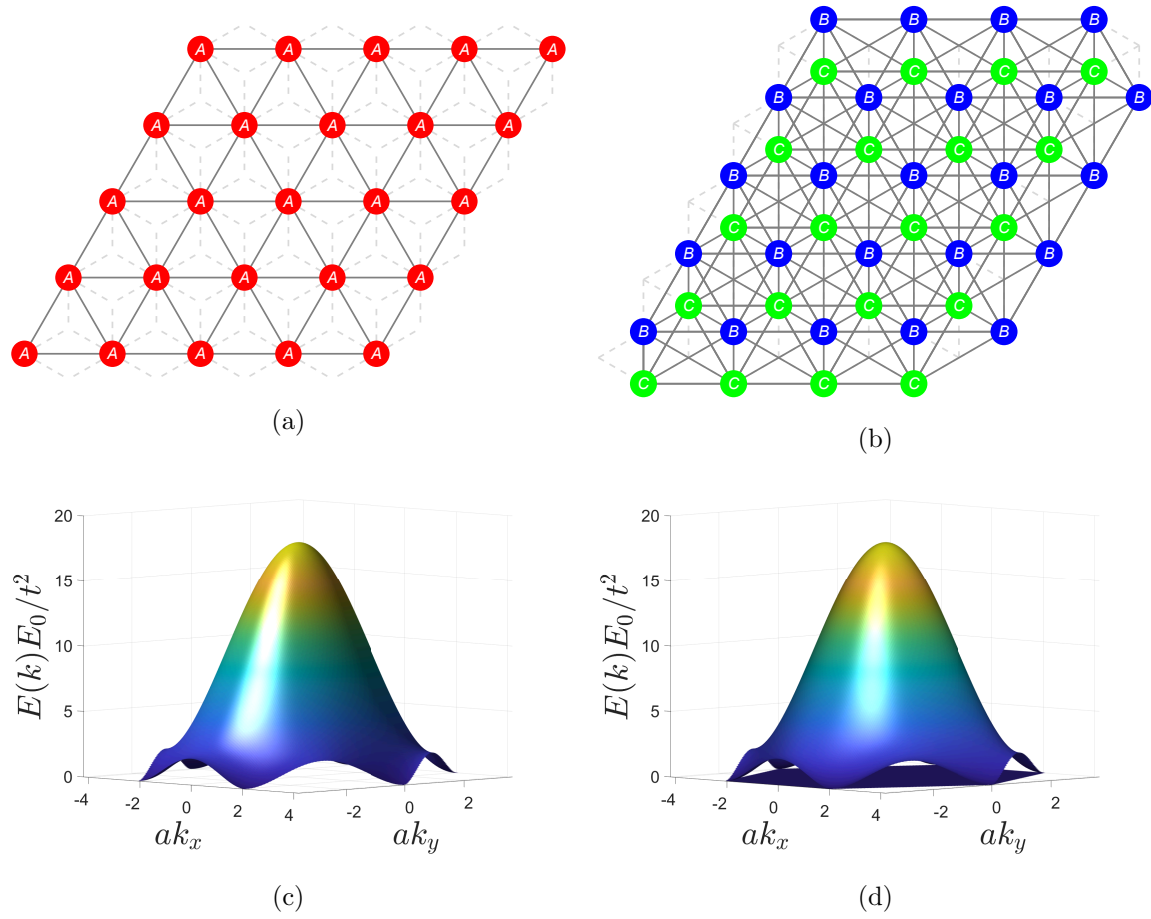


Figure 15: (a) and (b) The two projected subsystems of the Dice lattice. (c) and (d) Their respective energy dispersion. Note the flat band in the extended Graphene.

We can now define the following matrix

$$H_{TX} = \begin{pmatrix} t_{AB}^1 + t_{AB}^2 e^{-i\vec{k} \cdot \vec{R}_1} + t_{AB}^3 e^{-i\vec{k} \cdot \vec{R}_2} & t_{AC}^1 + t_{AC}^2 e^{-i\vec{k} \cdot \vec{R}_1} + t_{AC}^3 e^{i\vec{k} \cdot (\vec{R}_2 - \vec{R}_1)} \end{pmatrix}. \quad (28)$$

We can now break the path-exchange symmetry in the Dice lattice [see Fig. 16(b)] by selecting the parameterization  $t_{AC}^1 = (t - \delta t)$ ,  $t_{AC}^2 = (t - \delta t)$  and  $t_{AC}^3 = (t + \delta t)$ . We show in Fig. 16(d) the spectrum of the exchange-broken Dice lattice projected onto the extended Graphene lattice which shows the isolated flat band.

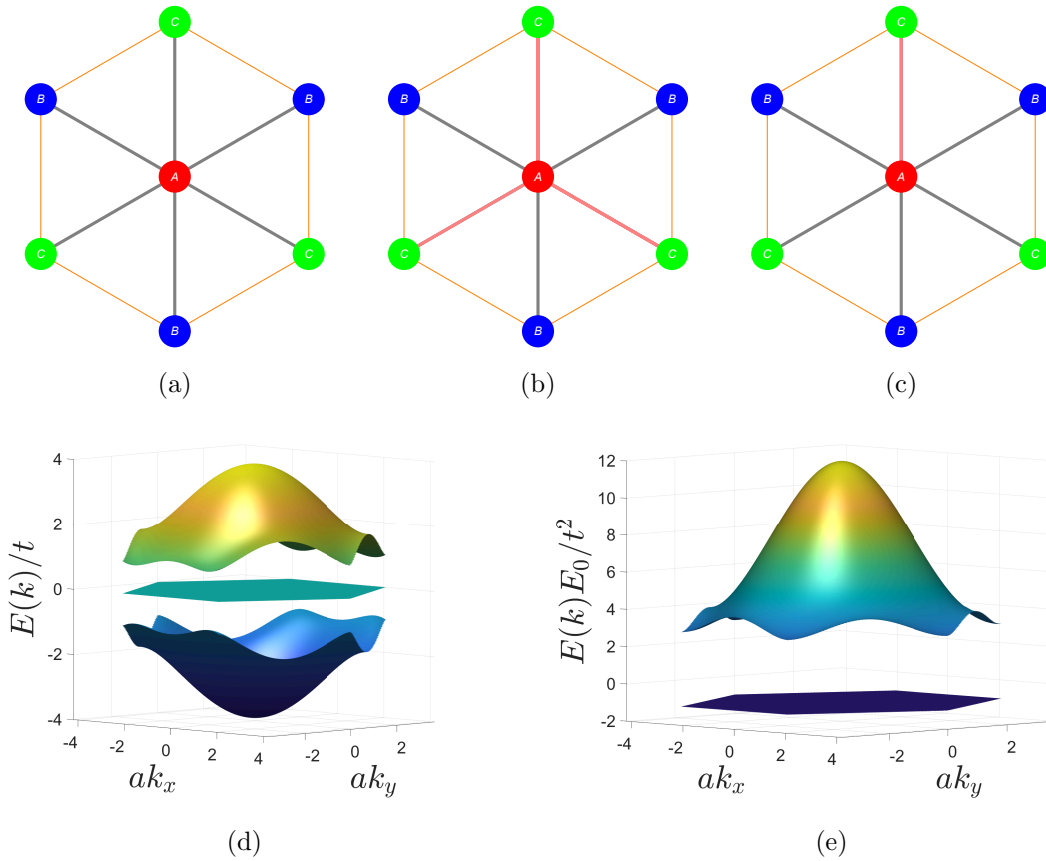


Figure 16: Hoppings in the unit cell of the Dice lattice. A is one subsystem and BC is the other. IN the situations (a) and (b) the exchange-symmetry is preserved and so is the flat band degeneracy, whereas in (c) it is broken and the flat band degeneracy is lifted. (d) Isolated flat band in the spectrum of the exchange-broken Dice lattice and (e) the same but projected onto the extended Graphene lattice. Here, the exchange-breaking perturbation is  $\delta t = t$ .

## 7 Conclusion

Although there exist many works in the literature on designing systems with flat bands, they suffer from one or many of the following shortcomings: the need for long-ranged hoppings; the need for fine-tuning of parameters even with nn approximation; the need for staggered fluxes. While these are all valid techniques, they could be seen as shortcomings because implementing long-range hoppings is often a design challenge. So is fine-tuning parameters of the Hamiltonian. Breaking a discrete symmetry such as the time-reversal symmetry is certainly viable, however, generating staggered flux may not always be a straightforward task. In this work, we proposed a straightforward design method based on the bipartiteness of a system (which is not strictly necessary) and Löwdin's projection to generate flat band systems. In this prescription, we were able to identify that if there exists a path-exchange symmetry in the bipartite system, with different sizes of the subsystems, the flat band would appear degenerate with other dispersive bands. And by breaking the symmetry, it is possible to

isolate the flat band. We then showed that projecting out various subsystems from this parent bipartite system still leaves behind a subsystem with an isolated flat band. We demonstrated the verity of all the above points of the prescription by applying it to the  $H_5$  lattice (from which we can project out the hexagonal lattice and the Kagomé lattice: the latter having the spectrum of the former plus a flat band), Lieb and Dice lattices (from which we can project out the square and triangular lattices, respectively, and special lattices that share their respective spectrum plus a flat band). We also showed that relaxing the bipartite condition in the subsystem that is being projected out still maintains the flat band. In this sense, we only need to couple a non-hopping (or weakly hopping) system to a background system, which is smaller in size, to get a flat band.

Apart from this main result, we even developed a special parameterization of the Kagomé lattice to show that it is possible to devise flat band conditions, different from what is already in the literature and showed that this construction is automatically implemented if arrived at from the parent bipartite system. We even showed that starting from the parent bipartite system, we can reproduce the conditions for the existence and isolation of flat bands that were discussed previously in the literature (about staggered  $\pi$  fluxes [43] and inversion broken Kagomé [50]).

We also believe that the prescription suggested here should be practically implementable in photonic-crystal lattices or even in cavity QED techniques such as in Refs. [53,54]. Isolating the various subsystems can be done, e.g. simply by introducing appropriate onsite energies to split the subsystems in energy, and then tuning the energy scale of any probe to be near the respective onsite energies of interest. This will be a subject for a future work.

There are several interesting avenues to pursue using this construction. It may be possible to study the role of electronic correlations in Kagomé and Graphene by studying them in the parent  $H_5$  system. Given that we have a systematic way to isolate flat bands, it can serve as a test bench to investigate fractional Quantum Hall state formation in the absence of a magnetic field. Further, it was stated in Ref. [42] that the band touching was protected by topology in the Kagomé system. However, we have seen that the band touching is protected by a path exchange symmetry in a parent bipartite system. This could suggest a connection between topology and exchange-symmetries in a higher-dimensional Hilbert space.

## Acknowledgments

**Funding information** This work was funded by the Natural Sciences and Engineering Research Council of Canada (NSERC) Grant No. RGPIN-2019-05486 (S.M.).

## APPENDIX

### A Useful relations between matrix elements $\tilde{\alpha}_i$

There are a couple of identities involving the matrix elements of the Hamiltonian that can be derived straightforwardly. For the parameter  $|r| < 1$ , we observe that

$$|\tilde{\alpha}_i|^2 = 2e^{-h}[\cosh h + \cos(\vec{k} \cdot \vec{R}_i)],$$

and the quantity  $A = 2\text{Re}[\tilde{\alpha}_1^* \tilde{\alpha}_2 \tilde{\alpha}_3^*]$  evaluates to

$$A = 2[1 + (e^{-h} + e^{-2h}) \sum_i \cos(\vec{k} \cdot \vec{R}_i) + e^{-3h}].$$

Using these we arrive at the relation

$$\sum_i |\tilde{\alpha}_i|^2 = 2e^{-h} [3 \cosh h + \sum_i \cos(\vec{k} \cdot \vec{R}_i)].$$

Observing that both  $\sum_i |\tilde{\alpha}_i|^2$  and  $A$  have  $\sum_i \cos(\vec{k} \cdot \vec{R}_i)$  in them as the only  $\vec{k}$ -dependent term, it is possible to search for  $f$  that satisfies the flat band condition in Eq. (5) by equating their coefficients, which leads to  $f = 2e^{-\frac{h}{2}} \cosh \frac{h}{2}$ .

If  $|r| > 1$ , then the identification  $\frac{1-r}{1+r} = e^{-h}$  can still be made if  $h$  is extended to the complex plane. In particular, we note that as  $|r| > 1$ ,  $h$  acquires a step jump in the imaginary part from 0 to  $\pm i\pi$ . The sign is ambiguous but this does not affect our analysis and we shall stick to the choice of  $i\pi$ . That is,  $h \rightarrow h_c$  such that  $e^{-\text{Re}[h]} = \frac{r-1}{r+1}$ . This extension to the complex plane also results in  $[e^{-h_c}]^* = e^{-h_c}$ , thus acting like a real number. This ensures that all the above identities above are still valid with  $h \rightarrow h_c$ . In that case, the resulting parameter  $f$  is given by  $f = 2e^{-\frac{h_c}{2}} \cosh \frac{h_c}{2} = 2e^{-\frac{\text{Re} h_c}{2}} \sinh \frac{\text{Re} h_c}{2}$ , where  $\frac{1-r}{1+r} = e^{-\text{Re} h_c}$ .

## B Properties of non-square matrices

Consider a non-square matrix  $M_{n \times m}$  with  $m > n$  for definiteness. Two square matrices could be constructed from this:  $[MM^\dagger]_{n \times n}$  and  $[M^\dagger M]_{m \times m}$ . Now construct the square matrix  $\tilde{M}_{m \times m}$  by padding  $m - n$  rows of zero to  $M$ . Then we have

$$\tilde{M}\tilde{M}^\dagger = \begin{pmatrix} [MM^\dagger]_{n \times n} & 0_{n \times (n-m)} \\ 0_{(n-m) \times n} & 0_{(n-m) \times (n-m)} \end{pmatrix}$$

and

$$\tilde{M}^\dagger \tilde{M} = M^\dagger M.$$

From properties of matrices we have  $\text{Det}[\tilde{M}\tilde{M}^\dagger] = \text{Det}[\tilde{M}^\dagger \tilde{M}]$  which is the product of their eigenvalues. Since  $\tilde{M}\tilde{M}^\dagger$  explicitly has  $m - n$  0's as eigenvalues, and that this construction is possible for any  $M$ , it follows that  $\tilde{M}^\dagger \tilde{M}$  and hence  $M^\dagger M$  must have (i) the same number of 0 eigenvalues; (ii) the same non-zero eigenvalues.

In other words, what we have argued is that for a non-square matrix  $M_{n \times m}$ ,  $MM^\dagger$  and  $M^\dagger M$  have the same eigenvalues with one of them having  $|n - m|$  zeros as additional eigenvalues.

## C Identifying the path-exchange symmetry

Consider the bipartite  $H_5$  lattice. Since the flat band is always at  $E = 0$ , we shall focus on the eigenvalue problem with 0 eigenvalue. If the flat band is degenerate with the other bands, then we have a degeneracy in the system. If this is a double degeneracy, it necessarily implies that there are only three independent equations. This in turn implies that three of

the five equations must be similar. Due to the bipartiteness, the top two equations cannot be reduced to the the bottom three and vice versa. Thus, the only way to have three equations be similar is to have the bottom three rows be similar.

In the  $H_5$  system, the non zero entries of these rows are contained in the matrix  $H_{KG}$ , which in general takes the form,

$$\begin{pmatrix} t_1 & t_2 \\ t_3 & t_4 e^{i\vec{k}\cdot\vec{R}_1} \\ t_5 & t_6 e^{i\vec{k}\cdot\vec{R}_2} \end{pmatrix}. \quad (29)$$

For the equations to be similar, we can set the ratios to be the same. This leads to

$$e^{i\vec{k}\cdot\vec{R}_1} = \frac{t_2 t_3}{t_1 t_4}, \quad e^{i\vec{k}\cdot\vec{R}_2} = \frac{t_2 t_5}{t_1 t_6}. \quad (30)$$

As long as the modulo of the right hand sides are 1, we can always find the appropriate  $k_x$  and  $k_y$  that satisfy the condition. This also implies that when one of the two right hand sides is different from 1, the degeneracy is lifted.

The physical interpretation of the above condition is what precisely leads to the path-exchange symmetry discussed in the text. To see this, note that the only way to violate the conditions of (30) is to make a hopping amplitude in (29) different from those in the same column and the same row. Here, the left column  $(t_1, t_3, t_5)$  corresponds to the hoppings  $AX, BX, CX$  and the right column  $(t_2, t_4, t_6)$  to  $AY, BY, CY$ . Notice that changing  $t_1$  and  $t_2$  ( $AX, AY$ ) by certain amount can be compensated by changing  $t_3$  and  $t_4$  ( $BX, BY$ ) and  $t_5$  and  $t_6$  ( $CX, CY$ ) by the same amount. This means that the paths to hop from X to the ABC subsystem are all identical. This corresponds to the case in Fig. (10)(b). This is what is referred to as a path-exchange symmetry as exchanging the path does not alter the system.

Further, starting from  $t_1 = t_2$ ,  $t_3 = t_4$ , and  $t_5 = t_6$  (which satisfies the degeneracy condition), we observe that scaling  $t_1$  and  $t_2$  by the same amount (or equivalently  $t_3, t_4$  and  $t_5, t_6$  by the same amount) does not violate the condition. This amounts to stating that hopping from the A to the XY subsystem (or from B and C) have the same path-exchange property. This is the case in Fig. (10)(c).

But if we consider the case in Fig. (10)(d), we have  $CX \neq CY$  as well as  $CX \neq AX$  (or  $BX$ ). This violates the conditions (30) and the path-exchange symmetry is lost because the hopping  $CX$  is different from  $CY$  and  $XC$  is different from  $XA$  and  $XB$ .

## References

- [1] L. Balents, C. R. Dean, D. K. Efetov and A. F. Young, *Superconductivity and strong correlations in moiré flat bands*, Nature Physics **16**(7), 725 (2020), doi:10.1038/s41567-020-0906-9.
- [2] E. Y. Andrei, D. K. Efetov, P. Jarillo-Herrero, A. H. MacDonald, K. F. Mak, T. Senthil, E. Tutuc, A. Yazdani and A. F. Young, *The marvels of moiré materials*, Nature Reviews Materials **6**(3), 201 (2021), doi:10.1038/s41578-021-00284-1.
- [3] Y. Cao, V. Fatemi, S. Fang, K. Watanabe, T. Taniguchi, E. Kaxiras and P. Jarillo-Herrero, *Unconventional superconductivity in magic-angle graphene superlattices*, Nature **556**(7699), 43 (2018), doi:10.1038/nature26160.

- [4] Y. Cao, V. Fatemi, A. Demir, S. Fang, S. L. Tomarken, J. Y. Luo, J. D. Sanchez-Yamagishi, K. Watanabe, T. Taniguchi, E. Kaxiras, R. C. Ashoori and P. Jarillo-Herrero, *Correlated insulator behaviour at half-filling in magic-angle graphene superlattices*, Nature **556**(7699), 80 (2018), doi:10.1038/nature26154.
- [5] P. M. Eugenio and C. B. Dağ, *DMRG study of strongly interacting  $\mathbb{Z}_2$  flatbands: a toy model inspired by twisted bilayer graphene*, SciPost Phys. Core **3**, 015 (2020), doi:10.21468/SciPostPhysCore.3.2.015.
- [6] A. Yazdani, *Magic, symmetry, and twisted matter*, Science **371**(6534), 1098 (2021), doi:10.1126/science.abg5641, <https://www.science.org/doi/pdf/10.1126/science.abg5641>.
- [7] M. Oh, K. P. Nuckolls, D. Wong, R. L. Lee, X. Liu, K. Watanabe, T. Taniguchi and A. Yazdani, *Evidence for unconventional superconductivity in twisted bilayer graphene*, Nature **600**(7888), 240 (2021), doi:10.1038/s41586-021-04121-x.
- [8] X. Liu, C.-L. Chiu, J. Y. Lee, G. Farahi, K. Watanabe, T. Taniguchi, A. Vishwanath and A. Yazdani, *Spectroscopy of a tunable moiré system with a correlated and topological flat band*, Nature Communications **12**(1), 2732 (2021), doi:10.1038/s41467-021-23031-0.
- [9] N. Regnault, Y. Xu, M.-R. Li, D.-S. Ma, M. Jovanovic, A. Yazdani, S. S. P. Parkin, C. Felser, L. M. Schoop, N. P. Ong, R. J. Cava, L. Elcoro *et al.*, *Catalogue of flat-band stoichiometric materials*, Nature **603**(7903), 824 (2022), doi:10.1038/s41586-022-04519-1.
- [10] A. Lau, S. Peotta, D. I. Pikulin, E. Rossi and T. Hyart, *Universal suppression of superfluid weight by non-magnetic disorder in s-wave superconductors independent of quantum geometry and band dispersion*, SciPost Phys. **13**, 086 (2022), doi:10.21468/SciPostPhys.13.4.086.
- [11] I. Syôzi, *Statistics of Kagomé Lattice*, Progress of Theoretical Physics **6**(3), 306 (1951), doi:10.1143/ptp/6.3.306, <https://academic.oup.com/ptp/article-pdf/6/3/306/5239621/6-3-306.pdf>.
- [12] E. H. Lieb, *Two theorems on the hubbard model*, Phys. Rev. Lett. **62**, 1201 (1989), doi:10.1103/PhysRevLett.62.1201.
- [13] B. Sutherland, *Localization of electronic wave functions due to local topology*, Phys. Rev. B **34**, 5208 (1986), doi:10.1103/PhysRevB.34.5208.
- [14] T. Kida, L. A. Fenner, A. A. Dee, I. Terasaki, M. Hagiwara and A. S. Wills, *The giant anomalous hall effect in the ferromagnet  $\text{Fe}_3\text{Sn}_2$ —a frustrated kagome metaa frustrated kagome metal*, Journal of Physics: Condensed Matter **23**(11), 112205 (2011), doi:10.1088/0953-8984/23/11/112205.
- [15] J. Ruostekoski, *Optical kagome lattice for ultracold atoms with nearest neighbor interactions*, Phys. Rev. Lett. **103**, 080406 (2009), doi:10.1103/PhysRevLett.103.080406.
- [16] G.-B. Jo, J. Guzman, C. K. Thomas, P. Hosur, A. Vishwanath and D. M. Stamper-Kurn, *Ultracold atoms in a tunable optical kagome lattice*, Phys. Rev. Lett. **108**, 045305 (2012), doi:10.1103/PhysRevLett.108.045305.

- [17] G.-W. Chern and A. Saxena, *Pt-symmetric phase in kagome-based photonic lattices*, Opt. Lett. **40**(24), 5806 (2015), doi:10.1364/OL.40.005806.
- [18] Z. Li, J. Zhuang, L. Wang, H. Feng, Q. Gao, X. Xu, W. Hao, X. Wang, C. Zhang, K. Wu, S. X. Dou, L. Chen *et al.*, *Realization of flat band with possible nontrivial topology in electronic kagome lattice*, Science Advances **4**(11), eaau4511 (2018), doi:10.1126/sciadv.aau4511, <https://www.science.org/doi/pdf/10.1126/sciadv.aau4511>.
- [19] B. Cui, X. Zheng, J. Wang, D. Liu, S. Xie and B. Huang, *Realization of lieb lattice in covalent-organic frameworks with tunable topology and magnetism*, Nature Communications **11**(1), 66 (2020), doi:10.1038/s41467-019-13794-y.
- [20] D. Leykam, A. Andreanov and S. Flach, *Artificial flat band systems: from lattice models to experiments*, Advances in Physics: X **3**(1), 1473052 (2018), doi:10.1080/23746149.2018.1473052, <https://doi.org/10.1080/23746149.2018.1473052>.
- [21] M. Lacki, J. Zakrzewski and N. Goldman, *A dark state of Chern bands: Designing flat bands with higher Chern number*, SciPost Phys. **10**, 112 (2021), doi:10.21468/SciPostPhys.10.5.112.
- [22] D. Varjas, A. Abouelkomsan, K. Yang and E. J. Bergholtz, *Topological lattice models with constant Berry curvature*, SciPost Phys. **12**, 118 (2022), doi:10.21468/SciPostPhys.12.4.118.
- [23] E. Tang, J.-W. Mei and X.-G. Wen, *High-temperature fractional quantum hall states*, Phys. Rev. Lett. **106**, 236802 (2011), doi:10.1103/PhysRevLett.106.236802.
- [24] D. T. Son, *Is the composite fermion a Dirac particle?*, Phys. Rev. X **5**, 031027 (2015), doi:10.1103/PhysRevX.5.031027.
- [25] S. Maiti and T. A. Sedrakyan, *Composite fermion state of graphene as a Haldane-Chern insulator*, Phys. Rev. B **100**, 125428 (2019), doi:10.1103/PhysRevB.100.125428.
- [26] T. A. Sedrakyan and A. V. Chubukov, *Fermionic propagators for two-dimensional systems with singular interactions*, Phys. Rev. B **79**, 115129 (2009), doi:10.1103/PhysRevB.79.115129.
- [27] T. A. Sedrakyan, L. I. Glazman and A. Kamenev, *Spontaneous formation of a nonuniform chiral spin liquid in a moat-band lattice*, Phys. Rev. Lett. **114**, 037203 (2015), doi:10.1103/PhysRevLett.114.037203.
- [28] S. Maiti and T. Sedrakyan, *Fermionization of bosons in a flat band*, Phys. Rev. B **99**, 174418 (2019), doi:10.1103/PhysRevB.99.174418.
- [29] G. V. Dunne, *Aspects of Chern-Simons theory*, arXiv (1998).
- [30] R. Wang, Z. Y. Xie, B. Wang and T. Sedrakyan, *Emergent topological orders and phase transitions in lattice Chern-Simons theory of quantum magnets*, Phys. Rev. B **106**, L121117 (2022), doi:10.1103/PhysRevB.106.L121117.



- [31] R. Wang, B. Wang and T. Sedrakyan, *Chern-Simons superconductors and their instabilities*, Phys. Rev. B **105**, 054404 (2022), doi:10.1103/PhysRevB.105.054404.
- [32] E. Dagotto, E. Fradkin and A. Moreo, *A comment on the nielsen-ninomiya theorem*, Physics Letters B **172**(3), 383 (1986), doi:[https://doi.org/10.1016/0370-2693\(86\)90274-1](https://doi.org/10.1016/0370-2693(86)90274-1).
- [33] S. Sachdev and J. Ye, *Gapless spin-fluid ground state in a random quantum Heisenberg magnet*, Phys. Rev. Lett. **70**, 3339 (1993), doi:10.1103/PhysRevLett.70.3339.
- [34] A. Kitaev, *A simple model of quantum holography (part 1)*, Proceedings of the KITP Program: Entanglement in Strongly-Correlated Quantum Matter (2015).
- [35] A. Kitaev, *A simple model of quantum holography (part 2)*, Proceedings of the KITP Program: Entanglement in Strongly-Correlated Quantum Matter (2015).
- [36] L. García-Álvarez, I. L. Egusquiza, L. Lamata, A. del Campo, J. Sonner and E. Solano, *Digital quantum simulation of minimal AdS/CFT*, Phys. Rev. Lett. **119**, 040501 (2017), doi:10.1103/PhysRevLett.119.040501.
- [37] I. Danshita, M. Hanada and M. Tezuka, *Creating and probing the Sachdev–Ye–Kitaev model with ultracold gases: Towards experimental studies of quantum gravity*, Progress of Theoretical and Experimental Physics **2017**(8) (2017), doi:10.1093/ptep/ptx108, 083I01, <https://academic.oup.com/ptep/article-pdf/2017/8/083I01/19650704/ptx108.pdf>.
- [38] D. I. Pikulin and M. Franz, *Black hole on a chip: Proposal for a physical realization of the Sachdev–Ye–Kitaev model in a solid-state system*, Phys. Rev. X **7**, 031006 (2017), doi:10.1103/PhysRevX.7.031006.
- [39] A. Chen, R. Ilan, F. de Juan, D. I. Pikulin and M. Franz, *Quantum holography in a graphene flake with an irregular boundary*, Phys. Rev. Lett. **121**, 036403 (2018), doi:10.1103/PhysRevLett.121.036403.
- [40] C. Wei and T. A. Sedrakyan, *Optical lattice platform for the Sachdev–Ye–Kitaev model*, Phys. Rev. A **103**, 013323 (2021), doi:10.1103/PhysRevA.103.013323.
- [41] C. Wei and T. A. Sedrakyan, *Quantum chaos, superconductivity, and information scrambling in disordered magic-angle twisted bilayer graphene*, arXiv:2205.09766 (2022).
- [42] D. L. Bergman, C. Wu and L. Balents, *Band touching from real-space topology in frustrated hopping models*, Phys. Rev. B **78**, 125104 (2008), doi:10.1103/PhysRevB.78.125104.
- [43] D. Green, L. Santos and C. Chamon, *Isolated flat bands and spin-1 conical bands in two-dimensional lattices*, Phys. Rev. B **82**, 075104 (2010), doi:10.1103/PhysRevB.82.075104.
- [44] W. Maimaiti, A. Andreanov, H. C. Park, O. Gendelman and S. Flach, *Compact localized states and flat-band generators in one dimension*, Phys. Rev. B **95**, 115135 (2017), doi:10.1103/PhysRevB.95.115135.

- [45] W. Maimaiti, S. Flach and A. Andreanov, *Universal  $d = 1$  flat band generator from compact localized states*, Phys. Rev. B **99**, 125129 (2019), doi:10.1103/PhysRevB.99.125129.
- [46] W. Maimaiti, A. Andreanov and S. Flach, *Flat-band generator in two dimensions*, Phys. Rev. B **103**, 165116 (2021), doi:10.1103/PhysRevB.103.165116.
- [47] M. Röntgen, C. V. Morfonios and P. Schmelcher, *Compact localized states and flat bands from local symmetry partitioning*, Phys. Rev. B **97**, 035161 (2018), doi:10.1103/PhysRevB.97.035161.
- [48] C. V. Morfonios, M. Röntgen, M. Pyzh and P. Schmelcher, *Flat bands by latent symmetry*, Phys. Rev. B **104**, 035105 (2021), doi:10.1103/PhysRevB.104.035105.
- [49] A. Mallick, N. Chang, A. Andreanov and S. Flach, *Anti- $\mathcal{PT}$  flatbands*, Phys. Rev. A **105**, L021305 (2022), doi:10.1103/PhysRevA.105.L021305.
- [50] T. Bilitewski and R. Moessner, *Disordered flat bands on the kagome lattice*, Phys. Rev. B **98**, 235109 (2018), doi:10.1103/PhysRevB.98.235109.
- [51] Y. Xu and H. Pu, *Building flat-band lattice models from gram matrices*, Phys. Rev. A **102**, 053305 (2020), doi:10.1103/PhysRevA.102.053305.
- [52] S. M. Zhang and L. Jin, *Flat band in two-dimensional non-hermitian optical lattices*, Phys. Rev. A **100**, 043808 (2019), doi:10.1103/PhysRevA.100.043808.
- [53] J. Koch, A. A. Houck, K. L. Hur and S. M. Girvin, *Time-reversal-symmetry breaking in circuit-QED-based photon lattices*, Phys. Rev. A **82**, 043811 (2010), doi:10.1103/PhysRevA.82.043811.
- [54] A. J. Kollár, M. Fitzpatrick, P. Sarnak and A. A. Houck, *Line-graph lattices: Euclidean and non-euclidean flat bands, and implementations in circuit quantum electrodynamics*, Communications in Mathematical Physics **376**(3), 1909 (2020), doi:10.1007/s00220-019-03645-8.
- [55] C. S. Chiu, D.-S. Ma, Z.-D. Song, B. A. Bernevig and A. A. Houck, *Fragile topology in line-graph lattices with two, three, or four gapped flat bands*, Phys. Rev. Research **2**, 043414 (2020), doi:10.1103/PhysRevResearch.2.043414.
- [56] F. de Juan, J. L. Mañes and M. A. H. Vozmediano, *Gauge fields from strain in graphene*, Phys. Rev. B **87**, 165131 (2013), doi:10.1103/PhysRevB.87.165131.
- [57] A. L. Kitt, V. M. Pereira, A. K. Swan and B. B. Goldberg, *Erratum: Lattice-corrected strain-induced vector potentials in graphene [phys. rev. b 85, 115432 (2012)]*, Phys. Rev. B **87**, 159909 (2013), doi:10.1103/PhysRevB.87.159909.
- [58] M. Oliva-Leyva and G. G. Naumis, *Understanding electron behavior in strained graphene as a reciprocal space distortion*, Phys. Rev. B **88**, 085430 (2013), doi:10.1103/PhysRevB.88.085430.
- [59] M. Ramezani Masir, D. Moldovan and F. Peeters, *Pseudo magnetic field in strained graphene: Revisited*, Solid State Communications **175-176**, 76 (2013), doi:https://doi.org/10.1016/j.ssc.2013.04.001, Special Issue: Graphene V: Recent Advances in Studies of Graphene and Graphene analogues.

- [60] G. Montambaux, F. Piéchon, J.-N. Fuchs and M. O. Goerbig, *Merging of dirac points in a two-dimensional crystal*, Phys. Rev. B **80**, 153412 (2009), doi:10.1103/PhysRevB.80.153412.
- [61] L.-K. Lim, J.-N. Fuchs, F. Piéchon and G. Montambaux, *Dirac points emerging from flat bands in lieb-kagome lattices*, Phys. Rev. B **101**, 045131 (2020), doi:10.1103/PhysRevB.101.045131.
- [62] L. Du, Q. Chen, A. D. Barr, A. R. Barr and G. A. Fiete, *Floquet hofstadter butterfly on the kagome and triangular lattices*, Phys. Rev. B **98**, 245145 (2018), doi:10.1103/PhysRevB.98.245145.
- [63] P. Löwdin, *A note on the quantum-mechanical perturbation theory*, The Journal of Chemical Physics **19**(11), 1396 (1951), doi:10.1063/1.1748067, <https://doi.org/10.1063/1.1748067>.