

# Harnessing the Power of Multi-task Pre-training for Ground-truth-level Natural Language Explanations

Björn Plüster<sup>\*1</sup>, Jakob Ambsdorf<sup>\*†2</sup>, Lukas Braach<sup>1</sup>, Jae Hee Lee<sup>1</sup>, Stefan Wermter<sup>1</sup>

<sup>1</sup>University of Hamburg, Germany

<sup>2</sup>University of Copenhagen, Denmark

{bjoern.pluester, lukas.braach}@studium.uni-hamburg.de

jaam@di.ku.dk

{jae.hee.lee, stefan.wermter}@uni-hamburg.de

## Abstract

*Natural language explanations promise to offer intuitively understandable explanations of a neural network’s decision process in complex vision-language tasks, as pursued in recent VL-NLE research. While current models offer impressive performance on task accuracy and explanation plausibility, they suffer from a range of issues: Some models feature a modular design where the explanation generation module is poorly integrated with a separate module for task-answer prediction, employ backbone models trained on limited sets of tasks, or incorporate ad hoc solutions to increase performance on single datasets. We propose to avoid these limitations by applying recent advances in large-scale multi-task pre-training of generative Transformer models to the problem of VL-NLE tasks. Our approach outperforms recent models by a large margin, with human annotators preferring the generated explanations over the ground-truth in two out of three evaluated datasets. As a novel challenge in VL-NLE research, we propose the problem of multi-task VL-NLE and show that jointly training on multiple tasks can increase the explanation quality. We discuss the ethical implications of high-quality NLE generation and other issues in recent VL-NLE research.*

## 1. Introduction

Despite the enormous success of deep learning in numerous disciplines, widespread adoption of the technology is still inhibited by its lack of transparency: It is generally difficult to explain the decision-making process of a deep neural model, especially to the model’s end-user. One promising approach is the generation of *natural language explanations*

(NLEs) [5], which provide an intuitively understandable rationalization of a neural network’s decision. Due to the growing need to integrate multi-modal information, such as vision and language, recent research has increasingly focused on generating *natural language explanations for vision-language tasks* (VL-NLE) [8, 17, 26, 31, 38].

However, existing VL-NLE models suffer from at least one of the following issues: First, the models incorporate separate answer prediction and NLE generation modules (e.g., FME [31], e-UG [17]), which leads to inferior NLE generation performance due to the loose integration between the two modules. Second, their backbone models are often pretrained on a limited set of tasks (e.g., VL-T5 [29]), not fully exploiting the potential of multi-task learning with a unified architecture. Third, they incorporate ad hoc solutions using additional task-specific modules or additional resources to increase their performance on the datasets at hand (e.g., NLX-GPT [38], RExC [26]), which does not allow them to be used as omnipotent models, a vision of current AI research [35, 43].

To overcome the mentioned issues, we propose to utilize recent advances in *large-scale multi-task* pre-training of generative vision-language models on VL-NLE tasks. Our assumption is that training on a broad range of diverse tasks enables learning the commonsense knowledge and reasoning capabilities necessary to generate complex and accurate NLEs. We fine-tune the recently presented OFA model [43], a generative Transformer pretrained on a diverse set of multi-modal and uni-modal tasks, to each target NLE task. We show that a single unified architecture that is *not* pretrained to generate explanations and *without* any task-specific modifications and optimizations reaches state-of-the-art performance in the e-SNLI-VE and VQA-X datasets. The generated explanations received higher average ratings by human annotators than the ground-truth explanations on e-SNLI-VE while also being preferred in a direct A-B comparison on both e-

<sup>\*</sup>These authors contributed equally to this work

<sup>†</sup>Majority of work done while at University of Hamburg

Code and demo available at <https://github.com/ofa-x/OFA-X>

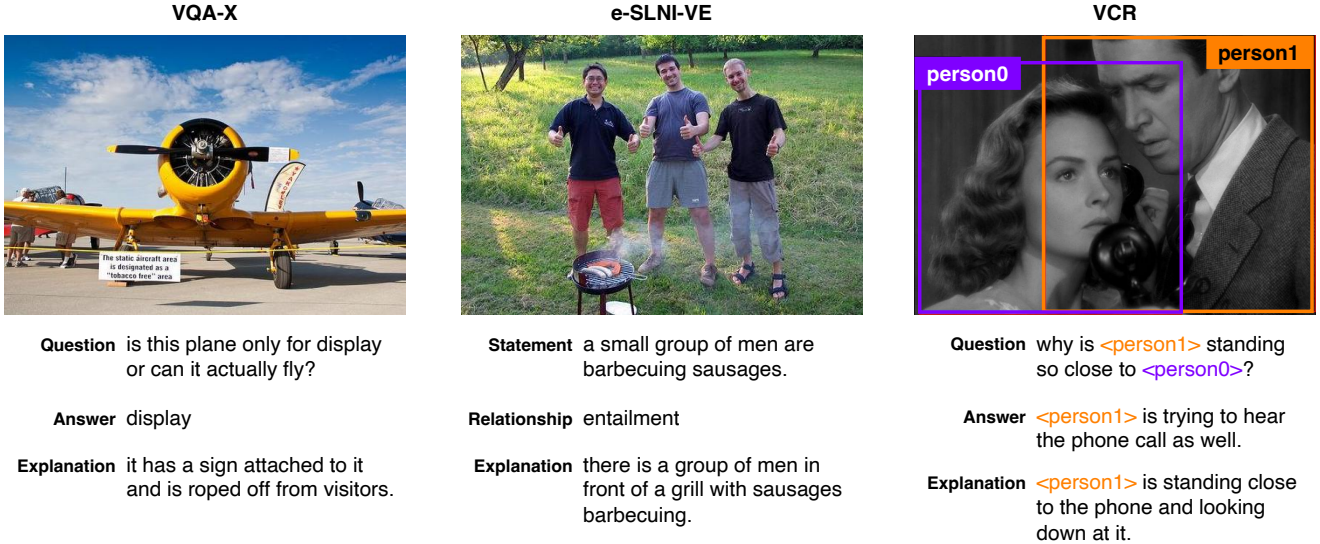


Figure 1. Example tasks from the datasets VQA-X [31], e-SNLI-VE [17], and VCR [47].

SNLI-VE and VQA-X. On the challenging VCR dataset, our approach outperforms other baselines according to our user study. As the explanation ratings achieved by our approach outperform those of the ground-truth annotations on two (i.e., e-SNLI-VE and VQA-X) of the three tasks, we call for new challenging VL-NLE tasks and improved dataset quality. As an immediate solution, we propose *e-ViL-combined* as a new challenge, where a single model is required to solve and explain multiple different VL-NLE tasks from the three datasets. Evaluating our approach on VQA-X, e-SNLI-VE, and VCR after jointly training on the multi-VL-NLE dataset reveals its capability to achieve a competitive level of performance on e-SNLI-VE and VQA-X when compared to individually trained models, while considerably improving explanation quality on the VCR dataset.

Our main contributions are as follows: First, we propose fine-tuning the OFA model [43] for VL-NLE tasks (section 3). Our approach outperforms the state-of-the-art baselines by a large margin in task accuracy and human explanation ratings, highlighting the importance of pre-training over architecture design. In several cases, our generated explanations are even preferred over the dataset ground-truth by the human participants of a user study (section 5). We furthermore identify several issues in the current practice of evaluating VL-NLE models: For example, we identify the need for more challenging datasets and propose a new task, called e-ViL-combined (section 3). We also discuss the limitation of automatic explanation metrics (section 5), and the necessity of metrics for measuring the faithfulness of explanations and undesired biases in the dataset (section 6).

## 2. Related Work

### 2.1. VL-NLE Datasets

Motivated by the need to explain the behavior of vision-language (VL) models in human-understandable language, several datasets have been proposed recently. Illustrative example tasks for the three datasets described below can be found in Figure 1.

The VQA-X dataset [31] is a subset of the VQA-V2 dataset [12] that is annotated with human explanations. The images of the dataset are taken from the COCO dataset [23]. Each task instance comprises a question and an accompanying image to answer it by predicting the correct answer class, where multiple answers can be correct.

The e-SNLI-VE dataset [17] was constructed by merging the e-SNLI [5] and the SNLI-VE [46] datasets, which results in a visual entailment task with accompanying natural language explanations. In this task, a premise in the form of an image and a textual hypothesis are supplied. The task is to predict the relationship between the premise and the hypothesis as *entailment*, *contradiction*, or *neutral*.

The Visual Commonsense Reasoning dataset (VCR) [47] is a multiple choice (single answer) dataset of questions about images captured from movie scenes. Each instance has four answer possibilities that are appended to the input question. In the original VCR task formulation, a rationalization of the answer had to be selected from four possibilities as well, but the task was re-formulated as a free NLE-generation task for the e-ViL benchmark [17].

The e-ViL benchmark, proposed by Kayser *et al.* [17], is an evaluation framework for models on vision-language and natural language explanation (VL-NLE) tasks. It consists

of the three datasets VQA-X, e-SNLI-VE, and VCR, and provides two evaluation dimensions: (1) the VL-task label accuracy and (2) an explanation rating assessed by collecting the subjective ratings of human participants for the natural language explanations.

## 2.2. VL-NLE Models

Several VL-NLE models have been proposed in recent years to tackle the datasets mentioned above. They can be coarsely grouped into modular and unified models.

**Modular Models.** The e-UG model proposed by Kayser *et al.* [17] is a modification of the Rationale<sup>VT</sup> Transformer model proposed by Marasovic *et al.* [27], who combined different vision-language models with a fine-tuned GPT-2 language model for rationale generation. Instead of the vision-language models proposed in [27], e-UG uses the UNITER vision-language Transformer as an answer prediction module to predict a task answer label. The representations used to predict the label, along with an additional answer and question text input, are then supplied to the GPT-2 explanation module to generate the rationale. Both e-UG and Rationale<sup>VT</sup> Transformer separate the NLE generation module from the answer prediction module, which necessitates heavier models with a high number of parameters and inferior performance due to the separation. A recent VL-NLE model RExC [26] adopts a complex modular approach: It first extracts bounding boxes of the relevant objects in the image with a VL model and then uses their features to generate knowledge snippets with a knowledge module. Finally, relevant knowledge snippets are fed to the NLE module and the resulting hidden vector to the prediction module. This highly modular approach by nature depends on several external models (i.e., Uniter [7] for bounding box generation, VisualCOMET [32] for knowledge snippet generation and GPT-2 [4] for NLE generation) which requires a higher number of parameters as well as separate maintenance of the individual modules when applying the model to new data.

**Unified Models.** NLX-GPT [38] unifies answer prediction and explanation generation by training a distilled version [39] of GPT-2 Transformer decoder [4]. The decoder predicts a sequence of (question, answer, explanation) as the prediction target, and the encoded image is provided as the value and key vectors to the GPT-2 decoder’s cross-attention layer. At inference time, the decoder takes as its input the question and autoregressively generates the answer and the explanation. NLX-GPT, however, is not trained on diverse tasks, such that it needs to resort to additional task-specific modules (e.g., a concept-detection module for e-SNLI-VE or bounding box projection-module for VCR) to improve its performance. VL-T5 and VL-BART are introduced in [29]

and extend the Transformer-based unimodal language models BART-Base [20] and T5-Base [34] with visual inputs (i.e., bounding box features from Faster R-CNN [36]). Like NLX-GPT, the two models unify answer prediction and explanation generation. However, they also suffer from the same issue, i.e., they are not trained on diverse tasks, limiting task accuracy and explanation plausibility scores.

## 2.3. Multi-task Learning with Unified Architectures

Machine learning models trained on diverse tasks can profit from the interdependencies and transferability between tasks. The diversity of the tasks can, for example, provide a better inductive bias for a model and prevent it from overfitting to the training data [6]. Also, simpler tasks can help the model to solve more complex tasks that are (partially) dependent on the simpler tasks in a curriculum learning manner [19]. In particular, multi-task learning datasets that involve multiple modalities can allow a model to benefit from the interaction between those modalities and solve general tasks and are used by recent pretrained Transformer-based multimodal architectures [14, 16, 25, 33, 35, 43, 49]. As such models are pretrained on large datasets and diverse tasks, they possess rich knowledge about the world. Furthermore, their ability to generate text allows them to present themselves as promising alternatives to hand-crafted and manually trained VL-NLE models. In this paper, we select the OFA model (“One for All”) [43], which achieves state-of-the-art performance on multiple tasks, as the underlying architecture for our VL-NLE model.

## 3. Approach

The OFA model, proposed in early 2022 by Wang *et al.* [43], is a recent vision-language model trained in a sequence-to-sequence multi-task learning setting. The authors employ large-scale pre-training, allowing the model to learn robust vision and language representations across a variety of different tasks. For completeness, we shortly summarize the original authors’ approach below.

### 3.1. Architecture

Architecture-wise, the OFA model is a standard encoder-decoder Transformer architecture as in [9, 41]: All input modalities are processed by the same multi-headed self-attention encoder module. To accomplish this, both the image and input text are tokenized—using a ResNet-architecture as backbone [13] for the tokenization of image patches and applying byte-pair encoding to the input text before its tokenization using a BERT-derived architecture [10].

The OFA model is made effective by combining its vanilla Transformer architecture with a unified pre-training approach: The model is trained on a number of upstream tasks, such as image infilling, object detection, and text infilling. This allows the model to integrate a broad representation

of implicit human knowledge into its downstream tasks. Out of the box, the provided pipeline supports fine-tuning for eight downstream tasks—all of these share a common architecture and representation of input features. Every task’s description is in purely textual form, no extra hints via specially constructed input features are given to the model. This makes the OFA model especially well suited to transfer its broad world knowledge to new tasks.

### 3.2. Prompt Engineering for VL-NLE Tasks

Following previous work on natural language explanations in vision-language settings [17, 29, 38], we focus our experiments on the VQA-X [31], e-SNLI-VE [17], and VCR [47] datasets and the tasks associated with each. In addition, inspired by the OFA model’s multi-task pre-training, we introduce a unified explanation task that combines the three datasets and tasks into one challenge designed to assess the model’s multi-task performance.

To follow the sequence-to-sequence requirement of the OFA architecture, we reformulate the datasets’ task descriptions. As the OFA model does not utilize any specialized, task-specific methods, such as the inclusion of Faster R-CNN embeddings [17, 27] or bounding box embeddings [38], the target structure for each task is simple: take the image and text prompt as input and give the task-specific answer and corresponding explanation as natural language output. Similar to the approach of the NLX-GPT authors [38], the same decoder module generates both the tasks’ answers as well as the corresponding explanations. We refrain from utilizing a special separation token to distinguish answer and explanation but instead choose to follow the approach in [38] by simply using the word “because” as a separator. Our approach reduces the task of designing task-specific modules to that of formulating appropriate prompts, following current trends in prompt engineering (c.f. [24]). In the following, we describe our task-specific prompt preparation steps.

**VQA-X.** This task requires no further reformulation of the prompt due to its simplicity, but we diverge from the original OFA authors’ approach for VQA [2] by not constraining the output vocabulary and also not employing any complex decoding strategies, such as beam search, during inference. These choices increase inference speed and, from our preliminary testing, do not result in a notable difference in accuracy. We use this approach for all of our experiments.

**e-SNLI-VE.** For training on e-SNLI-VE [17], we follow the OFA authors’ way of prompting tasks: The tasks’ descriptions are changed to “Does the image describe ‘[hypothesis]’”. This reformulation also necessarily changes the

The downstream tasks are visual grounding, grounded captioning, image captioning, image-text matching, visual question answering, image infilling, object detection, and text infilling.

Table 1. Dataset statistics for VQA-X, e-SNLI-VE, VCR, and e-ViL-combined.

| Dataset        | # Train | # Validation | # Test |
|----------------|---------|--------------|--------|
| VQA-X          | 29.5k   | 1.5k         | 2.0k   |
| e-SNLI-VE      | 401.7k  | 14.3k        | 14.7k  |
| VCR            | 212.9k  | 26.5k        | 25.2k  |
| e-ViL-combined | 644.1k  | 42.3k        | 41.9k  |

set of possible task answers from *entailment*, *neutral*, and *contradiction* to *yes*, *maybe*, and *no*, respectively.

**VCR.** Past works have taken different approaches to the VCR [47] task. NLX-GPT [38] and VL-BART [29] omit the multiple choice aspect of the task and use the BERTScore as a proxy to decide if an answer is correct. e-UG [17] considers question-answer pairs individually and selects the final answer as the most likely pair. We choose to supply the answer possibilities by prompting the model with the question followed by the four different answers since VCR is designed as a multiple-choice task in which the correct answer must be chosen from four different options. This constrains our set of possible answers to be *answer0* through *answer3*. Furthermore, the questions and answers contain references to specific people or objects in the image, denoted by bounding boxes or regions. As the OFA model has already learned the representation of bounding boxes in textual form through the visual grounding pre-training [43], we follow that notation for denoting bounding boxes (see qualitative examples in Appendix). Since VCR does not include ground-truth explanations for the test set, we follow the dataset split proposed by Kayser *et al.* [17].

### 3.3. A Unified Vision-Language Explanation Task

As a novel avenue for research in the field, we propose the multi-task VL-NLE dataset *e-ViL-combined*, in which we train the model on all three tasks (i.e., VQA-X, e-SNLI-VE, VCR) of the e-ViL benchmark [17] simultaneously. With the multi-tasking approach, we hope to (i) enable research on NLE explanations for diverse tasks, such as investigating the facilitation of explanation generation across tasks, and (ii) offer a more challenging problem in the light of increasing VL-NLE model performance. Table 1 shows the number of samples for each individual task and their respective fraction of the unified dataset. Since the datasets are very different in size, the tasks are represented in the resulting dataset in an unbalanced manner. However, as we evaluate the model performance on the *individual* tasks, each dataset equally contributes to the overall model assessment. To evaluate our approach in this setting, we train OFA on the training splits of e-ViL-combined, which we henceforth refer to as



OFA-X<sub>MT</sub> (“OFA-X multi-task”).

## 4. Experiments

### 4.1. Fine-Tuning OFA

We use the OFA authors’ pretrained model weights for our experiments, which are available in different sizes on the project’s GitHub page. The sizes we use for our experiments are: *base* (~180M parameters), *large* (~470M parameters), and *huge* (~900M parameters).

The model is fine-tuned on each task and studied for the effects of model size and pre-training tasks on both task accuracy and explanation quality. We optimize using a cross-entropy loss with 0.1 label smoothing and the Adam algorithm [18], employing a learning rate of  $5e^{-5}$  with 1000 steps of warm-up and polynomial decay over 30000 training steps. The image and text embedding layer weights are kept frozen. For VQA-X, VCR, e-SNLI-VE, and the unified task, we use effective batch sizes of 16, 64, 128, and 128, respectively. The training process of the “*large*” model variants takes approximately 24 hours on a single NVIDIA A100 GPU. Please refer to the attached training code within the supplementary material to find out about our exact hyperparameter settings.

### 4.2. Evaluation Metrics

VL-NLE models are evaluated with respect to three main aspects: First, the model’s prediction performance on the primary task. Second, the model’s explanation quality is measured by automatic metrics, which compare the generated explanations against the ground-truth explanations. Third, the evaluation of the model’s explanation generation performance by human participants as part of a user study.

**Task evaluation.** In the VQA-X dataset, there are usually multiple correct options per task, which each award a score between  $\frac{1}{3}$  and 1. The other two tasks e-SNLI-VE and VCR award a score of 1 for the single correct answer and 0 otherwise. Good performance on these scores is crucial, as it measures the model’s ability to correctly solve the task—a core requirement for a meaningful explanation. For our user study, we follow previous approaches [17, 29, 38] and only evaluate model explanations for which the task was answered correctly.

**Automatic evaluation.** Automatic explanation evaluation metrics are often used for inexpensive comparisons between models, e.g., for hyperparameter optimizations. This inexpensive evaluation comes at a cost: The metrics only compare semantic similarity between the prediction and ground-truth explanations and cannot take image information into

account or evaluate the correctness or sufficiency of the explanation. Their appropriateness for use with VL-NLE tasks is further discussed in [subsection 5.1](#). We use the BERTScore [48] as the primary automatic metric for explanation validation as Kayser *et al.* [17] find that it has the highest correlation to human judgment. More specifically, we follow [17] in using the `distilbert-base-uncased` model from the HuggingFace Datasets library [21], which is based on DistilBERT [39]. We follow common convention and evaluate the explanations using multiple natural language generation metrics, such as BLEU [30], METEOR [3], ROUGE-L [22], CIDEr [42], and SPICE [1], visible in the full results table in Appendix. Also, for all automatic metrics, we report the “*filtered*” scores, by only counting explanations for which the model’s corresponding answer was correct. For reference, we also provide and elaborate on the “*unfiltered*” and “*scaled*” model evaluations in Appendix.

**Human evaluation.** In addition to the automatic evaluation, we perform an extensive user study with *Amazon Mechanical Turk* (MTurk), following the framework proposed by Kayser *et al.* [17]: Participants are first asked to select the task answer, then to individually rate both the ground-truth and model explanation on the question: “*Does the explanation justify the answer?*”. The answer options are “*yes*”, “*weak yes*”, “*weak no*”, and “*no*” which are mapped from 1 to 0 for the rating. When survey participants rate an explanation with “*weak no*” or “*no*”, they are prompted to justify their decision. They can choose one or multiple of “*confusing sentence*”, “*insufficient justification*”, or “*incorrect description of image*”. By asking participants for the known and validated task answer, we can effectively exclude participants who do not properly understand the dataset task at hand in our statistical evaluation later on.

For every tested model, we select 300 random image/question combinations from the respective test set, which the trained model correctly solved. Every task is then completed by at least five different human annotators. In line with [17], we exclude all samples from the evaluation where the task was not answered correctly. To qualify for our user study, the annotators had to have a minimum 90% HIT acceptance rating and possess the MTurk master’s qualification. Because our evaluation is based on [17], it is also in line with those of competing approaches [29, 38]. In addition to the common model evaluation questions, we ask the participants which explanation they prefer or whether their quality is perceived as equal.

---

Different from the proposed framework by Kayser *et al.* [17] we do not perform browser checks on the validity of the given answers by our participants: Kayser *et al.* required at least 80% of the task answers to be correct for an MTurk worker assignment to be submit-able. We argue that by not hinting participants at the correct answers, our evaluation ensures that only those explanations are counted, for which the task was understood correctly by the human annotator.

---

<https://github.com/ofa-sys/ofa>

Table 2. Explanation and task scores for VQA-X, e-SNLI-VE, and VCR. Presented metrics are Meteor (M), BERTScore (BS), human evaluation (Human), and task accuracy (Acc.). We also provide the ground-truth explanation scores from our human evaluation.

|                     | VQA-X       |             |             |             | e-SNLI-VE   |             |             |             | VCR         |             |             |             |
|---------------------|-------------|-------------|-------------|-------------|-------------|-------------|-------------|-------------|-------------|-------------|-------------|-------------|
|                     | M           | BS          | Human       | Acc.        | M           | BS          | Human       | Acc.        | M           | BS          | Human       | Acc.        |
| Ground-truth        | -           | -           | 89.9        | -           | -           | -           | 85.0        | -           | -           | -           | 87.6        | -           |
| PJ-X [31]           | 19.7        | 84.6        | 65.4        | 76.4        | 14.7        | 79.1        | 59.6        | 69.2        | 20.5        | 78.4        | 52.7        | 39.0        |
| FME [45]            | 20.4        | 85.2        | 63.2        | 75.5        | 15.6        | 79.7        | 58.5        | 73.7        | 22.7        | 79.4        | 58.5        | 48.9        |
| e-UG [17]           | 22.1        | 87.0        | 71.5        | 80.5        | <b>19.6</b> | <b>81.7</b> | 68.9        | 79.5        | 22.5        | 79.0        | 65.1        | 69.8        |
| NLX-GPT [38]        | 23.1        | 86.9        | 83.2        | 83.0        | 18.8        | 80.8        | 67.4        | 73.91       | <b>26.4</b> | <b>80.3</b> | -           | -           |
| OFA-X               | <b>24.5</b> | <b>87.2</b> | <b>89.5</b> | 91.2        | 18.6        | 80.9        | <b>85.7</b> | <b>80.9</b> | 12.2        | 79.8        | 68.9        | <b>71.2</b> |
| OFA-X <sub>MT</sub> | 23.1        | 86.8        | 87.8        | <b>92.6</b> | 17.9        | 80.3        | 80.4        | 78.9        | 11.3        | 79.3        | <b>77.3</b> | 62.0        |

We use the *large* model variant (470M parameters) instead of the *huge* model (900M) parameters for our human evaluation to have a model size more comparable to other works. This stresses the point that our improved evaluation results are not primarily caused by an increase in model size. We use the BERTScore to select which model flavor to evaluate for a given task.

### 4.3. Baselines

For our evaluation, we select the state-of-the-art baselines from [38], which are PJ-X [31], FME [45], e-UG [17], and NLX-GPT [38]. We exclude VL-BART, VL-T5 [29], and RExC [26] from our analysis as they can currently not be verified due to missing source-code. We include their reported results in Appendix.

## 5. Results

To evaluate our approach, we first report task accuracy and human explanation ratings in accordance with previous works in the field. We present detailed results on the quality of explanations and compare them with the ground-truth explanations (qualitative examples in Appendix). To study the effect of different model sizes and pre-training tasks on model performance, we present an ablation study. Finally, we compare the individually trained models with the OFA-X<sub>MT</sub> model trained on the e-ViL-combined multi-tasking dataset (cf. [subsection 3.3](#)).

### 5.1. Task Accuracy and Explanation Rating

On each of the three tasks in the e-ViL benchmark [17], our approach significantly outperforms all publicly available baselines on both task accuracy and the average explanation quality rating by human annotators. [Table 2](#) shows the results of our best models on each task. Additionally, we present the results of the OFA-X<sub>MT</sub> model trained on the proposed

e-ViL-combined dataset in a separate row. We deliberately choose to include both the BERTScore and the METEOR score, since they were previously identified as the metrics with the highest correlation to human rating decisions [17]. Somewhat counterintuitive, considering the quality of our results in human ratings, our approach does not perform better on all automatic metrics and tasks. This reinforces the findings by Kayser *et al.* [17] that automatic metrics alone are not fully indicative of actual explanation quality.

The OFA-X<sub>MT</sub> model, trained on the e-ViL-combined task, performs similarly well when compared to the individually fine-tuned models. On the human evaluation of explanations on the VCR dataset, the unified model achieves significantly higher scores when comparing it to its single-task counterpart, thus demonstrating that training on a more diverse dataset can improve explanation quality. Moreover, the OFA-X<sub>MT</sub> also outperforms its VQA-X counterpart on task accuracy. These findings further illustrate the benefits of multi-task pre-training and the flexibility of the sequence-to-sequence learning approach for VL-NLE tasks. See the Appendix for a full comparison table using all common metrics.

### 5.2. Explanation Quality and Comparison to Ground-Truth

When comparing to the ground-truth annotations, we observe that our approach receives higher explanation ratings on the e-SNLI-VE dataset and only marginally worse ratings on VQA-X. While the comparison of human preference between ground-truth and OFA-X explanations, visible in [Table 3](#), shows a preference for the ground-truth explanations in 53.4% of the cases on VCR, participants on average preferred our explanation over the ground-truth on both the VQA-X and e-SNLI-VE datasets.

[Table 4](#) shows a comparison of explanation shortcomings of our results and other competing approaches for which this data is publicly available. Note that this is the average of all three tasks and the percentage of total explanations that were

Cf. <https://github.com/majumderb/rexc/issues/1>.

Table 3. Comparison of human preference between ground-truth (GT) explanation and OFA-X explanations.

|           | Prefer ours  | No preference | Prefer GT    |
|-----------|--------------|---------------|--------------|
| VQA-X     | <b>43.9%</b> | 25.0%         | 31.1%        |
| e-SNLI-VE | <b>41.1%</b> | 24.4%         | 34.0%        |
| VCR       | 26.4%        | 20.2%         | <b>53.4%</b> |

Table 4. Evaluation of explanation shortcomings. Numbers are in % of total rated samples.

|           | Untrue to Image | Lack of Justification | Non-sensical Sentence |
|-----------|-----------------|-----------------------|-----------------------|
| PJ-X [31] | 25.0%           | 26.4%                 | 8.9%                  |
| FME [45]  | 21.8%           | 23.1%                 | 13.7%                 |
| e-UG [17] | 15.9%           | 25.0%                 | 7.4%                  |
| OFA-X     | <b>10.8%</b>    | <b>17.3%</b>          | <b>3.4%</b>           |

marked with these shortcomings. Based on these metrics, we can deduce that significantly fewer of our explanations had common flaws than reported by other works. In addition, we find that confusing or nonsensical explanations are much less common with our approach.

### 5.3. Model Size and Pre-training Ablations

In this section, we study the effect of three different model sizes and pre-training methods on model performance: For each of the tasks, we evaluate multiple different methods; Table 5 summarizes our findings. In the pre-training column, *OFA* refers to the pretrained model checkpoint for the specific size release by Wang *et al.* [43]. As they also perform fine-tuning on multiple downstream tasks, including image captioning on MSCOCO captions [23] and visual entailment on SNLI-VE [46]. Sammani *et al.* [38] uses image captioning as a pre-training task for NLX-GPT. Due to the descriptive nature of the image captioning task, we agree that it is a suitable baseline for VL-NLE models. As a starting point for our training, we, therefore, experiment with using the checkpoint provided by Wang *et al.* [43] that is fine-tuned on the downstream image captioning task. We observe that, while this approach results in higher scores on the automatic metrics compared to the general *OFA* pre-training on the VQA-X dataset, it does not translate to the other tasks. We use the same approach, starting from the checkpoint fine-tuned on SNLI-VE, for e-SNLI-VE but find that while the task score is slightly higher, the explanation scores are equally reduced.

Across the board, we observe the *huge* model variants outperforming the other model sizes’ task performance: This is most notable on the VCR task with a 3.7% absolute increase in prediction accuracy. We hypothesize that the larger

model size aids in understanding the more complex task. In terms of automatic metrics, the *large* models consistently achieve a higher BERTScore than the corresponding *huge* model.

To test whether the task accuracy improvements of the *huge* models translate to improved explanation quality, we perform an additional human evaluation on the *huge* model trained on the VCR dataset, since our models perform worst on this task. We also observe the largest task score improvement between *large* and *huge* here as well. Our findings further support the argument that the BERTScore may indicate better explanations but can also be misleading. The *huge* model scores significantly higher than its *large* counterpart, with a human explanation rating of 77.8% compared 68.9%, indicating that the explanations of the other *huge* models may also be better. We leave this question open for future research since the scores for the *large* models are sufficiently high and also more comparable to the model sizes of previous works.

After fine-tuning *OFA-X<sub>MT</sub>* on the *e-ViL-combined* dataset, the model performs comparatively well regarding the BERTScore when compared to the models trained on the singular tasks; for VQA-X it even reaches a higher task accuracy. The only significant accuracy decrease is on the VCR task, where apparently more specialized training is required. We evaluate the quality of the explanations with another human evaluation visible in the last row of Table 2. We find that the quality of explanations is on par with or exceeding, in the case of VCR, the models trained only on one task. These findings support the claims by Wang *et al.* [43] that multi-task training is beneficial to a model’s reasoning abilities.

Finally, to assess whether the additional task of generating explanations effects task accuracy, we train an identical baseline model on each individual task that only outputs task answers. We observe the task accuracy to be comparable to the VL-NLE models on VQA-X and e-SNLI-VE. For VCR, generating explanations seems to aid the model during training, leading to a higher task score than the non-explanation baseline.

## 6. Discussion

Within our user study, our approach yields human explanation ratings that exceed or match the ground-truth annotation quality in two of the three evaluated datasets. Both *OFA-X* and the multi-tasking variant *OFA-X<sub>MT</sub>* outperform all publicly available baselines. These results are based on the *OFA* model, which is closely following the reference Transformer encoder-decoder architecture. This indicates that—for VL-NLE tasks—choosing the right pre-training strategy impacts model performance more strongly than architecture.

The achieved explanation ratings, which are above the

Table 5. Studies on the effect of model size and pre-training on model performance. “w/o expl” refers to models trained on just the main task, omitting explanation generation. We also present the scores for the model trained on *e-ViL-combined* for the individual datasets and the combined dataset. The models with the highest BERTScore (BS) are used for human evaluation.

| Test        | Train       | Size  | Pretrain. | BS          | Acc.        |
|-------------|-------------|-------|-----------|-------------|-------------|
| VQA-X       | VQA-X       | Base  | OFA       | 86.1        | 90.0        |
|             |             | Large | OFA       | 86.8        | 92.3        |
|             |             | Large | Caption   | <b>87.2</b> | 91.2        |
|             |             | Huge  | OFA       | 86.7        | 93.9        |
|             |             | Huge  | Caption   | 86.9        | <b>94.0</b> |
| (w/o expl.) | (w/o expl.) | Large | OFA       | -           | 93.1        |
| VQA-X       | e-ViL-comb. | Large | OFA       | 86.8        | 92.6        |
| e-SNLI-VE   | e-SNLI-VE   | Base  | OFA       | 80.6        | 77.6        |
|             |             | Large | OFA       | <b>80.9</b> | 80.9        |
|             |             | Large | Caption   | 80.9        | 81.0        |
|             |             | Large | SNLI-VE   | 80.3        | 81.5        |
|             |             | Huge  | OFA       | 80.8        | <b>82.1</b> |
| (w/o expl.) | (w/o expl.) | Large | OFA       | -           | 81.4        |
| e-SNLI-VE   | e-ViL-comb. | Large | OFA       | 80.4        | 78.9        |
| VCR         | VCR         | Base  | OFA       | 79.5        | 67.5        |
|             |             | Large | OFA       | <b>79.8</b> | 71.2        |
|             |             | Large | Caption   | 79.5        | 67.2        |
|             |             | Huge  | OFA       | 79.5        | <b>74.9</b> |
|             |             | Large | OFA       | -           | 70.3        |
| (w/o expl.) | (w/o expl.) | Large | OFA       | -           | 70.3        |
| VCR         | e-ViL-comb. | Large | OFA       | 79.3        | 62.0        |
| e-ViL-comb. | e-ViL-comb. | Large | OFA       | 82.2        | 77.8        |

ground-truth level, call attention to the need for new datasets with increased annotation quality, and, ultimately, new directions for VL-NLE research. With *e-ViL-combined*, we are proposing the diversification of VL-NLE datasets to multi-tasking scenarios and suggest further widening the scope of possible tasks. Unified sequence-to-sequence models such as OFA enable the possibility of explanation generation to a wide variety of tasks, even including so far disregarded tasks such as image generation or captioning. We believe that through multi-task learning, the generation of high-quality NLEs on individually challenging datasets can be facilitated, as illustrated by the improved results on the VCR dataset.

**Ethical concerns.** Current evaluation strategy of using human explanation ratings collected in the usual VL-NLE evaluations only assesses a particular aspect of the explanation quality, namely their *plausibility* or *persuasiveness* [15]. However, the favorable ratings of the explanations, and their preference above ground-truth annotations in many cases, call attention to the measurement of explanation *faithfulness*, referring to the degree to which a generated explanation truly represents the reasoning process of a model, as opposed to a pure rationalization that is not reflecting the process of the answer prediction. How to measure the faithfulness of an explanation is an actively discussed and challenging is-

sue [11, 15, 44]. For example, Wiegrefe *et al.* proposed two evaluation methods to assess necessary conditions that need to be fulfilled for faithful explanations [44]. However, they currently do not allow for a comparative analysis of different VL-NLE models and, therefore, provide no information about the degree of a particular model’s faithfulness. With the increasing persuasiveness of the generated explanations, ethical issues of deploying these models without knowledge about the explanation faithfulness become decidedly clear. Reinforcing statements from recent publications [26, Section 5], we argue that the development of faithfulness metrics should be prioritized by the community.

Finally, we would like to highlight ethical concerns with the current VL-NLE datasets: As the human annotations used to fine-tune our models contain several undesirable biases, such as racial and gender stereotypes, the model is also trained to reproduce some of these potentially harmful concepts. We highlight a few of these examples within our Appendix. Naturally, due to the descriptive way of formulation for VL-NLE tasks, image subjects are generally referred to by their external attributes. This superficial and incomplete representation of subjects quickly leads to the inclusion of common societal stereotypes by human annotators while creating the dataset. While the inappropriate representation of external human attributes like gender and/or ethnicity can be harmful to affected individuals, we do not regard this possibility as a reason to hold back on the publication of our research. Instead, to make the research community aware of this issue, we choose to transparently communicate it. For the creation of widely employable AI, discrimination that could result from improper or incautious model use must be effectively prevented: We see a clear need for more efforts to reduce the potentially harmful bias in such datasets, by introducing dedicated quality assurance measures (cf. [28, 40]).

## 7. Conclusion

We leverage the diverse multi-task pre-training of the OFA model to fine-tune it on three common VL-NLE tasks and achieve state-of-the-art results on each. As the presented approach is generally preferred over the ground-truth explanations in two of three evaluated datasets, we notice the need for improved and extended VL-NLE datasets. As an immediate solution, we propose *e-ViL-combined*, a multi-task dataset for VL-NLE models. We showed that training the OFA model jointly on this diverse dataset can improve explanation quality in the case of the VCR dataset. We argue that diverse multi-task training—in contrast to architectural modifications—is key to achieving higher-quality NLEs. Finally, we emphasize two important open issues in VL-NLE research: (i) The development of comparative NLE faithfulness metrics, and (ii) undesired biases in current VL-NLE datasets.



**Acknowledgements.** The authors gratefully acknowledge support from the Federal Ministry of Education and Research (BMBF), the Free and Hanseatic City of Hamburg under the Excellence Strategy of the Federal Government and the Länder, and the German Research Foundation DFG for the projects CML TRR169, MoReSpace and LeCareBot.

## References

- [1] Peter Anderson, Basura Fernando, Mark Johnson, and Stephen Gould. Spice: Semantic propositional image caption evaluation. In *ECCV*, 2016. [5](#)
- [2] Stanislaw Antol, Aishwarya Agrawal, Jiasen Lu, Margaret Mitchell, Dhruv Batra, C. Lawrence Zitnick, and Devi Parikh. VQA: Visual Question Answering. In *Proceedings of the IEEE International Conference on Computer Vision*, pages 2425–2433, 2015. [4](#), [12](#), [14](#)
- [3] Satantjeet Banerjee and Alon Lavie. Meteor: An automatic metric for mt evaluation with improved correlation with human judgments. In *IEEevaluation@ACL*, 2005. [5](#)
- [4] Tom Brown, Benjamin Mann, Nick Ryder, Melanie Subbiah, Jared D Kaplan, Prafulla Dhariwal, Arvind Neelakantan, Pranav Shyam, Girish Sastry, Amanda Askell, Sandhini Agarwal, Ariel Herbert-Voss, Gretchen Krueger, Tom Henighan, Rewon Child, Aditya Ramesh, Daniel Ziegler, Jeffrey Wu, Clemens Winter, Chris Hesse, Mark Chen, Eric Sigler, Mateusz Litwin, Scott Gray, Benjamin Chess, Jack Clark, Christopher Berner, Sam McCandlish, Alec Radford, Ilya Sutskever, and Dario Amodei. Language models are few-shot learners. In H. Larochelle, M. Ranzato, R. Hadsell, M.F. Balcan, and H. Lin, editors, *Advances in Neural Information Processing Systems*, volume 33, pages 1877–1901. Curran Associates, Inc., 2020. [3](#)
- [5] Oana-Maria Camburu, Tim Rocktäschel, Thomas Lukasiewicz, and Phil Blunsom. E-SNLI: Natural Language Inference with Natural Language Explanations. In *Advances in Neural Information Processing Systems*, volume 31. Curran Associates, Inc., 2018. [1](#), [2](#), [12](#)
- [6] Rich Caruana. Multitask Learning. *Machine Learning*, 28(1):41–75, July 1997. [3](#)
- [7] Yen-Chun Chen, Linjie Li, Licheng Yu, Ahmed El Kholy, Faisal Ahmed, Zhe Gan, Yu Cheng, and Jingjing Liu. Uniter: Universal image-text representation learning. In *European conference on computer vision*, pages 104–120. Springer, 2020. [3](#)
- [8] Jaemin Cho, Jie Lei, Hao Tan, and Mohit Bansal. Unifying Vision-and-Language Tasks via Text Generation. In *Proceedings of the 38th International Conference on Machine Learning*, pages 1931–1942. PMLR, July 2021. [1](#)
- [9] Kyunghyun Cho, Bart van Merriënboer, Çağlar Gülçehre, Dzmitry Bahdanau, Fethi Bougares, Holger Schwenk, and Yoshua Bengio. Learning phrase representations using RNN encoder-decoder for statistical machine translation. In Alessandro Moschitti, Bo Pang, and Walter Daelemans, editors, *Proceedings of the 2014 Conference on Empirical Methods in Natural Language Processing, EMNLP 2014, October 25-29, 2014, Doha, Qatar, A meeting of SIGDAT, a Special Interest Group of the ACL*, pages 1724–1734. ACL, 2014. [3](#)
- [10] Jacob Devlin, Ming-Wei Chang, Kenton Lee, and Kristina Toutanova. BERT: Pre-training of deep bidirectional transformers for language understanding. In *Proceedings of the 2019 Conference of the North American Chapter of the Association for Computational Linguistics: Human Language Technologies, Volume 1 (Long and Short Papers)*, pages 4171–4186, Minneapolis, Minnesota, June 2019. Association for Computational Linguistics. [3](#)
- [11] Jay DeYoung, Sarthak Jain, Nazneen Fatema Rajani, Eric Lehman, Caiming Xiong, Richard Socher, and Byron C. Wallace. ERASER: A Benchmark to Evaluate Rationalized NLP Models. In *Proceedings of the 58th Annual Meeting of the Association for Computational Linguistics*, pages 4443–4458, Online, 2020. Association for Computational Linguistics. [8](#)
- [12] Yash Goyal, Tejas Khot, Douglas Summers-Stay, Dhruv Batra, and Devi Parikh. Making the v in VQA Matter: Elevating the Role of Image Understanding in Visual Question Answering. In *Proceedings of the IEEE Conference on Computer Vision and Pattern Recognition*, pages 6904–6913, 2017. [2](#), [12](#)
- [13] Kaiming He, Xiangyu Zhang, Shaoqing Ren, and Jian Sun. Deep residual learning for image recognition. In *2016 IEEE Conference on Computer Vision and Pattern Recognition (CVPR)*, pages 770–778, 2016. [3](#)
- [14] Ronghang Hu and Amanpreet Singh. UniT: Multimodal Multitask Learning With a Unified Transformer. In *Proceedings of the IEEE/CVF International Conference on Computer Vision*, pages 1439–1449, 2021. [3](#)
- [15] Alon Jacovi and Yoav Goldberg. Towards Faithfully Interpretable NLP Systems: How Should We Define and Evaluate Faithfulness? In *Proceedings of the 58th Annual Meeting of the Association for Computational Linguistics*, pages 4198–4205, Online, July 2020. Association for Computational Linguistics. [8](#)
- [16] Lukasz Kaiser, Aidan N. Gomez, Noam Shazeer, Ashish Vaswani, Niki Parmar, Llion Jones, and Jakob Uszkoreit. One Model To Learn Them All. *arXiv preprint arXiv:1706.05137*, June 2017. [3](#)
- [17] Maxime Kayser, Oana-Maria Camburu, Leonard Salewski, Cornelius Emde, Virginie Do, Zeynep Akata, and Thomas Lukasiewicz. E-ViL: A Dataset and Benchmark for Natural Language Explanations in Vision-Language Tasks. In *Proceedings of the IEEE/CVF International Conference on Computer Vision*, pages 1244–1254, 2021. [1](#), [2](#), [3](#), [4](#), [5](#), [6](#), [7](#), [15](#), [20](#), [21](#)
- [18] Diederik P. Kingma and Jimmy Ba. Adam: A Method for Stochastic Optimization. *arXiv preprint arXiv:1412.6980*, Jan. 2017. [5](#)
- [19] Jae Hee Lee, Matthias Kerzel, Kyra Ahrens, Cornelius Weber, and Stefan Wermter. What is right for me is not yet right for you: A dataset for grounding relative directions via multi-task learning. In Lud De Raedt, editor, *Proceedings of the Thirty-First International Joint Conference on Artificial Intelligence, IJCAI-22*, pages 1039–1045. International Joint Conferences on Artificial Intelligence Organization, July 2022. [3](#)
- [20] Mike Lewis, Yinhan Liu, Naman Goyal, Marjan Ghazvininejad, Abdelrahman Mohamed, Omer Levy, Veselin Stoy-

- anov, and Luke Zettlemoyer. BART: Denoising Sequence-to-Sequence Pre-training for Natural Language Generation, Translation, and Comprehension. In *Proceedings of the 58th Annual Meeting of the Association for Computational Linguistics*, pages 7871–7880, Online, July 2020. Association for Computational Linguistics. [3](#)
- [21] Quentin Lhoest, Albert Villanova del Moral, Yacine Jernite, Abhishek Thakur, Patrick von Platen, Suraj Patil, Julien Chaumond, Mariama Drame, Julien Plu, Lewis Tunstall, Joe Davison, Mario Šaško, Gunjan Chhablani, Bhavitvya Malik, Simon Brandeis, Teven Le Scao, Victor Sanh, Canwen Xu, Nicolas Patry, Angelina McMillan-Major, Philipp Schmid, Sylvain Gugger, Clément Delangue, Théo Matuysi  re, Lysandre Debut, Stas Bekman, Pi  ric Cistac, Thibault Goehringer, Victor Mustar, Fran  ois Lagunas, Alexander M. Rush, and Thomas Wolf. Datasets: A community library for natural language processing, 2021. [5](#)
- [22] Chin-Yew Lin. Rouge: A package for automatic evaluation of summaries. In *ACL 2004*, 2004. [5](#)
- [23] Tsung-Yi Lin, Michael Maire, Serge Belongie, James Hays, Pietro Perona, Deva Ramanan, Piotr Doll  r, and C. Lawrence Zitnick. Microsoft COCO: Common Objects in Context. In David Fleet, Tomas Pajdla, Bernt Schiele, and Tinne Tuytelaars, editors, *Computer Vision – ECCV 2014*, Lecture Notes in Computer Science, pages 740–755, Cham, 2014. Springer International Publishing. [2](#), [7](#)
- [24] Pengfei Liu, Weizhe Yuan, Jinlan Fu, Zhengbao Jiang, Hiroaki Hayashi, and Graham Neubig. Pre-train, prompt, and predict: A systematic survey of prompting methods in natural language processing. *ACM Comput. Surv.*, sep 2022. Just Accepted. [4](#)
- [25] Jiasen Lu, Vedanuj Goswami, Marcus Rohrbach, Devi Parikh, and Stefan Lee. 12-in-1: Multi-Task Vision and Language Representation Learning. In *Proceedings of the IEEE/CVF Conference on Computer Vision and Pattern Recognition*, pages 10437–10446, 2020. [3](#)
- [26] Bodhisattwa Prasad Majumder, Oana Camburu, Thomas Lukasiewicz, and Julian McAuley. Knowledge-Grounded Self-Rationalization via Extractive and Natural Language Explanations. In *Proceedings of the 39th International Conference on Machine Learning*, pages 14786–14801. PMLR, June 2022. [1](#), [3](#), [6](#), [8](#), [12](#), [20](#)
- [27] Ana Marasovi  , Chandra Bhagavatula, Jae sung Park, Ronan Le Bras, Noah A. Smith, and Yejin Choi. Natural Language Rationales with Full-Stack Visual Reasoning: From Pixels to Semantic Frames to Commonsense Graphs. In *Findings of the Association for Computational Linguistics: EMNLP 2020*, pages 2810–2829, Online, Nov. 2020. Association for Computational Linguistics. [3](#), [4](#)
- [28] Ninareh Mehrabi, Fred Morstatter, Nripsuta Saxena, Kristina Lerman, and Aram Galstyan. A Survey on Bias and Fairness in Machine Learning. *ACM Computing Surveys*, 54(6):115:1–115:35, July 2021. [8](#)
- [29] Shruti Palaskar, Akshita Bhagia, Yonatan Bisk, Florian Metz  , Alan W. Black, and Ana Marasovi  . On Advances in Text Generation from Images Beyond Captioning: A Case Study in Self-Rationalization. *arXiv preprint arXiv:2205.11686*, Oct. 2022. [1](#), [3](#), [4](#), [5](#), [6](#), [12](#), [20](#)
- [30] Kishore Papineni, Salim Roukos, Todd Ward, and Wei-Jing Zhu. Bleu: A method for automatic evaluation of machine translation. In *Proceedings of the 40th Annual Meeting on Association for Computational Linguistics*, ACL ’02, pages 311–318, USA, 2002. Association for Computational Linguistics. [5](#)
- [31] Dong Huk Park, Lisa Anne Hendricks, Zeynep Akata, Anna Rohrbach, Bernt Schiele, Trevor Darrell, and Marcus Rohrbach. Multimodal Explanations: Justifying Decisions and Pointing to the Evidence. In *Proceedings of the IEEE Conference on Computer Vision and Pattern Recognition*, pages 8779–8788, 2018. [1](#), [2](#), [4](#), [6](#), [7](#), [20](#)
- [32] Jae Sung Park, Chandra Bhagavatula, Roozbeh Mottaghi, Ali Farhadi, and Yejin Choi. VisualCOMET: Reasoning About the Dynamic Context of a Still Image. In Andrea Vedaldi, Horst Bischof, Thomas Brox, and Jan-Michael Frahm, editors, *Computer Vision – ECCV 2020*, Lecture Notes in Computer Science, pages 508–524, Cham, 2020. Springer International Publishing. [3](#)
- [33] Subhojeet Pramanik, Priyanka Agrawal, and Aman Hussain. OmniNet: A unified architecture for multi-modal multi-task learning. *arXiv preprint arXiv:1907.07804*, July 2020. [3](#)
- [34] Colin Raffel, Noam Shazeer, Adam Roberts, Katherine Lee, Sharan Narang, Michael Matena, Yanqi Zhou, Wei Li, and Peter J. Liu. Exploring the Limits of Transfer Learning with a Unified Text-to-Text Transformer. *Journal of Machine Learning Research*, 21(140):1–67, 2020. [3](#)
- [35] Scott Reed, Konrad Zolna, Emilio Parisotto, Sergio Gomez Colmenarejo, Alexander Novikov, Gabriel Barth-Maron, Mai Gimenez, Yury Sulsky, Jackie Kay, Jost Tobias Springenberg, Tom Eccles, Jake Bruce, Ali Razavi, Ashley Edwards, Nicolas Heess, Yutian Chen, Raia Hadsell, Oriol Vinyals, Mahyar Bordbar, and Nando de Freitas. A Generalist Agent. *arXiv preprint arXiv:2205.06175*, May 2022. [1](#), [3](#)
- [36] Shaoqing Ren, Kaiming He, Ross Girshick, and Jian Sun. Faster R-CNN: Towards Real-Time Object Detection with Region Proposal Networks. In C. Cortes, N. D. Lawrence, D. D. Lee, M. Sugiyama, and R. Garnett, editors, *Advances in Neural Information Processing Systems 28*, pages 91–99. Curran Associates, Inc., 2015. [3](#)
- [37] Anna Rohrbach, Atousa Torabi, Marcus Rohrbach, Niket Tandon, Christopher Pal, Hugo Larochelle, Aaron Courville, and Bernt Schiele. Movie Description. *International Journal of Computer Vision*, 123(1):94–120, May 2017. [12](#)
- [38] Fawaz Sammani, Tanmoy Mukherjee, and Nikos Deligianis. NLX-GPT: A Model for Natural Language Explanations in Vision and Vision-Language Tasks. In *Proceedings of the IEEE/CVF Conference on Computer Vision and Pattern Recognition*, pages 8322–8332, 2022. [1](#), [3](#), [4](#), [5](#), [6](#), [7](#), [12](#), [20](#)
- [39] Victor Sanh, Lysandre Debut, Julien Chaumond, and Thomas Wolf. DistilBERT, a distilled version of BERT: Smaller, faster, cheaper and lighter. *arXiv preprint arXiv:1910.01108*, Feb. 2020. [3](#), [5](#)
- [40] Reva Schwartz, Apostol Vassilev, Kristen Greene, Lori Perine, Andrew Burt, and Patrick Hall. Towards a Standard for Identifying and Managing Bias in Artificial Intelligence. Technical report, National Institute of Standards and Technology, Mar. 2022. [8](#)

- [41] Ashish Vaswani, Noam Shazeer, Niki Parmar, Jakob Uszkoreit, Llion Jones, Aidan N Gomez, Łukasz Kaiser, and Illia Polosukhin. Attention is all you need. In *Advances in Neural Information Processing Systems*, volume 30. Curran Associates, Inc., 2017. 3
- [42] Ramakrishna Vedantam, C. Lawrence Zitnick, and Devi Parikh. Cider: Consensus-based image description evaluation. *2015 IEEE Conference on Computer Vision and Pattern Recognition (CVPR)*, pages 4566–4575, 2015. 5
- [43] Peng Wang, An Yang, Rui Men, Junyang Lin, Shuai Bai, Zhikang Li, Jianxin Ma, Chang Zhou, Jingren Zhou, and Hongxia Yang. OFA: Unifying Architectures, Tasks, and Modalities Through a Simple Sequence-to-Sequence Learning Framework. In *Proceedings of the 39th International Conference on Machine Learning*, pages 23318–23340. PMLR, June 2022. 1, 2, 3, 4, 7, 12
- [44] Sarah Wiegreffe, Ana Marasović, and Noah A. Smith. Measuring Association Between Labels and Free-Text Rationales. In *Proceedings of the 2021 Conference on Empirical Methods in Natural Language Processing*, pages 10266–10284, Online and Punta Cana, Dominican Republic, 2021. Association for Computational Linguistics. 8
- [45] Jialin Wu and Raymond Mooney. Faithful Multimodal Explanation for Visual Question Answering. In *Proceedings of the 2019 ACL Workshop BlackboxNLP: Analyzing and Interpreting Neural Networks for NLP*, pages 103–112, Florence, Italy, 2019. Association for Computational Linguistics. 6, 7, 20
- [46] Ning Xie, Farley Lai, Derek Doran, and Asim Kadav. Visual Entailment: A Novel Task for Fine-Grained Image Understanding, Jan. 2019. 2, 7, 12
- [47] Rowan Zellers, Yonatan Bisk, Ali Farhadi, and Yejin Choi. From Recognition to Cognition: Visual Commonsense Reasoning, Mar. 2019. 2, 4, 12, 16
- [48] Tianyi Zhang\*, Varsha Kishore\*, Felix Wu\*, Kilian Q. Weinberger, and Yoav Artzi. BERTScore: Evaluating text generation with BERT. In *International Conference on Learning Representations*, 2020. 5
- [49] Xizhou Zhu, Jinguo Zhu, Hao Li, Xiaoshi Wu, Hongsheng Li, Xiaohua Wang, and Jifeng Dai. Uni-Perceiver: Pre-training Unified Architecture for Generic Perception for Zero-shot and Few-shot Tasks. In *2022 IEEE/CVF Conference on Computer Vision and Pattern Recognition (CVPR)*, pages 16783–16794, New Orleans, LA, USA, June 2022. IEEE. 3

## A. Appendix

### A.1. VCR Bounding Box Notation

As part of the pre-training procedure [43], the OFA model is trained on recognizing a textual notation for bounding boxes. To this end, the input images are quantized into 1000 bins in the X and Y dimension. The top-left and bottom-right corners of the bounding box are then encoded into special text tokens representing the individual coordinates. For the VCR task, we concatenate the bounding box notation of a person to their respective text token. This approach avoids the need to design separate and specific bounding box input features, as for example required by NLX-GPT [38]. To ensure that we do not artificially inflate the scores on the automated metrics, we remove these bounding boxes from our generated explanations and the corresponding ground-truth explanations before evaluation. An example of the notation used is illustrated in Figure 2.

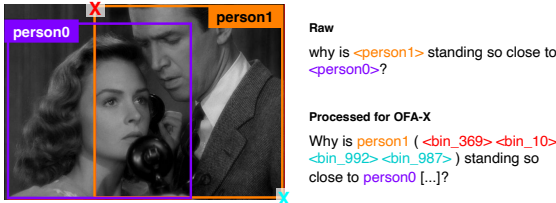


Figure 2. Example of how bounding boxes within questions from the VCR dataset [47] are passed to the OFA-X model.

### A.2. Qualitative examples

We provide some qualitative examples that are correctly solved by the model. They are not hand-picked but are chosen from the first examples from the user study for each task, so that they show a realistic picture of the model’s performance. Images are cropped to fit into the grid layout. See Figure 3, Figure 4, and Figure 5.

### A.3. OFA-X vs NLX-GPT

We qualitatively compare OFA-X against the best-performing baseline NLX-GPT on the first 27 examples of the VQA-X dataset (see Table 6, Table 7, and Table 8). To this end, we use results from the same OFA-X model that is used for human evaluation (i.e., OFA-X *large* pretrained on the MSCOCO caption dataset) and the results from NLX-GPT provided by the authors on their GitHub page. We observe that OFA-X generates overall more correct answers (examples #1, #2, #4, #5, #7, #11, #13), better handles the perspective of objects (examples #1 and #13), gives more plausible and concrete explanations (examples #0, #9, #12, #14, #16, #17, #21, #22). On the other hand, NLX-GPT is

<https://github.com/fawazsammani/nlxgpt>

inferior in all the mentioned aspects and its explanations are even contradictory (examples #7, #11, #19).

### A.4. Detailed results

In Table 9, we present detailed results of OFA-X and OFA-X<sub>MT</sub> on automatic explanation metrics employed by previous results. We compare our results with previous works, including those reported by Paleskar *et al.* [29] and Majumder *et al.* [26], where public source code is currently not available to verify the scores reported.

### A.5. Filtered, Unfiltered and Scaled Explanation Metrics

Previous works have presented the automatic explanation metric results of their VL-NLE models in different ways. For example, Sammani *et al.* [38] note that some works evaluated explanation metrics only if the corresponding task was correctly answered (*filtered*), while others evaluated all explanations (*unfiltered*). As a third method, the automatic explanation metrics are *scaled* by the task score, e.g. 1.0 for a correct answer or 0 for an incorrect answer. The scaled method was described for example by Paleskar *et al.* [29]. However, their presented results—to the best of our knowledge—correspond to the filtered method. To compare the effect on the metrics when using these different approaches, we present *filtered*, *unfiltered* and *scaled* automatic explanation metrics results in Table 10.

### A.6. OFA-X Pre-training

As OFA-X is based on the pretrained OFA, it also shares OFA’s pre-training dataset, where OFA avoids data leakage by excluding from the training set the images that appear in the validation and test sets of the downstream tasks (cf. [43, Appendix A.1]). In the following we describe why OFA-X is free from leakage of its downstream test datasets.

- VQA-X is based on the VQA and VQA v2.0 datasets [2, 12], where VQA v2.0 is an extension of the VQA dataset with additional complementary images to balance the VQA dataset. As VQA v2.0 is used for fine-tuning OFA, OFA-X is not pretrained on VQA v2.0, and accordingly, there is no leakage of VQA-X.
- eSNLI-VE is an integration of the explanations from e-SNLI [5] with the image-sentence pairs from SNLI-VE [46]. Since OFA is fine-tuned on SNLI-VE, there is no leakage of eSNLI-VE.
- VCR is based on images from Large Scale Movie Description Challenge (they are from Blu-ray movies) [37] and images on YouTube videos [47]. OFA, and thus OFA-X, is not pretrained on these datasets.

The datasets for OFA pre-training can be found here: <https://github.com/OFA-Sys/OFA/blob/main/datasets.md>



## A.7. Dataset Biases and Ethical Concerns

We present three examples selected from the e-SNLI-VE dataset’s validation split that we consider to be ethically problematic due to containing undesired biases in [Figure 6](#). The examples are selected as illustrative instances for ethically concerning data introduced with crowd-sourced vision-language datasets in general.

In example (1), the label “entailment” for the statement “The man with the helmet is driving the car” implies that the rally driver is male, although the gender of the driver is not identifiable in the image. In our opinion, this example reflects the societal bias of expecting rally drivers to be male and should be correctly labeled as “neutral” with a ground-truth explanation similar to “The gender of the driver is not clearly identifiable in the image”. In general, similar issues could be avoided by using gender-neutral language where appropriate, which could be implemented in a manual post-processing and moderation step. Example (2) contains a ground-truth explanation that can be considered misogynistic (“she does not appear to be strong enough for the job”). In the third example (3), the explanation “A woman cannot be both Asian and blonde” represents the wrong belief that Asian women cannot have blonde hair, which is an objectively wrong and arguably racist statement. We further note that on the e-SNLI-VE dataset, people of East Asian ethnicity tend to be labeled as “Asian”.

Crowd-sourcing datasets inject undesired societal biases and prejudices. Researchers should be aware that models trained on such data reflect these attitudes and can reinforce them when deployed. As a possible remedy, we suggest the implementation of content moderation measures as a post-processing step.

## VQA-X



Figure 3. Qualitative comparison of OFA-X’s outputs and ground-truths for the VQA-X dataset [2]. Also includes preference and explanation ratings from the human evaluation.

## e-SNLI-VE



**Prompt** Does the image describe "She is wearing jewelry."?

**OFA-X Output** entailment because a pearl necklace is a type of jewelry

**Ground Truth** entailment because when a girl is decked out with jewelry, she is wearing the jewelry

**Preference** OFA-X: 80%, GT: 0%, None: 0%

**Expl. Score** OFA-X: 1.00, GT: 0.87



**Prompt** Does the image describe "Two men are lying in bunk beds sleeping."?

**OFA-X Output** contradiction because the men cannot be doing a handstand and lying in bunk beds simultaneously

**Ground Truth** contradiction because upside down is different than sleeping

**Preference** OFA-X: 75%, GT: 25%, None: 0%

**Expl. Score** OFA-X: 1.00, GT: 0.83



**Prompt** Does the image describe "Two puppies drowned in a stream."?

**OFA-X Output** contradiction because the dogs cannot be walking and drowned at the same time

**Ground Truth** contradiction because a dog and puppies are not the same

**Preference** OFA-X: 100%, GT: 0%, None: 0%

**Expl. Score** OFA-X: 1.00, GT: 0.33



**Prompt** Does the image describe "People are having fun together."?

**OFA-X Output** entailment because the people are having fun because they are performing a routine

**Ground Truth** entailment because there are three girls having fun together

**Preference** OFA-X: 60%, GT: 40%, None: 0%

**Expl. Score** OFA-X: 0.93, GT: 0.80




**Prompt** Does the image describe "Someone is sweeping"?

**OFA-X Output** entailment because a person is someone

**Ground Truth** entailment because a shopkeeper is someone

**Preference** OFA-X: 20%, GT: 40%, None: 40%

**Expl. Score** OFA-X: 0.80, GT: 0.80



**Prompt** Does the image describe "The man tried to get the dog to play catch."?

**OFA-X Output** neutral because the man could have been playing with the dog instead of trying to get it to play catch

**Ground Truth** neutral because the man is trying to get a stick away from the dog, it is unknown whether or not he is playing catch

**Preference** OFA-X: 0%, GT: 33%, None: 67%

**Expl. Score** OFA-X: 1.00, GT: 1.00



**Prompt** Does the image describe "There is a baby wearing a hat."?

**OFA-X Output** entailment because a baby wearing a hat is part of the overall description of the baby in a stroller

**Ground Truth** entailment because just because a baby is wearing a red beanie it does not mean the baby is wearing a hat

**Preference** OFA-X: 80%, GT: 0%, None: 0%

**Expl. Score** OFA-X: 0.93, GT: 0.40



**Prompt** Does the image describe "There is snow in the picture."?

**OFA-X Output** entailment because a dog is running in the snow

**Ground Truth** entailment because if a dog is in the snow then there is snow

**Preference** OFA-X: 75%, GT: 0%, None: 25%

**Expl. Score** OFA-X: 1.00, GT: 1.00



**Prompt** Does the image describe "A man in stilts sits on a park bench with a woman."?

**OFA-X Output** contradiction because the man cannot be walking and sitting at the same time

**Ground Truth** contradiction because the man cannot be on stilts walking behind a woman and sitting on a park bench simultaneously

**Preference** OFA-X: 0%, GT: 67%, None: 33%

**Expl. Score** OFA-X: 1.00, GT: 1.00

Figure 4. Qualitative comparison of OFA-X's outputs and ground-truths for the e-SNLI-VE dataset [17]. Also includes preference and explanation ratings from the human evaluation.



## VCR



**Prompt** What is person20 doing?  
 answer0: He is waiting for person20 to leave so he can take his phone call.  
 answer1: person20 is discussing his transition into becoming transgender with person3 and person17.  
 answer2: He is a waiter and going to serve the table.  
 answer3: He is trying to sell a vase to person8 and person10.

**OFA-X Output** answer2 because he is wearing a white shirt and apron and is walking towards the table

**Ground Truth** answer2 because he is in a uniform and heading to a table

**Preference** OFA-X: 60%, GT: 20%, None: 20%

**Expl. Score** OFA-X: 1.00, GT: 1.00



**Prompt** What does person0 want to do?  
 answer0: person1 is hoping to start eating.  
 answer1: They want to listen to some music.  
 answer2: person0 wants to have a drink with person1.  
 answer3: person0 wants to go to bathroom.

**OFA-X Output** answer1 because they are reaching for a bottle of pills

**Ground Truth** answer1 because they are touching a stereo

**Preference** OFA-X: 0%, GT: 80%, None: 20%

**Expl. Score** OFA-X: 0.20, GT: 1.00



**Prompt** What does person1 do for work?  
 answer0: He is the foreman of the job site.  
 answer1: He is a chef.  
 answer2: He makes a living as a soldier.  
 answer3: He is a chauffeur.

**OFA-X Output** answer2 because he is wearing a military uniform

**Ground Truth** answer2 because he has a gun on his back and bullets strapped to his vest

**Preference** OFA-X: 20%, GT: 60%, None: 20%

**Expl. Score** OFA-X: 0.87, GT: 0.87




**Prompt** Did person3 come outside in a hurry?  
 answer0: No, person4 is outside.  
 answer1: Yes person3 ran outside in a hurry.  
 answer2: No, they hurried to the hospital.  
 answer3: No person0 did not invite person3 inside.

**OFA-X Output** answer1 because person3 is running away from a large open door

**Ground Truth** answer1 because everyone behind person3 is dressed for cold weather, person3 is not

**Preference** OFA-X: 100%, GT: 0%, None: 0%

**Expl. Score** OFA-X: 0.80, GT: 0.60



**Prompt** What could person3 be doing to make person1 and others angry?  
 answer0: person2 is handling ropes.  
 answer1: person3 is trying to get the group to take some type of action.  
 answer2: person1 may be doing nothing other than being in a racist bar.  
 answer3: person4 is driving erratically.

**OFA-X Output** answer2 because person1 is wearing a very different style of clothing than the others and is standing behind a bar

**Ground Truth** answer2 because person1 is the only black person in the bar and others seem upset which could indicate some racial animus

**Preference** OFA-X: 0%, GT: 0%, None: 100%

**Expl. Score** OFA-X: 1.00, GT: 1.00



**Prompt** Where person0 one walking to?  
 answer0: He is walking into the supermarket.  
 answer1: He is headed home to his apartment.  
 answer2: He is going to work.  
 answer3: He was walking to person0.

**OFA-X Output** answer1 because he is wearing a backpack and walking down the stairs towards the front door

**Ground Truth** answer1 because he is walking toward an apartment door

**Preference** OFA-X: 33%, GT: 67%, None: 0%

**Expl. Score** OFA-X: 0.44, GT: 1.00

Figure 5. Qualitative comparison of OFA-X’s outputs and ground-truths for the VCR dataset [47]. Due to space constraints, the bounding box information within the prompts has been removed: The `personN` tokens have to be exchanged for the notation as described in Figure 2. The visual bounding boxes are not part of the prompt—they were added as a visual cue for the human evaluators. Also includes preference and explanation ratings from the human evaluation.



Table 6. We evaluate OFA-X and NLX-GPT on the first 27 examples from the VQA-X dataset.










| # | Image   | Question                                  | OFA-X  | NLX-GPT   | Ground-Truth  |
|---|---|---|--|---|---|
| 0 |    | what is this?                             | shower because there is a clear glass door                       | shower because it is a shower stall                             | shower because it has a shower head hanging inside of it                    |
| 1 |    | is the woman looking at the camera?       | yes because her eyes are directed towards the viewer             | no because she is not looking at the camera                     | yes because her eyes are open and facing forward                            |
| 2 |    | is the toilet clean?                      | yes because there is no dirt on it                               | no because there is dirt all over the seat                      | yes because there is no dirt or marks on the inside or outside              |
| 3 |   | is this a commercial or residential area? | residential because there are no buildings in this area          | residential because there are houses and a business             | commercial because there are businesses in the background                   |
| 4 |  | is the horse jumping?                     | no because its feet are not in the air                           | yes because it is galloping                                     | no because all four of its legs are on the ground                           |
| 5 |  | are the people having a party?            | yes because there are people socializing and enjoying themselves | no because there are no people present                          | yes because they are standing in a kitchen with drinks in hand and laughing |
| 6 |  | what kind of animal is this?              | giraffe because they have long necks and spots of a giraffe      | giraffe because it has a long neck and spots                    | giraffe because it has a long neck and is beige with brown spots            |
| 7 |  | is the water calm?                        | no because there are many waves in the water                     | yes because there are waves crashing on the shore               | no because is it windy and there are big waves in the ocean                 |
| 8 |  | overcast<br>sunny?                        | or<br>overcast because the sky is covered in clouds              | overcast because the sky is dark and the sun is casting shadows | overcast because there are lots of clouds in the sky                        |

Table 7. OFA-X vs NLX-GPT on VQA-X (continued).










| #  | Image   | Question   | OFA-X  | NLX-GPT   | Ground-Truth  |
|----|---|--|--|---|---|
| 9  |    | what kind of animal is this?                         | dog because it has a long tongue and is wearing a harness                              | dog because it has four legs and a snout                    | dog because you can tell by its facial features   |
| 10 |    | what kind of vehicle is shown?                       | bus because it is large and has many seats   | bus because it is large and has many seats                  | bus because it is a normal city bus with passengers getting on going to a station                         |
| 11 |    | is it summer?  | no because there is snow   | yes because there is snow on the ground                     | no because there is snow on the ground and people are wearing winter gear                                 |
| 12 |   | what are the people doing?                           | skiing because they are wearing skis and are on a snowy mountain                       | skiing because they are on skis in the snow                 | skiing because they hold poles and are crossing a snowy mountain  |
| 13 |  | does this animal appear to be looking at the camera? | no because the animal is looking to its side   | yes because it is looking at something                      | no because the animal is looking off to the side  |
| 14 |  | is this room tidy?                                   | yes because there are no clutter and all decorative items are neatly arranged          | yes because there are no items on the floor                 | yes because everything is in its place  |
| 15 |  | what kind of vehicle can be seen?                    | bus because it can hold a lot of people and is long                                    | bus because it is large and has a sign that says "bus stop" | bus because it is on a street but longer than a car   |
| 16 |  | what is the gender of the players?                   | male because they are tall and have short hair   | male because he is wearing a white shirt and blue shorts    | male because they have masculine builds and are wearing stereotypical male clothing                       |
| 17 |  | is the bed made?                                     | yes because the quilt is folded and the pillows are arranged and the sheets are smooth | yes because the sheets are neatly folded                    | no because the blanket on top has not been pulled all the way flat to cover the entire surface of the bed |

Table 8. OFA-X vs NLX-GPT on VQA-X (continued).










| #  | Image   | Question                          | OFA-X   | NLX-GPT   | Ground-Truth   |
|----|---|-----------------------------------|---|---|--|
| 18 |    | is it daytime?                    | yes because the sky is blue and there are shadows                           | yes because the sky is blue and there are no clouds         | yes because the large crowd of people are casting shadows from the sun |
| 19 |    | is it raining?                    | no because there are no rain drops in the sky                               | no because the ground is dry and people are using umbrellas | no because the sky is blue and there isn't a single cloud visible      |
| 20 |    | is this healthy?                  | no because there is a lot of fat in that dish                               | no because there is a lot of fat on the plate               | no because it consists of particularly greasy and fatty foods          |
| 21 |   | is anyone wearing a blue shirt?   | yes because there is a person in the middle of the picture with a blue coat | yes because there is a blue stripe on the shirt             | yes because the shirt they have on is blue                             |
| 22 |  | does this kid look excited?       | yes because he is looking at food with excitement                           | yes because he is smiling and holding a hot dog             | yes because the boy has his arms in the air and a smile on his face    |
| 23 |  | what is the woman doing?          | eating because she has a fork full of food                                  | eating because she is holding a spoon and eating food       | eating because she has a fork touching a plate of food                 |
| 24 |  | is this food healthy?             | no because it is friday night football                                      | no because there is a lot of grease on the food truck       | no because potato chips are cooked in oil                              |
| 25 |  | is the mouse wireless?            | yes because there is no cord coming out of it                               | yes because there is no cord coming out of it               | yes because there is no cord attached to it                            |
| 26 |  | should the bananas be eaten soon? | yes because they are ripe and brown   | yes because they are yellow and ripe                        | yes because spots on them indicate they're getting older               |

Table 9. Filtered scores for VQA-X, e-SNLI-VE, and VCR. BS stands for BERTScore. For our human results, we report those where participants selected the correct task answer. Note that the code for [26] and [29] are not publicly available (see <https://github.com/majumderb/rexc/issues/1>)

|                      | VQA-X       |             |             |             |             |             |              |             | BS          | Human       | Task Acc.   |
|----------------------|-------------|-------------|-------------|-------------|-------------|-------------|--------------|-------------|-------------|-------------|-------------|
|                      | B1          | B2          | B3          | B4          | R-L         | M           | C            | S           |             |             |             |
| PJ-X [31]            | 57.4        | 42.4        | 30.9        | 22.7        | 46.0        | 19.7        | 82.7         | 17.1        | 84.6        | 65.4        | 76.4        |
| FME [45]             | 59.1        | 43.4        | 31.7        | 23.1        | 47.1        | 20.4        | 87.0         | 18.4        | 85.2        | 63.2        | 75.5        |
| e-UG [17]            | 57.3        | 42.7        | 31.4        | 23.2        | 45.7        | 22.1        | 74.1         | 20.1        | 87.0        | 71.5        | 80.5        |
| NLX-GPT [38]         | 64.2        | 49.5        | 37.6        | 28.5        | 51.5        | 23.1        | 110.6        | 22.1        | 86.9        | 83.2        | 83.0        |
| VL-BART [29]         | -           | -           | -           | -           | -           | -           | -            | -           | <b>91.2</b> | 75.9        | 86.3        |
| VL-T5 [29]           | -           | -           | -           | -           | -           | -           | -            | -           | 91.0        | 72.2        | 84.9        |
| OFA-X                | <b>66.7</b> | <b>51.0</b> | <b>38.5</b> | <b>28.9</b> | <b>52.1</b> | <b>24.5</b> | <b>116.2</b> | <b>24.3</b> | 87.2        | <b>89.5</b> | 91.2        |
| OFA-X <sub>MT</sub>  | 64.0        | 49.4        | 37.6        | 28.6        | 51.0        | 23.1        | 110.2        | 22.6        | 86.8        | 87.8        | <b>92.6</b> |
|                      | e-SNLI-VE   |             |             |             |             |             |              |             | BS          | Human       | Task Acc.   |
|                      | B1          | B2          | B3          | B4          | R-L         | M           | C            | S           |             |             |             |
| PJ-X                 | 29.4        | 18.0        | 11.3        | 7.3         | 28.6        | 14.7        | 72.5         | 24.3        | 79.1        | 59.6        | 69.2        |
| FME                  | 30.6        | 19.2        | 12.4        | 8.2         | 29.9        | 15.6        | 83.6         | 26.8        | 79.7        | 58.5        | 73.7        |
| e-UG                 | 30.1        | 19.9        | 13.7        | 9.6         | 27.8        | 19.6        | 85.9         | <b>34.5</b> | 81.7        | 68.9        | 79.5        |
| NLX-GPT <sup>a</sup> | <b>37.0</b> | <b>25.3</b> | <b>17.9</b> | <b>12.9</b> | <b>34.2</b> | 18.8        | <b>117.4</b> | 33.6        | 80.8        | 67.4        | 73.91       |
| VL-BART              | -           | -           | -           | -           | -           | -           | -            | -           | <b>89.3</b> | 71.5        | 75.6        |
| VL-T5                | -           | -           | -           | -           | -           | -           | -            | -           | 89.1        | 69.0        | 69.0        |
| RExC [26]            | -           | -           | -           | -           | -           | <b>22.9</b> | -            | -           | 87.7        | 81.8        | 80.8        |
| OFA-X                | 34.23       | 22.8        | 15.7        | 11.06       | 32.0        | 18.6        | 115.4        | 33.5        | 80.9        | <b>85.7</b> | <b>80.9</b> |
| OFA-X <sub>MT</sub>  | 32.4        | 21.8        | 15.2        | 10.8        | 31.4        | 17.9        | 108.2        | 32.8        | 80.4        | 78.9        | 78.9        |
|                      | VCR         |             |             |             |             |             |              |             | BS          | Human       | Task Acc.   |
|                      | B1          | B2          | B3          | B4          | R-L         | M           | C            | S           |             |             |             |
| PJ-X                 | 21.8        | 11.0        | 5.9         | 3.4         | 16.4        | 20.5        | 19.0         | 4.5         | 78.4        | 52.7        | 39.0        |
| FME                  | 23.0        | 12.5        | 7.2         | 4.4         | 17.3        | 22.7        | 27.7         | <b>24.2</b> | 79.4        | 58.5        | 48.9        |
| e-UG                 | 20.7        | 11.6        | 6.9         | 4.3         | 11.8        | 22.5        | 32.7         | 12.6        | 79.0        | 65.1        | 69.8        |
| NLX-GPT              | <b>24.7</b> | <b>15.0</b> | <b>9.6</b>  | <b>6.6</b>  | 12.2        | <b>26.4</b> | 46.9         | 18.8        | 80.3        | -           | -           |
| VL-BART              | -           | -           | -           | -           | -           | -           | -            | -           | <b>86.6</b> | 29.5        | 57.8        |
| VL-T5                | -           | -           | -           | -           | -           | -           | -            | -           | 85.5        | 28.7        | 58.4        |
| RExC                 | -           | -           | -           | -           | -           | 20.9        | -            | -           | <b>86.6</b> | <b>80.9</b> | <b>79.5</b> |
| OFA-X                | 24.5        | 14.4        | 9.1         | 6.1         | <b>25.1</b> | 12.24       | <b>48.5</b>  | 18.8        | 79.8        | 68.9        | 71.2        |
| OFA-X <sub>MT</sub>  | 22.3        | 13.0        | 8.0         | 5.2         | 24.3        | 11.3        | 44.6         | 17.8        | 79.3        | 77.2        | 62.0        |

<sup>a</sup>NLX-GPT w/ Concepts



Table 10. Filtered, unfiltered, and scaled results on selected automatic explanation metrics.

|                     |            | VQA-X     |      |      |      |       |      |      |
|---------------------|------------|-----------|------|------|------|-------|------|------|
|                     | Method     | B1        | B4   | R-L  | M    | C     | S    | BS   |
| OFA-X               | unfiltered | 66.0      | 28.2 | 51.4 | 24.1 | 112.7 | 23.7 | 86.9 |
|                     | filtered   | 66.7      | 28.9 | 52.1 | 24.5 | 116.2 | 24.3 | 87.2 |
|                     | scaled     | 61.8      | 26.4 | 48.1 | 22.6 | 105.5 | 22.2 | 81.4 |
| OFA-X <sub>MT</sub> | unfiltered | 63.3      | 27.9 | 50.5 | 22.7 | 107.4 | 22.1 | 86.6 |
|                     | filtered   | 64.0      | 28.6 | 51.0 | 23.1 | 110.2 | 22.6 | 86.8 |
|                     | scaled     | 59.8      | 26.4 | 47.7 | 21.5 | 101.5 | 20.9 | 81.8 |
|                     |            | e-SNLI-VE |      |      |      |       |      |      |
|                     | Method     | B1        | B4   | R-L  | M    | C     | S    | BS   |
| OFA-X               | unfiltered | 33.4      | 10.5 | 31.1 | 18.1 | 110.0 | 33.3 | 80.6 |
|                     | filtered   | 34.2      | 11.1 | 32.0 | 18.6 | 115.4 | 33.5 | 80.9 |
|                     | scaled     | 27.1      | 17.8 | 25.2 | 14.7 | 89.0  | 27.0 | 65.2 |
| OFA-X <sub>MT</sub> | unfiltered | 31.4      | 10.2 | 30.2 | 17.3 | 101.8 | 32.6 | 80.0 |
|                     | filtered   | 32.4      | 10.8 | 31.4 | 17.9 | 108.2 | 32.8 | 80.4 |
|                     | scaled     | 24.8      | 8.0  | 23.9 | 13.7 | 80.4  | 25.7 | 63.2 |
|                     |            | VCR       |      |      |      |       |      |      |
|                     | Method     | B1        | B4   | R-L  | M    | C     | S    | BS   |
| OFA-X               | unfiltered | 19.8      | 3.1  | 19.7 | 8.1  | 20.2  | 12.7 | 72.4 |
|                     | filtered   | 24.5      | 6.1  | 25.1 | 12.2 | 48.5  | 18.8 | 79.8 |
|                     | scaled     | 14.1      | 2.2  | 14.0 | 5.8  | 14.4  | 9.1  | 51.6 |
| OFA-X <sub>MT</sub> | unfiltered | 20.7      | 3.8  | 19.1 | 7.8  | 19.7  | 12.1 | 72.5 |
|                     | filtered   | 22.3      | 5.2  | 24.3 | 11.3 | 44.6  | 17.8 | 79.3 |
|                     | scaled     | 12.8      | 1.9  | 11.9 | 4.8  | 12.2  | 7.5  | 44.9 |



**Statement** The man with the helmet is driving the car.

**Relationship** Entailment

**Explanation** The white-helmeted driver of the red, white and blue car means that the man with the helmet is the driver.



**Statement** The girl is getting ready to chop down a tree.

**Relationship** Neutral

**Explanation** The girl is posing with an ax. She does not appear to be getting ready to chop down tree. She does not appear to be strong enough for the job.



**Statement** A blonde woman carries a young, tired child on her back in the desert

**Relationship** Contradiction

**Explanation** A woman cannot be both asian and blonde

Figure 6. Ethically concerning examples selected from the validation split of the e-SNLI-VE dataset [17].