

Herbig Stars

A Quarter Century of Progress

Sean D. Brittian · Inga Kamp · Gwendolyn Meeus · René D.
Oudmaijer · L. B. F. M. Waters

Received: date / Accepted: date

Abstract Herbig Ae/Be stars are young contracting stars on the radiative track in the HR diagram on their way to the Main Sequence. These stars provide a valuable link between high and low mass stars. Here we review the progress that has been made in our understanding of these fascinating objects and their disks since the last major review on this topic published in 1998. We begin with a general overview of these stars and their properties. We then discuss the accretion of circumstellar material onto these stars. Next we discuss the dust and gas properties of the circumstellar

disk before exploring the evidence for planet formation in these disks. We conclude with a brief discussion of future prospects for deepening our understanding of these sources and propose a new working definition of Herbig Ae/Be stars.

Keywords Herbig Ae/Be Stars · Star Formation · Stellar Accretion Disks · Circumstellar dust · Circumstellar gas · Protoplanetary Disks

1 INTRODUCTION

Understanding the formation and early evolution of stars and planetary systems is one of the key questions in astrophysics, closely linked to the origin of the solar system. Stars form in dense molecular clouds in which gravity overtakes gas pressure, resulting in the formation of a core. Conservation of angular momentum causes the formation of an accretion disk through which gas and dust is transported to the accreting star. When the molecular cloud disperses (typically after 0.5-1 Myrs) the accretion slows down and a slower phase (typically 5-15 Myrs) of pre-main-sequence evolution ensues, which ends when the star ignites hydrogen in its core (see Palla and Stahler, 1993, Lada, 2005, McKee and Ostriker, 2007, Li et al., 2014, for reviews).

Planet formation takes place in the (remnant) accretion disk; there is growing evidence that this process begins very early when accretion onto the star is still strong (ALMA Partnership et al., 2015, Segura-Cox et al., 2020, Kenyon et al., 2016, Tsukamoto et al., 2017). Most studies favor the core accretion growth model for the formation of gas giant exoplanets, in which dust in the disk settles to the mid-plane to form large, millimeter to centimeter sized grains, planetesimals, and a rocky core (e.g., Lissauer, 1993, Drazkowska

S. Brittian
Department of Physics and Astronomy, Clemson University,
Clemson, SC, 29634-0978, USA
Tel.: +1-864-633-8265
E-mail: sbritt@clemson.edu

I. Kamp
Kapteyn Astronomical Institute, University of Groningen,
Groningen, The Netherlands, Postal code

G. Meeus
Dpto. Física Teórica, Universidad Autónoma de Madrid,
28049 Madrid, Spain
Centro de Investigación Avanzada en Física Fundamental
(CIAFF), Facultad de Ciencias, UAM, 28049 Madrid, Spain

R. D. Oudmaijer
School of Physics and Astronomy, University of Leeds, Leeds,
LS2 9JT, UK

L. B. F. M. Waters
Institute for Mathematics, Astrophysics & Particle Physics,
Department of Astrophysics, Radboud University, P.O. Box
9010, NL-6500 GL Nijmegen, The Netherlands
SRON Netherlands Institute for Space Research, Sorbon-
nelaan 2, 3584, CA Utrecht, The Netherlands

et al., 2022). When above a critical mass of $10\text{--}20\text{ M}_{\oplus}$, the rapid accretion of a H/He envelope follows (e.g. Pollack et al. 1996). Planet formation may also proceed via gravitational instability in massive disks (Boss, 1997), explaining the presence of very massive planets in wide orbits found in some intermediate mass stars.

This general scenario for star- and planet formation is believed to hold for solar type stars ($0.3\text{M}_{\odot} \lesssim M_{\star} \lesssim 1.5\text{M}_{\odot}$), and there is growing evidence that it also applies to lower mass stars and brown dwarfs ($M_{\star} \lesssim 0.3\text{M}_{\odot}$; Luhman, 2012). For higher mass stars, this is likely to break down for $M_{\star} \gtrsim 4\text{--}5\text{M}_{\odot}$ as disk lifetimes grow too short. Because the timescale for star formation decreases rapidly with increasing mass, high mass stars do not experience a visible pre-main-sequence phase. Their much higher luminosity strongly affects the physical and chemical properties of the accretion disk (e.g., Gorti et al., 2009). Models suggest a rapid evaporation of the outer disk and no reservoir of large dust grains is able to form, inhibiting the formation of planets through core growth. However, planets may still form around massive young stars through gravitational instability. So far, observations indicate there is no evidence for close-in planets orbiting stars with mass above $4\text{--}5\text{ M}_{\odot}$, while campaigns for planets at larger separations are underway (Janson et al. 2021).

The Herbig Ae/Be stars are intermediate mass objects and as such bridge the gap between the lower mass, solar type stars ($M_{\star} \lesssim 1.5\text{ M}_{\odot}$) and the most massive stars ($M_{\star} \gtrsim 10\text{'s M}_{\odot}$). They were first discussed as a group in the seminal paper of Herbig (1960). In this paper, George Herbig sought to identify more massive stars (aiming at $3\text{--}20\text{ M}_{\odot}$) by selecting a sample of 26 A and B stars with emission lines in the spectrum (in particular $\text{H}\alpha$) that were associated with (reflection) nebulosity. These stars have since been studied in great detail and indeed many of them turned out to be intermediate mass pre-main-sequence (PMS) stars. In later literature, intermediate mass PMS stars were given his name Herbig Ae/Be stars. In the context of star formation studies, these stars form the higher mass counterparts to the solar mass T Tau stars, named after the prototype T Tau. Herbig also immediately noted the difficulty in disentangling these stars from other classes of B and A stars with circumstellar matter, such as the classical Be stars (Rivinius et al., 2013) and the B[e] stars (Kraus, 2019). Herbig continued to work on these objects throughout his career, as evidenced by his extensive bibliography.

Previous reviews dedicated to Herbig Ae/Be stars can be found in the conference proceedings Thé et al. (1994b), and in Perez and Grady (1997) and Waters and Waelkens (1998a). In addition, there have been

numerous reviews on disks around young stars that are relevant to Herbig Ae/Be stars. Examples include Dullemond and Monnier (2010), Williams and Cieza (2011), Andrews (2020). For recent reviews dedicated to aspects of Herbig Ae/Be stars please see the Topical Collection on Herbig Ae/Be stars published in 2015 in *Astrophysics and Space Science*¹.

In recent years a wealth of new observational and theoretical studies have shed light on the nature and evolutionary status of Herbig Ae/Be stars and their circumstellar environment. As we will summarize in this review, Herbig Ae/Be stars are at an exciting crossroads between low- and high-mass star formation. The high stellar luminosity, disk mass, and often large disks allow easier access to the relevant spatial scales to study planet formation processes when compared to lower mass objects. Indeed, the gas and dust in their circumstellar disks has been spatially resolved with unprecedented detail, revealing Keplerian disks that show convincing evidence for the presence of forming planets. As samples of known exoplanets rapidly increase, we can begin to make the link between the diversity of exoplanetary systems in intermediate mass stars and their birth sites. Herbig Ae/Be stars also mark the upper mass limit of stars with habitable zones in which life on a planet could develop. The main sequence lifetime of 2.5M_{\odot} stars is $\sim 600\text{Myr}$ (Ekström et al., 2012) the lower bound for which life is thought to have evolved on Earth (Lopez et al., 2005, Danchi and Lopez, 2013). For more massive stars, the main sequence lifetime becomes prohibitively short.

1.1 Definition of Herbig stars

Evidence that the objects presented in Herbig (1960) were indeed intermediate mass PMS stars was provided by placing these stars on an HR diagram (Strom et al., 1972) and were consistent with stellar masses spanning $\sim 2\text{--}15\text{M}_{\odot}$ (see also Hillenbrand et al., 1992). Subsequent studies found emission above what is expected from the stellar photosphere at wavelengths with $\lambda \gtrsim 1\mu\text{m}$ (e.g., Cohen, 1973, 1980, Hillenbrand et al., 1992, Malfait et al., 1998), caused by a dusty envelope. Several papers presented criteria to observationally define the class of Herbig Ae/Be stars (e.g., Thé et al., 1994a, Malfait et al., 1998, Waters and Waelkens, 1998b, Vieira et al., 2003) leading to a general consensus that Herbig Ae/Be stars have a spectral type B, A, or F, H I emission lines, and an infrared excess. Most papers identify the stellar mass range represented by such objects to range from $\sim 1.5\text{--}10\text{M}_{\odot}$. The lower mass

¹ <https://link.springer.com/collections/hbggjficdi>

limit was set by the spectral type of the coolest star that was thought to reach the zero age main sequence (ZAMS) as an A9 star. The upper mass limit is set by the maximum mass a star is expected to experience a pre-main-sequence phase while it is not enshrouded in its protostellar envelope, however, this upper mass limit is not sharply defined as many stars typically included in catalogs of Herbig Ae/Be stars have higher masses (e.g., Vioque et al., 2018).

In this review, we will refer to the Herbig Ae/Be stars as *Herbig stars*, and predominately limit ourselves to stars with the following properties: young A or B type stars that are evolving towards the main sequence, with H α emission, often associated with a nebulosity, and an infrared (IR) excess due to warm (~ 1000 K) and/or cold (~ 100 K) circumstellar dust. Herbig stars in principle do not include objects cooler than about 7000 K (i.e., stars with spectral types later than A9), but some F-type stars such as HD 142527, CQ Tau and HD 135344B have also been discussed in the literature in the context of Herbig star samples, because of their high luminosity and associated mass. We will include these in this review. Most if not all of these stars are not yet core-hydrogen burning PMS stars; however, for the most luminous objects in the sample this is not easy to establish. We do not consider the A and B stars with debris disks, that have lost their primordial gas and have secondary dust produced by collisions between larger bodies (Hughes et al., 2018). Nor do we discuss young PMS A and B stars that show no evidence for circumstellar material any more (and would be the equivalent to the naked T Tauri stars; e.g., Walter 1986). Catalogs of (candidate) Herbig stars were published by Finkenzeller and Mundt (1984), Herbig and Bell (1988), Thé et al. (1994a), Vieira et al. (2003), and more recently by Vioque et al. (2018). HArchBe, an on-line archive of known Herbig Ae/Be stars and their properties is described in Guzmán-Díaz et al. (2021)². From this catalog, we identify 31 Herbig stars (including spectral type F) within 225 pc and 87 Herbig stars within 450 pc.

1.2 Connection to Intermediate Mass T Tauri stars

Late F, G, and K type intermediate mass PMS stars are classified as T Tauri stars. They are the evolutionary predecessors of the Herbig stars. Since young intermediate mass stars evolve from the birth line towards the main sequence, they will have properties that classify them as T Tauri stars when still cool and shift to earlier spectral types as their temperature increases as

they evolve along the radiative track on their way to the ZAMS (Figure 1). In fact, T Tau itself has been shown to be of intermediate mass (Duchêne et al., 2006). Herbig and Bell (1988) defined a special group called “su” stars with properties similar to that of the intermediate mass T Tauri star SU Aur. Herbst et al. (1994) introduced the class of Early Type T Tau stars, that contains both T Tauri and Herbig stars. Calvet et al. (2004) used the term intermediate mass T Tauri (IMTT) stars, which has been adopted in subsequent literature to denote the low temperature progenitors of the Herbig stars.

In a recent study, Vælgård et al. (2021) compiled a list of about 50 IMTT stars from the T Tau literature (i.e. stars classified as T Tau stars) and, based on Gaia DR2 distances (Gaia Collaboration et al., 2016, 2018) to these stars, derived basic properties such as temperature, luminosity, and IR excess. Stars with mass above $1.5 M_{\odot}$ were selected, based on their position in the HR diagram and using PMS evolutionary tracks. This study shows that the circumstellar environment of IMTT stars is qualitatively similar to that of the Herbig stars. A full view on how intermediate mass stars and their environment evolve from the birth line towards the main sequence ideally includes IMTT stars. We will return to this point in Section 7. In this review, we will not consider the IMTT stars any further.

1.3 Link between low mass and high mass star formation

Herbig stars can be found in low- and high mass star forming regions (e.g., Chamaeleon and Orion respectively). However, early type Herbig Be stars tend to be surrounded by a dense clustering of stars, while this is not the case for Herbig Ae stars (Hillenbrand et al., 1995, Testi et al., 1999). There is a smooth transition in clustering between these two ranges. This points to a qualitative difference in the mode of star formation that leads to massive ($M_{\star} \gtrsim 10 - 20 M_{\odot}$) and lower mass stars. Models for star formation also distinguish between two modes: isolated, low mass star formation in clouds of modest mass, and clustered, high mass star formation in giant molecular clouds (Motte et al., 2018). An important difference between these modes is that in high mass star forming regions massive stars, that evolve quickly, provide a strong feedback on their environment. Their stellar winds and UV radiation fields are important already during the main accretion phase. Stars with mass above $8-10 M_{\odot}$ do not/are not expected to go through a visible PMS phase; although, this has not yet been revisited incorporating the latest insights

² <http://svo2.cab.inta-csic.es/projects/harchibe/main/>

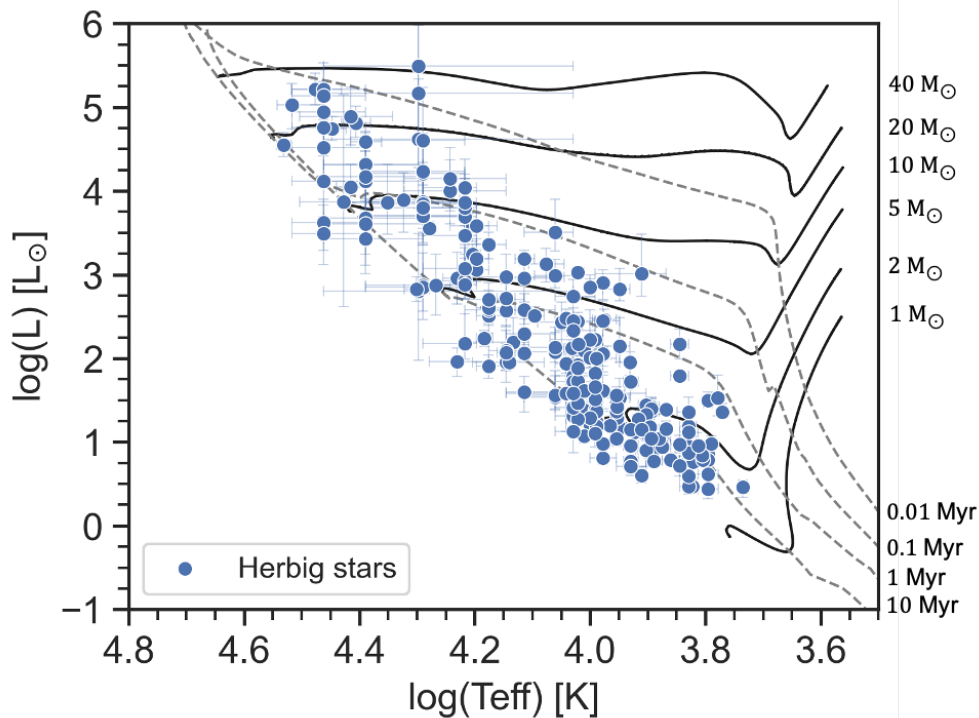


Fig. 1 HR diagram containing 218 Herbig stars with high quality DR2 Gaia parallaxes (adapted from Vioque et al. (2018), their Figure 2). The solid lines represent PMS tracks (Bressan et al., 2012), with the final masses indicated on the Main Sequence. The dashed lines represent isochrones taken from Marigo et al. (2017). The Zero Age Main Sequence is the region marked by the end of the PMS tracks.

Figure kindly provided by M. Vioque.

relating to the modelling of the spectral energy distribution (SED) of Herbig stars. Radiation pressure on dust grains for instance inhibits the formation of very massive stars via the core accretion model (Wolfire and Cassinelli, 1987), although non-spherical accretion can circumvent this difficulty (Yorke and Sonnhalter, 2002). Feedback is believed to become relevant for masses above 10-20 M_{\odot} (e.g., Hosokawa and Omukai, 2009).

Observations and models suggest that the core accretion model for star formation, developed for low mass stars, is also applicable to more massive stars, up to masses of 10-20 M_{\odot} . Young massive YSOs in M17 have been found to have disks with properties consistent with a remnant accretion disk (e.g. Hoffmeister et al. 2008, Ochsendorf et al. 2011, Ilee et al. 2013). Beyond a mass of about 20 M_{\odot} , it is unclear which mechanism dominates: core accretion and competitive accretion (Bonnell et al., 2001) have been suggested (Krumholz and Bonnell, 2009).

Intermediate mass stars are at the crossroads between low- and high mass star formation. As stellar mass and luminosity increase, the shortening stellar evolutionary timescales, the increased strength of the stellar UV radiation field, and the denser cluster envi-

ronment that occurs for more massive stars will strongly influence the physical and chemical properties of Herbig star disks and the way they dissipate. Therefore these disks are of interest to understand how stellar mass affects the early evolution of stars and planetary systems. This is one of the main motivations to study young intermediate mass stars.

In the quarter century since the last major review of Herbig stars (Waters and Waelkens, 1998b), there has been enormous progress in our understanding of these systems. Here we review this progress. First we discuss the stellar properties of Herbig stars - namely their multiplicity fraction, X-ray properties, and variability (Sec. 2). We then move to the star-disk interface and discuss the stellar accretion properties of these stars (Sec. 3). Moving further out, we discuss the dust (Sec. 4) and gas (Sec. 5) properties of the disks orbiting Herbig stars. We then discuss the advances in our understanding of planet formation in these disks (Sec. 6) and conclude with summary of key future lines of investigations that arise from the topics we cover in the review (Sec. 7) and a modest proposal for a new definition of Herbig stars (Sec. 8).

2 STELLAR PROPERTIES

Over the past quarter century, millimeter (mm) interferometry of gas emission from disks around young stars have enabled the measurement of dynamical masses of young stars (Simon et al., 2000, Schaefer et al., 2009, Guilloteau et al., 2014, Simon et al., 2017, Braun et al., 2021, Law et al., 2022). The spatial resolution and sensitivity provided by the Atacama Large Millimeter Array (ALMA) has opened the door to measuring ever larger samples of dynamical masses that provide a valuable measure for testing stellar evolution models and thus the ages and masses inferred from them. Braun et al. (2021) compiles the largest such sample to date and finds that stars with masses of stars ranging from 1.3-3.0 M_{\odot} inferred from stellar evolution models predict masses ranging from -5% to -14% of the mass inferred dynamically.

It may be useful to see the Herbig stars in the context of their position in the HR diagram. Vioque et al. (2018) placed the 218 then known and proposed Herbig stars with high quality Gaia DR2 parallaxes (Gaia Collaboration et al., 2018) in the HR diagram, a version of which is reproduced in Figure 1. To guide the eye, several evolutionary tracks and isochrones are overplotted. As expected, most Herbig objects fall at or above the ZAMS indicating that intermediate stars cease accreting prior to or just after reaching the ZAMS. The more massive Herbig Be stars are sparser than the Herbig Ae stars which can be explained by the Initial Mass Function, as well as the shorter evolutionary time scales that are associated with their evolution towards the Main Sequence. Higher mass Herbig stars are invariably younger than their lower mass counterparts (Figure 2). The ages of the lower mass Herbig stars typically range from several millions of years up to 10 Myr. The latter high values have implications for the disks, their evolution and survival which will be discussed after the overview of the stellar properties. We will proceed with the binary properties of the objects in the following sub-section.

2.1 Binaries among Herbig stars

The multiplicity of Herbig stars bears on models of their formation, the origin of X-ray emission observed toward Herbig stars (cf. Sec. 2.2), and can affect the appearance of the disk (cf. Sec 4.9). Herbig stars are predominantly found in binary systems, and many of these are found at arcsecond scales. However, not all separations have been equally well sampled (Duchêne 2015). The last dedicated binary studies using large samples are the spectro-astrometric surveys of Baines et al. (2006)

and Wheelwright et al. (2010) who observed 31 and 45 objects respectively, totalling 62 unique targets. The separations probed were in the 0.1 – 2'' range while a flux difference of 6 magnitudes could be reached. Their data were tested against the (slightly less deep) survey AO data of Leinert et al. (1997) and imaging of Pirzkal et al. (1997), and found to be in agreement where there was overlap.

Both studies yielded a multiplicity of order 70% for this parameter range, with a hint that the Herbig Be stars are more likely to be found in binaries. Wheelwright et al. (2010) could disentangle the spectra of some of the otherwise unresolved binaries and determined that the mass ratios are close to one. This value is inconsistent with a random sampling of the IMF, which would be expected if stellar capture was the main binary formation mechanism. The same team reported in Wheelwright et al. (2011) that the alignment between the binary objects and the disks surrounding the primaries was consistent with disk fragmentation. Similar conclusions on fragmentation being the cause of Herbig binaries were put forward by Arun et al. (2021) who reported the discovery of a wide (6.6'') Herbig Ae - M star binary. Given the wide separation, fragmentation at an earlier stage was favored.

The surveys with the *Very Large Telescope Interferometer* (VLTI) of Lazareff et al. (2017, H-band, 51 objects) and Gravity Collaboration et al. (2019, K band, 27 objects) probed smaller separations and similar contrasts to the above studies. These studies report few detections of binary companions. However, the surveys were designed to study disks, so the targets were selected against the presence of radial velocity binaries. Milli-arcsecond Herbig Be binaries, corresponding to sub-500 au separations, have been observed using VLTI data however (Kraus et al., 2017, Koumpia et al., 2019).

Finally, the smallest separations can be probed using spectroscopy, where a binary system can be revealed through radial velocity variations or directly in a double lined binary. Not much work has been done in this field, with the spectroscopic survey by Corporon and Lagrange (1999) of 42 Herbig stars still the largest dedicated such study. The latter category includes spatially resolved objects with known separations of order 0.5'', so the observed close binary fraction based on radial velocity variations alone is 17%.

Summary: The majority of Herbig stars are in binaries ($\gtrsim 70\%$). The mass ratios of the binary Herbig stars indicates that the binaries form from disk fragmentation. Given that many of these are unresolved at arcsecond resolution, this also has important implications for in-

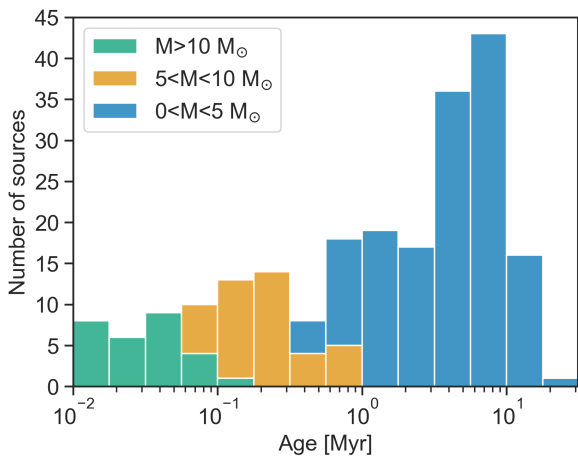


Fig. 2 The distribution of ages of the 218 Herbig stars as determined from the position in Figure 1 (Vioque et al. 2018). The highest mass stars have the smallest ages. Most Herbig Ae stars, and thus their disks, have ages in excess of several Myr. Figure kindly provided by M. Vioque.

Properties	O-early B	Herbig	T Tauri
Plasma T	< 12 MK	12-60MK	5-30 MK
kT	< 1 keV	1-5 keV	0.4-2.6keV
$\log L_X$ (erg/s)	29-33	29-31.5	28-30
$\log(L_X/L_{\text{bol}})$	-7	[-6,-4]	up to -3
Origin	radiative wind	companion? shear dynamo?	$\alpha\omega$ dynamo
Detection rate	65%	35%	100%

Table 1 Typical properties for the X-ray emission of MS OB-type, Herbig and T Tauri stars

interpreting the X-ray properties of Herbig stars – the topic of our next section.

2.2 X-ray emission

The more massive young objects, with spectral types O to B1, are often detected in X-rays. Their emission is soft ($kT < 1$ keV) with fractional luminosities, $\log(L_X/L_{\text{bol}}) \sim -7$, attributed to shocks that originate in line-driven winds. At the other end of the mass distribution, solar-mass T Tauri stars have a magnetic dynamo that can persist due to their convective motion, giving rise to hard X-ray emission ($0.4 \lesssim kT \lesssim 3$ keV) from the magnetically heated corona, and $\log(L_X/L_{\text{bol}})$ saturating around -3 (see Table 1). Herbig stars, on the other hand, are thought to be fully radiative so that they cannot support a dynamo by convection, nor are they hot enough for a radiation driven wind; therefore, the detection of X-ray emission from Herbig stars was unexpected (Zinnecker and Preibisch, 1994, Damiani et al., 1994). If the stars are indeed fully radiative, this would suggest that Herbig stars should not generate strong

well-ordered magnetic fields as observed in their cooler, convective counterparts. However, some do have strong magnetic fields (cf., Sect. 3.1).

Hamaguchi et al. (2005) detected 30% of the Herbig stars observed with the *Advanced Satellite for Cosmology and Astrophysics* (ASCA), and determined an X-ray luminosity higher than for T Tauri stars (Table 1). The fractional X-ray luminosity is slightly lower than that of TTS, but higher than for MS B-type stars: $\log(L_X/L_{\text{bol}}) = [-6, -4]$. They found no evidence for a correlation between $v \sin i$ (an indication of rotational velocity) and X-ray luminosity, unlike what is observed in TTS where a strong correlation was found, supporting the $\alpha\omega$ dynamo scenario (Pallavicini et al., 1981).

The plasma temperatures of Herbig stars are between 1 and 5 keV which is too high to be produced in wind-driven shocks (Hamaguchi et al., 2005). Also flares were observed, which also cannot be explained by stellar winds. Since Herbig stars evolve from fully convective IMTT stars, some of these may possess a fossil magnetic field (see section 3.1). Activity parameters such as $H\alpha$ and radio emission do not correlate with L_X , but the amplitude of optical variability, ΔV , does (Stelzer et al., 2006). Also, magnetospheric accretion can be ruled out as the origin of the X-ray emission because the free-fall velocities are too low. Hamaguchi et al. (2005) propose that the X-ray emission stems from magnetic activity, where the fossil magnetic fields of the stars reconnect with the disk (a star-disk magnetosphere).

With the better spatial resolution of Chandra ($\sim 1''$), Stelzer et al. (2006) observed 17 Herbig stars to study the companion hypothesis. They detected X-ray emission from 76% of their sample. After correcting for the presence of known lower-mass companions, they derived an occurrence rate of 35% which was consistent with previous work by Hamaguchi et al. (2005). Interestingly, the detection rate of X-rays from Herbig stars is comparable to the binary rate of Herbig stars (see section 2.1). Further study of the binarity of X-ray emitting Herbig stars will clarify the extent to which unresolved companions can account for the X-ray emission.

In a follow-up paper, Stelzer et al. (2009) distinguishes between late B to A-type Herbig stars and early B-type PMS stars. They propose that the early B-type PMS stars behave like the B-type MS stars, while the X-ray emission in the later-type Herbig stars is connected to magnetic fields, which have only been firmly detected in ~ 20 Herbig stars (e.g. Järvinen et al. 2019, 3.1).

Summary: The origin of the X-ray emission detected towards Herbig stars remains an unsolved mystery. An origin in a stellar wind can be excluded due to the high

plasma temperatures observed. It is possible that the X-rays could come from an unseen companion or by remnant magnetic fields. A dedicated study including precise magnetic field measurements, high spatial resolution X-ray observations, and sensitive searches for companions for a large sample of Herbig stars is needed to test these hypotheses.

2.3 Variability

Herbig stars have long been known to show both photometric and spectroscopic variations. The variability can be traced back to changes in the circumstellar disks, the accretion regions, and the structure of the stars themselves. We discuss the photometric and spectroscopic behaviours separately below.

2.3.1 Photometric variability

Some Herbig stars show non-periodic brightness variations as large as $\Delta V \sim 3$ mag (Herbst et al., 1994). Important clues about the nature of the variations and the (inner) disk regions came from studying the brightness variations of the star UX Ori: when the star fades in brightness, its color becomes redder. However, when fading even more, this color change turns around, and the star becomes bluer, the so-called ‘blueing effect’ (Bibo and The, 1990). In tandem with the fading of the star, its radiation was found to become more polarized, hinting at starlight being scattered off circumstellar dust. These effects, referred to as the *UXor phenomenon* in later literature, were further studied with simultaneous photometric, polarimetric and spectroscopic observations (Grinin, 1992, Grinin et al., 1994), supporting the hypothesis that the blueing effect is caused by an opaque dust cloud in the disk, intersecting in the line of sight towards the star. In Sect. 4.9.3 we focus on the properties of the inner disks that were revealed by the UXor phenomenon.

In the near infrared (NIR), the variability of Herbig stars is far more modest than in the optical. Eiroa et al. (2002) observed a sample of T Tauri and Herbig Ae stars using quasi-simultaneous optical and near-infrared photometric observations, taken typically less than 1 hour and at most 2 hours apart. The peak-to-peak variations at optical wavelengths could be as high as 0.5 magnitudes during their period of observations, while the NIR photometry varied mostly at the 0.1 magnitude level. Out of the 12 Herbig Ae objects observed, only 3 were reported as non-variable, while 8 of the remaining nine showed a correlation between the optical and NIR photometric variations. Given that the NIR emission is most likely re-radiated by the hot

circumstellar dust that absorbed the optical light, the location of the near-infrared variability can be traced to the inner circumstellar disks (see also Sect. 4.9.3). The remaining one object, UX Ori, did not show a correlation between the photometric variations, which was interpreted as possibly being due to rotational modulation of star spots on the stellar photosphere. Vioque et al. (2018) later determined that roughly 25% of Herbig stars can be classified as having such UXor variations, while Herbig Be stars are markedly less variable than the Herbig Ae stars.

Finally, variability at milli-magnitude amplitudes has been positively detected towards a small sample of Herbig Ae stars (Zwintz et al. (2014); see also the compilation by Steindl et al. 2021). Such observations are challenging as any signatures at the milli-magnitude level not only require space-based photometry (Zwintz et al., 2009, Casey et al., 2013) but need a careful disentangling of such data with the non-periodic variations described above. The Herbig Ae stars appear to show δ Scuti type variability (Marconi and Ripepi, 2017). This variability arises among stars whose temperature and mass lead to an ionization structure that leads to radial oscillations resulting in variability with a period on the order of a few hours. Such stars fall in a well defined region of the HR diagram known as the instability strip. Herbig stars in this region are no exception. The milli-magnitude photometric data have the prospect of probing into these pre-Main Sequence stars using asteroseismology. An interesting example is the case of HD 139614, whose age was estimated from asteroseismology to be about 11 Myrs (Murphy et al., 2021). This old age confirms the results of other studies, and shows that gas-rich disks can survive for a substantial period of time. We will return to this in Sect. 5.1.

2.3.2 Spectroscopic variability

In addition to photometric variability, the emission lines observed towards Herbig stars have long been known to vary (for a review, see Catala 1994). Spectroscopic variability studies of individual objects have revealed variations in the emission lines and their profiles which can be traced back to rotational modulation of the accretion regions (Garcia Lopez et al., 2016, Schöller et al., 2016). It would appear that the variations are less extreme than those observed for T Tauri stars whose variations are connected to the magnetically controlled accretion (Kurosawa et al., 2011).

Dedicated studies of larger samples of Herbig objects have been sparse. Costigan et al. (2014) investigated the H α line variability for a sample of, mostly, Herbig Ae and T Tauri stars. The amplitude of the

variability increases from minute timescales to level off at the days-weeks timescales, even over periods as long as years. This indicates that the variability occurs in a small volume around the star and Costigan et al. (2014) attribute the variability mainly to changes in the accretion rate. Overall, it would appear that the variability of the emission lines is connected to the accretion processes occurring in Herbig stars, the topic of the next section.

Lastly, another type of spectral variability has been observed towards Herbig stars which was first found towards β Pic. Multi-epoch spectroscopy revealed that metallic absorption lines would change on timescales of hours to months. In particular, lines could suddenly appear in absorption and the absorption itself would become more red-shifted in matters of hours. This behaviour was interpreted as evidence of infalling material from cometary bodies (Ferlet et al., 1987). Grady et al. (1996) presented spectra of 41 Herbig stars and found that 22 of them showed variability consistent with the presence of gas released from infall of evaporative bodies. We will return to this issue in Sec. 6.2.2, where this phenomenon is discussed as an indirect tracer for the presence of planets in the disks of Herbig stars.

Summary: Herbig stars display photometric and spectroscopic changes on timescales ranging from hours to months and longer. The larger amplitude photometric changes can be traced back to variable dust obscuration from an orbiting disk, while variability at smaller, milli-magnitude, amplitudes can be analysed with asteroseismology. Spectroscopically, variable line emission is mostly associated with the accretion process, while variable absorption lines can be due to changes in the accretion process itself, but can also be caused by infalling rocky material such as exo-comets.

3 ACCRETION ONTO HERBIG STARS

In this section we discuss the accretion and accretion mechanisms of Herbig stars. Given that the intermediate mass Herbig stars are, for all intents and purposes, the high mass counterpart of the solar mass T Tauri stars, let us begin with a description of the paradigm for understanding accretion onto T Tauri stars. Dedicated reviews of these objects can be found in Bertout (1989) and Bouvier et al. (2007), recent reviews on the accretion process in pre-Main Sequence stars in general can be found in Beltrán and de Wit (2016), Hartmann et al. (2016) respectively, while Mendigutía (2020) focuses on accretion onto Herbig stars.

T Tauri stars are well known to sustain a magnetic field due to their internal dynamo and exhibit both evi-

dence for accretion onto the stars and bi-polar outflows powered by the accretion. The accretion itself is magnetically mediated. The stellar magnetic field truncates the disk where the ram pressure from accretion balances the opposing pressure from the stellar magnetic field. Material from the disk free-falls along the magnetic field lines through accretion funnels onto the star. With typical disk-truncation radii of 2-3 stellar radii, the free-fall velocities are very high, of order 100s km s^{-1} . The gravitation potential energy of the material released when it crashes onto the photosphere is therefore substantial. The resulting shock produces X-ray radiation that is absorbed by surrounding particles. Then, these particles heat up and re-radiate at ultraviolet wavelengths, producing a UV-excess that can be observed. A cartoon of the situation is provided in Fig. 3 (see e.g. Bouvier et al. 2007 for more details).

The relatively cool T Tauri stars radiate most of their photospheric energy at optical and longer wavelengths, so the observed UV emission can be used as a proxy for the accretion luminosity, which reflects the potential energy released by the infalling matter. Assuming the material is falling from infinity, the mass accretion rate is given by,

$$\dot{M}_{\text{acc}} = \frac{L_{\text{acc}} R_*}{GM_*}, \quad (1)$$

where L_{acc} is the accretion luminosity, R_* is the stellar radius, M_* is the stellar mass, and G is the gravitational constant.

It may be clear that a proper characterisation of the stellar parameters is important. As will be discussed later, the Gaia satellite, which provides parallaxes, from which distances are determined, for more than a billion stars has had an important impact on the field.

The magnetospheric accretion (MA) paradigm has been applied extensively over the past years to determine the accretion rates of Herbig stars. In the following we give not only an overview of the results, but also critically analyse the assumptions made in this endeavour. We will demonstrate that while the MA paradigm seems to be applicable to most Herbig stars, there is compelling evidence that it cannot act for some extreme cases, and that there is strong evidence for a change in accretion mechanism at higher masses.

3.1 Magnetic properties of Herbig stars

Let us first discuss an immediate potential critique that can be fielded against the use of the MA paradigm to Herbig stars. Conventional wisdom is that no magnetic

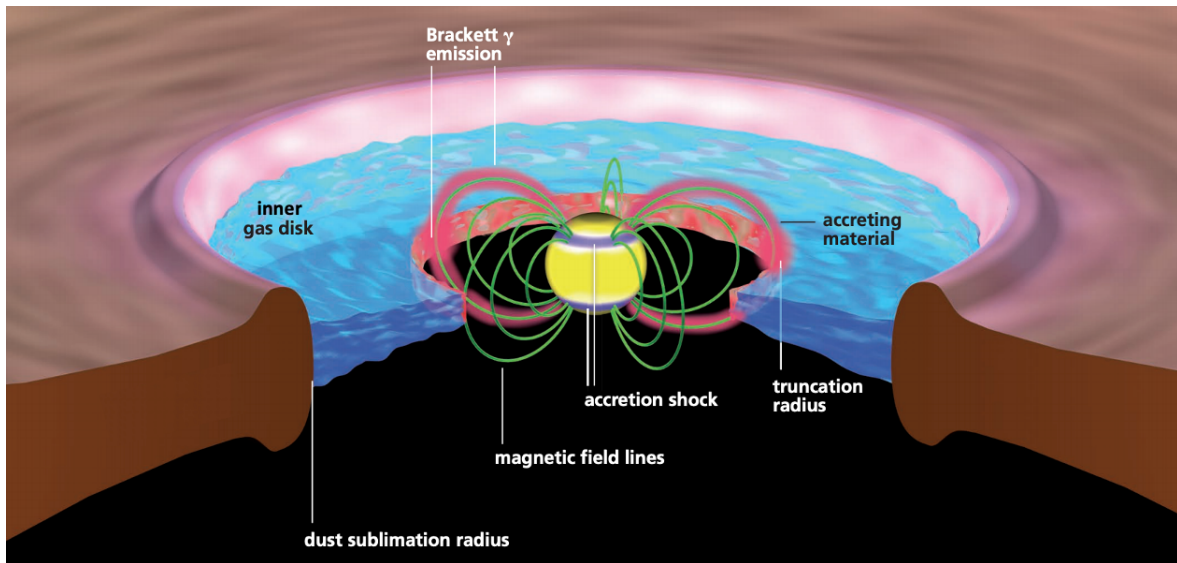


Fig. 3 Cartoon of the immediate circumstellar environment of a H Ae star. Initially designed to illustrate the magnetospheric accretion paradigm for CTTSs, this cartoon also applies to H Ae stars. The dust in the disk is sublimated when it reaches a temperature of ~ 1500 K. Interior to this region the disk is gaseous and heavily ionized. The disk is truncated by the magnetic field where the pressure from accreting gas is balanced by magnetic pressure. The accreting gas then falls into the star along field lines from which hydrogen recombination emission emerges and creates an accretion shock near the surface of the star. Figure based on Gravity Collaboration et al. (2020).

field is expected to be generated in Herbig stars because the envelopes of A and B stars are radiative. The B-field is typically generated in a dynamo which usually occurs by convection in cooler stars. Indeed, magnetic fields have only fairly recently been detected towards a limited number of objects (e.g., Alecian et al., 2013). Based on the compilation of Hubrig et al. (2015), Mendigutía (2020) presents all reported magnetic field detections of Herbig stars and their stellar parameters. The list contains a total of 18 objects with measured B-fields, which constitutes roughly 10% of all known and proposed Herbig stars (viz. Vioque et al. 2018). Intriguingly, this fraction is similar to a 10% detection rate in field A stars (Landstreet, 1992). Most of these B-fields have strengths of order 100 G, while a few Herbig stars have magnetic field strengths that are significantly higher (e.g., V380 Ori (2kG), and Z CMa (1.2 kG)). As already alluded to in Sec. 2.2, rather than being generated, the magnetic field in these magnetic objects could be fossil in nature, either from the original collapsing parental cloud or the remnant field of an earlier IMTT star phase.

Whatever the cause of the magnetic fields, it should be noted that most B-field determinations concern the global integrated magnetic field, a non-detection is therefore not necessarily evidence for the absence of it; a complex geometry would inevitably result in a lower observed strength. Villebrun et al. (2019) mapped the B-fields of the IMTT stars, and find that the fields be-

come weaker, but also more complex and at higher temperatures (see also Fig. 4). The possibility that higher temperature pre-Main Sequence stars harbour strong magnetic fields is therefore a realistic prospect. As a consequence, the MA scenario which is well established for T Tauri stars (e.g. Bouvier et al. 2007), may also be applicable to hotter objects.

In the next section, we will go into more detail on similarities between T Tauri stars and Herbig objects with emphasis on their accretion properties. We then consider the determination of the accretion rates of Herbig stars and provide global inferences resulting from these.

Summary: About 10% of Herbig stars have measurable magnetic fields. While most of these are of order 100 G, a few have magnetic field strengths about an order of magnitude larger. These B-field determinations are measurements of the global integrated field. If the magnetic fields of Herbig stars tend to have a complex geometry, it is possible that the surface magnetic field strength of the typical Herbig star is much higher than these measurements suggest.

3.2 Accretion Geometry - similarity with T Tauri stars

The earliest investigation into MA onto Herbig stars was carried out by Muzerolle et al. (2004). They applied their MA models to the Herbig Ae star UX Ori,

and found that the computed emission line profiles were in qualitative agreement with the observed emission line profiles. In parallel, they also concluded that the magnetic field strength would be weaker and its geometry should be more complex than the usual dipole field in T Tauri stars, just as was later shown to be the case by VILLEBRUN et al. (2019). Further supporting evidence that Herbig Ae stars may be accreting in a similar fashion as T Tauri stars comes from various observational studies. These often stem from comparative investigations into the accretion-related properties of T Tauri stars on the one hand and Herbig Ae and Herbig Be stars on the other hand. An additional result from these studies is that Herbig Be stars often have very different properties than their Ae counterparts.

Early suggestions that the accretion processes of Herbig Ae stars and T Tauri stars are similar were reported based on results from linear spectropolarimetry. Although the accretion funnels are still too small to be directly imaged, indirect linear spectropolarimetric methods are able to probe these regions at scales of order stellar radii (e.g. Vink, 2015, Ababakr et al., 2016, 2017). The similarity of the linear spectropolarimetric properties of the $H\alpha$ line for Herbig Ae stars and T Tauri stars was reported by Vink et al. (2002, 2005a). The observations were explained with line emission from accretion hot spots scattering off truncated disks. Indeed, the inferred sizes of order stellar radii of the inner holes (Vink et al., 2005b) are consistent with those expected for a magnetically truncated disk. In contrast, the very different effects observed towards the Herbig Be stars are more consistent with disks reaching onto the central star - hinting at a different accretion mechanism in those. Ababakr et al. (2017) presented the largest sample of Herbig stars observed with linear spectropolarimetry around $H\alpha$, which allowed them to identify the transition from truncated disks to disks reaching into the stellar surface around spectral type B7/8.

Other studies related to accretion diagnostics are broadly consistent with these findings. Cauley and Johns-Krull (2014) studied the He I 1.083 μm line profiles of a large sample of Herbig stars. Due to its high excitation energy, this transition is particularly sensitive to accretion. These authors found that both T Tauri stars (observed by Edwards et al., 2006) and Herbig Ae stars had similar line profiles and comparable fractions of red-shifted absorption lines, tracing infall, all of which could be explained in the context of MA, while the Herbig Be stars did not. Furthermore, they inferred that the Herbig Ae stars could have smaller magnetospheres than their T Tauri counterparts.

As mentioned earlier, Herbig stars display spectroscopic variability. Costigan et al. (2014) found that both the timescales and amplitude of the variability were similar for T Tauri and Herbig Ae stars, which led these authors to suggest that the mode of accretion of Herbig Ae stars is also similar to that of T Tauri stars. Although less extensive in time coverage, the $H\alpha$ variability study of Mendigutía et al. (2011b) extends to the more massive Herbig Be stars. These objects were found to have different $H\alpha$ variability properties than the Herbig Ae stars. Of note is that these authors not only considered the $H\alpha$ line strength variations, but also those of the line width, which, given the high free-fall velocities involved may be more effective in tracing the accretion flows. Its variability was found to be considerably smaller for the Herbig Be stars than for the Herbig Ae stars, which, in turn, is smaller than for T Tauri stars (Fang et al., 2013).

Kreplin et al. (2018) find from modelling their high resolution infrared spectro-interferometry, that the inner radii of the disk-winds are consistent with the Alfvén radii computed using the low B-field strengths observed for a few Herbig Ae stars. Guimarães et al. (2006) observed 15 Herbig Ae stars (some with spectral type B9Ve) and found four that showed red-shifted absorption in the Balmer lines. The authors demonstrated that this absorption can be qualitatively explained with magnetospheric accretion if the disk were truncated relatively close to the star.

Detailed studies on individual targets have reached similar conclusions as above. Grady et al. (2010) found the location of the accretion footprint on a Herbig Ae star to be very like those on T Tauri stars. The in-depth spectroscopic variability study of a Herbig Ae star showed it is undergoing magnetospheric accretion in the same manner as classical T Tauri stars (Schöller et al., 2016). From their modelling of spectra, Moura et al. (2020) find evidence that Herbig Ae stars undergo MA, while they do not find this to be the case for a Herbig Be star. On the hotter side, Patel et al. (2017) model the inner gaseous disks of several Herbig Be stars, and find they do not need magnetospheres to reproduce the emission line spectra.

Summary: It has been empirically shown that Herbig Ae stars exhibit many similar accretion-related characteristics as T Tauri stars. This provides indirect evidence for magnetically controlled accretion operating for these objects as well. In turn, it validates the use of MA shock modelling to derive accretion rates for at least the later-type Herbig stars.

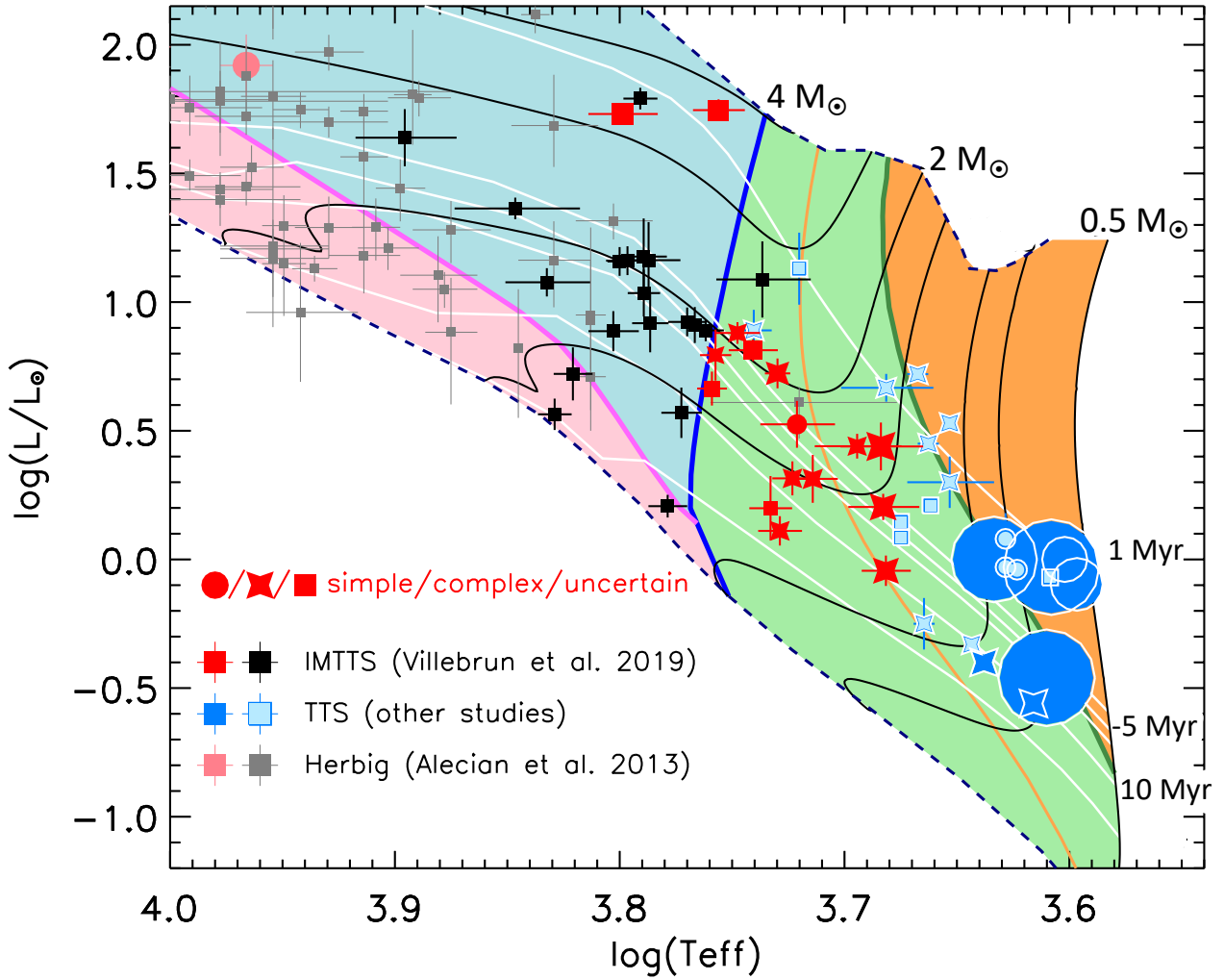


Fig. 4 The B-fields of T Tauri stars and Herbig Ae stars according to Villebrun et al. (2019). The black and gray symbols are stars with non-detections, while the red and blue symbols represent objects with detections with symbol sizes proportional to the B-field strengths. The orange zone indicates the area where stars are fully convective, the blue zone where they are fully radiative, while the other colors represent a mix; green (radiative core and convective envelope); pink (convective core and radiative envelope). The various evolutionary tracks (black lines) and isochrones (white lines) are from Behrend and Maeder (2001). Figure kindly provided by E. Alecian.

3.3 Measurement of mass accretion rates

Let us now turn to the determination of the accretion rates of Herbig stars using the MA paradigm. As a word of caution, we stress that it is used for all Herbig stars, regardless of their spectral type. However, as will be discussed later, this approach serves as an additional means to identify where a change in accretion properties may be present.

3.3.1 Direct determination of the accretion luminosity

As can be seen from Eq.1, once we know the stellar mass and radius, the mass accretion rate can be derived from

the accretion luminosity. For the cool T Tauri stars, this emission is most readily identified by UV-excess emission over and above the stars' photospheric radiation. In addition, it can also be seen at optical wavelengths, where the excess emission due to accretion fills in the underlying absorption lines. In the absence of UV observations, a value for the excess emission can be obtained by determining the extent of this "veiling".

In contrast to the T Tauri stars, the determination of the contribution of the accretion shock to the total blue/UV emission is less straightforward for Herbig objects. By virtue of their higher temperatures, these stars are more luminous at UV wavelengths. Thus the contrast between the accretion shock and the photo-

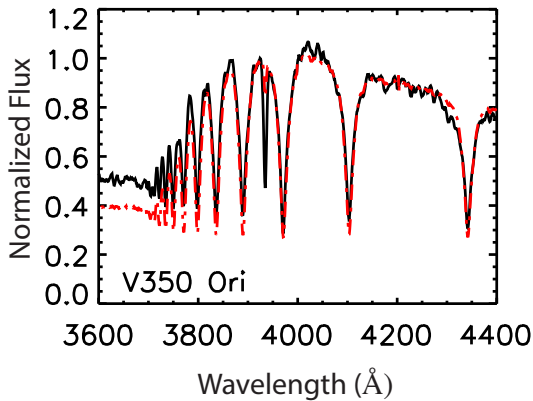


Fig. 5 Figure from Donehew and Brittain (2011). The spectrum of V350 Ori (black line) is compared to a template of a non-accreting A star (red line). While there is a good match between V350 Ori and the template long-ward of 3800Å V350 Ori is brighter than the template at shorter wavelengths. This excess Balmer continuum radiation is due to the accretion shock over and above that of a normal star with the same spectral type.

sphere at UV wavelengths is much smaller for Herbig stars than for CTTs. Because of this smaller contrast, disentangling the contributions from the stellar and accretion properties to the UV emission is challenging. Veiling measurements also prove problematic. The accretion luminosity can exceed the stellar luminosity of T Tauri stars, allowing a comparatively straightforward determination of the veiling. However Herbig stars are brighter and the photosphere dominates the light output at optical wavelengths hampering the identification and measurement of the veiling. Despite these challenges and the rather labor-intensive methodologies of determining the UV-excess in these objects, the number of Herbig stars with directly determined accretion luminosities is surprisingly large; Donehew and Brittain (2011, 33 objects) and Fairlamb et al. (2015, 91 stars) obtained blue spectra for Herbig stars and determined the accretion luminosities for most targets by carefully comparing their Balmer continuum (excess) emission with spectra of standard stars (see Fig. 5). Mendigutía et al. (2011a, 38 objects) used broadband *UBV* photometry to determine the Balmer excess emission and accretion luminosity. One advantage of using the Balmer continuum emission to measure the accretion luminosity is that this property is minimally affected by reddening (Garrison, 1978, Muzerolle et al., 2004).

The lowest accretion luminosities that could be measured are of order $1 L_{\odot}$ and the corresponding accretion rates are of order $10^{-8} M_{\odot} \text{yr}^{-1}$. The lower limits are due to the sensitivity of the observations and the ability to determine the excess emission. This sensitiv-

ity decreases for the higher temperature objects. It is interesting to see that more than 70% of all the Herbig stars investigated in this manner exhibit Balmer continuum excess emission. As it is non-trivial to find alternative explanations for this excess, this observation constitutes independent supporting evidence that these objects are accreting matter.

3.3.2 Indirect determinations of accretion luminosity

It turns out that it is not strictly necessary to obtain dedicated UV or Balmer continuum observations to arrive at estimates of the accretion rates. A correlation between the brightness of emission lines and the accretion luminosity exists for IMTT stars (Calvet et al., 2004). Indeed, by using (ideally) simultaneous UV and line observations, this correlation can be used to calibrate the line luminosity to arrive at the accretion rate (e.g. Ingleby et al. 2013). Garcia Lopez et al. (2006) extrapolated this finding to Herbig stars and determined their mass accretion rates using the $\text{Br}\gamma$ line luminosity. Their approach was validated when Donehew and Brittain (2011) and Mendigutía et al. (2011a) confirmed that this correlation between accretion luminosity (as derived from the UV and Balmer excess) and the luminosity of emission lines also extends to Herbig stars.

Fairlamb et al. (2017) demonstrated that the strength of most, if not all, emission lines in the spectra of Herbig stars correlate with the Balmer-excess based accretion luminosity. They provided best-fit parameters for many lines, which cover the wavelength range from the UV to the NIR, allowing accretion luminosities to be worked out when observations of only limited parts of the spectrum are available.

The relationship between accretion luminosity and line luminosity goes as (cf. e.g. Mendigutía et al. 2011a):

$$\log \left(\frac{L_{\text{acc}}}{L_{\odot}} \right) = A + B \times \log \left(\frac{L_{\text{line}}}{L_{\odot}} \right), \quad (2)$$

where A and B correspond to the intercept and the gradient of the (straight-line) relation between $\log(L_{\text{acc}}/L_{\odot})$ and $\log(L_{\text{line}}/L_{\odot})$ respectively. As example, Fairlamb et al. (2017) determined the constants to $A = 2.09 \pm 0.06$ and $B = 1.00 \pm 0.05$ in the case of $\text{H}\alpha$.

Summary: Because Herbig stars are much more luminous than their cooler counterparts, measurement of excess UV emission is challenging. For stellar accretion rates exceeding $10^{-8} M_{\odot} \text{yr}^{-1}$, the accretion luminosity can be inferred from measurement of the excess Balmer continuum. The luminosity of emission lines has been shown to scale with this excess enabling a simpler measurement of the accretion luminosity.

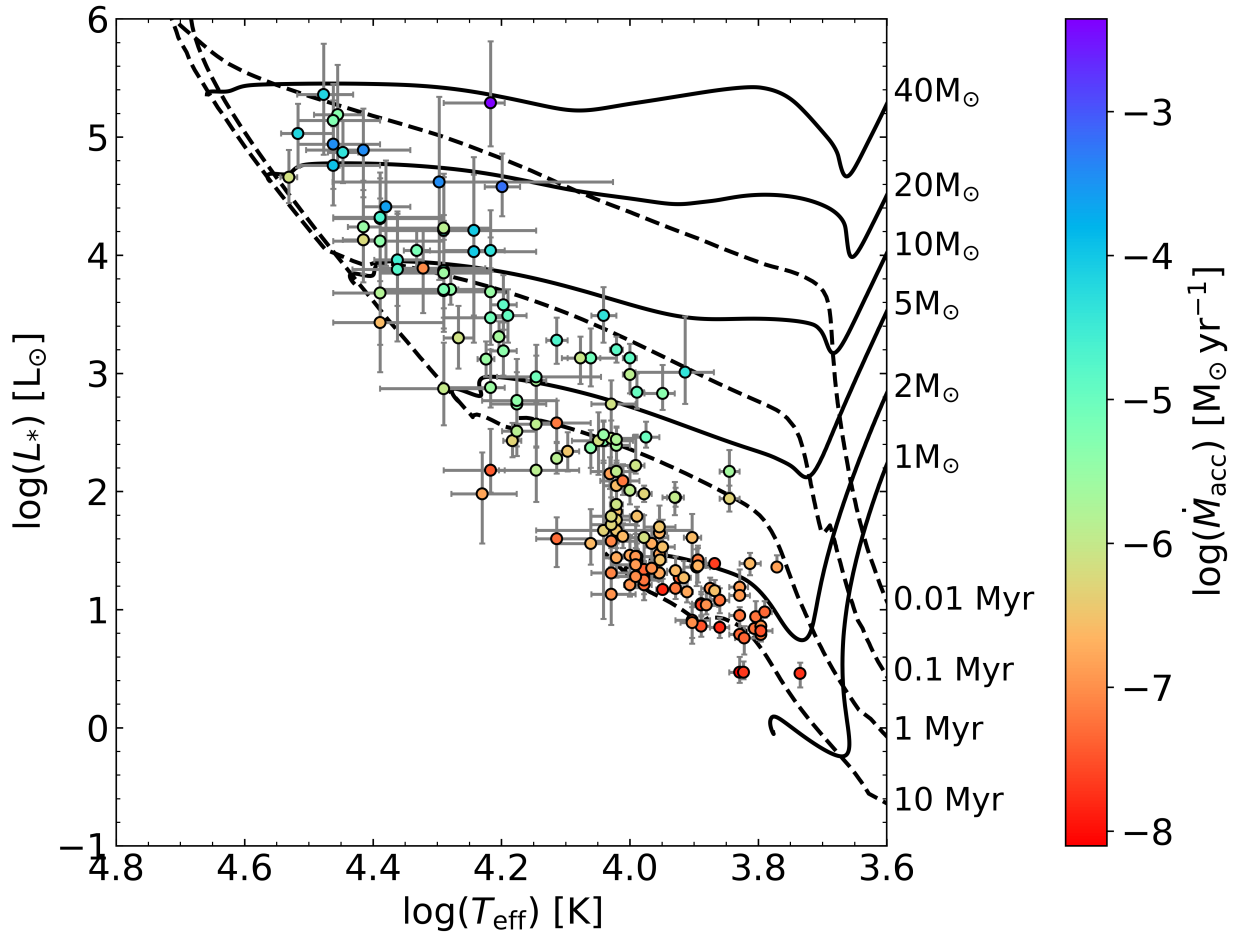


Fig. 6 HR diagram containing the 163 Herbig stars with good Gaia DR2 parallaxes and their accretion rates. The solid lines represent PMS tracks (Bressan et al., 2012, Tang et al., 2014), with the final masses indicated on the Main Sequence. The dashed lines are isochrones of 0.01, 0.1, 1, and 10 Myr (Marigo et al., 2017). The color map denotes the mass accretion rate. While it is evident that the younger stars are accreting at higher rates, the younger stars are also much more massive. Characterization of the evolution of the stellar accretion rate requires disentangling stellar mass and age. Figure based on Wichittanakom et al. (2020)

3.4 Mass accretion rates of Herbig stars

As outlined above, in order to compute the mass accretion rate of a Herbig star, it is important to have well-determined stellar parameters (mass, luminosity, or radius and temperature, as well as extinction). In addition, we need a value of the accretion luminosity such as derived from the UV excess, which is the only direct observational measure of accretion, while an emission line luminosity provides an indirect value via Eq. 2. As noted in Section 2, significant progress was made in the determination of Herbig stellar parameters through the *Gaia* astrometric study by Vioque et al. (2018).

Arun et al. (2019) used these data and $H\alpha$ Equivalent Widths reported in the literature to determine accretion rates for many of the objects. Wichittanakom et al. (2020) used a slightly larger sample to expand the spectroscopically determined temperatures of Fairlamb et al. (2015) with an additional 30 objects. They rederived the line-of-sight extinction to the objects, as well as measured the $H\alpha$ emission line strength from the same spectra, yielding a large sample to be analysed in a homogeneous way. These were supplemented by objects from Vioque et al. (2018), resulting in a sample of 163 Herbig Ae/Be stars with well-determined stel-

lar parameters and as homogeneously derived accretion rates as possible.

An illustration of the results is provided in Fig. 6. It can be seen that the higher mass objects have larger accretion rates. Fig. 7 shows the accretion luminosities of the Herbig stars and several samples of T Tauri stars taken from the literature (Hartmann et al., 1998, White and Basri, 2003, Calvet et al., 2004, Natta et al., 2006), as a function of stellar luminosity. The T Tauri data are not based on Gaia parallaxes, so although not directly comparable to the Herbig star measurements, these objects are mostly selected to be members of clusters and at similar distances. The dependencies of the accretion luminosity on the total luminosity should therefore, at least to first order, be similar.

As was already known, the accretion luminosity increases with stellar luminosity. However, a striking feature in this graph is that the Herbig Ae stars follow the T Tauri stars closely; the best-fitting slopes of the respective $L_{acc} - L_*$ relations for both groups of objects are similar to within the error bars, while both slope and scatter are significantly different for the higher mass Herbig Be stars. As was described earlier, the Herbig Ae stars share many accretion-related properties with T Tauri stars, and the dependence of the accretion luminosity on the stellar luminosity proves no exception. The MA accretion paradigm should thus be applicable to the Herbig Ae star regime.

The Herbig Be stars again differ in properties from their lower mass counterparts. To this we add that Fairlamb et al. (2015) noted that a number of Herbig Be stars required very large surface covering factors of the accretion shocks in their MA models, with values approaching 100% and higher. As such, these solutions are unphysical and their UV/blue excess cannot be explained within the MA framework. It would appear that the accretion rates as derived in the MA paradigm further support the notion that Herbig Be stars accrete their material in a different manner than the T Tauri and Herbig Ae stars. The break as seen in Fig. 7, is also present in $\dot{M}_{acc} - M_*$ space, and occurs around $4 M_\odot$ (Wichittanakom et al., 2020), in agreement with the independent study of Ababakr et al. (2017), who found a marked change in linear spectropolarimetric properties around spectral type B7/8.

This break at $4 M_\odot$ is also seen in the high spectral resolution study of Br γ by Grant et al. (2022). They found that the accretion rate increases with stellar mass following a trend similar to that of T Tauri stars for stellar masses $\leq 4 M_\odot$. They also found that the distribution of line shapes of Br γ was consistent across stellar mass and spectral type, though they caution that incli-

nation affects may obscure any underlying systematic differences.

Summary: The relationship between the stellar luminosity and the accretion luminosity is consistent between T Tauri stars and Herbig Ae stars. There is a break in this relationship around $4 M_\odot$. A similar break is seen in the mass dependence of the stellar accretion rate, and is consistent with the marked change in the linear spectropolarimetric properties around spectral type B7/B8. The mean accretion rate of Herbig Ae stars is $10^{-7} M_\odot \text{yr}^{-1}$.

3.5 Mass accretion rate as a function of stellar age, disk dispersal times

We continue this discussion with a word of caution. In order to understand the evolution of pre-Main Sequence stars and the disk dispersion timescales, it has been common to study the mass accretion rate as a function of age of the stars (e.g. Hartmann et al., 1998). Due to the comparatively small mass range and large samples of objects from clusters with well-defined ages, it is feasible to determine this relationship empirically for T Tauri stars. Several attempts to do so have been made for Herbig stars, and, indeed, it has been found that the mass accretion rate decreases with the stellar age (e.g. Fairlamb et al., 2015, Arun et al., 2019). However, one should be extremely careful in deriving conclusions from this result.

As can be seen from the isochrones in Fig. 6, the PMS evolution across the HR diagram is much faster for high mass stars than for low mass stars. As a result, a higher mass Herbig star inevitably has a younger age than a lower mass object. This in turn means that when investigating relationships of various parameters with “stellar age”, the age essentially acts as proxy for the stellar mass. Given that, as mentioned earlier, the higher mass Herbig stars have larger mass accretion rates, we can expect this effect to dominate any age-related correlations. In order to disentangle these effects, and study the mass accretion rate as a function of age, one needs to select a very narrow mass range to remove or minimize this effect.

Wichittanakom et al. (2020) struggled finding a statistical sample of stars within a mass range narrow enough to isolate the time dependence of the mass accretion rate. The best subsample (having a mass range $2\text{--}2.5 M_\odot$) hinted at a decrease, but with generous error bars, $\dot{M}_{acc} \propto \text{Age}^{-1.95 \pm 0.49}$. Improved mass determinations, which are still dominated by uncertainties in the parallax and extinction, and larger samples of Herbig stars are needed to make progress in this area.

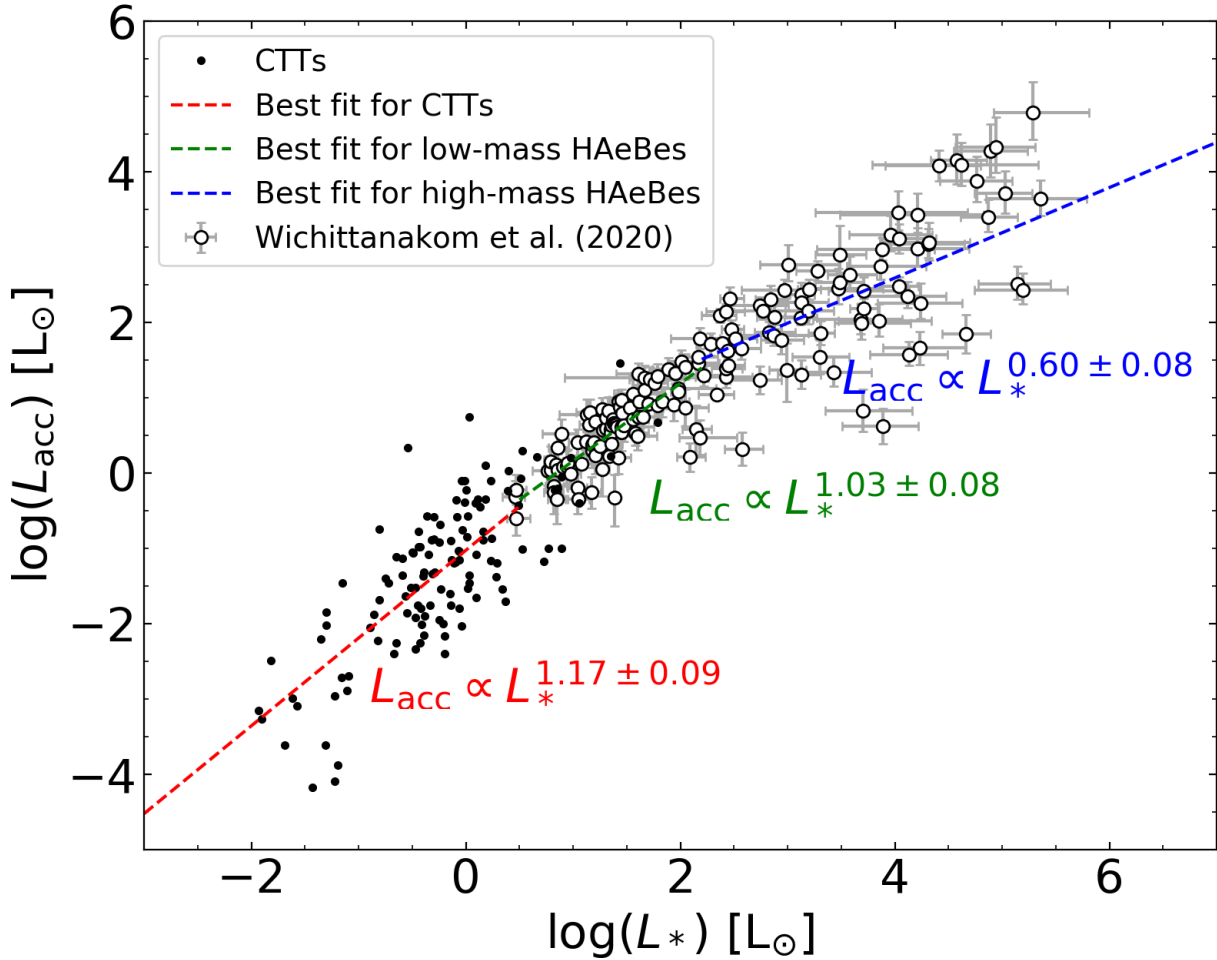


Fig. 7 Accretion luminosity versus stellar luminosity for 163 Herbig stars from Wichittanakom et al. (2020) and classical T Tauri stars from the literature. Note the similarity between T Tauri and Herbig Ae stars, while the Herbig Be stars behave differently. Figure based on Wichittanakom et al. (2020).

A second caveat to keep in mind is that Herbig stars are selected on the basis of possessing emission lines. Once these stars cease to accrete, it is very difficult to identify PMS stars in this mass range. Thus it is likely that as these stars age, the sample of PMS intermediate mass stars becomes less complete such that the Herbig stars represent the tip of a distribution of sources with long-lived accretion disks. If this is true, measurement of the time dependence of mass accretion from this biased sample is an upper limit. Next to the identification of non-accreting PMS intermediate mass stars, consideration of accretion rates of the direct progenitors of the Herbig stars, the IMTT stars, will help clarify our understanding on the time dependence of the stellar accretion rate.

Summary: Inferring the time dependence of the stellar accretion rate for Herbig stars is challenging because of the strong mass dependence of this relationship. For a narrow mass range ($2.0\text{--}2.5M_{\odot}$), the mass accretion rate scales as $t^{-1.95 \pm 0.49}$.

3.6 Accretion onto Herbig Be stars

The MA paradigm is shown not to work for the higher mass Herbig Be stars, while evidence has been presented that these massive objects accrete matter in a different manner than for T Tauri and Herbig Ae stars. The natural next question is how material is delivered to the massive Herbig Be stars. Understanding accretion onto Herbig Be stars and their formation also

addresses a wider issue. The intermediate mass Herbig stars connect the low mass T Tauri stars and the most massive stars whose formation is a topic of intense debate (Krumholz and Bonnell, 2009). Observational studies have not yet reached the same level of detail as for lower mass objects, as massive pre-Main Sequence stars are often optically invisible; due to their rapid collapse, they are still enshrouded by dust from their natal clouds (Zhang et al., 2018, Frost et al., 2019). The Herbig stars therefore may offer valuable insights into the formation of the most massive stars.

Regarding the disk-to-star accretion on Herbig Be stars, we should bear in mind a crucial piece of evidence provided by the linear spectropolarimetric studies. The data for the higher mass Herbig Be stars is remarkably similar to those of the classical Be stars, which are readily explained with disks that reach onto the stellar surface (e.g. Poeyckert and Marlborough, 1976, 1977).

Hence, it would appear that the Herbig Be stars accrete material from a disk that is in contact with the stellar photosphere. This situation is reminiscent of the so-called Boundary Layer (BL) accretion that is a natural consequence of a viscous circumstellar disk (Lynden-Bell and Pringle, 1974). The BL is a thin annulus close to the star in which matter slows down from its (Keplerian) rotation velocity to the slower stellar rotation. In this region, kinetic energy will be dissipated. This model considers how material is transferred from a Keplerian rotating disk to the, more slowly rotating, stellar surface. The region where the disk material slows down and releases its kinetic energy is the boundary layer.

The BL paradigm is being applied to many accreting astrophysical systems such as White Dwarfs and neutron stars in binary systems (e.g. Tylenda, 1977, Romanova et al., 2012). It had even been explored for T Tauri stars before the MA scenario prevailed (Bertout et al., 1988). Blondel and Djie (2006) applied this scenario to a sample of mainly later type Herbig stars. The models could mostly reproduce the UV emission and the authors derived accretion rates using this approach. The UV excess, and its associated effective temperature, can be controlled by the projected size of the BL on the sky, while the accretion luminosity depends on the amount of matter accreted. The BL model requires higher accretion rates than the MA model to reproduce similar accretion luminosities. This is because the kinetic energy from Keplerian rotating material is half that of the gravitational potential energy. We would expect, therefore, that - all other things, such as radiating area being equal - when applied to the higher mass Herbig stars, the BL derived accretion rates would need to be higher. This could well result in a steeper slope of the

$M_{acc} - M_*$ relation at the high end, yielding a universal accretion behaviour across the PMS mass range.

Although the BL accretion has been suggested to apply in the case of the more massive Herbig stars (e.g. Mendigutía et al., 2011a, Cauley and Johns-Krull, 2014), it has never been tested nor investigated in detail. The time is ripe for dedicated magneto-hydrodynamic models to be applied to the full Herbig star mass range to investigate the viability of the, surprisingly underinvestigated, BL model and provide predictions of the resulting covering factors and mass accretion rates to compare with observations.

Summary: The magnetospheric paradigm for inferring the accretion properties of Herbig Ae stars does not apply to their more massive counterparts. It is possible that these more massive stars accrete via a boundary layer, but more this has not yet been modeled in detail.

3.7 Probing the accretion regions

To directly observe the accretion region we need to reach as close to the stellar surface as possible. With the exception of the UV excess, we have thus far discussed indirect probes of the accretion. With regards to spatially resolved diagnostics, the smallest scales that can be probed directly are through milli-arcsecond optical and NIR interferometry of the $H\alpha$ and $Br\gamma$ lines. Over the years, such studies have been conducted using facilities such as the VLTI, aimed at the $Br\gamma$ line (Kraus et al., 2008, Mendigutía et al., 2015, Tambovtseva et al., 2016, Kreplin et al., 2018) and CHARA, whose observations target $H\alpha$ (Benisty et al., 2013, Perraut et al., 2016, Mendigutía et al., 2017).

The picture that has emerged essentially confirmed the original findings from a small sub-sample by Kraus et al. (2008); there is a diversity in line properties, emission region sizes and line origins. Perhaps most relevant to note here is that these milli-arcsecond resolution interferometric optical and NIR studies of the hydrogen line emission do not necessarily identify the line emitting regions of Herbig stars with the magnetospheric accretion channels.

For example Kraus et al. (2008), Mendigutía et al. (2015), Tambovtseva et al. (2016), Kreplin et al. (2018) and Mendigutía et al. (2017) report the line emission to be sometimes consistent with compact accretion channels and sometimes larger than that, making them more likely to be due to winds and outflows. When applying models to the data, it appears that, generally speaking, the line emission regions and properties are consistent with a disk-wind, and compatible with MHD driven winds (García López et al., 2015, Tambovtseva et al.,

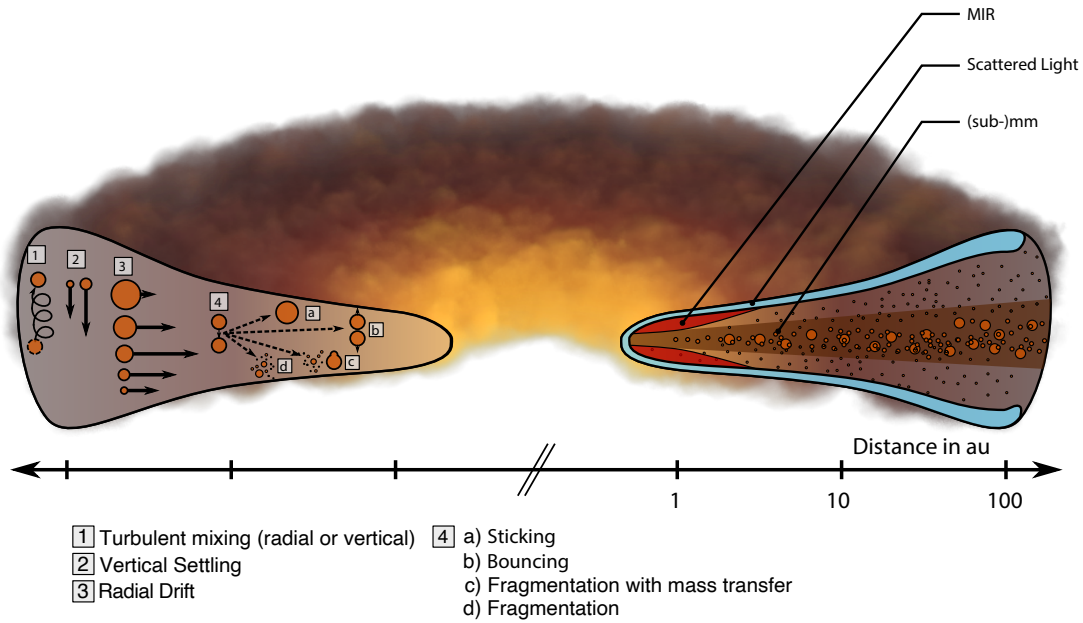


Fig. 8 Schematic of a disks around young star adapted from Testi et al. (2014). This schematic highlights the principal processes that drive the evolution of dust (left) and the regions of the disk probed by various wavelengths (right).

2016, Caratti o Garatti et al., 2015). Although the lines themselves may not probe the accretion itself, the natural question as to how the emission line strengths allow us to determine the accretion rates can be answered fairly straightforwardly. As outflows in young stars are accretion powered (e.g. Hartmann et al., 2016), a correlation between line luminosity and accretion luminosity may therefore not be surprising after all. Indeed, it also explains why we can use the line luminosities for accretion rate determinations, and explains the observation that the line luminosities do not vary at the same timescales or amplitudes as the UV excess (Mendigutía et al., 2013).

Summary: There is compelling evidence that Herbig stars with spectral types later than $\sim B7$ accrete magnetospherically, and their H I and other atomic emission lines scale with the accretion luminosity though the origin of this relationship remains uncertain. The accretion rates of Herbig stars with masses $\lesssim 4 M_{\odot}$ are $10^{-8} M_{\odot} \text{ yr}^{-1} \lesssim \dot{M} \lesssim 10^{-6} M_{\odot} \text{ yr}^{-1}$. The relationship between the stellar luminosity and the accretion luminosity is consistent $-2 \lesssim \log(L_{*}/L_{\odot}) \lesssim 2$. There is a break in this relationship for stars with higher luminosities (corresponding to $\sim 4 M_{\odot}$). A study comparing the accretion rate of IMTT stars to Herbig stars will clarify how the stellar accretion rate evolves over time.

4 DUST DISKS AROUND HERBIG STARS

Our understanding of the properties and evolution of disks around young stars has advanced dramatically over the last 20 years. For a review about the evolution of dust in disks, we point the reader to a chapter from *Protostars & Planets VI* by Testi et al. (2014) and the review by Andrews (2020). At the time of this writing, updated reviews are being prepared for *Protostars & Planets VII* and should be available in 2023. In Fig. 8, we present a schematic that highlights the dominant processes thought to drive the evolution of dust in disks. In this section, we will summarize the advances in our understanding of dust in Herbig disks, while gas will be discussed in Sect. 5.

That the SEDs of Herbig stars show an excess at infrared wavelengths was established in the early 1970's (e.g. Strom, 1972, and references therein). Both disks and envelopes - some with a cavity carved by an outflow - were invoked to explain this excess (e.g. Gillett and Stein, 1971, Strom et al., 1972, Hillenbrand et al., 1992, Berrilli et al., 1992, Hartmann et al., 1993, Mannings, 1994). Unfortunately, due to the low spatial resolution of the observations (typically $\sim 20''$ at millimeter wavelengths, corresponding to 3000 au at 150 pc), it was not possible to distinguish which of the proposed morphologies fitting the SED was the correct one.

The first spatially resolved observation of continuum emission around a Herbig star was obtained by Mannings and Sargent (1997) using mm interferometry with the Owens Radio Valley Telescope (OVRO); they found extended emission up to 110 au for HD 163296, using beam sizes of 4-5". These authors also detected Keplerian velocities of the CO gas, providing the first observational confirmation of a disk around a Herbig star (see Sect. 5). The Hubble Space Telescope provided the first resolved scattered light images of Herbig disks (e.g., Weinberger et al., 1999, Grady et al., 1999), and in the last years, high contrast imagery with 8m class telescopes provide even greater detail of dust structures in the disk (e.g. Garufi et al., 2017a). With the availability of the ALMA, disk emission can now routinely be spatially resolved for many Herbig stars thanks to the dramatically improved spatial resolution: typically 0.05-0.1" (7-15 au at a distance of 150 pc; Andrews et al. 2018a).

Before we look more into the detailed properties of the dust disks around Herbig stars, it is worth to consider the differences that are related to the spectral type of the central star.

4.1 Herbig Be and Herbig Ae disks

Due to their rapid evolution towards the ZAMS, Herbig Be stars are typically surrounded by the cloud material from which they were formed, and this cold envelope will contribute to their continuum emission at longer wavelengths. For instance, a significant fraction of the Polycyclic Aromatic Hydrocarbon (PAH) emission is thought to originate from the surrounding envelope, instead of from the disk, as is the case in Herbig Ae stars (Boersma et al., 2009, Verhoeff et al., 2012).

Herbig Be stars have a much stronger UV radiation field than the cooler Herbig Ae stars: from 3450 L_{\odot} for a B2V, 50 L_{\odot} for a B8V and 7 L_{\odot} for an A0V type star (Jiménez-Donaire et al., 2017). This translates to important observational differences, mainly in terms of gas emission lines (see Sect. 5.7) and disk properties. Alonso-Albi et al. (2009) compared the mm emission of Herbig Ae stars to Herbig Be stars, and found that, in general, the flux of the Herbig Be stars is 5-10 times lower, pointing to smaller disk masses. This can be attributed to photo-evaporation of the outer disk by UV photons on short timescales ($\sim 10^5$ yr; Gorti et al., 2009). This is further supported by mid-infrared (MIR) observations, showing that the disks around Herbig Be stars are typically vertically flatter and smaller in size than those around Herbig Ae stars (Verhoeff et al., 2012).

Furthermore, Vioque et al. (2018) derived the excess in the NIR (1.24-3.4 μm) and MIR (3.4-22 μm) for a large sample of Herbig stars. They found that the total infrared excess for objects more massive than 7 M_{\odot} is typically smaller than that of the lower mass objects. This again points to important differences in disk properties depending on the stellar mass, and hence the stellar radiation field, although external evaporation due to nearby massive stars cannot be excluded.

Another important difference between Herbig Ae and Herbig Be stars is the typical distance to the objects. Herbig Be stars are typically located at $d \geq 1000$ pc, while the best studied Herbig Ae stars are at distances of 100-200 pc, implying that the spatial resolution that can be achieved will differ by a factor of 5-10.

Due to the complications caused by the presence of envelope emission, in combination with the low spatial resolution when observing Herbig Be stars, we will now concentrate on the cooler Herbig Ae stars, thereby including objects from spectral type B9.5 up to \sim F5.

Summary: Herbig Be stars evolve toward the main sequence much faster than Herbig Ae stars, thus they tend to still be enshrouded in remnant cloud material. The NIR, MIR, and mm emission of Herbig Be stars is substantially lower than that of Herbig Ae stars. The faster disk dissipation timescale of Herbig Be stars is likely due to their higher UV luminosity and thus faster photoevaporation of the disk.

4.2 Early disk models: SED classification into group I and II

One of the first efforts to classify the SED of young stars were provided by Lada and Wilking (1984) and Lada (1987). These authors divided the SEDs of young stars into three classes, based on the slope of the SED between 2 μm and 25 μm given by,

$$a = \frac{d \log(\lambda F_{\lambda})}{d \log(\lambda)}. \quad (3)$$

Objects whose SED had a slope $0 \leq a \lesssim 3$ were labeled Class I. Similarly, objects with $-2 \lesssim a \lesssim 0$ were labeled Class II, and objects with $-3 \lesssim a \lesssim -2$ were labeled Class III. Eventually this classification scheme was expanded to include Class 0 objects that were only detected at $\lambda \gtrsim 10\mu\text{m}$ (Andre et al., 1993). Most of the objects discussed in this review belong to class II.

The earliest disk models of Herbig stars required extremely high accretion rates ($> 10^{-6} M_{\odot}/\text{yr}$) and large optically thin inner holes to fit the SED near 3 μm (Hillenbrand et al., 1992). However, Hartmann et al. (1993) pointed out that, at the accretion rates necessary to fit

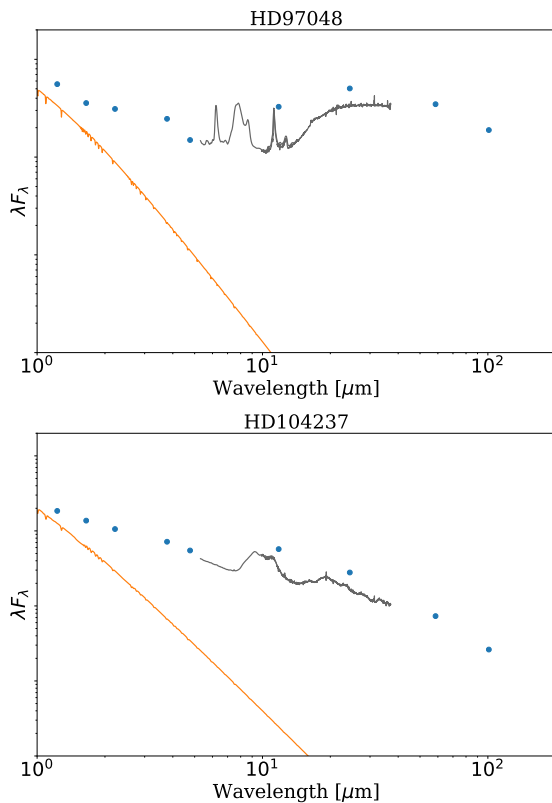


Fig. 9 IR SED of a group I (top) and a group II star (bottom). Blue dots: photometry, grey line: Spitzer IRS spectrum, orange line: Kurucz atmosphere model. After Pascual et al. (2016).

the observed 3 μm excess, the inner region of the disk would be optically thick and thus emit too much radiation at short wavelengths to agree with the observations. Instead, they suggest that most Herbig stars do not harbor disks but envelopes. However, as noted above, mm interferometry and scattered light imagery established the presence of disks around Herbig stars just a few years later.

Chiang and Goldreich (1997) modelled the excess emission observed in the SEDs of the lower-mass T Tauri stars with passive disks in hydrostatic radiative equilibrium. In those disks, the surface density goes as $\Sigma(r) \propto r^{-3/2}$. They distinguished between flat and flared disks: in a flat disk, the opening angle of the disk is constant, while in a flared disk it increases with distance. The optically thick disk is surrounded by an optically thin layer, the disk surface, that is directly heated by the star, and where the temperature is higher than that of the midplane. This surface layer will also heat the interior of the disk. Such 2-layered models can also be used for Herbig disks, with some modifications, as will be discussed in Sect.4.3.

For a sample of 45 Herbig stars, the SED could be well-characterised in the infrared thanks to observations with IRAS (Malfait et al., 1998). These authors proposed an evolutionary sequence where the initially continuous disk would evolve into a disk with a gap (a pre-transitional disk), after which the NIR excess would disappear (a transition disk), and finally a gas-poor debris disk would remain. A few years later, Meeus et al. (2001) proposed a classification scheme based upon the shape of the IR SED³: Meeus group I (GI) objects have an SED where the continuum of the IR to sub-mm region can be reconstructed by the sum of a power-law and a black body, while Meeus group II (GII) objects have an SED where the continuum can be reconstructed by a power-law alone (see Fig. 9). Possible locations for these components are an optically thick, geometrically thin disk (power-law component) and an optically thin flared region (black body).

To facilitate the observational classification into GI and GII, van Boekel et al. (2005) introduced a criterion based on the NIR to total IR luminosity ratios and the IRAS 12–60 μm color: GI sources have $L_{\text{NIR}}/L_{\text{IR}} \leq (m_{12} - m_{60}) + 1.5$, while GII sources have $L_{\text{NIR}}/L_{\text{IR}} > (m_{12} - m_{60}) + 1.5$. A more recent (and equivalent) criterion, based on an IR flux ratio that is easier to use was proposed by Khalafinejad et al. (2016): sources with flux ratio $F_{30\mu\text{m}}/F_{13.5\mu\text{m}} < 2.1$ are GII, while those with a larger ratio belong to GI.

Summary: The disk of Herbig stars can be classified based upon the shape of their SED: to fit their excess, GI disks need a power-law + black body component, while GII disks only need a power-law. Criteria based on infrared photometry can be used to classify the disks.

4.3 Improvements to the early disk models

For a long time, the structure of the disk remained a topic of debate due to the lack of spatial resolution, with both models of accretion disks with an optically thin hole and spherically symmetric envelopes matching the observed SEDs. However, Tuthill et al. (2001) were the first to spatially resolve the inner disk of a Herbig star, LkH α 101, using interferometric data of Keck in the H and K band. They found a central cavity that was much larger (up to 10 times) than previously assumed from theoretical accretion disk models, and connected

³ This classification scheme should not be confused with the one proposed by Hillenbrand et al. (1992) where group I sources have an infrared excess that scales as $\lambda^{-4/3}$ longward of 2 μm , group II sources have an SED with a positive slope in the infrared, and group III sources have a minimal infrared excess.

the location of the hot inner disk edge with the radius at which dust grains sublimate due to the stellar irradiation.

Disk models that could properly account for the NIR structure of the SED were developed by Natta et al. (2001). They proposed a model where the material inside the dust evaporation radius is optically thin gas and introduced the concept of a hot puffed-up inner wall of optically thick dust grains at the dust evaporation radius that could explain the NIR excess. Dullemond et al. (2001) gave an expression for the black body temperature of the rim,

$$T_{\text{rim}} = \left(\frac{L_*}{4\pi R_{\text{rim}}^2 \sigma} \right)^{1/4} \left(1 + \frac{H_{\text{rim}}}{R_{\text{rim}}} \right)^{1/4} \quad (4)$$

They further developed this idea with a semi-analytical model in which the hot puffed-up inner wall casts a shadow, obscuring parts of the flared disk. In some stars, even the entire disk might be shadowed.

Following this work, Dominik et al. (2003) modelled the observations with a disk model in hydrostatic equilibrium where the GI sources were modelled with a disk with varying surface densities, for some stars even increasing with radius. In this case most of the material is located in the outer regions of the disk, while the inner region is depleted. The GII sources, on the other hand, could more easily be modelled with a compact disk and/or a flattened outer region. However, the presence of the silicate feature in GII disks indicates that at least a small part of the disk intercepts stellar radiation (Dominik et al., 2003).

Dullemond and Dominik (2004a) used 2-D radiative transfer to model GI and GII disks and found that disks with a higher optical depth are flaring, while disks with a lower optical depth become self-shadowed. Building on this work, Dullemond and Dominik (2004b) showed that the growth and subsequent settling of dust grains towards the midplane could enhance self-shadowing.

This work provided a successful framework for interpreting the SEDs of Herbig stars in the evolutionary scheme proposed by Malfait et al. (1998) that is intuitively compelling. Qualitatively the idea is that disks start out in a flared geometry (with envelopes). As small grains agglomerate to form larger grains, they settle toward the midplane resulting in flat, shadowed disks. However, more recent work has challenged this picture, as we will discuss in the following section.

Summary: The disks around Herbig stars can be described with an optically thick midplane surrounded by an optically thin surface layer. The inner disk edge is puffed-up, and the innermost region is depleted in dust. GI sources emit stronger in the far-IR than GII sources.

4.4 Group I: disks with a cavity, Group II: self-shadowed disks

The paradigm of GI and GII being understood as an evolutionary sequence from young flared disks to settled flat disks stood for more than a decade until it was challenged by mid-IR spatially resolved studies. Honda et al. (2012, 2015) and Maaskant et al. (2013) used MIR observations to conclude that several GI sources have large gaps in their disks, more specifically, a dust-depleted region between the inner and outer disk. Disks with gaps are called pre-transitional disks, based on the assumption that as such disks further evolve and the inner disk dissipates, the SED would lack a near-IR excess (and become a transitional disk, see Sect. 4.8). These authors suggested that GI disks could in fact be more evolved than GII disks, and proposed two distinct evolutionary pathways for disks.

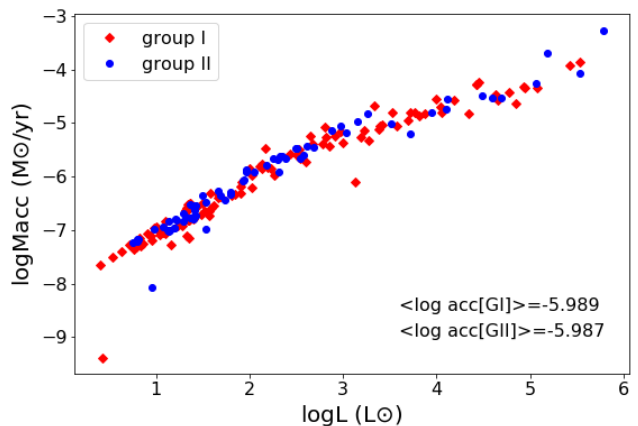


Fig. 10 Accretion rates for group I and II Herbig stars, based on the HArchBe catalogue (Guzmán-Díaz et al., 2021).

When comparing the accretion rate (determined from a variety of accretion tracers) in function of the stellar luminosity, no difference between GI and GII sources is observed (see Fig. 10). A similar behavior was found by Grant et al. (2022) who compared the accretion rate, derived from the Br γ line, for Group I and Group II sources and found a similar distribution, indicating that the accretion properties of the star is largely independent of the dust geometry.

In Table 2, we summarize the main differences observed between GI and GII objects: selection criteria based on IR colors and fluxes, the mm flux scaled to a distance of 140 pc (‘mm flux’), the slope α_{mm} measured in the mm regions (‘mm slope’), the extent of the dust continuum as observed at mm wavelengths (‘mm disk size’), the gap size in the mm dust continuum (‘gap

Diagnostic	Group I	Group II
$L_{\text{NIR}}/L_{\text{IR}} - 1.5$	$\leq m_{12} - m_{60}$	$> m_{12} - m_{60}$
$F_{30\mu\text{m}}/F_{13.5\mu\text{m}}$	> 2.2	< 2.2
$\langle \text{mm flux} \rangle$	750 mJy	220 mJy
$\langle \text{mm slope} \rangle$	-3.41	-3.05
mm disk size	40-250 au	< 150 au
mm gap size	large, 5-140 au	small, < 5 au
mm structure	cavity, rings	barely resolved
scattered light	100-600 au	elusive, < 100 au
scattered light structure	cavity, rings, spirals	barely resolved
CO disk size	100-650 au	80-200 au
CO inner radius	5-18 au	3 au
CO transition	J=36-35	J=13-12
silicate feature	sometimes absent	typically present
PAHs	strong features	weak/absent

Table 2 Main observed differences between group I and II disks. References: mm disk size: Stapper et al. (2022); mm flux at 140pc, calculated from Stapper et al. (2022), mm slope: Pascual et al. (2016); scattered light, gap size, disk structure: Garufi et al. (2017b) and references therein; CO disk size: Taun, MSc 2020; CO inner radius: Banzatti et al. (2018); highest CO level detected: Meeus et al. (2012), van der Wiel et al. (2014); silicate feature: Juhász et al. (2010); PAHs: Acke et al. (2010).

size'), the disk substructure observed in mm continuum, the extent of the small dust grains ('scattered light'), the appearance of the disk in scattered light, the extent of the disk seen in CO emission ('CO disk size'), the inner radius where CO ro-vib lines are detected ('CO inner radius'), the emission transition from the highest rotational level in the ground vibrational state of CO observed ('CO transition'), the 10 μm silicate feature and finally the PAH strength.

Recently, Banzatti et al. (2018) noted a dichotomy in the NIR excess of group I sources: it is either low ($< 10\%$) or high ($> 25\%$), while the group II sources have intermediate values. Furthermore, they found a connection between the strength of the NIR excess and the radius at which CO emission is detected: sources with a low NIR excess have CO emission starting at larger radii indicating that the inner regions are more depleted in these sources. We depict the morphologies of those 3 different disk types in Fig. 11. In a recent paper, Garufi et al. (2022) studied GII disks in scattered light. They found an anti-correlation between the disk brightness in scattered light and the NIR excess, supporting the scenario where the inner wall casts a shadow on the disk behind it, as was proposed earlier by Dullemond and Dominik (2004a).

Summary: GI disks have a large cavity, depleted in dust, that can explain the observed differences in flaring. GII disks, on the other hand, have either no cavity or a very small one and are self-shadowed, so they are fainter both at FIR wavelengths and in scattered light.

4.5 Dust properties in Herbig disks

The disk material from which planets eventually form originates in the interstellar medium (ISM). There, dust particles are either oxygen- (mainly silicates) or carbon-rich (mainly Polycyclic Aromatic Hydrocarbons - PAHs). Silicates can be divided into olivines ($\text{Mg}_{2x}\text{Fe}_{2-2x}\text{SiO}_4$) and pyroxenes ($\text{Mg}_x\text{Fe}_{1-x}\text{SiO}_3$). In the ISM, silicates are small ($< 0.1 \mu\text{m}$) and amorphous, with a crystalline mass fraction $< 2.2\%$ (Kemper et al., 2004), so that the detection of larger and/or crystalline silicates in Herbig disks would indicate dust processing. Dust grains can grow when the density is high and the collision velocity low enough (e.g. Windmark et al., 2012). Crystallization of grains can occur either through thermal annealing of amorphous dust or condensation from the gas phase, both of which occur at high temperatures ($T > 1000 \text{ K}$; Fabian et al., 2000). Our knowledge about dust in protoplanetary disks is limited by the fact that the bulk of the mass resides in the (partially) optically thick mid-plane, and that the emitting surface per unit mass decreases as grains grow. However, there are 3 portions of the dust population that can be observed through different methods:

- 1) submicron-sized dust grains in the disksurface scatter optical and near-IR light;
- 2) micron-sized dust grains, also located in the disksurface, emit thermally in the mid-IR when at the right temperature ($T \lesssim \text{few hundreds of K}$), hence at a certain distance from the star. It is here that we can identify their main solid-state features;
- 3) mm-sized dust grains, located near the midplane at larger distances from the star, with $T \lesssim \text{few tens of K}$, will emit thermally in the mm range, where the optical depth is lower.

We will now look at each of these methods and discuss the main results derived from them, with a focus on what we have learned from IR spectroscopy, revealing the properties of the dust grains.

4.5.1 Scattering by micron-sized dust grains

Small grains or aggregates located in the surface layer of the disk can be traced through the light they scatter. If the disk is inclined, it is possible to measure the scattering efficiency at different angles (the phase function) of the dust grains. The more inclined the disk is, the larger the phase angle range that can be observed (see Fig. 2 in Benisty et al. 2022). However, Stolker et al. (2016) showed that it is important to take the flaring of the disk into account when deriving the phase function and interpreting the scattered light images, due to projection effects in the image plane. Several dust prop-

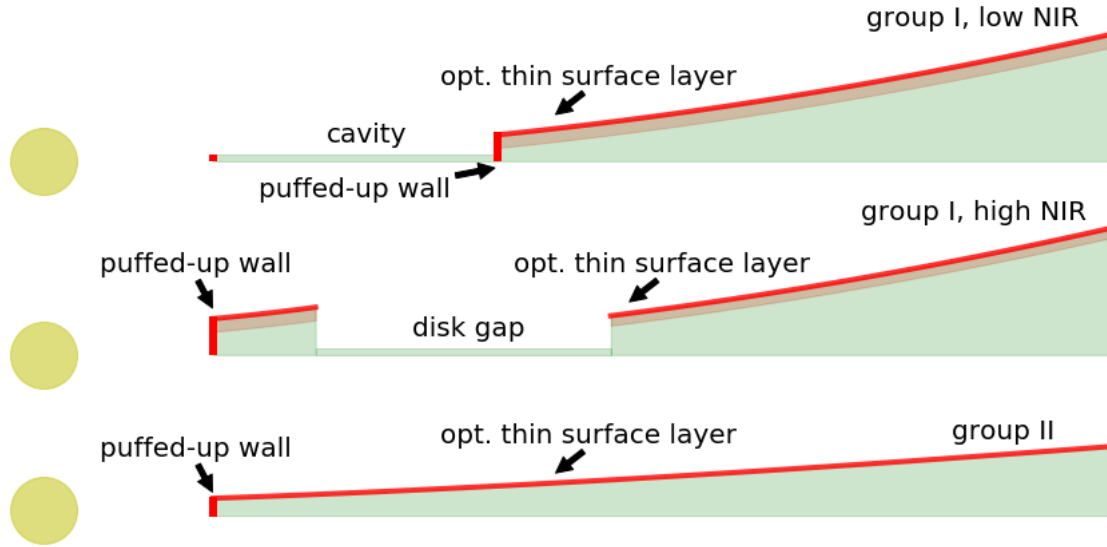


Fig. 11 The different disk structures proposed by Banzatti et al. (2018) for Herbig disks. Top: A schematic of a disk with an inner cavity and a flared outer disk. This geometry results in a GI SED with little to no excess NIR emission. Middle: A schematic of a disk with a gap that separates the inner and outer disk. This geometry also results in a GI SED, however, there is a substantial excess NIR emission. Bottom: A schematic of a continuous disk. This geometry results in a GII SED. Figure based on Bosman et al. (2019).

erties can be derived from the degree and intensity of polarization of the scattered light, as well as from the way these depend on the scattering angle.

The phase function of a dust grain depends mainly on its size (but also on its shape, structure, and refractive index), with smaller dust grains ($a < \lambda_{\text{obs}}$) having a more isotropic phase function, while the polarization by larger dust grains ($a > \lambda_{\text{obs}}$) tends to peak towards small angles (0° , or forward scattering). Therefore, when comparing the ratio of forward and backward (180°) scattering intensity, the size of the aggregates can be estimated (e.g. Tazaki et al., 2019). Furthermore, for larger aggregates, the amount of polarization is related to the porosity of the material. Also the color of the aggregates can further reveal the porosity of the dust (Mulders et al., 2013). In Herbig stars, polarized phase functions of both small and large aggregates have been observed in several objects (e.g. Stolker et al., 2016, Ginski et al., 2016). However, as these observations are very time consuming, due to the sensitivity and spatial resolution required, more progress in this field is expected to be made in the future (see also Benisty et al., 2022).

4.5.2 Thermal emission of warm small dust grains

The largest advances so far in deriving detailed dust properties was done based on infrared spectroscopy.

By comparing optical constants obtained in the lab, the dust responsible for the observed spectral features can be characterised in terms of its composition, degree of crystallisation, and grain size (e.g. Henning and Meeus, 2011). Ground-based observations of silicates have mainly concentrated on the $10 \mu\text{m}$ window, where both amorphous and crystalline silicates can have strong features. However, for a more detailed study, space based observatories were necessary to obtain more sensitive and longer wavelength data.

Observations with ISO were crucial to make a first inventory of the IR spectral features in Herbig disks. A key result was the discovery of crystalline silicate features in the spectrum of HD 100546, reminiscent of features found in the Solar System comet Hale-Bopp (see Fig 12; Malfait et al., 1998). Furthermore, a study of 14 Herbig stars showed a wide variety in dust properties: from unprocessed silicates (mainly amorphous and small as in the ISM) to highly processed silicates (crystalline and large); with no relation to any of their stellar parameters (Bouwman et al., 2001). Surprisingly, several GI sources do not show silicate emission, even though their SEDs were similar to other GI sources that did. This can be attributed to either a lack of warm and/or small silicates, what can be modelled by 1) removing the small grains and 2) increasing the height of the inner wall (Meeus et al., 2002, Dominik et al., 2003).

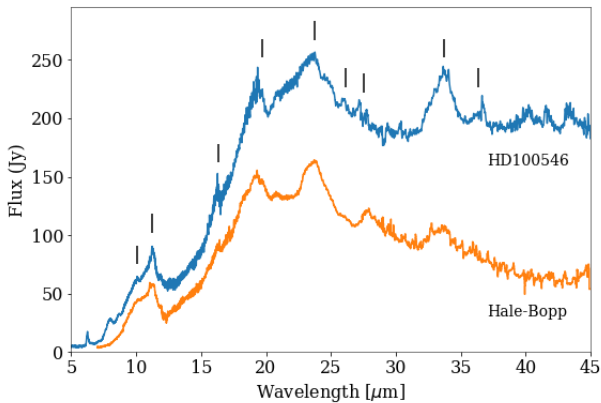


Fig. 12 The spectra of Herbig star HD 100546 and Solar System comet Hale-Bopp. With the vertical marks the positions of forsterite features are indicated. Figure based on Malfait et al. (1998).

However, both model options cannot explain the observations. Therefore, Dominik et al. (2003) speculated that the absence of the silicate feature could be caused by a gap, removing those dust grains in the temperature range (~ 200 -400 K) needed to emit in the MIR. Indeed, a decade later Maaskant et al. (2013) showed with spatially resolved mid-IR observations that the absence of the $10\ \mu\text{m}$ silicate feature in GI disks can be explained by certain gaps in the disk.

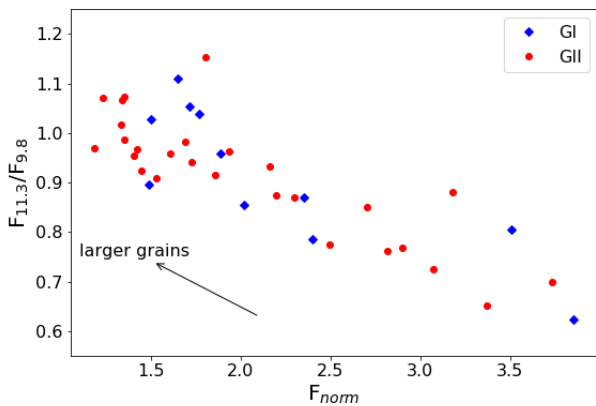


Fig. 13 The $11.3/9.8\ \mu\text{m}$ ratio versus the peak to continuum ratio of the $10\ \mu\text{m}$ silicate feature for GI and GII sources, $F_{\text{norm}} = 1 + (F_{\text{obs}} - F_{\text{cont}})/F_{\text{cont}}$. After Juhász et al. (2010).

To study the grain size, van Boekel et al. (2003) introduced an intuitive method, based on the change in strength and shape of the $10\ \mu\text{m}$ silicate feature as grains grow: comparison of the $11.3/9.8\ \mu\text{m}$ ratio of the silicate feature to its peak-to-continuum ratio. They showed that the observed band strength and shape are

correlated, so that a weaker feature provides evidence for larger grains in the inner surface layers and cannot be attributed to a mere contrast effect. This method indicates that there is no difference between GI disks and GII disks in terms of silicate grain growth (see Fig. 13). Studies of large samples with higher S/N spectra (taken with Spitzer) that were fit with a two-layer temperature distribution model confirm a variety of dust properties (dominated by amorphous olivines; Juhász et al. 2010). These authors found that the crystallinity fraction of small dust grains in disks around Herbig stars ranged from 1% to 30 % and did not correlate with stellar or other disk properties.

The wavelength and band shape of the $69\ \mu\text{m}$ feature emitted by forsterite at temperatures below 300 K are very sensitive tracers of the Fe content and temperature of the grains. This feature became accessible with Herschel/PACS (e.g. Sturm et al., 2010, Maaskant et al., 2015). The analysis of 7 Herbig stars showed that most of the forsterite grains responsible for the $69\ \mu\text{m}$ band have rather high temperatures of 100-200 K, and that the Fe content is less than 2% (Sturm et al., 2013).

It is important to keep in mind that the emission features seen in the IR spectra trace dust grains that are in the optically thin surface layer of the disk, while the bulk of the mass resides in the disk mid-plane. Also, those grains need to be at the right radial distance in order to be warm enough to emit at IR wavelengths (Kessler-Silacci et al., 2007). It is, therefore, uncertain how representative these dust grains are of the bulk of the disk. This will naturally depend on the amount of (vertical) turbulence in the disk, and the dynamical coupling between the gas and dust grains, which also depends on the grain size.

4.5.3 Spatial distribution of silicates in disks

The spatial distribution of silicates (in particular the crystalline silicates) can be measured with MIR interferometry, and indirectly in spatially unresolved spectra that cover a wide wavelength range and hence temperature range of the emitting dust. The *MID-infrared Interferometer* at the VLTI (Leinert et al., 2003) was the first instrument that provided the angular resolution necessary to spatially resolve the silicate emission. It was shown that the abundance of crystalline silicates increases in the inner few au of Herbig disks (see Fig. 14; van Boekel et al., 2004). Subsequent studies confirmed this result for other Herbig stars (e.g. Menu et al., 2015) and T Tauri stars (Varga et al., 2018).

While more indirect, Juhász et al. (2010) used the wide wavelength range (5 - $38\ \mu\text{m}$) of Spitzer/IRS to infer the radial distribution of the crystalline silicates

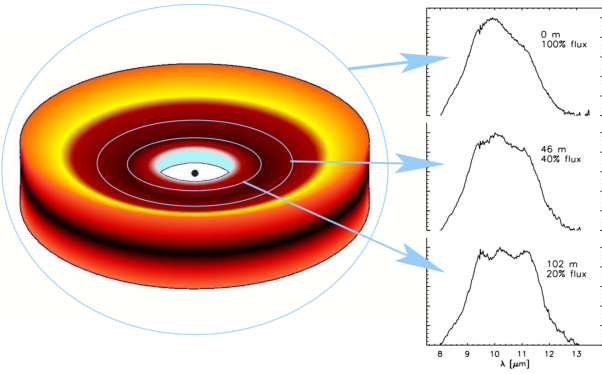


Fig. 14 The 10 μm spectra of HD 144432 taken with 3 different baselines, covering different radial distances in the disk. The dust in the innermost region is clearly more processed than that of the entire disk. Figure from van Boekel et al. (2006).

in the disk. They split the spectra in 2 parts representing the warmer material in the inner disk and the colder material in the outer disk. They found forsterite at a wide range of radial distances, including regions far below the annealing temperature of silicates, suggesting they were formed through eruptive processes. In contrast, enstatite was preferentially (but not exclusively) found in the inner disk, so that the enstatite-to-forsterite mass ratio declines with distance from the star. For a discussion on possible formation scenarios, we refer to Juhász et al. (2010).

The abundance of forsterite can be locally enhanced under certain conditions. This is the case in HD 100546, a GI Herbig star with a bright disk wall at 13 au. Mulders et al. (2011) found that most of the forsterite emission originates from the inner wall (at 13-20 au), with a dust temperature of 150 to 200 K. While there is a high forsterite abundance (40-60%) in the wall, the observations are consistent with the absence of forsterite in the outer disk. Thus an observed strong feature does not necessarily mean a high average abundance in the disk, but can reflect a locally enhanced abundance in small crystalline silicate grains. Such local enhancements may be related to planet formation. Indeed, in the case of HD 100546, several planetary candidates have been proposed (see Sect. 6). If present, such a massive planet may stir up a local population of larger bodies or pebbles in the exposed inner regions of the outer disk, and/or cause shocks that produce crystalline silicates. Hence, a direct relation between the planet formation process and the occurrence of crystalline silicates could explain the observed global lack of correlations with stellar or disk parameters.

4.5.4 Thermal emission of cold large dust grains: grain size and disk mass

The thermal emission of mm-sized dust grains located closer to the mid-plane of the disk is expected to be optically thin at a distance $> 5\text{-}10$ au. As their mm emission is in the Rayleigh-Jeans (R-J) limit, their flux is proportional to the dust opacity: $F_\nu \propto \kappa_\nu \nu^2$. Unfortunately, the optical properties of the dust are not known a priori. However, at mm wavelengths, κ_ν can be approximated by ν^β , with β the dust opacity index, such that: $F_\nu \propto \nu^{2+\beta}$. The dust opacity index β is dependent on the dust properties, with dust grain size thought to be the most important - besides composition, shape and porosity. In the ISM, the value of β is typically 1.7-2.0, and declines as the grains grow. Therefore, the observed spectral index, α , of the SED ($F_\nu \propto \nu^\alpha$) can be used as a proxy for grain growth deeper in the disk, assuming optically thin emission in the R-J limit, so that $\alpha = \beta + 2$.

Acke et al. (2004) found that β was lower for GII disks than for GI disks, suggesting enhanced grain growth in GII disks (see also Pascual et al. 2016). However, these observations provide the radial average of β , while a radial dependency of the spectral indices was found in several disks (e.g. HD 163296 (Guidi et al., 2016), HD 141569A (White and Boley, 2018), and HD 100546 (Miley et al., 2019)), with a lower spectral index in the inner regions than the outer regions, pointing to enhanced grain growth in the inner disk.

Pinilla et al. (2014) found that β is higher in sources with dust-depleted cavities (where grain growth is not favorable), and showed that β can even be related to the cavity size. Therefore, the radially integrated value of β can provide a misleading measure of the overall grain growth throughout the disk. Furthermore, Woitke et al. (2019a) showed that while β is thought to be dominated by the size of the grains, variation in the composition of the grains can lead to deviations in β ranging from $\sim 0.2 - 0.7$ in the warm Herbig disks while cooler disks - such as around TTS - have even larger deviations.

The dust disk mass can be estimated from the observed flux at mm wavelengths, assuming that the emission is optically thin and that the dust opacity and temperature are known (e.g., Beckwith et al., 1990, Henning et al., 1994):

$$M_{\text{dust}} = \frac{c^2 d^2 F_\nu}{2\nu^2 k < T_{\text{dust}} > \kappa_\nu^{\text{abs}}} \quad (5)$$

with c the speed of light, d the distance, F_ν the flux, ν the frequency, k the Boltzmann constant, $< T_{\text{dust}} >$ the mass-averaged dust temperature and κ_ν^{abs} the absorption coefficient per unit dust mass (cm^2g^{-1}). Pascual

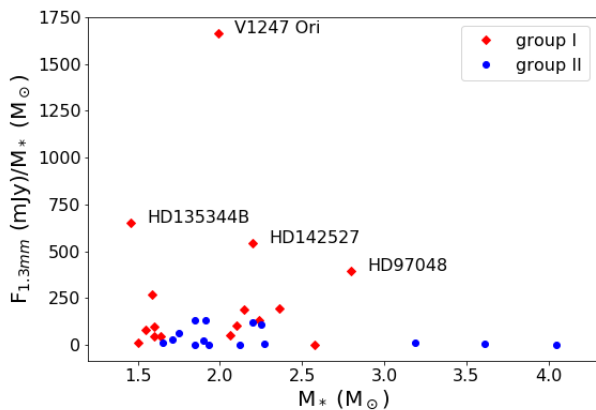


Fig. 15 The 1.3mm flux, scaled to 140pc and divided by M_* versus M_* , a proxy for M_{dust}/M_* , for stars with $d < 500\text{pc}$. The largest fluxes are seen in GI sources, but many GI sources have similar values as GII. Based on data from Stapper et al. (2022).

et al. (2016) found that, on average, GI sources have larger mm luminosities than GII sources; a similar result was found by Stapper et al. (2022); see Fig. 15. Assuming that the temperature and dust opacity is the same in every disk, this would imply that GI disks have larger dust masses than GII disks. However, there is evidence that the disk temperatures and dust opacity of GI and GII sources are not the same (Woitke et al., 2019a); also, the size of the largest dust grains that we can trace is similar to the longest wavelength we observe, thus large rocks etc. remain unaccounted for.

Woitke et al. (2019a) compared dust masses derived with 3 different methods: 1) the classical way, with a fixed dust opacity and dust temperature, 2) the classical way but with dust opacities and temperatures derived from SED modelling, and 3) dust mass directly derived from SED modelling. They point out that, 1) typically, the dust opacities are larger than the ‘canonical value of $3.5\text{ cm}^2\text{g}^{-1}$, so that the actual dust masses are lower; 2) not all disks are optically thin at (sub)mm wavelengths; 3) the dust temperature can be higher in the case of a small disk, or lower in the case of an extended disk, leading to actual lower/higher dust masses for smaller/larger disk than when derived in the classical way. However, when comparing the results from method 1) and 3), Woitke et al. (2019a) found that these effects tend to cancel out, so that only an uncertainty of 0.5 dex in dust mass remains. Additionally, as we will discuss in Sect. 5.1, the gas to dust ratio in disks is poorly constrained. While the use of the mm luminosity to estimate the disk mass is convenient, the poor characterization of the required parameters suggests that this approach should be taken with some caution.

Summary: Evidence for dust processing in terms of crystallization and grain growth has been found in the IR spectra of Herbig disks, but no connection between the amount of the dust processing and stellar or disk properties was found. However, the dust grains observed in the MIR represent only a small fraction of the dust present in the disk.

The absence of the $10\text{ }\mu\text{m}$ silicate feature in GI disks can be explained by dust cavities at a distance where dust grains would obtain a temperature of 200-400K.

The decrease in enstatite/forsterite ratio with distance from the star suggests that (long-lasting) eruptive processes are the dominant source of cold forsterite in the outer disk regions. On the other hand, the low Fe content observed in the $69\text{ }\mu\text{m}$ forsterite feature is consistent with silicate formation in chemical equilibrium at high temperatures. More detailed modeling of crystallization processes, taking into account radial transport, shock heating, and stellar eruptions is clearly needed.

Under the (somewhat simplistic) assumption that the Herbig disks have similar temperatures and dust opacities, GI disks have, on average, larger dust masses than GII disks, as derived from their mm fluxes assuming optically thin emission. However, when ignoring radial variations of β , GI disks have, on average, higher β values than GII, pointing to smaller grains, thus resulting in stronger emission for a similar mass. In addition, different dust compositions will result in different values of β . It is clear that, when deriving and comparing dust disk masses, more attention needs to be paid to dust opacities and temperatures.

4.6 PAHs in Herbig disks

While silicates are oxygen-rich materials, Polycyclic Aromatic Hydrocarbons (PAHs) are carbon-rich. They are actually large molecules rather than dust particles, so they are suspended in the disk atmosphere. Since PAHs emit by reprocessing UV photons, they trace the surface of the disk exposed to the radiation field of the star, and can thus be detected at larger distances from the star than silicates, which are thermally excited.

Meeus et al. (2001) found that in GII sources, PAHs are absent or weak, while GI sources show stronger PAH emission features. This result was confirmed by Acke et al. (2010) for a sample of 53 Herbig Ae stars: the PAH-to-stellar luminosity ratio is higher in targets with a flared disk (GI). The observation that the PAH luminosity is stronger in GI than in GII disks, for a given stellar temperature, can be related to a larger amount of PAHs that are exposed to UV photons. Indeed, when a

gap opens in the disk, a larger part of the disk is exposed to stellar photons that warm the disk and thus increase the flaring. The few GII sources where PAHs were detected (e.g. HD 142666, Meeus et al., 2001) might have small gaps (Menu et al., 2015). Alternatively, for some sources the gas in the disk could be flared, even when the dust has settled (Acke et al., 2010).

The variations seen in the positions of the features are mainly due to chemical differences of the PAHs induced by the stellar UV field (Acke et al., 2010): the C-C bonds at 6.2 and 7.8 μm shift to longer wavelengths with decreasing stellar effective temperature and is a measure for the aliphatic/aromatic content ratio of the hydrocarbon mixture. Furthermore, Maaskant et al. (2014) found that the ionization state of the PAHs (that can be deduced from the $I_{6.2}/I_{11.3}$ band ratio) critically depends on the optical thickness of the disk, with a higher ionization fraction in optically thinner disks. These authors also propose that PAHs are not only located in the disk surface as is generally assumed, but that they are also present in the more optically thin disk gaps.

Summary: PAHs trace the disk surface out to large distances. Their emission is stronger in flared disks where they can intercept more stellar photons. The observed chemical differences (aliphatic vs. aromatic) are due to differences in the stellar UV radiation, while the ionization state depends on the optical thickness of the disk.

4.7 Ices in Herbig disks

Ices are thought to be an important component in the framework of planet formation, due to 1) their higher sticking coefficient, making it easier for icy grains to grow⁴, and 2) the increase of the density in solids when dust grains are covered in ice. Therefore, the location of the ice line (where a particular molecule freezes out in a disk) determines the region where the growth of planetesimals could occur more easily.

Unfortunately, the spatial distribution of ices in Herbig disks is not well known, mainly due to a lack of spatial resolution at far-IR wavelengths, as well as due to the fact that most ices are located deeper in the disk, where the optical depth is too high for them to be seen. However, at 3.1 μm , water ice can be observed through scattered light spectra. With this method, a decrease in surface brightness at 3.1 μm was observed in HD 142527, beyond the cavity and inner wall of the

outer disk (Honda et al., 2009). Furthermore, a crude spatial distribution of water ice was derived by Honda et al. (2016) for HD 100546 from the radial profile of the 3.1 μm opacity, but the results are inconclusive.

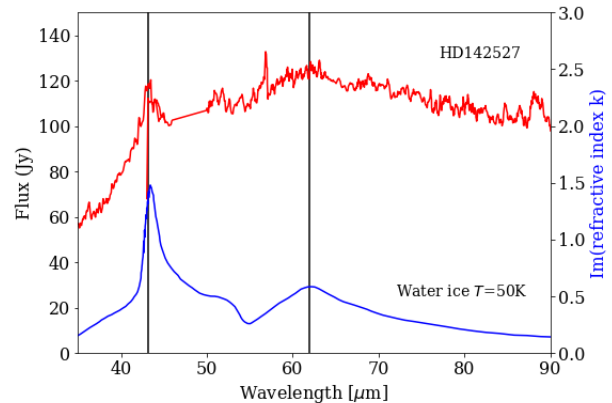


Fig. 16 The ISO SWS and LWS spectra of HD 142527, and the imaginary part of the refractive index of water ice at 50 K in blue. Indicated are water ice emission peaks at 43 and 62 μm . After Min et al. (2016a).

In the far-IR, the water ice feature at 43 μm can be strong, but that wavelength unfortunately lies out of the wavelength covered by Spitzer and Herschel, but it was detected for a few sources with ISO/SWS (Malfait et al., 1999). Another ice feature at 62 μm has a large width (see Fig. 16) that hinders straightforward identification as it is rather weak. Both features were identified in HD 142527 (note that HD 142527 has a large dust gap (> 140 au) with likely low gas density; Casassus et al., 2015). Min et al. (2016a) modelled the far-IR spectra and determined that the emitting water ice resides in the outer disk of HD 142527 where the ratio of water ice to silicates is 1.6, showing that the density of solids clearly increases due to ice. They also concluded that 80% of the oxygen in the outer regions resides in water ice, a similar amount as what is found in the outer solar system and in dense interstellar clouds.

Min et al. (2016a) found the water ice in HD 142527 to be mainly crystalline, even though it is located in regions with temperatures for which the crystallisation timescale is too long to have occurred. Therefore, they considered various scenarios to form crystalline ice: 1) heating by a strong accretion burst, 2) formation in the inner disk and subsequent transport to the outer regions by radiation pressure, or alternatively, and 3) the break-up of larger icy bodies through collisions in which crystalline ice is preserved, again with subsequent transport outwards by radiation pressure. These authors considered the third scenario the most likely.

⁴ However, experimental work by Gundlach et al. (2018) did not confirm the theoretical prediction that ices have higher tensile strengths than silicates.

The temperature at which water and CO freezes out under typical disk conditions is 128-155 K and 23-28 K, respectively (Zhang et al., 2015). By deriving the disk temperature profile, the location of the ice line thus can be determined, as Isella et al. (2016) did for HD 163296 based on ALMA observations: for the midplane, $T_m(r) = 24\text{K} (r/100\text{au})^{-0.5}$ and for the surface, $T_s(r, z) = 68\text{K}(\sqrt{r^2 + z^2}/100\text{au})^{-0.6}$. This would place the water snow line at $\sim 3\text{-}4$ au, too small to be resolved with ALMA, and the CO ice line at $\sim 75\text{-}110$ au, well within reach with ALMA.

Summary: Water ice has been detected at $3.1\ \mu\text{m}$ in scattered light in a few Herbig stars. Despite water ice having strong features at 43 and $62\ \mu\text{m}$, the paucity of observations and detections at those wavelengths results in a poor understanding of water ice in Herbig disks. To detect the snow line, very high spatial resolution is required; so far water has not been detected in a disk around a Herbig star with ALMA. Soon, JWST will provide more sensitive measurements of water emission from disks, as MIRI ($5\text{-}29\ \mu\text{m}$) covers the mid-IR lines of water with excitation temperatures of a few 1000 K with a spectral resolution of 3000, so water lines in Herbig stars are expected to be detected.

4.8 Transition Disks to Debris disks

Disk type	Planet forming	Transitional	Debris
Onset IR excess	NIR	MIR	FIR
Gas content	gas-rich	intermediate	gas-poor
\dot{M}_{acc} (M_{\odot}/yr)	7×10^{-7}	2×10^{-8}	–
$L_{\text{IR-mm}}/L_{\star}$	0.5	0.01	$< 0.008^{(b)}$
$F_{1.3\text{mm}}$ (mJy)	500	$1.7\text{-}7^{(a)}$	$0.1\text{-}3^{(c)}$
CO 2-1 (Jy km/s)	2-50	$6.3^{(a)}$	$0.05\text{-}3^{(b)}$
Prototype	AB Aur	HD 141569A	Vega

Table 3 Comparison of the properties of circumstellar disks at different evolutionary stages. Listed are typical values, for detected sources - many are not detected, especially the debris disks in CO. References: Meeus et al. (2012) and ^(a)Di Folco et al. (2020); ^(b)Hughes et al. (2018), ^(c)Moór et al. (2017). CO and mm fluxes are normalised to a distance of 140 pc.

Disks evolve from a massive primordial gas-rich disk into a gas-poor debris disk, after passing through the transition disk phase. The definition of a “transition” disk is varied in the literature. This term is variously used to define disks whose near-IR excess is smaller than the median among disks in Taurus (Calvet et al., 2005), disks possessing a cavity (Espaillat et al., 2014), and disks whose SED reveals no NIR excess and a significant excess at wavelengths beyond $10\ \mu\text{m}$ (Strom et al.,

1989). In this review, we adopt the latter definition. The lack of a NIR excess can be attributed to the depletion of small grains in the inner disk (e.g., Strom et al., 1989), creating a cavity in the disk. This can be caused by clearing by a giant planet, but other scenarios, such as grain growth or photo-evaporation might also contribute (e.g. Armitage, 2019). In Table 3, we compare the main properties of planet forming, transitional and debris disks.

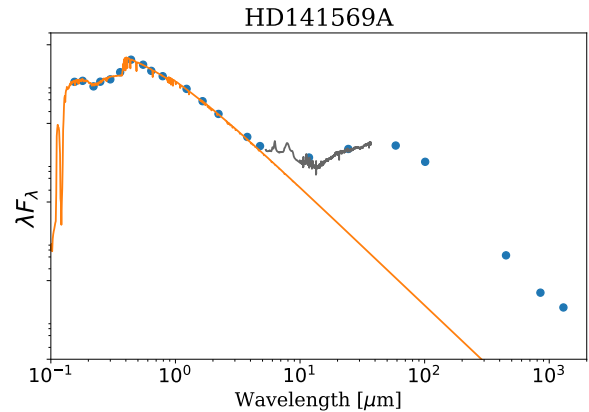


Fig. 17 SED of the transition disk HD 141569A. The excess in the NIR is absent, and only starts beyond $5\ \mu\text{m}$.

A survey of sub-mm emission for debris disks in combination with a literature compilation shows that the dust mass in debris disks is lower by about two orders of magnitude (adopting a constant dust opacity and representative dust temperatures, Panić et al., 2013). However, there is some overlap between primordial disks and debris disks in the age range of a few Myr to 20 Myr.

A prime example of a transition disk is the 9 ± 4.5 Myr A0 star HD 141569A. The infrared excess emerges near $5\ \mu\text{m}$ (Fig. 17), and its fractional IR luminosity is at least a factor 10 smaller than that of a typical Herbig Ae star (Pascual et al., 2016). The $H\alpha$ emission line is double peaked and the accretion rate is $2 \times 10^{-8} M_{\odot} \text{yr}^{-1}$ (Fairlamb et al., 2015). The presence of warm molecular gas was identified from ro-vibrational CO emission (Brittain and Rettig, 2002) and the presence of cool molecular gas was identified from rotational CO emission (Zuckerman et al., 1995). The presence of gas in the disk is further confirmed through emission lines of [OI] and [CII] in the far-IR (Thi, 2014).

Di Folco et al. (2020) compared spatially resolved images of CO emission and mm continuum acquired with ALMA with resolved scattered light imagery acquired with the *Spectro-Polarimetric High-contrast Exoplanet REsearch* (SPHERE) on the VLT. They found

large differences in the radial distribution of the material probed by these observations. The mm thermal continuum extends to ~ 250 au while the disk is detected out to ~ 400 au in scattered light, where several rings are seen. The CO gas was only detected out to the distance of the mm continuum (250 au). The flux of these pure rotational lines can be converted to a total gas mass of $\sim 70 M_{\oplus}$ ($\sim 2 \times 10^{-4} M_{\odot}$), on the lower end for Herbig stars, but 10 times higher than the most gas-rich debris disk known to date (Moór et al., 2017). Curiously, with the disk mass inferred from the CO lines, the stellar accretion rate could only be sustained for a few thousand years, suggesting that either the CO is severely depleted or the inference of the stellar accretion rate inferred from the veiling of the Balmer continuum is overestimated (see Sect. 5.1).

Summary: A transition disk is a disk that is in transition between the protoplanetary and debris phase. In those disks, the infrared excess starts in the MIR. Gas is still present in these disks and the stars accrete. The total IR luminosity, CO luminosity and mm flux is in between that of Herbig stars and debris disks.

4.9 Detailed disk morphology

The MIR image of HD 97048 taken by Lagage et al. (2006) revealed for the first time a strongly flaring disk surface through the emission of PAHs located in the disk surface where they are transiently heated by stellar UV photons. This flaring surface was later confirmed with NIR scattered light observations (Ginski et al., 2016). On the other hand, under the assumption of optically thin emission, the surface density profile of the large grains can be derived from mm observations. ALMA is perfectly suited for this purpose, as it traces the thermal emission of cold mm-sized dust grains with high spatial resolution. ALMA uncovered several large (> 10 au) cavities in the dust continuum, the largest -140 au- seen in HD 142527 (Perez et al., 2015), and 80 au in HD 34282 (van der Plas et al., 2017a). Subsequent progress in observational techniques at both shorter and longer wavelengths (increased sensitivity and spatial resolution) led to the discovery of substructures in the disks, as will be discussed below. But first we will summarize what is expected from theoretical disk models.

4.9.1 Theoretical predictions for disk substructure

In a continuous disk, large mm-sized grains are expected to spiral inwards as they experience a headwind due to the surrounding gas, making them lose angular

momentum, a process called radial drift. The smaller micron-sized dust grains, on the other hand, are coupled to the gas and do not experience such a headwind. Grains can also spread outwards to redistribute the angular momentum in the presence of (turbulent) viscosity (e.g. Birnstiel et al., 2010).

Models predict that an embedded planet, brown dwarf, or low-mass stellar companion can dynamically clear its orbit and open a gap in a disk (Lin and Papaloizou, 1979). When a planet opens a gap in the disk, a local enhancement in gas pressure is created - a positive pressure gradient, trapping dust grains and thus creating a region with low collisional velocities in which the dust grains can grow more rapidly, as is illustrated in Fig. 18 (Pinilla et al., 2012, 2016). Another scenario to create a gap is a dead zone, a region with a low ionization fraction, and by consequence a low turbulence level. At the edge of such a dead zone a pile-up of material is expected, creating a gap in the disk (e.g. Regály et al., 2012). For both scenarios, the viscosity is an important parameter.

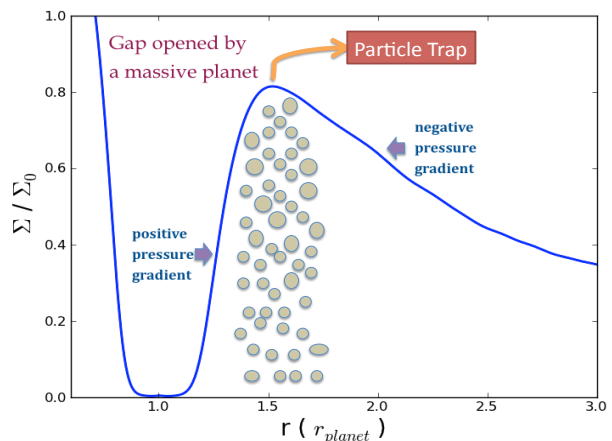


Fig. 18 Gas surface density in function of distance, illustrating particle trapping in a disk, the result of pressure bumps caused by a massive planet located at 10 au (Pinilla, private communication).

The efficiency of dust trapping depends on the grain size: larger grains are trapped in the pressure bump while smaller grains migrate inward - a process referred to as dust filtration (Rice et al., 2006, Zhu et al., 2012). This can be verified with high spatial resolution observations: at mm wavelengths, tracing the larger grains, one would observe a ring-like structure with a large gap, while in the NIR scattered light, tracing smaller grains, this gap would either be smaller or even non-existent (e.g. de Juan Ovelar et al., 2013). The width of the ring that is induced by a massive planet through pres-

sure bumps will depend on the disk and stellar mass, as well as the location of the planet and the viscosity parameter α (Pinilla et al., 2018).

This process of dust filtration was confirmed by observations: the cavity size seen in NIR scattered light is often smaller than that in the mm, for instance for HD 135344B ~ 28 au in the NIR versus ~ 46 au at mm wavelengths (Garufi et al., 2013, Muto et al., 2012). To match the observations, Dong et al. (2012) used a disk model where inside the cavity, the surface density profile of the small grains is flat and can reproduce the observed NIR excess, while the larger dust grains are depleted.

Zhu et al. (2012) find that in the presence of a giant planet, grains $\gtrsim 10\text{--}100\ \mu\text{m}$ are trapped in the pressure bump and this accounts for roughly 99% of the dust mass (assuming a grain size distribution $n(a) \propto a^{-3}$ in the outer disk, where grains have already grown to mm sizes, only 1% of the dust mass is in small micron-sized grains). Thus the material that moves inward is heavily depleted in solids. Therefore, the relative abundance of refractory elements accreting onto the star should also be depleted relative to volatile elements. In the case of Herbig stars with radiative exteriors, this could result in a photospheric abundance pattern where refractory elements are depleted relative to volatile elements (i.e., the λ Boö phenomenon, Kama et al., 2015, see Sect. 6.2.1).

Another feature that can be induced by a planet in a disk are spiral arms (e.g., Kley and Nelson, 2012). If the planet is sufficiently massive, spiral arms can be observed in scattered light (planet to stellar mass ratio $q \gtrsim \text{a few} \times 10^{-3}$; Dong et al. 2015). This is a kinematic effect that results in increasing the scale height of the disk above the spiral arm such that the disk intercepts more light. Furthermore, Dong et al. (2016) used hydrodynamical and radiative transfer simulations to determine how the disk appearance depends on its inclination and position angle. To summarize, a giant planet cannot only create a cavity but, with the right parameters (α , h/r , M_{planet}) also rings or spiral arms, or simply cause asymmetries.

Turning to the inner disk, we find a puffed-up inner wall at the dust evaporation radius located behind an optically thin gas-rich region (Sect. 4.3, Natta et al. 2001). This model was further refined by Isella and Natta (2005), who realised that, as the dust evaporation temperature is density dependent, and there is a vertical density gradient in the disk, the inner wall will be curved, rather than have a sharp edge. Due to this curvature, the NIR excess will weakly depend on the inclination, while the observed shape will strongly depend on the inclination. Face-on disks will reveal rims that appear axisymmetric, while inclined disks will re-

veal rims that appear elliptic, with one side brighter than the other one. Furthermore, Kama et al. (2009) showed that the rim morphology depends on the dust grain size, composition and the inner disk surface density.

In the following sections we will discuss how observations compare with these predictions. We will first look at the outer regions of the disk and then continue with the inner disk, before discussing the different substructures seen in the disk.

4.9.2 Observations of the outer disk region

As we mentioned in Sect. 4, the first time a disk was resolved was through mm interferometry (Mannings and Sargent, 1997). In a recent study, Stapper et al. (2022) analyzed archival ALMA data of 36 Herbig stars within 450 pc. For the disks with $d < 225$ pc, 15/25 ‘nearby’ disks are resolved, but this sample was likely biased towards the brightest objects. However, given that there are only 31 Herbig stars within 225 pc, we can conclude that at least 50% of them are resolved, all of which show substructure.

Another way to obtain high spatial resolution is to move to shorter wavelengths. Optical and NIR images trace light that is scattered off the disk surface by small, submicron-sized dust grains, but the stellar brightness limits how close to the star one can get (inner working angle). Instruments such as SPHERE and the *Gemini Planet Imager* (GPI) use polarimetric differential imaging (PDI) techniques to remove the light of the central star and reveal the scattered light of the disk. What remains is light polarized by the dust grains in the disk. The inner working angle of PDI on 8m class telescopes is typically $0.1''$, or 15 au at a distance of 150 pc.

A comparison between ALMA and SPHERE observations of the outer disk has shown that the large and small grains are not always co-spatial, with the larger grains being more radially confined than the smaller ones (e.g. the GI star HD 97048, large grains seen up to 350 au, small grains up to 640 au; Walsh et al., 2016). On the other hand, the small grains are more or less co-spatial with the gas, indicating that they are dynamically coupled.

Another important result is that the extent of the disk in the mm continuum is often much smaller than that of the gas, derived from low- J pure rotational CO transitions: e.g. 350 vs. 750 au in HD 97048 (Walsh et al., 2016), and 375 vs. 1000 au for HD 34282 (van der Plas et al., 2017a). These results were confirmed in a larger study (Taun, MSc 2020; see Sect. 5.5).

The differences in disk sizes do not only depend on the material being traced (large or small dust grains,

or gas), but also on the disk group considered. Based on SED modeling, Dominik et al. (2003) proposed that GII disks are smaller than GI disks, an idea that now can be tested as we can often obtain high enough spatial resolution. Early on, GI sources were routinely resolved with ALMA, while the few GII sources observed were either unresolved or small (< 100 au; e.g. Walsh et al. 2016, van der Marel et al. 2021). Stapper et al. (2022) further showed that, on average, GII disks are more compact than GI disks, although this trend is mainly caused by 3 outliers (AB Aur, HD 97048 and HD 142527; see Fig. 19), and bright disks such as the GI source HD100546 (68% radius of 35 au) have similar sizes as the GII disks.

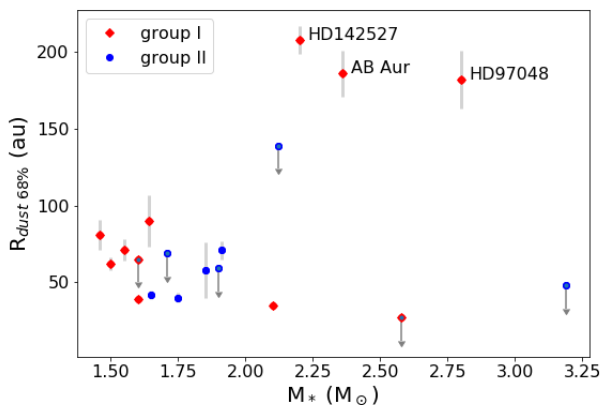


Fig. 19 The dust radius at 68% of the light (ALMA band 6 or 7) versus stellar mass for stars with $d < 225$ pc. The error bars are indicated as well as the upper limits. The largest radii are seen in GI sources, but many GI sources have similar sizes as GII. Based on Stapper et al. (2022).

In a study of Herbig disks with SPHERE, Garufi et al. (2017b) found that GII disks, when detected in scattered light, are much fainter than GI disks which are commonly detected. Also their spatial extent is different: disks around GI sources are detected out to distances of 100-600 au, while disks around GII sources are usually smaller than 100 au. Indeed, several nearby ($d \lesssim 200$ pc) GII disks are not resolved at all, such as HD 150193A (Garufi et al., 2014), which is a binary with a nearby companion ($a=1.1''$; Bouvier and Corporon 2001) that likely has truncated the disk to give it its compact appearance. However, the disk of HD 100453, a GI star, is also truncated by a companion at $1.1''$ but here the companion is thought to give rise to the observed spiral arms reaching out to 42 au (Wagner et al., 2018). Similar behavior has been observed in the MIR with 8m telescopes (e.g. Honda et al., 2015). These differences can be attributed to larger gaps (> 5

au) and/or larger flaring angles in GI disks, while GII disks are either small or self-shadowed (Garufi et al., 2017b).

However, from a systematic comparison between ALMA and SPHERE data, Garufi et al. (2022) found that *the extent of GII disks in scattered light* is much smaller than that at mm wavelengths, due to the outer disk only being partially illuminated. This is in stark contrast with the observations of GI disks, where the extent in scattered light is larger than that in the mm, as seen in e.g. HD 97048 (Walsh et al., 2016). This is because GII disks are flat and/or self-shadowed, while GI disks are flared, so that their disk surfaces can be traced much further out.

4.9.3 Observations of the inner disk region

In a pioneering study of TTSs and Herbig stars with the IOTA interferometer, Monnier and Millan-Gabet (2002) found a correlation between the ‘size of the inner disk’, measured in the H - or K -band, and the stellar luminosity. They explained this finding with an inner rim at the dust evaporation radius, located behind an optically thin inner region. Later, Monnier et al. (2005) measured more Herbig disks in the K -band with the Keck Interferometer and found sizes between 0.02 and 4 au, in agreement with emission at the dust evaporation radius, and showed that, for spectral types A to late B, the inner disk size can be related to the stellar luminosity as $R \propto \sqrt{L_*}$.

Another important clue about the inner disk region came from studying the brightness variations of UXors that show the blueing effect due to obscuration by dust in the line of sight (see Sect. 2.3.2). Dullemond et al. (2003) realized that the variability timescale of weeks to months means that the obscuring cloud must be in the inner disk, at the location of a puffed-up inner rim. They also showed that this effect would only be seen in GII disks, where the line of sight towards the inner rim remains largely undisturbed. The blueing effect in UXors is thus caused by the clumpy nature of the inner disk.

Lazareff et al. (2017) observed 51 Herbig stars with PIONIER, a NIR interferometric instrument that combines the 4 VLT telescopes. They found that the inner rims are smooth, radially extended, and consistent with axisymmetry. However, Kluska et al. (2020) further studied the inner disk rim morphology with PIONIER, reaching a spatial resolution of a few milli-arcseconds, and found evidence for a non-axisymmetric structure in 27% of the objects. This could be due to warping of the inner disk or instabilities at the inner rim, potentially linked to the presence of a compan-

ion. MATISSE, also combining 4 telescopes but now in the L, M and N band (Lopez et al., 2022), uncovered L' -band variable brightness asymmetries in the disk of HD 163296 at scales < 0.3 au (Varga et al., 2021). Such variations are also detected in the H and K band, and persist over several years (GRAVITY Collaboration et al., 2021). They reflect an orbiting, inhomogeneous dust distribution in the innermost disk regions, similar to what was already predicted from the UX Ori-like brightness and color variations.

4.9.4 Disk substructures

More detailed ALMA observations of disks with a cavity reveal substructures (for an overview see Andrews, 2020, van der Marel et al., 2021), some of which are shown in Fig. 20. Multiple rings were found in e.g. HD 169142 (Fedele et al., 2017) and HD 97048 (Walsh et al., 2016, van der Plas et al., 2017b). Other objects, such as HD 142527, show asymmetries and/or shadows, which are referred to as horseshoes (Casassus et al., 2013). Finally, some objects show spiral arms: e.g. AB Aur (Tang et al., 2017).




Fig. 20 ALMA continuum images illustrating the variety in structure present in the Herbig disks. The beam size is indicated in the lower left. The tickmarks go from $-1.5''$ to $+1.5''$ for HD 169142, HD 163296 and MWC758, and from $-3''$ to $+3''$ for HD 142527. Figure from van der Marel, private communication, after van der Marel et al. (2021)

Zhang et al. (2018) created a 2-D hydrodynamical gas + dust model grid to study the effect the disk pa-

rameters viscosity, scale height and planet mass have on the presence of gaps in the disk. From a comparison with the DSHARP ALMA survey (Andrews et al., 2018b), they deduced that the observed disk gaps could be caused by planets located beyond 10 au with masses between that of Neptune and Jupiter. More massive planets, the super-Jupiters, are capable of carving out larger (> 20 au) cavities in a disk, as shown by hydrodynamical modelling of PDS 70 (Muley et al., 2019).

With more and more objects being observed with ALMA, a reflection on the methods used for interpretation is needed. Kim et al. (2019) performed a synthetic analysis to determine the best set of ALMA bands to derive the dust properties of the T Tauri star TW Hya and concluded that, in order to constrain the temperature profile properly, several ALMA bands are needed, preferably with the largest frequency intervals possible, and covering both optically thin and optically thick emission. Such an analysis likely also applies to Herbig stars, meaning that the ALMA bands with which the disk is observed should be carefully selected to include frequencies that trace both optically thin and optically thick emission.

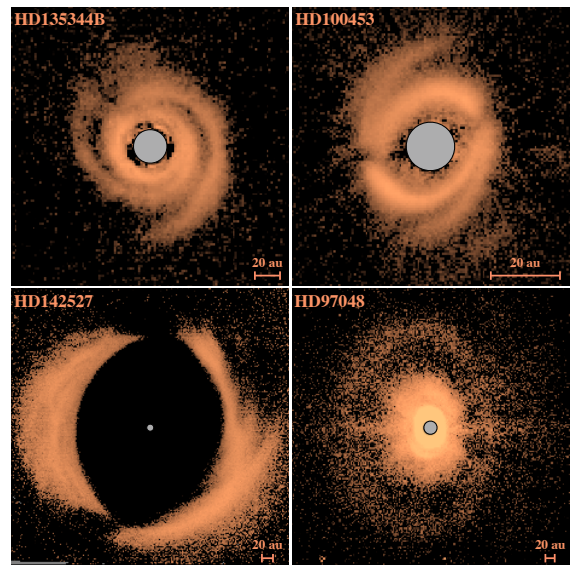


Fig. 21 Key examples of disks observed with SPHERE in PDI: spiral arms (HD 135344B and HD 100453), a large cavity (HD 142527) and rings (HD 97048). Note the large differences in scale between the different panels: HD 100453 is much smaller than HD 142527 and would fit 3-4 times inside its cavity. A. Garufi, private communication, after Garufi et al. (2017a).

Scattered-light observations probe small grains and thus can be used to constrain the flaring surface of a disk as was done for HD 100546 (Avenhaus et al.,

2014, Stolker et al., 2016) and HD 97048 (Ginski et al., 2016). Large scattered light surveys of protoplanetary disks were made with GPI on Gemini South (Macintosh et al., 2008), *High-Contrast Coronagraphic Imager for Adaptive Optics* (HiCIAO) on Subaru (Tamura, 2009) and SPHERE on the VLT (Garufi et al., 2017b), uncovering a wide variety in disk substructures (see Fig. 21). Spirals were seen in e.g. HD 135344B (Muto et al., 2012, Garufi et al., 2013) and HD 36112 (MWC758; Grady et al., 2013, Benisty et al., 2015), while rings were found in e.g. HD 169142 (Quanz et al., 2013b) and HD 97048 (Ginski et al., 2016). Other disks, such as those around AB Aur (Hashimoto et al., 2011) and HD 142527 (Avenhaus et al., 2014) show large, asymmetric structures that could be seen as parts of spiral arms or even rings. Indeed, Dong et al. (2016) studied the effect the inclination and position angle (PA) of the disk has on its observed appearance, and found that a disk with 2 spiral arms might be masked as an asymmetric structure with either only one trailing arm, or two arms on the same side of the star, possibly winding in different directions. The interpretation of inclined disks should, therefore, take into account this masking effect.

Garufi et al. (2018) organized the disks according to their appearance in scattered light and found that bright GI disks show spirals, rings, and bright rims at the edge of a cavity, while other disks (mainly GII) are faint and/or compact and show no such features. They related the disk features with the NIR excess, and found that sources with spirals or shadows have a high NIR excess, while sources with rings show a low NIR excess. Sources with a GII disk have an intermediate NIR excess. The high NIR excess could be attributed to the presence of a massive ($\geq 1M_{Jup}$) planet perturbing the orientation and scale height of the inner disk and finally causing spiral waves.

Bohn et al. (2022) compared the inclination of the inner (< 1 au) and outer (> 10 au) disks as derived from VLTI/GRAVITY and ALMA (CO) observations. When the inner and outer disks are misaligned, it is expected that the inner disk will cast a shadow on the outer disk. For those 3 GI sources where misalignment was observed, Bohn et al. (2022) predicted the location of the shadow, and found this to agree well with scattered light observations.

It is surprising to see that the substructures derived from scattered light and thermal emission do not always coincide. For instance, HD 100453 shows spirals in scattered light, but only a ring disk in thermal emission (Wagner et al., 2015, van der Plas et al., 2019). In general, spirals are more often detected in scattered light than in thermal emission, indicating that the micron-

sized grains experience more the effect of density waves in the disk. For example, HD 163296 has an SED that places it at the boundary of GI and GII disks. Muro-Arena et al. (2018) found that, while the mm continuum data show several rings, scattered light images only trace the innermost ring, leading the authors to conclude that the outer disk is either more depleted of small grains or more settled. However, in multi-epoch HST/STIS images, four rings were detected (Rich et al., 2020), with the fourth ring located at 330 au. Similarly, Tang et al. (2017) found 2 CO spirals inside the large mm cavity of AB Aur, that were confirmed in scattered light (Boccaletti et al., 2020). However, the spiral arms that were detected in CO in the outer disk are not seen in scattered light.

Summary: The preferred scenario to form a gap in the disk is a pressure bump, either caused by a planet or a dead zone. While the large particles are trapped, the smaller particles can move inwards with the gas as they are dynamically coupled. Dust filtration might lead to selective accretion of gas rich in volatiles, so that the stellar photosphere is depleted in refractory elements.

The inner rim is located at the dust evaporation radius and has a puffed-up curved inner wall whose properties depend on the grain size distribution and inclination. Once a disk is resolved, it often shows some substructure like rings, spirals or asymmetries. Small micron-sized grains are found both closer to and further from the star than the large mm-sized grains. These distinct locations can be explained by a combination of radial drift (large grains) and dust filtration (small grains). At mm wavelengths, some GI disks are very large, while many other GI and GII disks overlap in size; however, not that many GII sources have been observed with sufficient spatial resolution. In scattered light (optical/NIR), GI disks are routinely resolved while GII are either faint or undetected. Contrary to GI disks, GII disks are smaller in scattered light than in mm emission, due to self-shadowing.

To conclude this dust section, the combination of improved spectral coverage in the IR with space-based observatories and sub-arcsecond resolution imaging at optical/NIR and mm wavelengths on the ground has revolutionized our understanding of the dust disks surrounding Herbig stars. It is clear that the IR-mm excess of Herbig stars arises from disks with remarkable structures including gaps, rings, and spiral arms. These disks also have a rich mineralogy indicative of significant dust processing and grain growth. There is strong evidence that the differences between GI and GII disks are tied to the presence of gaps in the disk. GI disks are flaring and have large gaps, while GII disks appear

to be compact and/or shadowed. The old evolutionary scenario where disks evolve from GI to GII is not consistent with later studies. Instead, a large GII disk where no or only a small gap is present might open up a larger gap and become a GI disk while small GII disks may stay small and gradually lose their content as they evolve into debris disks. Alternatively, GI and GII disks may follow independent evolutionary paths. The extent to which these differences reflect differences in the early evolution of the circumstellar disk and envelope or interactions with massive companions remains unclear. Even though the gaps in GI disks are commonly attributed to planets, the influence that stellar and planetary companions have on the evolution of the disk remains an important open question.

5 GAS IN DISKS AROUND HERBIG STARS

Early interferometric observations with OVRO of $^{12}\text{CO } J = 2 - 1$ revealed a rotating disk of gas around the star MWC 480 (Mannings et al., 1997). Several pioneering surveys have since then systematically targeted the intrinsically strong CO (sub-)mm lines as key tracers for the disk bulk gas content (e.g. Zuckerman et al., 1995, Dent et al., 2005, Hales et al., 2014) and find that disks around many young Herbig stars contain traceable amounts of cold (a few 10 K) gas. Due to the large range of temperatures present — a couple of 1000 K in the inner disk ($< \text{few au}$) to a few 10 K in the outer disk ($\gtrsim 100 \text{ au}$) — the emission of gas is traced over a wide range of wavelengths. The cold outer disk is mostly traced at far-IR to mm wavelengths (e.g. low rotational lines of CO), while the inner disk is traced by near- to MIR wavelengths. Due to their brightness and warm temperatures (stellar luminosities heating the disk range from a few to a few $10 L_{\odot}$), Herbig disks are generally easier to detect and to spatially resolve compared to T Tauri disks. This enables studying many processes related to disk evolution and planet formation in more detail. The main drawback here is the often small sample sizes and less well constrained ages of these objects (Sect.2). In the following, we summarize our current understanding of the physics, chemistry and physical processes pertaining to the gas inside these disks that we obtained based on multi-wavelengths observations.

5.1 How and when do Herbig disks lose their gas?

As summarized in section 4, the classification scheme of Herbig stars is largely based on the distribution of dust in the disk, however, gas comprises 99% of the disk mass.

Ideally, the evolutionary state of Herbig disks would be informed by the evolution of the gas mass of the disk as they evolve from gas rich accretion disks to dusty debris disks.

Several methods using far-IR and sub-mm line emission have been proposed to study disk gas masses directly: (1) The CO sub-mm line emission (Thi et al., 2001), (2) the [O I] $63 \mu\text{m}$ line together with the CO sub-mm line (Kamp et al., 2011), (3) HD lines (Bergin et al., 2013), and (4) the CO isotopologue sub-mm lines (Williams and Best, 2014, Miotello et al., 2016). Below, we present an overview of the results from such observational attempts.

Dent et al. (2005) conducted a northern survey of the $^{12}\text{CO } J = 3 - 2$ line in bright Herbig disks using the JCMT. Following this up, Hales et al. (2014) carried out an APEX/ASTE survey targeting the $^{12}\text{CO } J = 3 - 2$ line in 52 southern Herbig disks. They report that $\sim 45\%$ of the IR bright disks ($L_{\text{IR}}/L_{*} \geq 0.01$) — 21 out of 46 in the combined sample — are not detected in CO, the pre-ALMA, sensitivity limit being $\sim 10^4 \text{ Jy km/s pc}^2$. At the faint end of IR excesses this has been continued using ALMA by Moór et al. (2017) to detect the $^{12}\text{CO } J = 2 - 1$ line in young A-type debris disks (10 – 50 Myr); they find that CO emission does not correlate with IR excess ($10^4 - 10^6 \text{ Jy km/s pc}^2$ for objects with $L_{\text{IR}}/L_{*} < 0.01$). Péricaud et al. (2017) did a similar study focusing on debris disks around A-type stars younger than 100 Myr using APEX and IRAM, targeting the $^{12}\text{CO } J = 2 - 1$ and $3 - 2$ lines. Folding in literature data on T Tauri and Herbig disks, they identify a general correlation between CO line flux and mm(sub-mm) continuum flux; however, this correlation is strongly driven by the T Tauri disks. They also find a subclass of disks around A-type stars which have CO line fluxes brighter than the above correlation predicts based on their sub-mm continuum flux and termed them “hybrid” disks (HIP 76310, HIP 84881, HD 21997, HD 131835, 49 Cet, HD 141569). Some of these sources show indications of inner dust cavities (a few to several 10 au) (HIP 76310, HIP 84881, HD 21997, HD 131835, Lieman-Sifry et al., 2016, Kóspál et al., 2013, Hung et al., 2015) and/or rings (HD 141569, 49 Cet, Augereau et al., 1999, Wahhaj et al., 2007, Biller et al., 2015). This places them into the category of transitional disks (see Sect. 4.8), but the two classifications (based on either dust or gas observables) do not necessarily agree for all objects.

Williams and Best (2014) proposed to combine the two less abundant isotopologues ^{13}CO and C^{18}O to estimate disk gas masses. This method has been refined using thermo-chemical disk models by Miotello et al. (2016) including isotope selective photodissociation for

the regime of T Tauri and Herbig disks. This technique produces in general gas-to-dust mass ratios in disks that are well below the canonical one of 100 (e.g. Ansdell et al., 2016, Miotello et al., 2017). Since this result is hard to reconcile with the estimated mass accretion rates, carbon element depletion is often invoked as an explanation.

Thermo-chemical disk models have shown that the [O I] 63 μm emission requires excitation temperatures of several 10 K and typically originates from inside 300 au (Kamp et al., 2010). The [O I]/CO line ratio serves here as a temperature proxy and the [O I] 63 μm line emitting region shifts with disk mass, indicating that the combination of the line ratio and the [O I] 63 μm line flux could be a reliable tool to estimate the total disk gas mass. Meeus et al. (2012) applied this method to the GASPS⁵ sample of Herbig disks deriving disk gas mass estimates in the range 2.4×10^{-4} (HD 36112) to $2.5 \times 10^{-2} M_{\odot}$ (HD 163296), spanning two orders of magnitude. However, using the ages recently determined from Gaia DR2 (Vioque et al., 2018), there is no clear trend of gas mass with age between 5 and 15 Myr. Likely other disk parameters, such as size play a more dominant role. We will come back to this in Sect. 5.5.

The lowest rotational lines of HD ($J = 1 - 0$ at 112 μm and $J = 2 - 1$ at 56 μm) have not been detected with Herschel in the disks around Herbig stars (Kama et al., 2020). Upper limits on the HD $J = 1 - 0$ line at this stage can only rule out very massive disks ($10^{-1} - 10^{-2} M_{\odot}$) around most sources. Interestingly, HD 163296 yields an HD upper gas mass limit of $6.7 \times 10^{-2} M_{\odot}$, compatible with the estimate based on [OI].

For HD 163296, many alternative techniques have been more recently applied to estimate the gas mass (full thermo-chemical disk modeling, dust radial drift, the very rare isotopologue $^{13}\text{C}^{17}\text{O}$, Rab et al., 2020, Woitke et al., 2019a, Powell et al., 2019, Booth et al., 2019), all of them now converging on a fairly high disk gas mass of $\sim 0.2 M_{\odot}$. Kamp et al. (2011) have shown from thermo-chemical modeling that optical depth effects turn disk gas mass estimates via the [O I]/CO method into lower limits for gas masses larger than $10^{-3} M_{\odot}$. So, the [O I]/CO disk gas mass lower estimate is consistent with the more recent studies. The HD upper gas mass limit is lower than many of the estimates derived using other techniques. Since the method of Powell et al. (2019) using dust radial drift⁶ is inde-

pendent of element abundances, the most probable reason for this gas mass discrepancy could be in the gas temperatures underlying the HD estimate. The conversion from line flux to gas mass is very sensitive to the gas temperature (Bergin et al., 2013) and if 2D thermo-chemical disk models are used, the model gas temperature depends strongly on the properties of the dust (e.g., grain size distribution, composition, and settling).

The masses of disks are in tension with the stellar accretion rates around Herbig stars (Sect. 3.4). The typical accretion rate of Herbig stars is $\sim \text{a few} \times 10^{-7} M_{\odot}\text{yr}^{-1}$. For such rates to be sustained for ~ 1 Myr would require disk masses approaching $0.1 M_{\star}$ - much higher than the typical disk masses inferred from the techniques described above.

Summary: Gas masses in Herbig disks (5 – 15 Myr) span about three orders of magnitude with no clear trend with age. There is a clear correlation between the strength of sub-mm gas emission and sub-mm continuum emission. This correlation becomes less clear for older objects ($\gg 10$ Myr), where in several objects significant levels of CO gas are detected while the dust is clearly of secondary (debris) origin (termed “hybrid” disks or “gas-rich” debris disks). So, while continuum observations seem to indicate a clear dichotomy between primordial and debris dust masses around $\sim 5 - 20$ Myr (see Sect. 4.8), it is not clear that the gas follows a similar evolution.

5.2 Turbulence in Herbig disks

The exquisite sensitivity and spectral resolution of ALMA allows now the precise measurement of the width of spectral lines. If the gas probed by ALMA is turbulent, then the lines should be broader than predicted by the sound speed of the gas. Early pre-ALMA estimates of gas turbulence were limited by spatial and spectral resolution as well as the S/N of the channel maps (Dartois et al., 2003, Piétu et al., 2003, 2005, 2007, Hughes et al., 2011). ALMA has significantly improved our ability to estimate the gas turbulence in the outer disk since its high quality data sets (bright sources) allow the separation of the front and back side of the disk and so a better disentangling of gas temperature and turbulence. Early measurements were strictly applicable only to the outer disk (100 au scale), while ALMA can now also probe regions closer to the star. Rosenfeld et al. (2013) used ALMA science verification data to demonstrate the high potential of the gain in spatial and spectral

disk; strictly, this works only for disks that do not show sub-structure.

⁵ GASPS (Gas Survey of Protoplanetary Systems) has been an Open Time Herschel Key Program led by Bill Dent (Dent et al., 2013)

⁶ This method uses dust radial drift in a gas-rich disk to estimate gas masses. To first order, the spatial extent of the dust emission at different sub-mm wavelength is affected by the efficiency of dust drift and hence amount of gas in the

resolution; they demonstrate the presence of a vertical temperature and radial pressure gradient for the disk around HD 163296. Estimates of gas turbulence in disks keep pushing its upper limits to smaller values, typically less than 5-10% of the sound speed at 30-few 100 au (see Table 4 and references therein). This has strong implications for the process of angular momentum transport in these disk, since it implies very low α viscosity values for the outer disk ($\alpha < 10^{-2}$, Flaherty et al., 2020).

Another method for inferring supra-thermal line broadening of gas is through spectral synthesis of the CO overtone bandheads (Carr et al., 2004). The rotational-vibrational transitions of the R-branch grow closer together with increasing rotational level and eventually pile-up at the blue-end of the spectrum before turning around moving to redder wavelengths. This pile-up is referred to as the bandhead. Because the transitions near the bandhead are very closely spaced, the intrinsic width of the lines affects the opacity of the bandhead (i.e., the shape of the lines determines the opacity of the pseudo continuum). Thus even without spectrally resolving the individual lines comprising the bandhead, the intrinsic line broadening of the lines can be inferred from the emergent flux. Because of the large number of transitions involved, the temperature of the gas is well constrained. Further, the shape of the bandhead is determined by the bulk motion of the gas allowing for the determination of the radial extent of the emission if the stellar mass and disk inclination are known. This method has been used to measure the turbulent velocity of gas in the disk atmosphere within the inner ~ 1 au of intermediate mass stars such as WL 16 (where the turbulent broadening is twice the sound speed; Najita et al. 1996), SVS 13 (1.5-3 times the sound speed; Carr et al. 2004), V1331 Cyg (\sim the sound speed; Najita et al. 2009, Doppmann et al. 2011), and HD 101412 (\lesssim the sound speed; Adams et al. 2019). However, there is no direct tension with the (sub)mm measurements that probe the turbulence in the disk at much larger distances from the star.

There are alternative methods suggested to estimate the gas turbulence in disks around Herbig stars and to understand the underlying driving mechanism: smoothed out snow lines (concentration gradients, Owen, 2014), dust settling (mm-dust grains confined to a geometrically thin midplane, Pinte et al., 2016), vortices in disks (stability, Zhu and Stone, 2014), planet induced structures (morphology, de Juan Ovelar et al., 2016), and outer gas disk shape (sharpness, Facchini et al., 2017). SED shapes contain information on dust settling, though the problem of fitting them is highly degenerate. Mulders and Dominik (2012) show that the median SED shapes of brown dwarf, T Tauri and Herbig disks

are consistent with a low turbulent α value, not depending on the (sub-)stellar mass. Comparing ALMA dust and gas observations with 2D hydrodynamical models shows that the turbulence affects the sharpness of planet-induced gaps, ring-gap separation, and the gas-to-dust mass ratio inside (Lin and Papaloizou, 1993, Long et al., 2018, Liu et al., 2018). For HD 163296, Liu et al. (2018) deduce a smaller α in the inner disk (~ 60 au) compared to the outer disk (> 100 au); however, α stays well below 10^{-2} .

Given the observed mass accretion rates (Sect. 3.4), it remains unclear what the underlying driving mechanism is and if the turbulence depends strongly on radial distance from the star. Non-ideal MHD effects causing disk winds could offer a solution here (Bai, 2013, Riols and Lesur, 2018). In their review, Hartmann et al. (2016) suggested that different mechanisms might cause turbulence in the different disk regions (thermally and non-thermally activated MRI, winds, non-ideal MHD effects).

Summary: ALMA has enabled the measurements on non-thermal broadening of gas lines which place upper limits on the turbulence of the gas in the outer disk at $\lesssim 5-10\%$ of the sound speed. For a hand full of objects with CO bandhead emission, high resolution NIR spectroscopy has been used to measure non-thermal broadening of the gas in the innermost disk that is comparable to the sound speed. Other observational evidence points to minimal turbulence in the outer disk including smoothed out snow lines, dust settling, vortices in disks, planet induced structures, and the sharpness of the boundary of the outer disk.

5.3 Are Herbig disk surfaces flaring or flat?

Scattered light observations of small dust grains can trace the shape of the disk surface (see Sect. 4.9). Direct observations of gas emission can also reveal how the stellar luminosity is reprocessed by the disk and hence provide indirect evidence of the degree to which the disk surface is flaring.

An example is the Herschel survey of the [O I] $63\mu\text{m}$ line (Open Time Key Program GASPS, Dent et al., 2013). Comparing the data with a large grid of thermochemical disk models (Woitke et al., 2010, Kamp et al., 2011), Pinte et al. (2010) show that the brightness of this cooling line agrees with a stellar UV heating mechanism. Meeus et al. (2012) confirm this by demonstrating a clear correlation between the UV stellar flux and the line luminosity for the GASPS sample of 20 Herbig disks. However, they do not find a correlation between the SED slope (IR-mm) and the strength of the [O I]

Table 4 Overview of turbulence measurements for Herbig Ae disks.

object	tracer	method	v_{turb} [c_s]	reference
inner disk (few au)				
V1331 Cyg	NIR CO bandhead and water	spectrum	~ 1	Najita et al. (2009)
HD 101412	NIR CO bandhead and water	spectrum	~ 1	Adams et al. (2019)
outer disk				
HD 34282 AB Aur MWC 480	CO sub-mm isotopologues	visibilities	< 1	Piétu et al. (2003, 2005, 2007)
HD 163296	CO sub-mm	channel maps	~ 0.4	Hughes et al. (2011)
HD 163296	CO sub-mm isotopologues	channel maps	< 0.03	Flaherty et al. (2015)
HD 163296	DCO ⁺	channel maps	< 0.04	Flaherty et al. (2017)
MWC 480	CO sub-mm	channel maps	< 0.08	Flaherty et al. (2020)

cooling line. In contrast, the CO high- J rotational lines are only detected in disks that show a shallower SED slope (group I, Meeus et al., 2013). However, Sect. 4 clarifies that the SED slope is not necessarily a direct reflection of the amount of disk flaring. The CO ladders for the few GI Herbig disks that show line detections with sufficient coverage in J stay flat between $J = 10$ and 20 (see Fig. 22). According to thermo-chemical models, this is a trend seen in moderate to strongly flaring disks such that $\beta \geq 1.15$, where β is the power law exponent of the radial dependence of the gas scale height (i.e., $H(r) \propto r^\beta$; Woitke et al., 2010).

The [O I] fine structure lines react strongly to the amount of disk flaring (Woitke et al., 2010), but several other parameters play an important role as well such as inner gaps, dust settling and the stellar heating. The CO ladder also reacts to flaring (Bruderer et al., 2012, Fedele et al., 2016) — the ladder drops steeply beyond $J = 10$ for flat disks due to the altered gas temperature profile — and here the gas-to-dust mass ratio is the most confounding other variable. The Herbig disks differ substantially in their geometry, making a simple “grid” approach for the interpretation of observational data rather difficult. Recently, the DIANA project (Disc ANALysis; Woitke et al., 2019a) modeled six of these Herbig disks consistently using multi-wavelength dust and gas observations with a unified thermo-chemical modeling approach. The observational data includes the far-IR [O I] and CO rotational lines. For all except one of the disks (AB Aur), they find the need for a flared outer gas disk $1.19 \geq \beta \geq 1.07$, a range that is well below the maximum Chiang and Goldreich solution ($\beta = 9/7$, Chiang and Goldreich, 1997).

The geometry of the upper tenuous layers of the inner disk is much better probed using lines that predominantly originate there, i.e. the forbidden [O I] 6300 Å line (Finkenzeller, 1985, Acke et al., 2005, van der Plas et al., 2008). The excitation mechanism for the line can be thermal (gas temperature of a few 1000 K or non-thermal (photodissociation of OH, Störzer and Hollen-

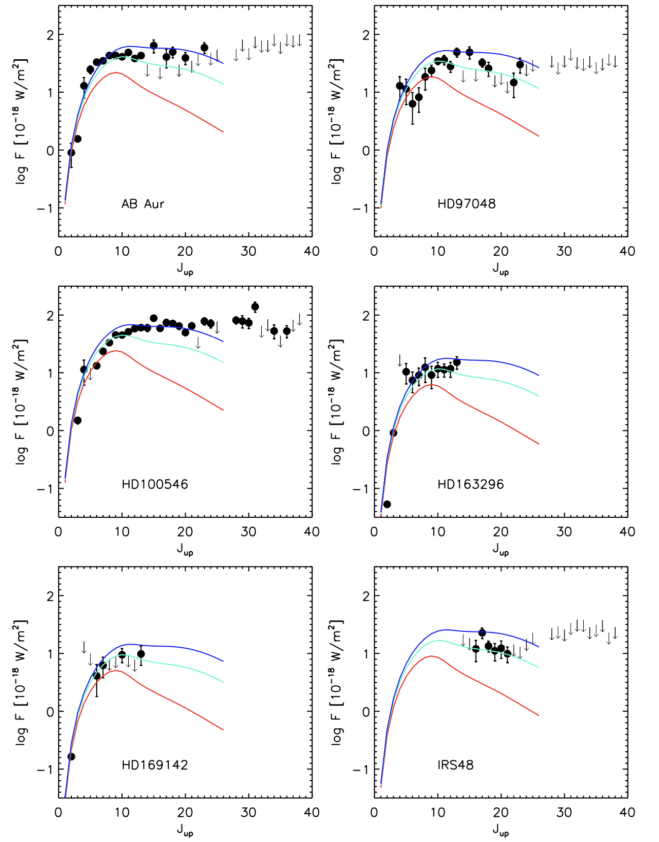


Fig. 22 Compiled CO ladders for six Herbig disks. Overplotted are the normalized modelled CO ladders for a typical Herbig disk by Fedele et al. (2016). The three lines represent disks with different flaring angles, $\beta = 1.05$ (red), 1.15 (green), 1.25 (blue).

The models have been normalized to the observed $J=10-9$ line flux; for IRS48 we used the first detected J line.

bach, 2000). Due to the limited spectral resolution in earlier work, the origin of this line emission remained disputed: infall, wind or disk origin. Acke et al. (2005) found that the majority of Herbig disks show narrow symmetric profiles (FWHM ~ 50 km/s), with the line profiles observed towards GII sources being on average ~ 20 km/s broader than the line profiles observed to-

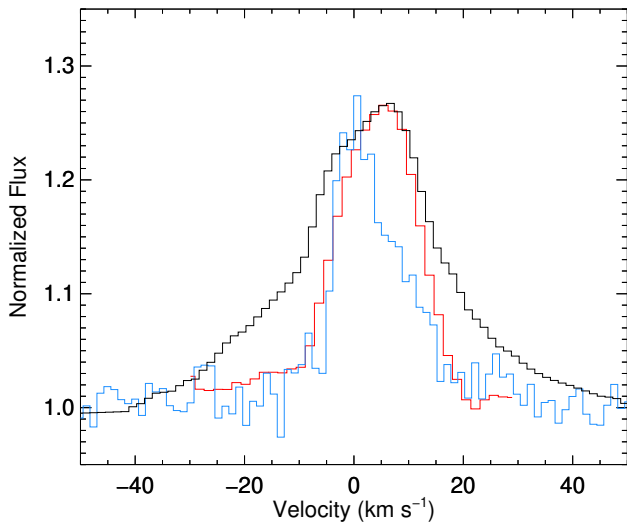


Fig. 23 Comparison of the [O I] 6300 Å (black), $v = 1 - 0$ OH P4.5 (blue) and the $v = 1 - 0$ P26 CO (red) line profiles from the disk around HD 100546.

ward GI sources. Also, the detection rate of this line is much lower in GII disks than in GI disks. Several of the line profiles display the characteristic double peak suggesting an origin within a rotating disk. van der Plas et al. (2008) investigate the radial intensity profiles of the [O I] line and find that it can be related to the inner disk geometry (puffed up regions casting shadows on regions further out). Interestingly, HD 101412 shows two emission peaks, possibly indicating that there is a second ‘puffed’ up region at larger distances (few au); this is a feature seen in hydrostatic disk models (e.g. Woitke et al., 2009, Min et al., 2009, Meijerink et al., 2012, a second shadow for the tenuous surface layers). In some cases (e.g. the Herbig Be star MWC 147, Bagnoli et al., 2010), the line emission could even originate from inside the dust sublimation radius.

The OH P4.5 doublet ($2.934 \mu\text{m}$) was been detected in 4/5 GI disks and 0/6 GII disks by Fedele et al. (2011), sometimes showing very complex profiles suggesting multiple radial emission zones. Brittain et al. (2016) detected the OH P4.5 doublet in about 50% of the Herbig disks in their sample; again, the detection rate is much higher for the GI disks (61%) than GII disks (25%). The line profile of the high J CO line and the OH doublet are consistent (see Fig. 23). The fact that OH is more readily observed among GI disks indicates that that OH photodissociation could contribute to the excitation of the [O I] 6300 Å line (Fedele et al., 2011).

Also [Ne II] emission at $12.81 \mu\text{m}$ is often used to probe jets, outflows and disk winds. Baldwin-Saavedra et al. (2012) detected this line for the first time in a

disk around a Herbig Be star (V892 Tau); its centrally peaked narrow line profile is consistent with a photo-evaporative wind. Since this line requires the presence of X-rays, most of the work so far has been focused on T Tauri disks (e.g. Pascucci et al., 2011, Baldwin-Saavedra et al., 2012, Sacco et al., 2012). A more systematic study combining high spectral resolution (3 – 10 km/s) optical ([O I] 6300 Å) and IR spectra (OH and CO ro-vib, like shown in Fig. 23) with dust interferometry could allow a detailed study of the inner disk gas and dust geometry and the potential existence of weak disk winds, something that has been piloted by Fedele et al. (2008) for three sources.

Summary: Gas studies suggest that the outer disks of Herbig stars are moderately flaring (below the theoretical maximum of $9/7$). However, the inner disks show more complex geometries required to interpret gas line profiles, such as shadows and disk winds. A systematic study of combined near-IR dust and gas observations for a large sample of Herbig disks would help here to disentangle the processes shaping the inner disks.

5.4 Gas temperatures and the position of icelines

The thermal structure of the disks is a key element in understanding planet formation as it determines the stability of disks (Toomre Q parameter⁷) as well as the composition of the material that is forming the planets (icelines). The midplane of Herbig disks is typically optically thick, in the inner disk (< 30 au) often up to sub-mm wavelengths. Figure 24 illustrates how we can either use gas emission lines to infer radial and vertical temperature profiles of disks or revert to indirect tracers such as the spatial distribution of molecules associated with specific icelines (e.g. N_2H^+ , DCO^+ , water).

The temperature profiles for the gas can be derived from molecular emission line studies in several ways: (1) interferometric gas line observation (spatial and spectral resolution), (2) from a suite of gas line profiles (spectral resolution), (3) from a suite of unresolved emission line fluxes from lines with different excitation temperatures (e.g. CO ladder). We discuss each of these in the following and discuss to which extent the conclusions from them agree and also how they compare to the dust temperature studies. However, as a matter of fact, the continuum optical depth at any wavelength limits the vertical depth down to which we can probe. For the inner disk (< 30 au), this limits the

⁷ This parameter depends on distance from the star r and is defined as $Q(r) = c_s(r)\Omega/\pi G\Sigma_g(r)$, with c_s the sound speed, Ω the angular velocity, G the gravitational constant and Σ_g the disks gas mass surface density.

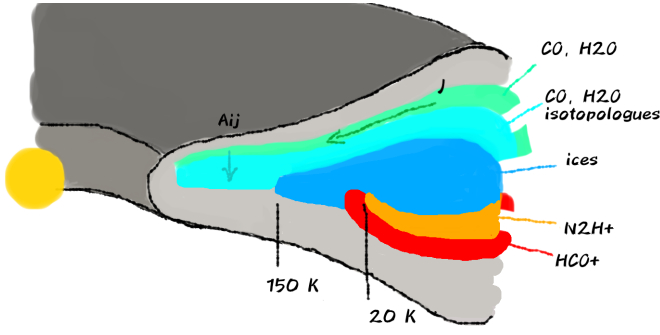


Fig. 24 Schematic of various methods to assess the disk gas temperature profiles and icelines (radially and vertically). Indicated are the key molecular tracers used to derive the temperature profiles. Arrows indicate how the line emission region shifts with increasing rotational quantum number J or decreasing Einstein coefficient A_{ij} .

information we can get since these regions are often optically thick even at sub-mm wavelengths. Exceptions are disks where this region has been partly cleared.

Interferometric gas line observations Piétu et al. (2007) derived gas temperature profiles using IRAM/PdB interferometric data for a suite of CO and HCO⁺ lines. Fitting visibilities with simple power law disk models ($T \propto r^q$) for MWC 480, they find gas temperature profiles of the molecular emitting region with power law exponents of $q = 0.65$ for ¹²CO and shallower ($q = 0.37 - 0.28$) for ¹³CO. They also note a clear vertical temperature gradient of several 10 K based on ¹²CO $J = 2 - 1$, ¹³CO $J = 2 - 1$ and $J = 1 - 0$ lines which originate from different heights in the disk. Such values agree quite well with typical thermo-chemical disk models (Fig. 25, showing extracted radial temperature profiles from the MWC 480 model, Woitke et al., 2019a).

Flaherty et al. (2015) follow a similar approach but use a full 2D power-law disk model. They find fairly shallow temperature gradients for all CO isotopologues ($q = 0.216 - 0.278$) in the disk around HD 163296, while Isella et al. (2016) find a steeper profile ($q = 0.6$) for the molecular layer. However, these results depend to some extent on the assumed model parametrization; for example Flaherty et al. (2015) assume the same power law exponent for the molecular layer and midplane temperatures and we know that the dust distribution in this disk shows prominent rings inside 200 au and thus deviates from a simple power law. So, there is a strong push to develop methods that are independent of model assumptions.

Channel maps with high spatial and spectral resolution provide a promising alternative. They can be used to reconstruct the temperature profile directly from the CO brightness temperature if the dust is optically thin

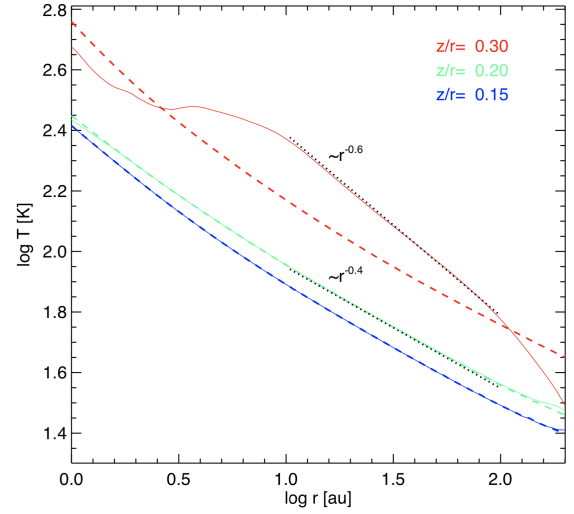


Fig. 25 Gas temperature profile in a typical Herbig disk model extracted at three different heights in the disk (solid lines). Dashed lines show the corresponding dust temperature profiles. Black dotted lines show two typical power laws with exponents -0.6 and -0.4.

(assuming optically thick line emission, Pinte et al., 2018a, Dullemond et al., 2020). If substantial CO freeze-out occurs, this method measures the temperature of the CO ice surface, otherwise, it can be used to estimate the midplane temperature. For HD 163296, this method finds a very shallow temperature gradient ($q = 0.14$). There is considerable agreement for the midplane temperature profiles for HD 163296 with different methods (e.g. estimated temperatures at 100-150 au differ by less than 3 K), but the underlying assumptions need to be evaluated on a case-by-case basis. For example, detailed thermo-chemical models matching the DSHARP data (dust and gas) of HD 163296 show significant freeze-out of CO in the midplane at 100-150 au (Rab et al., 2020).

Gas line profiles Fedele et al. (2013) use HD 100546 to show that the CO line profiles of CO $J = 16 - 15$, $10 - 9$ (Herschel/HIFI) and $3 - 2$ (APEX) become successively narrower, thus confirming the shift of their radial origin to increasingly larger distance from the star. This method had already been suggested by Bruderer et al. (2012) based on thermo-chemical disk modeling. The resulting best fit temperature profile from simple disk power law models has a radial slope of 0.85 ± 0.1 (between ~ 30 and 300 au), steeper than that found for MWC 480 and also steeper than what is typically found for the dust (Sect. 4.2 and 4.3).

Emission line flux ladder In the case of spectrally and spatially unresolved lines, we use the fact that molecular emission lines trace the gas temperature in the

vertical layer and radial regime over which they emit. Interesting tracers in that context are molecules that possess a suite of lines with a large range in excitation energy and Einstein A coefficients. The CO ladder, where the excitation energy (T_{ex}) increases with the rotational quantum number ($T_{\text{ex}}(J=4) = 55.3$ K to $T_{\text{ex}}(J=36) = 3669$ K), scans the disk surface with higher rotational lines originating ever closer to the star (van der Wiel et al., 2014, Fedele et al., 2016). The same holds for the series of OH doublets (T_{ex} ranging between 120 and 875 K). Also water lines span a huge range of excitation conditions. The second dimension, the vertical depth, is probed by studying isotopologues (e.g. ^{13}CO , C^{17}O , C^{18}O , $^{13}\text{C}^{17}\text{O}$), and/or by choosing lines with low Einstein A coefficients (e.g. water; Notsu et al., 2017). This method to extract radial temperature profiles works particularly well at mid- to far-IR wavelengths and has been discussed by Bruderer et al. (2012), van der Wiel et al. (2014) based on Herschel/PACS and SPIRE CO ladders. Bruderer et al. (2012) demonstrate that the gas temperature in the disk surface (atmosphere) has to be larger than that of the dust in order to explain the CO ladder. This is confirmation of earlier work, both theory (Kamp and Dullemond, 2004, Jonkheid et al., 2004) and observations (Carmona et al., 2008, e.g. H_2 MIR observations). Fedele et al. (2016) applied simple power law and thermo-chemical disk models to FIR data of four Herbig disks. The power law temperature gradients derived from simple models fall in the range 0.5–1.0. The observed CO ladders stay flat in many cases out to high rotational quantum numbers ($J \sim 16\text{--}20$) (Meeus et al., 2012, 2013, van der Wiel et al., 2014, see Fig. 22), a behavior that requires a steep temperature gradient in the power law disk models, something that can be achieved with a high flaring angle in the thermo-chemical disk models (Fedele et al., 2016).

Icelines More indirectly, specific molecules are associated with specific phase transitions in the disk, i.e. icelines. Even though they are pressure dependent, they serve as important calibration points for the gas temperature profiles. Water at the high pressure conditions in the midplane freezes out at temperatures below ~ 150 K, and CO typically freezes out at around 20 K. The term ‘iceline’ can be misleading because the phase transition of a molecule does not occur at a single distance from the star. Rather it bends towards larger radii as the density decreases towards the disk surface. In addition, non-thermal desorption processes such as photo-desorption and cosmic ray (CR) desorption cause the iceline to eventually bend back towards the midplane

at larger radii where disks become more optically thin to UV radiation (stellar and interstellar).

Icelines can be traced directly using the molecule in question and spatially and/or spectrally resolving its emission in optically thin lines. Examples of this are ^{13}CO observations of HD 163296 (Qi et al., 2011) putting the CO iceline at 155 au and low Einstein A water lines constraining the snowline in HD 163296 to between 8 and 20 au (Notsu et al., 2019). This latter work modeled the water line emission to determine which isotopes and transitions are most suited to determine the location of the water snowline. Unfortunately, ALMA did not detect any of those selected transitions in HD 163296, with 3σ upper limits for ortho- H_2^{16}O at $321\text{ GHz} < 5.3 \times 10^{-21}\text{ W m}^{-2}$, and for para- H_2^{18}O at $322\text{ GHz} < 8.5 \times 10^{-21}\text{ W m}^{-2}$. So the water snow line position remains difficult to measure even in the brightest Herbig disks.

The water snowline can also be traced indirectly by molecules that correlate with its location. Leemker et al. (2021) studied the use of HCO^+ as a chemical tracer of the water snow line. The abundance of HCO^+ and H_2O are anti-correlated due to the reaction $\text{HCO}^+ + \text{H}_2\text{O} \rightarrow \text{CO} + \text{H}_3\text{O}^+$. However, they concluded that, due to degeneracies complicating the interpretation, HCO^+ is not a good tracer of the snowline in Herbig disks.

Similarly, N_2H^+ and DCO^+ trace the CO iceline indirectly because both of these molecules are tightly connected to the gas phase CO. If CO is present, it will compete with N_2 in reactions with H_3^+ , diminishing the production of N_2H^+ ; at the same time, N_2H^+ is also destroyed in reactions with CO, leading to the formation of HCO^+ (for a detailed discussion see van ’t Hoff et al., 2017). A consequence of this is that HCO^+ will be abundant just above the CO iceline. The low temperatures there (~ 20 K) are conducive to deuteration, which could result in DCO^+ to peak in abundance just above/inside of the CO iceline — a method that has been applied earlier to pre-stellar cores (Caselli et al., 1999, Pagani et al., 2012). Observing DCO^+ , Mathews et al. (2013) confirm the CO iceline location in HD 163296 found by Qi et al. (2011).

Summary: There is convincing evidence that the gas temperatures in the disk atmosphere are higher than the dust temperatures. However, our understanding of the 2D temperature structure in Herbig disks remains incomplete. The resulting temperature profiles depend strongly on which tracer and method is chosen to extract them. HD 163296 is one of the disks that has been studied using almost every available method. A trend emerges from the observations that shows a very steep radial temperature gradient for the uppermost layers

close to the central star (CO high rotational lines) and a flattening of that gradient as one moves to tracers that probe layers closer to the midplane and further out (CO isotopologues). This agrees qualitatively well with 2D thermo-chemical disk models. The CO iceline estimate from CO and DCO⁺ suggest a temperature of ~ 20 K at 155 au, which agrees very well with the midplane temperature profiles derived from interferometric data. The snowline estimate from the ALMA water line data suggests ~ 150 K at 8-20 au, which is a higher temperature than what is inferred from the extrapolation of the midplane power law temperature profiles from interferometry. Given the intricate dust substructure seen inside 50 au (Andrews et al., 2018b), such a simple extrapolation is however questionable. The presence of gaps and rings will alter the midplane temperature profile (e.g. Pinte et al., 2016, Rab et al., 2020).

5.5 The radial distribution of gas

In the context of planet formation, it is of immediate interest how the gas mass is distributed within the disk, especially in the planet forming regions inside 50 au. For the understanding of the mechanisms creating gaps and rings observed in mm-sized dust, it is crucial to know whether gas and dust are spatially related (i.e., whether dust gaps also imply gas gaps). A key question is how the gas in the inner disk evolves during the planet formation era. Does it follow the dust behavior (gap/hole formation) or does it decouple from the dust? Also, the outer edge of the gas potentially carries an imprint of either viscous spreading or dynamic encounters truncating the disk.

Studies of the CO ro-vibrational lines profiles show that in many cases, the onset of CO emission coincides with the dust inner radius (Goto et al., 2006, Brittain et al., 2007, Salyk et al., 2009, Hein Bertelsen et al., 2014, van der Plas et al., 2015, Hein Bertelsen et al., 2016). However, in some cases the authors find evidence for wide CO ro-vib line profiles in GI disks which host dust cavities. For example, Salyk et al. (2009) modeled the CO ro-vib inner emission radius assuming a power law intensity profile and found for LkH α 330 (IMTTS) that the CO gas resides inside the dust cavity (50 au). Several more cases are shown by Hein Bertelsen et al. (2016). In those cases, gas and dust could be spatially de-coupled. Banzatti and Pontoppidan (2015) show that the CO gas in systems with large inner cavities (as deduced from the CO line profile) is vibrationally ‘hot’. One explanation of this could be UV fluorescence reaching the outer disk because the inner disk is also devoid of dust. Following up on the powerful CO ro-vib line diagnostic, Banzatti et al. (2017a) showed

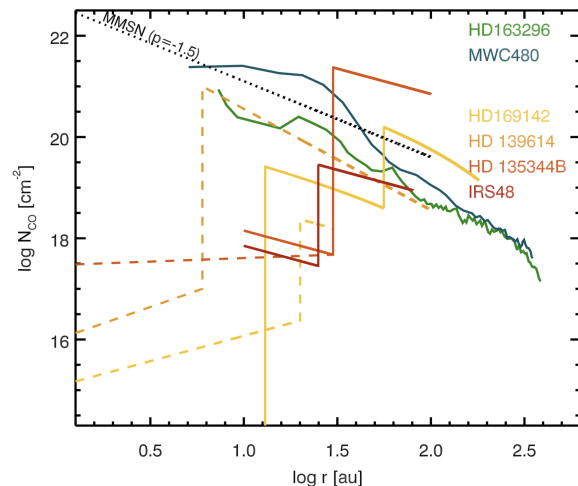


Fig. 26 Compiled CO surface density profiles from the literature (Zhang et al., 2021, Fedele et al., 2017, Carmona et al., 2014, 2017, Carmona, 2021, van der Marel et al., 2016). We used a constant CO abundance of 10^{-4} if required to convert from total gas surface densities. The solid lines are derived from ALMA data, while the dashed lines are from CRILES data. The black dotted line shows the Minimum Mass Solar Nebula. The blue/green colors indicate normal class II disks, while the yellow/orange/red colors indicate transitional disks.

that water line detections in T Tauri disks ($2.9\text{--}33\ \mu\text{m}$) correlate with gas gap sizes deduced from the CO lines. In disks with small gaps, the highest water excitation lines are no longer detected and with increasing gap size, these non-detections expand to lower excitation water lines. Antonellini et al. (2015) showed that water lines with lower excitation temperatures tend to originate from increasingly larger distances from the star. Detailed thermo-chemical disk modeling of CO ro-vibrational lines by Bosman et al. (2019) and Antonellini et al. (2020) shows that the observations of Herbig disks may point to a more complex inner disk structure, possibly de-coupling of dust and gas and possibly positive density gradients consistent with gaps carved by giant planets (e.g. Bryden et al., 1999, Lubow and D’Angelo, 2006). Carmona et al. (2014) used the CO ro-vib line profiles combined with a large set of multi-wavelength data (photometry, line fluxes, and images) for the disk around HD 135344B to deduce the shape of the gas surface density profile inside ~ 50 au. From the CO $v=1-0$ line profile they find a positive surface density profile and also evidence for dust depletion with respect to the canonical gas-to-dust ratio of 100 inside the gap of this pre-transitional disk (GI, see Fig. 26). Also fitting three CO isotopologues in the pre-transitional disk around HD 139614 indicates a positive surface density profile inside 6 au, and even possibly a deep narrow gap that could point to a giant planet around 4 au (Carmona et al., 2017). Using the same

method, the CO isotopologue lines in HD 169142 are consistent with a flat or increasing gas surface density profile inside ~ 20 au (Carmona et al. 2021; Fig. 26).

Given the high spatial resolution that ALMA offers now, the CO pure rotational lines can also be used to probe the inner disk regions. The caveat here is that the typical gas temperatures inside 10 au are above a few 100 K and so the low rotational levels are not maximally populated. In a pioneering survey of disks with inner dust gaps (pre-transitional disks⁸), van der Marel et al. (2016) characterized the depth and shape of such gaps for HD 135344B and IRS 48. They find that the sizes of gas gaps are typically smaller by a factor two compared to the dust gaps and that for HD 135344B the data at this stage cannot yet distinguish between a smooth gas surface density profile with a negative gradient and a step-like positive one (different gas depletion levels); notably the CO ro-vib data is more constraining for this object (see above). IRS48 requires a sharp edge in the gas surface density profile at ~ 25 au (see Fig. 26). The DIANA models (Woitke et al., 2019b) show that the observational data are consistent with an outer gas surface density gradient smaller than -1.5 (Minimum Mass Solar Nebula, Weidenschilling, 1977), a result previously also reported by Williams and Cieza (2011).

Concerning the outer disk, the DSHARP program (Andrews et al., 2018b) obtained high spatial resolution ALMA data (30-60 mas) for a few Herbig Ae disks, HD 163296, HD 142666 and the IMTTTS HD 143006. From this program, only one source, HD 163296, has a high quality dataset that allows the determination of a detailed gas surface density profile (see Fig. 26). Since the dust rings are not optically thin, derivation of the gas surface density profile requires simultaneous modeling of dust and gas. While Isella et al. (2016) inferred the presence of gas gaps for the inner two dust gaps at 60 and 100 au from power law (plus gaps) disk modeling of ALMA CO data, more detailed thermo-chemical dust+gas modeling using the DSHARP data does not confirm this (Rab et al., 2020). The observations of the high S/N high spatial resolution ^{12}CO data (DSHARP) are still consistent with no gas depletion inside the dust gaps.

In a sample of 22 disks from a pre-ALMA northern survey of the $^{12}\text{CO } J = 3 - 2$ line (Dent et al., 2005), Panić and Hogerheijde (2009) find from disk modeling (power-law disk models without chemistry) that 75 % of this Herbig sample are smaller than 200 au; of course, pre-ALMA data is likely biased towards large/bright

disks and could underestimate this percentage. Unfortunately, in the epoch of ALMA, there does not exist a homogeneous large survey for disk sizes at the time of this writing. Taun et al. (MSc thesis, paper in preparation) collected archival data of Herbig disks in band 6 (all three CO isotopologues) with spatial resolution of 20-100 au (e.g. data from Miley et al., 2019). They added Herbig disks observed only in band 7 (^{13}CO and C^{18}O) to enhance the sample. This led to 17 Herbig disks, ten GI, five GII and two intermediate disks (Fig. 27). The dust and gas radii were derived using the cumulative fluxes (from elliptical apertures) and defining the outer radius when 90% of the total flux was reached (see Trapman et al., 2019, for details of the method). In general, GI disks span a large range in dust (90~370 AU) and gas (180~850 AU) outer disk radii while the five GII disks are small, with four unresolved dust disks and three unresolved gas disks (^{13}CO). The GI/II disks have similar sub-mm properties (gas outer radii, continuum and CO fluxes) to GI disks. Like in the case of the lower mass counterparts (T Tauri disks), the average ratio between gas and dust outer radii is ~ 2 with a large spread (e.g. Ansdell et al., 2018). Facchini et al. (2017) and Trapman et al. (2019) find that radial drift of dust grains has a profound effect on the outer disk thermal gas structure and the ratio between inferred dust and gas radii; specifically, radial differences of a factor four or more are clear signatures of dust evolution and radial drift.

Individual disks have been investigated using high spatial resolution ALMA data and find similar results: a factor 2.4 for HD 97048 (van der Plas et al., 2017b), more than a factor 2 for HD 163296, (de Gregorio-Monsalvo et al., 2013), and more than a factor 5.8 for HD 100546 (Pineda et al., 2014). For the disks around HD 163296 and HD 100546, the authors claim that the dust disk has a sharper cut-off compared to the gas, possibly indicating signatures of grain growth and radial dust migration. The DIANA disk modeling results show that for five Herbig disks, the outer disk edge is consistent with a soft edge ($\gamma = 0.5 - 1.0$ ⁹), and only for one object, the sharp edge previously reported is recovered (HD 163296, $\gamma = 0.2$ Woitke et al., 2019a). Panić et al. (2021) investigated two binaries of intermediate separation (HD 144668 and KK Oph) where both components are surrounded by dust-rich (gas-to-dust mass ratio ≤ 2.4) planet forming disks. The respective disk sizes are consistent with tidal truncation in these systems and they appear to have lower gas masses

⁸ Note that the term transitional disk is here reserved to disks that have no near-IR excess; HD135344B and IRS48 do have such an excess.

⁹ The surface density is here assumed as $\Sigma(r) \propto r^{-\epsilon} \exp\left(-\left(\frac{r}{R_{\text{tap}}}\right)^{2-\gamma}\right)$ with the radius r and the taper radius R_{tap} .

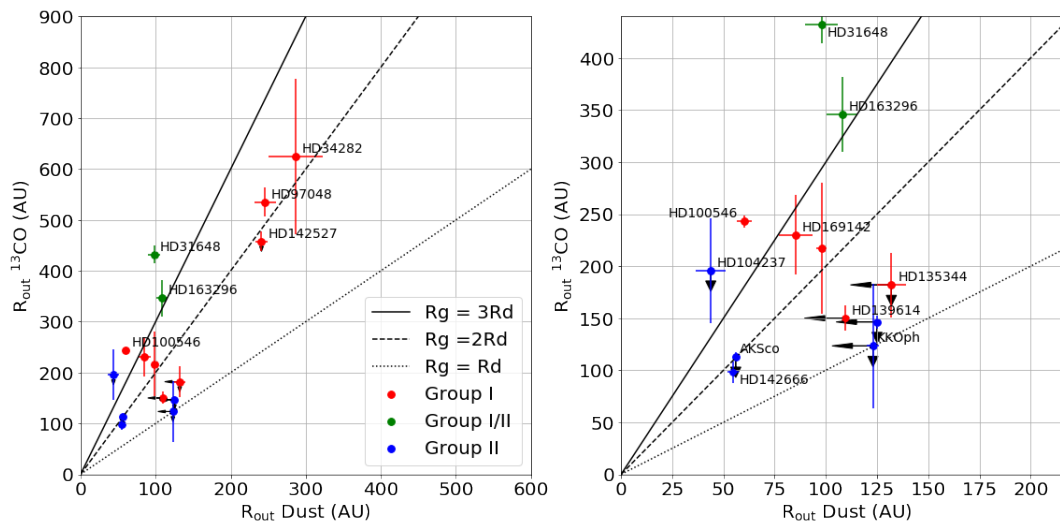


Fig. 27 Gas outer radii of Herbig disks derived from ALMA ^{13}CO archival data versus dust outer radii (Taun, MSc thesis). The right panel zooms in excluding the three largest disks.

(< 0.1 M_{Jupiter}) than the average single Herbig disks; so it is unlikely that gas giant planets can still form around these two stars.

Summary Based on NIR gas observations of Herbig disks with dust cavities (up to several 10 au), there is evidence for positive surface density gradients inside those cavities. In some cases, the gas clearly extends inside the dust cavity and in most cases, the gas-to-dust ratio is high inside the cavities. Broadly speaking, this is consistent with giant planet formation models. The gas surface density gradient in the outer disk (beyond several 10 au) is often more shallow than the minimum mass solar nebula (-1.5, see Fig. 26). We have in a few cases high spatial resolution ALMA observations indicating that growth and radial migration of dust affect the outer edges of disks around Herbig Ae stars. Intermediate separation binaries also suggest that tidal truncation operates, maybe in tandem with promoting more efficient dust evolution.

5.6 Chemistry in Herbig disks

To understand what type of planetary systems can emerge from the disks around Herbig stars, we also need to address the question of how chemically rich these disks are. (1) Which level of molecular complexity do we find compared to disks around low mass stars? (2) Are the differences primarily due to differences in the physical and thermal disk structure (e.g. level of UV and X-ray irradiation) or do they reflect true differences in the gas chemistry? And, most fundamentally, (3) do Herbig disks contain significant amounts of water, a tracer

often invoked to assess the possibility of forming habitable planets. (4) What is the C/O ratio in Herbig disks?

Level of molecular complexity: A systematic SMA survey by Öberg et al. (2010, 2011) finds a lack of cold chemistry tracers in Herbig disks, i.e. N_2H^+ , DCO^+ , DCN , H_2CO , compared to T Tauri disks. These early studies focused on the brightest (and so largest) disks in each category. With ALMA's increasing spatial resolution and sensitivity, the studies of the chemical composition of Herbig disks has gained momentum. Öberg et al. (2015) showed that the bright Herbig disk around MWC 480 hosts a number of complex nitriles (HC_3N and CH_3CN) next to the commonly detected HCN and its isotopologue. Overall, the number of Herbig disks in which ALMA has searched for molecules is still too small and the data is too inhomogeneous (spatial resolution, transitions) to have conclusive answers as to how different Herbig disks are amongst themselves (see Table 5 for sources that have molecular detections beyond the CO molecule); this is not changing with the MAPS survey (Öberg et al., 2021), since it includes only two of the already well characterized Herbig disks MWC 480 and HD 163296. In the inner disk, Spitzer surveys have shown that Herbig disks also lack the richness in molecular lines typically found in T Tauri disks (Pontoppidan et al., 2010, Salyk et al., 2011). The Herbig disks show for example no detections of HCN, C_2H_2 , CO_2 and OH; only HD 101412 is detected in CO_2 . Warm water ($\sim 300 - 700$ K) is only detected at longer wavelengths (e.g. $29.85 \mu\text{m}$, Pontoppidan et al. 2010) among several Herbig disks (4/25). HD 163296 is also clearly detected at $33 \mu\text{m}$ (Banzatti et al., 2017a). Given the low spectral resolution of Spitzer, this can be a result of limited

Table 5 Detected molecules (transitions) in Herbig disks with ALMA beyond CO. References: Bosman et al. (2019, Bo19), van der Plas et al. (2017b, vdP17), Aikawa et al. (2021, A21), Booth et al. (2019, B19), Bergner et al. (2021, B21), Carney et al. (2018, C18), Cataldi et al. (2021, C21), Fedele et al. (2017, F17), Guzmán-Díaz et al. (2021, G21), Huang et al. (2017, H17), Ilee et al. (2021, I21), Loomis et al. (2020, L20), Le Gal et al. (2021, LG21), Mathews et al. (2013, M13), Macías et al. (2017, M17), Öberg et al. (2015, O15), Pegues et al. (2020, P20), Qi et al. (2015, Q15), Zhang et al. (2021, Z21).

line	ident	HD 97048	MWC 480	HD 163296	HD 143006	HD 169142
^{12}CO	J=1-0	vdP17				
^{13}CO	J=1-0		Z21	Z21		
C^{18}O	J=1-0		Z21	Z21		
C^{17}O	J=1-0		Z21	Z21		
^{12}CO	J=2-1		Z21	Z21		F17
^{13}CO	J=2-1		Z21	Z21		F17
C^{18}O	J=2-1		B19,Z21	Q15,B19,Z21	B19	F17
^{12}CO	J=3-2	vdP17,Bo19				
HCO^+	J=1-0		A21	A21		
HCO^+	J=4-3	vdP17,Bo19		M13		
DCO^+	J=3-2					M17,C18
DCO^+	J=5-4			M13		M17,C18
H^{13}CO^+	J=1-0		A21	A21		
H^{13}CO^+	J=3-2		H17	H17		
H^{13}CO^+	J=4-3	Bo19		M13		
H_2CO	J=3-2		P20,G21	P20,G21	P20	
H_2CO	J=4-3		P20	P20		
HCN	J=1-0		G21	G21		
HCN	J=3-2		B19,G21	B19,G21	B19	
H^{13}CN	J=3-2		O15,H17	H17		
HC^{15}N	J=4-3	Bo19				
DCN	J=3-2		C21	C21		
CN	N=1-0		B21	B21		
CN	N=2-1			B21		
N_2H^+	J=3-2		L20	Q15		
N_2D^+	J=3-2		C21	C21		
HC_3N	29-28		I21	I21		
CH_3CN	12 ₀ -11 ₀		I21	I21		
C_2H	N=3-2		B19,G21	B19,G21		
C_2H	N=1-0		G21	G21		
c- C_3H_2	7 ₀₇ -6 ₁₆		I21	I21		
SO_2			LG21			
^{12}CS	J=2-1		LG21	LG21		
^{12}CS	J=5-4		LG21			
^{12}CS	J=6-5		L20			
C^{34}S	J=5-4		LG21			
H_2CS			L20,LG21			

sensitivity since models predict that the line flux scales weaker than linear with the central star luminosity (Antonellini, 2016).

Origin of differences between T Tauri and Herbig disks: Single dish sub-mm observations focused initially on detecting molecules in the cold outer disk and analysing integrated line ratios. Thi et al. (2004) presented a first comparative study of the sub-mm lines of CO, HCO^+ , CN, HCN, and H_2CO in T Tauri stars (LkCa 15 and TW Hya) and Herbig stars (HD 163296 and MWC 480); they found that the CN/HCN ratio is higher in Herbig disks than in T Tauri disks and attributed this to either differences in the radiation field (Ly α or X-rays) or a thermal effect (the two molecules have different freeze-out temperatures). Using the PdB Interferome-

ter, Henning et al. (2010) found that C_2H emission is lower in the Herbig disk around MWC 480 than in the T Tauri disks around DM Tau and LkCa 15; again, they explained this by the presence of strong UV and lack of X-rays in the case of the Herbig disk. The SMA survey by Öberg et al. (2010, 2011) shows no clear difference in the CN/HCN ratio between T Tauri and Herbig disks. Subsequent large surveys of T Tauri and Herbig disks using IRAM also show no systematic difference in CN emission between the two type of sources (Chapillon et al., 2012, Guilloteau et al., 2013). However, MWC 480 and HD 163296 show strong CN emission, while AB Aur, MWC 758, CQ Tau and SU Aur show only upper limits or weak emission. Notably the strong CN disks are both intermediate GI/GII disks; also Table 5 shows that these are also to-date the two best

studied disks. Contrary to the above studies, Chapillon et al. (2012) find that the CN/HCN line ratio is higher in Herbig disks compared to T Tauri disks — however, the sample for which both lines have been observed with IRAM is small.

A comprehensive ALMA line survey of LkCa 15 (a T Tauri star) and MWC480 finds clear differences in the cold chemistry tracers N_2H^+ , and DCN, and the nitriles HC_3N , CH_3CN . The latter are brighter in the Herbig disk, maybe due to its intrinsically higher temperatures (Loomis et al., 2020). Le Gal et al. (2019) focused on the sulphur bearing molecules in disks including again MWC 480. They find no difference in CS between T Tauris and this Herbig disk. On the other hand, a much larger sample studied by Pegues et al. (2020) shows that H_2CO (formaldehyde) is less abundant in Herbig disks compared to T Tauri disks. The observations suggest that both chemical channels, gas-phase and grain-surface, likely operate to explain the formaldehyde observations in disks; hydrogenation of CO ice can lead to efficient H_2CO formation in cold T Tauri disks. The general idea is that formaldehyde can be further hydrogenated to methanol (e.g. Hiraoka et al., 1994, Watanabe and Kouchi, 2002) and simulations support that this works under the conditions found in cold dense cores or cold YSO envelopes (Cuppen et al., 2009). Carney et al. (2019) carried out a deep search for methanol in HD 163296 with no detection. Compared to TW Hya, the methanol to formaldehyde ratio is much lower. However, still multiple explanations are possible given that we still have an incomplete picture of the role of surface chemistry versus gas phase chemistry and also given uncertainties in the desorption efficiencies of these two molecules.

The cold chemistry in the outer disk also drives deuteration of molecules. Huang et al. (2017) find no significant difference in the deuteration between the T Tauri and Herbig disks (MWC 480 and HD 163296). This is surprising given the earlier finding of a comparative lack/lower emission level of cold chemistry tracers in the outer disk of Herbig stars.

Disk modeling studies (van Zadelhoff et al., 2003, Cazzoletti et al., 2018) indeed suggest that higher FUV irradiation enhances the CN emission. Walsh et al. (2015), Antonellini (2016), Agúndez et al. (2018) used thermo-chemical models to investigate the difference in chemical composition between disks of various spectral types. Using the same generic disk structure and exchanging the central star, Agúndez et al. (2018) do not find striking differences in the outer disk molecular reservoir between T Tauri and Herbig disks. Walsh et al. (2015) use the same approach and focus on the inner 10 au. They do not find significant differences between Herbig and

T Tauri disks in key molecules such as HCN and C_2H_2 ; if at all, the Herbig disks have higher column densities. It is important to note that these works assumed high abundances of relatively small grains in the disk surface (up to $1\ \mu\text{m}$ size). This causes the H/ H_2 transition to reside very high in the disk at warm temperatures (several 100 K), thus promoting a very efficient neutral chemistry (Walsh et al., 2015). This is not the case in disk models that assume a wider grain size distribution (up to mm-size) and dust settling; the small grains are then indeed left in the disk surface, but their fractional mass is much smaller, preventing high abundances of H_2O and C_2H_2 above $\tau \sim 1$ in the disk surface (Woitke et al., 2019b, Greenwood et al., 2019).

Water in Herbig disks: The lowest excitation water lines from the outer disk have been detected with Herschel/HIFI in one out of four Herbig stars (HD 100546 detection versus HD 163296, MWC 758, MWC 480 non detections van Dishoeck et al., 2021). Also, water ice has been unambiguously detected in the Herbig disks HD 142527 (Min et al., 2016b) and HD 100546 (Honda et al., 2016), see Sect. 4.7.

Moving slowly to warmer disk regions closer to the star, warm water ($\sim 200 - 300$ K) has been detected in the far-IR with Herschel in HD 163296 (Meeus et al., 2012), and through line stacking also in HD 104237 and HD 142527 (Fedele et al., 2013). Contrary to the fundamental water lines, HD 100546 is not detected in warm water with PACS; the original claim by Sturm et al. (2010) has been retracted (Meeus et al., 2012). Also warm OH ($\sim 100 - 500$ K) has been detected in disks, both in GI and GII (Meeus et al., 2012, Fedele et al., 2012, 2013). Higher OH/ H_2O abundance ratios are found in Herbig disks compared to T Tauri disks based on slab models that assume the same spatial origin for both molecules. However, thermo-chemical models of T Tauri disks show that these lines originate from very different radial and vertical disk layers (Woitke et al., 2019b, Greenwood et al., 2019).

At NIR wavelengths, ground based studies have been used to search for hot water (few 1000 K) and OH in the inner disks around Herbig stars (Fedele et al., 2011, Brittain et al., 2016, Adams et al., 2019). The NIR detections of OH are more common among GI disks (Brittain et al., 2016) in contrast to the far-IR OH detections. This could relate to the inner disk architecture where dust cavities/gaps (more common among GI disks) create better excitation conditions, e.g. at the inner edge of the outer disk. Brittain et al. (2016) find that the high J CO and OH P4.5 doublet line ratio is roughly constant (~ 10) in Herbig disks; T Tauri disks show a lower ratio between the CO P10 line and the

OH doublet at $2.9\,\mu\text{m}$ (Banzatti et al., 2017a). Subsequently, Adams et al. (2019) found that the H_2O to OH line ratio in Herbig disks (based on HD 101412 and upper limits from Fedele et al., 2011) is systematically lower than for T Tauri disks (Banzatti et al., 2017a).

The C/O ratio in Herbig disks: A key controversy at this stage is the global C/O ratio in disks, because it relates very closely to the composition of gas giant planets and planetary atmospheres forming within these disks. Bruderer et al. (2012), Kama et al. (2016a,b) use a combination of atomic fine structure lines ([O I], [C I], [C II]) and CO sub-mm lines to investigate the carbon depletion in the upper layers of the outer disk; the [C I] data originates from APEX surveys. They find that the volatile carbon abundance could be a factor 5–20 lower than the solar one (2.7×10^{-4} relative to hydrogen, Asplund et al., 2009); however to derive robust conclusions, [C I] detections are essential, thus warranting the sensitivity of ALMA. The recent MAPS project found no difference in the amount of CO depletion in three T Tauri and two Herbig disks (Zhang et al., 2021). Subsequent 2D thermo-chemical disk modeling of the five disks (Bosman et al., 2021) shows that the C/O ratio varies strongly within each disk, irrespective of spectral type.

Summary: Surveys of Herbig disks have shown less chemical richness compared to their lower mass counterparts, the T Tauri disks. The to-date richest Herbig disks are the two GI/GII disks HD 163296 and MWC 480; however, this could be a selection bias since few comprehensive Herbig line surveys have been done with ALMA. Despite thermo-chemical modeling, it remains unclear the extent to which this is due to differences in disk structure or chemistry. A systematic survey of OH, water and CO would again be key (see also Sect. 5.3) in disentangling the excitation and abundance question for these molecules and understanding the differences between T Tauri and Herbig disks. If elemental carbon depletion is invoked to explain the weak CO lines in the submm, factors of up to several 10 (relative to solar) are found in Herbig disks; the C/O ratio could be as high as 2.

5.7 Differences between Herbig Ae and Be disks

Most of the discussion above pertains to disks around Herbig Ae stars. Their B-type counterparts have much higher luminosities and they often reside in more distant star forming regions (see also Sect. 4.1). The larger distance and their embedded nature makes them difficult targets for directly resolving their disks. However,

they have been studied spectroscopically from optical to far-IR wavelengths.

Bik and Thi (2004) detected the CO bandhead emission in a young B-type star (IRAS08576-4334, $M_* = 6\,M_\odot$) and showed that it is fully consistent with originating from a small (few au sized) disk in Keplerian rotation. Subsequent X-shooter and SINFONI data (Ellerbroek et al., 2011) suggest that the system also features a jet and would thus be still accreting with rates of the order of $10^{-5} - 10^{-6}\,M_\odot/\text{yr}$. Ramírez-Tannus et al. (2017) classified and investigated young stellar objects in M17 ($d=1.98\,\text{kpc}$) and found five of them having a spectral type B (B243, B268, B275, B331, B337) and at least two of the attributes: NIR excess, CO bandhead emission, double-peaked emission lines of hydrogen, the Ca triplet, [O I] 6300\AA ; B275 had been previously confirmed to be a young pre-main sequence B-type star by Ochsendorf et al. (2011). A detailed analysis of the line profiles shows that the gaseous disks are again very small (0.5-5 au scale) and that the hydrogen emission originates from further out compared to [O I] and the Ca triplet. Ilee et al. (2013, 2014) detected the CO overtone emission at $2.3\,\mu\text{m}$ with CRIRES and X-shooter in a sample of 6 out of 91 Herbig disks (4 Be disks and 2 Ae disks); the detection rate is higher among the Be disks. Fitting the CO overtone line profile again suggests an origin within a small gaseous disk ($< \text{few au}$). For the B-type stars, the CO emitting region is well inside the estimated dust sublimation radius, but well beyond the corotation radius. So, the picture that emerges is that these Be-type stars have a NIR excess and host small gaseous disks, likely inside the dust sublimation radius.

At far-IR wavelength, Jiménez-Donaire et al. (2017) compared the Herschel far-IR spectra of two Herbig Be stars (R Mon with spectral type B8, 0.8 kpc, and PDS 27 with spectral type B2, 1.25 kpc). While the spectrum of the B8 type star is rich in emission lines of [O I], H_2O , OH and CO up to $J = 34 - 33$, the B2 star barely shows any emission lines, besides CO up to $J = 11 - 10$. However, due to the limited spatial and spectral resolution, the disk and outflow (shock) contribution to these lines cannot be disentangled. Further observations at far-IR and sub-mm wavelengths (either with high spatial or spectral resolution), are required to find out whether the more massive HBe stars possess outer gaseous disks similar to the Herbig Ae stars or not.

Summary: Over the past 25 years it has become clear that Herbig stars possess rotationally supported gas disks. Spectroscopic capabilities across the electromagnetic spectrum have revealed the presence of many molecules in these disks. Thermo-chemical models of disks can re-

produce the main trends. The mass of disks remains highly uncertain and model dependent. There is a discrepancy between the masses of disks inferred from various indirect tracers and the stellar accretion rate that points to either missing physics in our interpretation of stellar accretion rates and/or the interpretations of tracers used to infer the mass of disks. While there is evidence that Herbig Be stars possess disks, these are much smaller and less chemically rich than their Herbig Ae counterparts.

5.8 The relative radial distribution of gas and dust in disks around Herbig stars

At large spatial scales (few 10's of au), the substructures frequently seen in the dust do not always have a corresponding gas structure and vice versa. For example, the clear dust gaps in HD 163296 have a correspondence in the gas (Isella et al., 2016), but this can be a pure temperature and/or opacity effect (van der Marel et al., 2018, Rab et al., 2020). The pre-transitional disk around HD 142527 shows a clear dust trap in 1.3 mm emission, but the CO emission is smoother and extends much further inwards (Boehler et al., 2017). HCN and CS emission in this source is offset from the dust trap by almost 180° (van der Plas et al., 2014); again, the explanation could be either a temperature or an opacity effect. AB Aur shows two prominent ^{12}CO gas spiral arms inside the mm dust cavity (Tang et al., 2017).

A radial dependence on the vertical dust settling has been measured in the disk around HD 163296. At the inner dust ring (~ 70 au), dust and gas remain vertically well mixed. At the outer dust ring (~ 100 au), the scale height of the dust is roughly ten times smaller than the scale height of the gas (Doi and Kataoka, 2021). This is consistent with only the inner ring being detected in scattered light (Muro-Arena et al., 2018).

At the spatial scales of the inner disk, interferometric studies of the dust and optical and near-IR spectroscopy of the [OI] and CO ro-vibrational lines can reveal whether or not gas and dust are co-spatial. van der Plas et al. (2009) inferred that CO is absent in the dust gaps (< 10 au) of HD 97048 and HD 100546; however, [OI] 6300 Å emission extends well inside the dust gaps, thus showing the presence of gas. van der Plas et al. (2015) then compared the inner radius derived from CO emission with that of the dust and other inner disk gas tracers ([OI], PAHs) for a larger sample of Herbig stars. The GI disks show systematically larger CO inner radii than GII disks; in both cases, the [OI] emission extends further inward than the CO. Banzatti and Pontoppidan (2015), Banzatti et al. (2017b) compared the CO and water emission lines to measurements of

the dust inner holes. They confirm that inner dust gaps are indeed depleted in molecular line emission (water and CO). Hein Bertelsen et al. (2016) added to the CO diagnostic by introducing the line FWHM as function of upper level quantum number J as a new diagnostic: (1) a constant FWHM versus J can be used to infer the presence of a dust gap, (2) the presence of line wings can indicate the presence of gas inside a dust gap, and (3) a strongly decreasing line flux versus J behaviour can indicate a gas depleted region (Hein Bertelsen 2015, PhD thesis). Carmona et al. (2014, 2017) studied two pre-transitional disks (HD 135344B, HD 139614) with very deep CRIRES observations and find that for these two disks, the dust gaps (30 and 6 au respectively) are partially filled with molecular gas emission. This agrees with the findings from ALMA CO submm observations by van der Marel et al. (2016).

Summary: The structures observed in gas lines and in the continuum do not necessarily correspond. This may be due to either temperature or opacity effects. The vertical mixing of the gas and dust has been shown to vary for at least one source which may explain differences in what is observed in the mm continuum and in scattered light. In the inner disk, the inward extent of the molecular gas tends to follow the inward extent of the dust, though there are exceptions. Atomic gas (as traced by [OI] for example) generally extends inward of the molecular gas. Thermo-chemical disk modeling work (Bruderer, 2013, Bosman et al., 2019, van der Marel et al., 2018, Hein Bertelsen 2015, PhD thesis) has revealed the complex interplay between gas and dust in the inner disk. The local gas-to-dust ratio, dust opacities, disk scale height, presence of dust traps and gas excitation mechanism all play a role in interpreting the observations.

6 PLANET FORMATION AROUND HERBIG STARS

6.1 Planet occurrence rates among intermediate mass stars

The occurrence rate of super-Earths within ~ 1 au of their host star peaks at $0.5 M_\odot$ (Mulders et al. 2021, see also Howard et al. 2012, Mulders et al. 2015). On the other hand, the occurrence rate of supra-Jovian mass planets with periods ≤ 4 years increases with stellar mass reaching a maximum at $\sim 2 M_\odot$ and then rapidly declines (Reffert et al. 2015, see also Luhm et al. 2019, Johnson et al. 2010). The most massive star around which a planet has been detected thus far is a binary with a system mass of $6\text{--}10 M_\odot$ (Janson et al., 2021).

The planet was detected by direct imaging and has a semi-major axis of 560 au. Thus it is clear that planets can form even around fairly massive Herbig stars.

Transit searches for planets find systematically lower occurrence rates for planets than radial velocity searches that is largely driven by selection effects of the surveys (Moe and Kratter, 2021). These authors note that this driven by the fact that binaries with intermediate separations ($a=0.5 - 200$ au) suppress planet formation and that radial velocity searches systematically exclude binaries while transit searches do not. Moe and Kratter (2021) argue that half of the dependence of the superEarth occurrence rate on stellar mass can be accounted for by the effect of binaries. The occurrence rate of supra-Jovian mass planets within 1 au around single AF stars is $8.6 \pm 2.3\%$ (Moe and Kratter, 2021) - consistent with the estimate by Reffert et al. (2015) for solar metallicity stars with masses ranging from $1.8-2.6M_{\odot}$. It is not clear how the occurrence rate of supra-Jovian mass planets scales with orbital separation.

Indeed, direct images of planets around intermediate mass stars are rare. Bowler (2016) find that high mass planets ($5-13 M_J$) are detected at 30–300 au orbital separation in only a small fraction of young A-stars (2.8%). Similarly, the *Gemini Planet Imager Exoplanet Survey* (GPIS) reports a modestly higher occurrence rate for the same mass range of supra-Jovian planets ($9^{+5}_{-4}\%$) from 10–100 au (Figure 28; Nielsen et al. 2019). Assuming that this reflects the actual occurrence rate of massive companions orbiting intermediate mass stars (i.e., the planets haven’t migrated inward of $\sim 10-30$ au), one might conclude that only a few percent of Herbig stars should reveal signatures of ongoing supra-Jovian gas giant planet formation at distances $\gtrsim 10$ au. However, that does not appear to be the case. Here we summarize the evidence for ongoing planet formation in Herbig disks and discuss the challenges to detecting forming planets in these systems.

6.2 Sign-posts of planets in disks

There are several indirect signatures of the presence of planets in disks: the λ Boö phenomenon, falling evaporative bodies, gaps/rings in disks, kinematic signatures in the orbital motion of the gas in the vicinity of the orbit of a gas giant planet, and spiral arms. Here we describe what each of these signposts tell us about the presence of planets in disks around Herbig stars.

6.2.1 The λ Boötis phenomenon

The identification of the λ Boötis phenomenon among Herbig stars has been interpreted as a signpost of a gap-

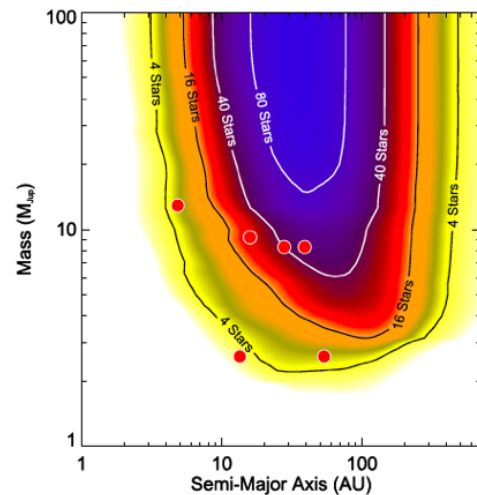


Fig. 28 Depth of search for the intermediate mass stars in the GPIS sample (Nielsen et al., 2019). Of the 123 intermediate mass stars observed thus far, four reveal planets: β Pic, 51 Eri, HD 95806, and HR 8799. Three of the six imaged companions orbit HR 8799.

opening planet in the disk (e.g., Acke and Waelkens, 2004, Folsom et al., 2012, Kama et al., 2015, Jermyn and Kama, 2018). The λ Boötis phenomenon was first identified by Morgan et al. (1943) who noted a depletion of Mg and Ca in the photosphere of λ Boötis. The definition of the class of λ Boö stars has been refined and is now understood to comprise late-B through early-F stars ($10,500 \text{ K} \leq T_{\text{eff}} \leq 6,500 \text{ K}$) that possess a depletion of refractory elements and near solar abundance of volatile species (Paunzen et al., 2002). Such stars comprise about 2% of main-sequence field stars in this spectral type range.

There are two related leading hypotheses to account for this anomalous abundance pattern. Waters et al. (1992) propose that λ Boö stars continue to accrete residual material from the circumstellar environment. The refractory elements are disproportionately found in dust that is blown away more efficiently than gas resulting in this abundance pattern. Kamp et al. (2002) note that there is no correlation between the λ Boö phenomenon with stellar age spanning several billion years leading them to suggest that the anomalous abundance pattern arises from the passage of these stars through the diffuse ISM. In this scenario gas is accreted selectively relative to the dust as the dust is blown away by the radiation pressure of the star.

The λ Boö abundance pattern observed among main sequence B-F stars has also been observed among Herbig stars (Acke and Waelkens, 2004, Bruderer et al., 2012, Folsom et al., 2012). In contrast to $\sim 2\%$ of field stars that show this abundance pattern, Folsom et al.

(2012) found that at least 33% of Herbig stars show this effect. Building on this work, Kama et al. (2015) examined the relationship between the abundance of GI Herbig stars and GII Herbig stars (see also Kama et al. 2016a,b, Jermyn and Kama 2018, Kama et al. 2019, Castelli et al. 2020). Kama et al. (2015) find that while the abundance of volatiles among GI and GII Herbig stars are equivalent, GI Herbig stars are depleted in refractory elements by ~ 0.5 dex. These authors note that all known disks with cavities among Herbig stars are GI sources. They note that pressure bumps in the disk at the boundary of gaps (perhaps due to planet-disk tidal interactions) trap and hold back grains (cf. Sect. 4.9.1), leading to accretion onto the star from an inner gas rich disk depleted in refractory elements. Based on their analysis they conclude that $\sim 1/3$ of Herbig stars could possess a planet with sufficient mass to open a gap that results in a dust filtration.

6.2.2 Falling Evaporative Bodies

As mentioned in Sec. 2.3.2, the narrow, intermittent components of metallic absorption lines in the spectra of Herbig stars have been interpreted as due to infalling, evaporating material such as exo-comets.

In fact, the presence of these infalling comets is another indirect signpost of planets in disks around Herbig stars. These were first observed towards the young debris disk β Pic by Ferlet et al. (1987). Beust et al. (1991) suggest that the presence of these infalling solid bodies result from stirring by a planetary mass body. Grady et al. (1996) observed similar behaviour towards a large sample of Herbig stars and suggest that this phenomenon is evidence that planets have already formed in the disk and thus perturb planetesimals onto eccentric orbits that bring them close to the star. However, the gas in the inner disk of Herbig stars should damp the eccentricity of these orbits. Further study of the association between the occurrence rate of red shifted absorption features and clearing of the inner disk (or perhaps the accretion rate) may clarify whether this mechanism is plausible.

In the largest survey of this phenomenon to date, Rebollido et al. (2020) studied a sample of 117 main sequence stars with spectral types spanning G8 - B8. Their sample was selected on the basis of having either 1) previous evidence of β Pic like phenomena, 2) an edge-on debris disk, 3) a debris disk with cold gas, 4) an infrared excess, 5) membership in a young association, 6) shell stars, or 6) a λ Boö abundance pattern. Among this sample, 16 of the stars showed variable red or blue shifted features that could be attributed to infalling evaporative bodies (i.e., exocomets) all of which

were earlier than A9. They note that this could be due to the difficulty of detecting these signatures against the structure in the cooler photospheres. An unbiased survey of young A and B stars may shed additional light on the presence of planets around these stars necessary for stirring exocomets and thus the occurrence of planets in disks around Herbig stars.

6.2.3 Rings and gaps in disks

The presence of a planet in a disk also has other effects on its structure, as we saw in section 4.9.1. To summarize, the radial drift that would naturally occur in disks can only be halted by strong enough pressure bumps, that in turn are caused by objects of certain mass. Pressure bumps due to massive planets will lead to disk structures like cavities or rings, while the absence of strong pressure bumps will not be able to halt radial drift of the dust grains efficiently, making the disk more compact over time. In these disks, less massive planets such as super-earths could still form. Therefore, for a $1.5 M_{\odot}$ star, disks with large cavities have massive planets ($> 200 M_{\oplus}$), while ring-like disks host somewhat lighter planets ($M \sim 70\text{--}200 M_{\oplus}$), and lastly compact disks have planets with a mass $< 10 M_{\oplus}$ (van der Marel and Mulders, 2021).

From a comparison of exoplanet statistics with a large ALMA disk survey, not only including Herbig stars but also lower-mass T Tauri stars, van der Marel and Mulders (2021) show that the occurrence rate of exoplanets inferred from radial velocity and transit surveys among stars in different mass bins is in agreement with occurrence rate of disk structures (cavity, rings). The authors also conclude that the mass of a planet present in the disk is crucial in determining the disk structure and size.

6.2.4 Kinematic Planetary Signatures

When planets in a disk open a gap (cf. Sect. 4.9.1), the resulting pressure gradient will affect the orbital velocity of the gas (Perez et al., 2015, Pérez et al., 2018, Pinte et al., 2019, Disk Dynamics Collaboration et al., 2020). The gas exterior to the gap will experience a boost and the gas interior to the orbit of the planet will be slowed (see for example Armitage, 2007). In the spiral structures emanating from the planet, the deviation from a Keplerian orbit reaches a maximum. This results in a ‘Doppler flip’ (for a review of this phenomenon see Disk Dynamics Collaboration et al., 2020, and references therein). These authors propose a set of criteria for confirming that such kinematic signatures of planets

(KSPs) are not artefacts due to processing and discuss other effects that can mimic this phenomenon.

With the unparalleled sensitivity, spatial resolution, and spectral resolution of ALMA, several authors have presented evidence of KSPs in disks around Herbig stars: AB Aur (Tang et al., 2017), HD 163296 (Pinte et al., 2018b, Teague et al., 2018, 2021), HD 100546 (Walsh et al., 2017, Casassus and Perez, 2019, Pérez et al., 2020), HD 97048 (Pinte et al., 2019), and MWC 480 (Teague et al., 2021). While these observations are too expensive to have conducted an unbiased survey of nearby Herbig stars, the results are suggestive. Application of this technique to more sources will elucidate the frequency of gas giant planet formation in disks.

6.2.5 Spiral arms in disks

High-resolution, high-contrast observations of Herbig disks with 8m class telescopes have produced exquisite images. Indeed, Dong et al. (2018a) noted that of the 10 Herbig stars within 200 pc that had been imaged and lack a stellar companion from $0.3''$ - $5''$ that could drive spiral arms in the outer disk, five show spiral structure (Fig. 29). Since then additional sources have been imaged such as HD 139614 (Muro-Arena et al., 2020) which shows multiple rings and significant shadowing indicative of warped disk. There are at least two mechanisms that can give rise to spiral structure: gravitational instabilities or planet-disk interactions with a supra-Jovian mass planet. A gravitationally unstable disk will form spiral structures (e.g., Hall et al. 2019). While disk masses of order $M_D \sim 0.5M_\star$ are necessary to drive two-armed spirals and only last for thousands of years, multi-armed spirals can form with disk masses as low as $0.1M_\star$ and persist for Myrs. Are such masses representative of disks around Herbig stars?

Typical dust masses in GI Herbig stars are around $1 - 3 \times 10^{-4} M_\odot$ (Garufi et al., 2018), so assuming $d/g = 0.01$, disk masses would be typically $1 - 3 \times 10^{-2} M_\odot$. However, measuring disk mass is fraught with uncertainty. Estimates of disk mass from CO isotopologues, mm-continuum, and disk accretion rates span roughly two orders of magnitude (Sect. 5.1). As disk mass estimates from stellar accretion rates are often consistent with $M_{\text{disk}} \sim 0.1M_\star$, multi-armed spirals observed around Herbig stars could be the consequence of moderately gravitationally unstable disks. On the other hand, models of the upper limits on flux of HD suggest that most Herbig stars' disks may not be gravitationally unstable (Kama et al., 2020). Whatever the case, two-armed spirals require much higher disk masses and survive in that state for very short periods of time, so

it is unlikely that gravitational instability accounts for these.

Alternatively, a massive planet can account for the spiral structure observed in these disks (e.g., Fung et al., 2015, Dong and Fung, 2017, Dong et al., 2018a). Thus it appears that the population of supra-Jovian mass planets in the outer disk ($\gtrsim 30 \text{ au}$) of young intermediate mass stars could be ~ 20 - 50% which is consistent with the occurrence rate inferred from Kama et al. (2015) from the abundance patterns of Herbig stars. However, at this time there has only been one confirmed detection of a gas giant planet orbiting a Herbig star (AB Aur b; Currie et al. 2022; see also Zhou et al. 2022). While the direct detection of young massive companions orbiting intermediate mass stars remains quite low (Bowler, 2016, Nielsen et al., 2019), indirect signposts of forming massive companions are quite common. The disparity between the detection rate of supra-Jovian mass planets beyond $\sim 30 \text{ au}$ and the frequency of indirect signatures of planet formation in this range is a puzzle.

Summary: There are a number of indirect pieces of evidence that point to the ubiquity of planet formation in the disks of Herbig stars including the λ Boö phenomenon, the presence of falling evaporative bodies, rings and gaps in disks, KSPs, and spiral structure. While the exoplanet statistics and occurrence rate of gaps/rings in disks are fairly consistent (van der Marel et al., 2021), there is tension between the detection rate of supra-Jovian mass planets from 30-300au and the occurrence rate of spiral structures pointing to the presence of supraJovian gas giant planets in this region (Dong et al., 2018a). Validation of these indirect signatures by connecting them to detections of planets is crucial.

6.3 Detecting forming planets in disks

The detectability of gas giant planets depends on their formation pathway. The two limits are the hot start and cold start births (e.g., Marley et al., 2007, Fortney et al., 2008, Spiegel and Burrows, 2012). In the case of the hot start, the accreting material goes into heating the planet making it more luminous. In the case of the cold start, the accreting material radiates its energy away resulting in a colder, less luminous young planet. For the first 100 Myr of the planet's life, this makes a significant difference in the luminosity of the planet. In the case of the young MS stars HR 8799 and β Pic, it appears that the orbiting companions began their life as hot start planets (Brandt et al., 2021a,b). If this is the typical formation pathway for Jovian mass planets, then it sharpens the discrepancy between the

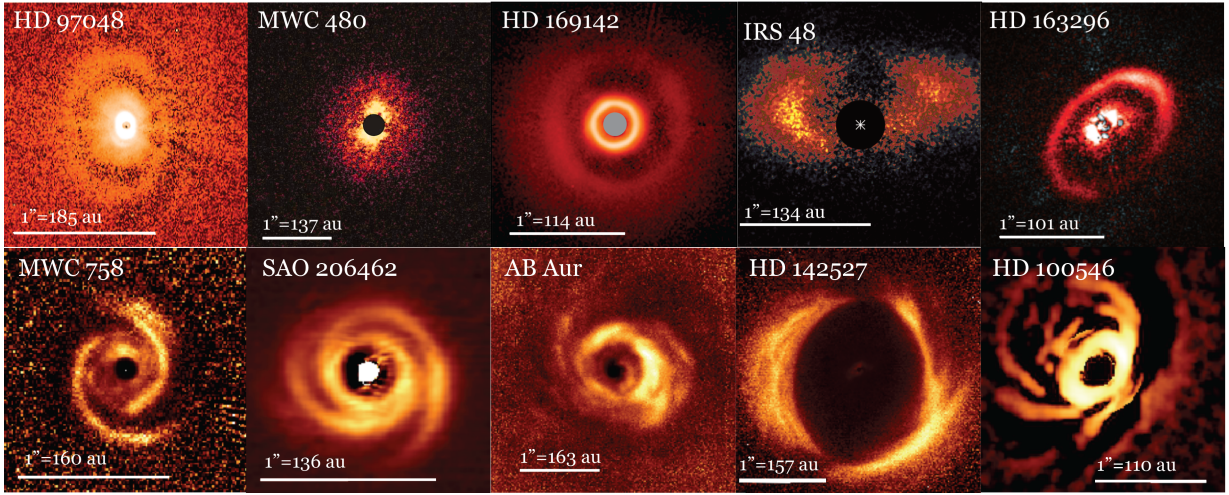


Fig. 29 10 single Herbig stars within 200pc that have been imaged with high contrast imagery (based on figures from Ginski et al., 2016, Kusakabe et al., 2012, Pohl et al., 2017, van der Marel et al., 2021, Muro-Arena et al., 2018, Benisty et al., 2015, Garufi et al., 2013, Hashimoto et al., 2011, Avenhaus et al., 2017, Follette et al., 2017). Of these 10 Herbig stars, five show spiral structure indicative of the presence of a supra-Jovian mass planet (Dong et al., 2018b).

evident signposts of forming massive companions and the direct detection of such companions orbiting young intermediate mass stars.

One possibility is that the initial conditions of forming planets span the whole cold start – hot start continuum (Spiegel and Burrows, 2012). If there is a significant number of planets that begin their life as cold start objects, then the escaping accretion energy from the circumplanetary disk should be readily detectable (Brittain et al., 2020). Several complementary techniques have been employed to detect the presence of forming planets in disks such as sparse aperture masking (e.g., Huélamo et al. 2011), angular differential imaging (ADI; e.g., Marois et al. 2006), $H\alpha$ imaging (e.g., Close et al. 2014), and deep searches with ALMA (e.g., Andrews et al., 2021). There have been several intriguing hints of planets imaged in disks around Herbig stars (e.g., HD 100546-Quanz et al. 2013a, Currie et al. 2014, Quanz et al. 2015, Currie et al. 2015, Follette et al. 2017, Rameau et al. 2017, Currie et al. 2017, MWC 758-Reggiani et al. 2018, Wagner et al. 2019, Boccaletti et al. 2021, HD 169142-Reggiani et al. 2014, Ligi et al. 2018, Gratton et al. 2019, and AB Aur Currie et al. 2022); however, AB Aur is the only Herbig star with a confirmed planet detected in the disk thus far. This low detection rate is similar to that of T Tauri stars where PDS 70 is the only one for which forming planets have been imaged (Keppler et al., 2018, Müller et al., 2018, Haffert et al., 2019, Isella et al., 2019, Zurlo et al., 2020, Benisty et al., 2021).

It could be that planets in disks accrete episodically, and our sample is too small to have detected a forming

planet in its accretion outburst phase (Brittain et al., 2020). Another possibility is that emission from circumplanetary disks peaks in the MIR and current NIR surveys for forming planets lack the requisite sensitivity to detect a forming planet (e.g., Szulágyi et al. 2019). An alternative approach to direct imaging of a forming planet is spectroscopic monitoring of warm gas emission lines arising from the circumplanetary disk.

Rab and Kamp (2019) used the thermochemical code, ProDiMo (Woitke et al., 2009), to calculate the gas and dust temperature of a circumplanetary disk. They find that the gas is much hotter than the dust. In their reference model, gas at a temperature of $\gtrsim 1500$ K extends to 0.3 au before dropping to 500 K at 0.5 au and 150 K at 1 au. The temperature depends on the interstellar background radiation, the accretion luminosity of the planet, and shock heating as gas enters the circumplanetary disk. They showed that it is plausible to detect rotational lines of CO from a circumplanetary disk with ALMA. The spatial and spectral resolution of ALMA will provide useful insight to the circumplanetary structure of material accreting onto forming planets.

While the circumplanetary disk is not resolvable with 8m class telescopes, high-resolution spectroscopy serves as a surrogate for spatial resolution. This technique was pioneered in the study of classical T Tauri stars and has been applied extensively to the study of warm CO and OH emission in disks around Herbig stars 5. Such observations may also provide the means to detect circumplanetary disks (Brittain et al., 2019).

Circumplanetary envelopes have complex structures that likely include a rotationally supported circumplan-

etary disk whose outer extent may range from one-third to the full extent of the Hill sphere (e.g., Quillen et al., 2004, Ayliffe and Bate, 2009b,a, Martin and Lubow, 2011, Tanigawa et al., 2012, Ayliffe and Bate, 2012, Gressel et al., 2013, Szulágyi et al., 2014, 2016, 2017). Models indicate that the temperature in the circumplanetary disk is $\gtrsim 1000\text{ K}$ in steady state (Szulágyi, 2017) and perhaps much higher during an outburst (Zhu, 2015). At these sizes and temperatures, ro-vibrational emission of CO in the NIR is also detectable (e.g., Najita et al., 2003).

The ro-vibrational CO emission from the Herbig star with a pre-transition disk, HD 100546, may arise from such a scenario. The presence of an inner companion has been inferred from a component of the $v = 1 - 0$ ro-vibrational CO emission that varies relative to the stable hot band (i.e., $v' \geq 2$) emission (Brittain et al. 2019). The profile of the $v = 1 - 0$ ro-vibrational line varied relative to the lines with $v' \geq 2$ (i.e., the hot band lines). In 2003 the line profile of the $v = 1 - 0$ lines matched the profile of the hot band lines. In 2006 the red side of the $v = 1 - 0$ line brightened. In 2010, the $v = 1 - 0$ line remained elevated relative to 2003, but the Doppler shift of the emission was -1 km s^{-1} . In 2013, the blue side of the $v = 1 - 0$ line was brighter than in 2003. By 2017, the line profile returned to the profile of the gas in 2003 (Brittain et al., 2019). The Doppler shift and time between observations is consistent with a source of warm gas orbiting at $11.6 - 12.3\text{ au}$. In the case of HD 100546, the CO flux is consistent with emission from gas in a circumplanetary disk with a radius of $\sim 0.3\text{ au}$ (Brittain et al., 2013). Pyerin et al. (2021) model the 0.9mm ALMA images of this HD 100546 and find that an $8M_{\text{Jup}}$ planet best reproduces the ring structure that is observed. The Hill sphere of an object with this mass 12 au from HD 100546 is $\sim 1\text{ au}$, so a circumplanetary disk that fills one-third of the Hill sphere is comparable to the size of the emitting region inferred from the CO emission. Oberg et al. (2022) applied thermochemical modeling of such a circumplanetary disk and found that the luminosity of the emission of the CO ro-vibrational emission inferred from their modeling is consistent with the observed luminosity.

The source of the CO emission is now behind the near side of the disk. When it emerges in 2031, the source of emission can be studied with 30 m class telescopes. In the meantime, ongoing monitoring of CO emission from similar transition disks around Herbig stars may provide additional candidate sources (Banzatti et al., 2022). Expansion of this sample will open the door to more detailed studies of this important environment.

Summary: There has only been one robust detection of a planet in a disk around a Herbig star at the time of this writing (Currie et al., 2022). Improvements in instrumentation and the commissioning of 30m class telescopes will likely enable further detections. A complimentary approach to detecting the presence of the planet is to observe gas lines from the circumplanetary disk. Rab and Kamp (2019) show that rotational lines of CO from circumstellar disks should be observable for wide-orbit systems. Brittain et al. (2019) provide evidence of ro-vibrational CO emission arising from a circumplanetary disk that is consistent with expectations from models (Oberg et al., 2022).

7 FUTURE PROSPECTS

Immense progress has been made since the last dedicated review of Herbig stars (Waters and Waelkens, 1998b), and there are several exciting lines of inquiry available to astronomers that promise to advance our understanding of these important objects even more over the next 25 years. Here we summarize a few of the key areas of investigation that we believe will be particularly fruitful.

Since George Herbig first proposed a class of intermediate mass pre-main sequence stars, identifying objects of this class has been a challenge. Over the years, catalogs of Herbig stars have included controversial candidates. As the number of objects in these catalogs has been limited, the study of intermediate mass pre-main sequence stars has necessarily been limited. Furthermore, once pre-main sequence intermediate mass stars shed their disk, they are difficult to identify due to a lack of activity signatures (the so-called “Naked Herbig” that are analogs to weak lined T Tauri stars). Large scale surveys such as from telescopes such as Spitzer, WISE, and Gaia have improved this situation. For example, Mooley et al. (2013) used Spitzer and Wise data to identify young A stars in Taurus. Using the Gaia database, Vioque et al. (2020) used Machine Learning to increase the number of Herbig-candidates by an order of magnitude. Upcoming large scale surveys enabled by instrumentation such as WEAVE and facilities such as Pan-STARRS and the Vera Rubin Observatory promise to enable further such advances in our identification of Herbig stars.

The source of the X-ray emission observed from Herbig stars is still not well understood. Roughly 70% of Herbig stars are binaries (Sec. 2.1) and roughly 70% of Herbig stars are detected in X-rays (Sec. 2.2). However, there is little overlap among these samples. A dedicated study of multiplicity among Herbig stars for which X-ray observations exist will clarify the extent to which

lower mass companions can account for the X-ray properties of Herbig stars.

Related to this is the structure of the stellar magnetic field. There is compelling evidence that Herbig stars with masses $\lesssim 4 M_{\odot}$ accrete magnetospherically, but the geometry of these fields has not been established. The more massive Herbig stars appear to be accreting by some other process, with boundary layer accretion being the leading contender. Modeling this for Herbig stars will clarify the situation and perhaps provide a more accurate means of converting accretion luminosity to accretion rate. There is some evidence that the accretion rate of $2\text{--}2.5 M_{\odot}$ Herbig stars declines as t_{age}^{-2} from $\sim 3\text{--}10$ Myr. However, this may underestimate the rate of decline as non-accreting A stars in this age bin are not included in this sample. Combining data from the evolutionary precursors to Herbig stars (intermediate mass T Tauri stars) and non-accreting A-stars in this age bin will shed light on how the accretion rate of intermediate mass stars evolves.

As the UV excess that veils the Balmer discontinuity is difficult to measure for accretion rates less than $10^{-8} M_{\odot} \text{ yr}^{-1}$, we must rely on proxies such as H I emission lines. However, the underlying physics that drives this correlation is not known. Optical and NIR interferometry at longer baselines is necessary to determine the origin of these lines - particularly for very low accreting sources. As it stands, the accretion rates inferred for Herbig stars imply much higher disk masses than typically observed by other indirect tracers such as (sub)mm CO lines (and their isotopologues), (sub)mm dust emission, and HD emission.

Excellent progress has been made on understanding the distribution of dust in disks and the resultant SED. The evolutionary pathways that lead to GI and GII disks and the metamorphosis of pre-transitional disks to transition disks to debris disks remains an open question. New instrumentation such as MATISSE on the VLT will provide unparalleled interferometric imaging in the thermal IR (L' -, M -, and N -) bands. This will clarify the radial structure of the inner disks around GI and GII Herbig stars. The James Webb Space Telescope, with its dramatic increase in sensitivity, will enable the study of solid state features for a much larger sample of Herbig stars allowing better characterization of the role of environment on the dust properties of these stars, and to detect weak emission from gas in the inner disk. Such studies will also enable studies of the role stellar multiplicity plays in the development of GI and GII disks. ALMA has revolutionized our understanding of mm grains in disks, and now the Square Kilometer Array (SKA) promises to do the same for cm-sized grains (Ilee et al., 2020). Looking even fur-

ther ahead the Next Generation Very Long Array will provide unprecedented resolution and sensitivity at frequencies bridging SKA and ALMA.

Our knowledge of the gas content of Herbig disks has increased remarkably over the past 25 yrs. Thermochemical modeling of disks is able to reproduce many of the trends observed among various gas emission lines spanning the NIR to the mm. JWST, with its enhanced resolution and sensitivity, promises to open new windows into the gas content of disks albeit many known Herbig stars being too bright to be studied. Understanding how the gas content and excitation varies among stars with different effective temperatures, degrees of flaring, and dust properties will improve the characterization of the initial chemical conditions of forming planets; especially in the inner disk (< 10 au) the synergy between continuum and emission line studies can provide unique insights. We note that ALMA observations have only scratched the surface of understanding the chemistry in disks (MWC 480 and HD 163296 the only two disks being studied in detail) and more efforts are required to push beyond the commonly used tracer CO. Perhaps the most direct tracer of disk mass is HD, but the conversion of line flux from this molecule into disk masses requires careful characterization of the disk temperature which in turn depends sensitively on the dust properties of the disk. The mass of disks around Herbig stars remains an ongoing puzzle.

Finally, the detection of planets around Herbig stars remains a challenge. The advent of 30m class telescopes in the coming decade will enhance our sensitivity to the presence of forming planets and move the inner working angle closer to the star. The detection of a significant sample of forming planets will provide the means to probe the early evolution of forming planets and clarify the range of initial conditions (bounded by the cold start and hot start scenarios) are reflected in the population of planets and thus clarify the status of direct imaging surveys of gas giant planets around young main sequence stars in the solar neighborhood.

8 A NEW DEFINITION OF HERBIG STARS

While the empirical classification criteria that defined the classes of Herbig and T Tauri stars have been, and still are, very useful for many studies of star- and planet formation, we already noted in Sect. 1.1 that a full view on the evolution of intermediate mass stars should ideally be based on the mass of the star (more difficult to derive directly from observations) and not directly on its temperature (evident from spectral type). This thought motivates the definition of a new, stellar mass-based definition of the group of Herbig stars, i.e. leaving

out the spectral type limitation of the Herbig star or T Tauri star definitions. As a lower mass boundary we propose to use the criterion that the atmosphere has to be radiative at the ZAMS. We propose to define the Herbig stars as the class of intermediate mass young stars that are evolving towards the main sequence, with mass $\gtrsim 1.5 M_{\odot}$, that are surrounded by a remnant accretion disk, as evidenced by the detection of circumstellar gas at optical and/or longer wavelengths, and an IR excess caused by circumstellar dust. Herbig stars can be subdivided into warmer Herbig Ae/Be stars and cooler IMTT stars. The upper mass boundary is more difficult to establish. The stars with masses $\gtrsim 8-10 M_{\odot}$ likely reach the main sequence prior to the dissipation of the surrounding envelope and are all but impossible to detect on a pre-main sequence track. However there are well established pre-main sequence B stars that exceed this mass (e.g., MWC 297). This definition carves out a general area in the HR diagram whose boundaries are set by the birth line, the ZAMS line, and evolutionary tracks of stars with mass $\gtrsim 1.5 M_{\odot}$.

Acknowledgements IK acknowledges funding from the European Union H2020-MSCA-ITN-2019 under Grant Agreement no. 860470 (CHAMELEON). GM acknowledges funding from the Spanish project "On the Rocks II" (PGC2018-101950-B-I00). RDO acknowledges funding for the STARRY project which received funding from the European Union's Horizon 2020 research and innovation programme under MSCA ITN-EID grant agreement No 676036.

Conflict of interest

The authors declare that they have no conflict of interest.

References

- Ababakr KM, Oudmaijer RD, Vink JS (2016) Linear spectropolarimetry across the optical spectrum of Herbig Ae/Be stars. *MNRAS*461(3):3089–3110, DOI 10.1093/mnras/stw1534, 1607.02440
- Ababakr KM, Oudmaijer RD, Vink JS (2017) A statistical spectropolarimetric study of Herbig Ae/Be stars. *MNRAS*472:854–868, DOI 10.1093/mnras/stx1891, 1707.08408
- Acke B, Waelkens C (2004) Chemical analysis of 24 dusty (pre-)main-sequence stars. *A&A*427:1009–1017, DOI 10.1051/0004-6361:20041460, astro-ph/0408221
- Acke B, van den Ancker ME, Dullemond CP, van Boekel R, Waters LBFM (2004) Correlation between grain growth and disk geometry in Herbig Ae/Be systems. *A&A*422:621–626, DOI 10.1051/0004-6361:20040197, astro-ph/0404553
- Acke B, van den Ancker ME, Dullemond CP (2005) [O I] 6300 Å emission in Herbig Ae/Be systems: Signature of Keplerian rotation. *A&A*436(1):209–230, DOI 10.1051/0004-6361:20042484, astro-ph/0502504
- Acke B, Bouwman J, Juhász A, Henning T, van den Ancker ME, Meeus G, Tielens AGGM, Waters LBFM (2010) Spitzer's View on Aromatic and Aliphatic Hydrocarbon Emission in Herbig Ae Stars. *ApJ*718(1):558–574, DOI 10.1088/0004-637X/718/1/558, 1006.1130
- Adams SC, Ádámkócs M, Carr JS, Najita JR, Brittain SD (2019) Water and OH Emission from the Inner Disk of a Herbig Ae/Be Star. *ApJ*871(2):173, DOI 10.3847/1538-4357/aaf9a4, 1812.07094
- Agúndez M, Roueff E, Le Petit F, Le Bourlot J (2018) The chemistry of disks around T Tauri and Herbig Ae/Be stars. *A&A*616:A19, DOI 10.1051/0004-6361/201732518, 1803.09450
- Aikawa Y, Cataldi G, Yamato Y, Zhang K, Booth AS, Furuya K, Andrews SM, Bae J, Bergin EA, Berngruber JB, Bosman AD, Cleeves LI, Czekala I, Guzmán VV, Huang J, Ilee JD, Law CJ, Le Gal R, Loomis RA, Ménard F, Nomura H, Öberg KI, Qi C, Schwarz KR, Teague R, Tsukagoshi T, Walsh C, Wilner DJ (2021) Molecules with ALMA at Planet-forming Scales (MAPS). XIII. HCO⁺ and Disk Ionization Structure. *ApJS*257(1):13, DOI 10.3847/1538-4365/ac143c, 2109.06419
- Alecian E, Wade GA, Catala C, Grunhut JH, Landstreet JD, Bagnulo S, Böhm T, Folsom CP, Marsden S, Waite I (2013) A high-resolution spectropolarimetric survey of Herbig Ae/Be stars - I. Observations and measurements. *MNRAS*429:1001–1026, DOI 10.1093/mnras/sts383, 1211.2907
- ALMA Partnership, Brogan CL, Pérez LM, Hunter TR, Dent WRF, Hales AS, Hills RE, Corder S, Fomalont EB, Vlahakis C, Asaki Y, Barkats D, Hirota A, Hodge JA, Impellizzeri CMV, Kneissl R, Liuzzo E, Lucas R, Marcelino N, Matsushita S, Nakanishi K, Phillips N, Richards AMS, Toledo I, Aladro R, Brogiere D, Cortes JR, Cortes PC, Espada D, Galarza F, Garcia-Appadoo D, Guzman-Ramirez L, Humphreys EM, Jung T, Kamenno S, Laing RA, Leon S, Marconi G, Mignano A, Nikolic B, Nyman LA, Radiszcz M, Remijan A, Rodón JA, Sawada T, Takahashi S, Tilanus RPJ, Vila Vilario B, Watson LC, Wiklund T, Akiyama E, Chapillon E, de Gregorio-Monsalvo I, Di Francesco J, Gueth F, Kawamura A, Lee CF, Nguyen Luong Q, Mangum J, Pietu V, Sanhueza P, Saigo K, Takakuwa S, Ubach C, van Kem-

- pen T, Wootten A, Castro-Carrizo A, Francke H, Gallardo J, Garcia J, Gonzalez S, Hill T, Kaminiski T, Kurono Y, Liu HY, Lopez C, Morales F, Plarre K, Schieven G, Testi L, Videla L, Villard E, Andreani P, Hibbard JE, Tatematsu K (2015) The 2014 ALMA Long Baseline Campaign: First Results from High Angular Resolution Observations toward the HL Tau Region. *ApJ*808(1):L3, DOI 10.1088/2041-8205/808/1/L3, 1503.02649
- Alonso-Albi T, Fuente A, Bachiller R, Neri R, Planesas P, Testi L, Berné O, Joblin C (2009) Circumstellar disks around Herbig Be stars. *A&A*497:117–136, DOI 10.1051/0004-6361/200810401, 0812.1636
- Andre P, Ward-Thompson D, Barsony M (1993) Submillimeter Continuum Observations of rho Ophiuchi A: The Candidate Protostar VLA 1623 and Prestellar Clumps. *ApJ*406:122, DOI 10.1086/172425
- Andrews SM (2020) Observations of Protoplanetary Disk Structures. *ARA&A*58:483–528, DOI 10.1146/annurev-astro-031220-010302, 2001.05007
- Andrews SM, Huang J, Pérez LM, Isella A, Dullemond CP, Kurtovic NT, Guzmán VV, Carpenter JM, Wilner DJ, Zhang S, Zhu Z, Birnstiel T, Bai XN, Benisty M, Hughes AM, Öberg KI, Ricci L (2018a) The Disk Substructures at High Angular Resolution Project (DSHARP). I. Motivation, Sample, Calibration, and Overview. *ApJ*869:L41, DOI 10.3847/2041-8213/aaf741, 1812.04040
- Andrews SM, Huang J, Pérez LM, Isella A, Dullemond CP, Kurtovic NT, Guzmán VV, Carpenter JM, Wilner DJ, Zhang S, Zhu Z, Birnstiel T, Bai XN, Benisty M, Hughes AM, Öberg KI, Ricci L (2018b) The Disk Substructures at High Angular Resolution Project (DSHARP). I. Motivation, Sample, Calibration, and Overview. *ApJ*869(2):L41, DOI 10.3847/2041-8213/aaf741, 1812.04040
- Andrews SM, Elder W, Zhang S, Huang J, Benisty M, Kurtovic NT, Wilner DJ, Zhu Z, Carpenter JM, Pérez LM, Teague R, Isella A, Ricci L (2021) Limits on Millimeter Continuum Emission from Circumplanetary Material in the DSHARP Disks. *ApJ*916(1):51, DOI 10.3847/1538-4357/ac00b9, 2105.08821
- Ansdell M, Williams JP, van der Marel N, Carpenter JM, Guidi G, Hogerheijde M, Mathews GS, Manara CF, Miotello A, Natta A, Oliveira I, Tazzari M, Testi L, van Dishoeck EF, van Terwisga SE (2016) ALMA Survey of Lupus Protoplanetary Disks. I. Dust and Gas Masses. *ApJ*828(1):46, DOI 10.3847/0004-637X/828/1/46, 1604.05719
- Ansdell M, Williams JP, Trapman L, van Terwisga SE, Facchini S, Manara CF, van der Marel N, Miotello A, Tazzari M, Hogerheijde M, Guidi G, Testi L, van Dishoeck EF (2018) ALMA Survey of Lupus Protoplanetary Disks. II. Gas Disk Radii. *ApJ*859(1):21, DOI 10.3847/1538-4357/aab890, 1803.05923
- Antonellini S (2016) Water in protoplanetary disks - Line flux modeling and disk structure. PhD thesis, Kapteyn Astronomical Institute, University of Groningen, Landleven 12, 9700 AV Groningen, The Netherlands ;EMAIL:antonellini@astro.rug.nl;EMAIL:
- Antonellini S, Kamp I, Riviere-Marichalar P, Meijerink R, Woitke P, Thi WF, Spaans M, Aresu G, Lee G (2015) Understanding the water emission in the mid- and far-IR from protoplanetary disks around T Tauri stars. *A&A*582:A105, DOI 10.1051/0004-6361/201525724, 1510.01482
- Antonellini S, Banzatti A, Kamp I, Thi WF, Woitke P (2020) Model exploration of near-IR ro-vibrational CO emission as a tracer of inner cavities in protoplanetary disks. *A&A*637:A29, DOI 10.1051/0004-6361/201834077, 2003.11788
- Armitage PJ (2007) Lecture notes on the formation and early evolution of planetary systems. arXiv e-prints astro-ph/0701485, astro-ph/0701485
- Armitage PJ (2019) Physical Processes in Protoplanetary Disks. *Saas-Fee Advanced Course* 45:1, DOI 10.1007/978-3-662-58687-7_1
- Arun R, Mathew B, Manoj P, Ujjwal K, Kartha SS, Viswanath G, Narang M, Paul KT (2019) On the Mass Accretion Rate and Infrared Excess in Herbig Ae/Be Stars. *AJ*157(4):159, DOI 10.3847/1538-3881/ab0ca1, 1903.01070
- Arun R, Mathew B, Rengaswamy S, Manoj P, Narang M, Kartha SS, Maheshwar G (2021) Discovery of an M-type companion to the Herbig Ae Star V1787 Ori. *MNRAS*501(1):1243–1252, DOI 10.1093/mnras/staa3652, 2011.10222
- Asplund M, Grevesse N, Sauval AJ, Scott P (2009) The Chemical Composition of the Sun. *ARA&A*47(1):481–522, DOI 10.1146/annurev.astro.46.060407.145222, 0909.0948
- Augereau JC, Lagrange AM, Mouillet D, Papaloizou JCB, Goro PA (1999) On the HR 4796 A circumstellar disk. *A&A*348:557–569, astro-ph/9906429
- Avenhaus H, Quanz SP, Meyer MR, Brittain SD, Carr JS, Najita JR (2014) HD100546 Multi-epoch Scattered Light Observations. *ApJ*790(1):56, DOI 10.1088/0004-637X/790/1/56, 1405.6120
- Avenhaus H, Quanz SP, Schmid HM, Dominik C, Stolker T, Ginski C, de Boer J, Szulágyi J, Garufi A, Zurlo A, Hagelberg J, Benisty M, Henning T, Ménard F, Meyer MR, Baruffolo A, Bazzon A, Beuzit JL, Costille A, Dohlen K, Girard JH, Gisler D, Kasper M, Mouillet D, Pragt J, Roelfsema R,

- Salasnich B, Sauvage JF (2017) Exploring Dust around HD 142527 down to 0."025 (4 au) Using SPHERE/ZIMPOL. *AJ*154(1):33, DOI 10.3847/1538-3881/aa7560, 1705.09680
- Ayliffe BA, Bate MR (2009a) Circumplanetary disc properties obtained from radiation hydrodynamical simulations of gas accretion by protoplanets. *MNRAS*397:657–665, DOI 10.1111/j.1365-2966.2009.15002.x, 0904.4884
- Ayliffe BA, Bate MR (2009b) Gas accretion on to planetary cores: three-dimensional self-gravitating radiation hydrodynamical calculations. *MNRAS*393:49–64, DOI 10.1111/j.1365-2966.2008.14184.x, 0811.1259
- Ayliffe BA, Bate MR (2012) The growth and hydrodynamic collapse of a protoplanet envelope. *MNRAS*427:2597–2612, DOI 10.1111/j.1365-2966.2012.21979.x, 1208.5513
- Bagnoli T, van Lieshout R, Waters LBFM, van der Plas G, Acke B, van Winckel H, Raskin G, Meerburg PD (2010) An Inner Gaseous Disk Around the Herbig Be Star MWC 147. *ApJ*724(1):L5–L8, DOI 10.1088/2041-8205/724/1/L5, 1010.1414
- Bai XN (2013) Wind-driven Accretion in Protoplanetary Disks. II. Radial Dependence and Global Picture. *ApJ*772(2):96, DOI 10.1088/0004-637X/772/2/96, 1305.7232
- Baines D, Oudmaier RD, Porter JM, Pozzo M (2006) On the binarity of Herbig Ae/Be stars. *MNRAS*367:737–753, DOI 10.1111/j.1365-2966.2006.10006.x, astro-ph/0512534
- Baldovin-Saavedra C, Audard M, Carmona A, Güdel M, Briggs K, Rebull LM, Skinner SL, Ercolano B (2012) On the origin of [Ne II] emission in young stars: mid-infrared and optical observations with the Very Large Telescope. *A&A*543:A30, DOI 10.1051/0004-6361/201118329, 1205.2182
- Banzatti A, Pontoppidan KM (2015) An Empirical Sequence of Disk Gap Opening Revealed by Rotational CO. *ApJ*809:167, DOI 10.1088/0004-637X/809/2/167, 1507.06650
- Banzatti A, Pontoppidan KM, Salyk C, Herczeg GJ, van Dishoeck EF, Blake GA (2017a) The Depletion of Water During Dispersal of Planet-forming Disk Regions. *ApJ*834(2):152, DOI 10.3847/1538-4357/834/2/152, 1611.06230
- Banzatti A, Pontoppidan KM, Salyk C, Herczeg GJ, van Dishoeck EF, Blake GA (2017b) The Depletion of Water During Dispersal of Planet-forming Disk Regions. *ApJ*834:152, DOI 10.3847/1538-4357/834/2/152, 1611.06230
- Banzatti A, Garufi A, Kama M, Benisty M, Brittain S, Pontoppidan KM, Rayner J (2018) Observing the linked depletion of dust and CO gas at 0.1-10 au in disks of intermediate-mass stars. *A&A*609:L2, DOI 10.1051/0004-6361/201732034, 1711.09095
- Banzatti A, Abernathy KM, Brittain S, Bosman AD, Pontoppidan KM, Boogert A, Jensen S, Carr J, Najita J, Grant S, Sigler RM, Sanchez MA, Kern J, Rayner JT (2022) Scanning Disk Rings and Winds in CO at 0.01-10 au: A High-resolution M-band Spectroscopy Survey with IRTF-iSHELL. *AJ*163(4):174, DOI 10.3847/1538-3881/ac52f0, 2202.03438
- Beckwith SVW, Sargent AI, Chini RS, Guesten R (1990) A survey for circumstellar disks around young stellar objects. *AJ*99:924–945, DOI 10.1086/115385
- Behrend R, Maeder A (2001) Formation of massive stars by growing accretion rate. *A&A*373:190–198, DOI 10.1051/0004-6361:20010585, astro-ph/0105054
- Beltrán MT, de Wit WJ (2016) Accretion disks in luminous young stellar objects. *A&ARv*24:6, DOI 10.1007/s00159-015-0089-z, 1509.08335
- Benisty M, Perraut K, Mourard D, Stee P, Lima GHRA, Le Bouquin JB, Borges Fernandes M, Chesneau O, Nardetto N, Tallon-Bosc I, McAlister H, Ten Brummelaar T, Ridgway S, Sturmman J, Sturmman L, Turner N, Farrington C, Goldfinger PJ (2013) Enhanced H α activity at periastron in the young and massive spectroscopic binary HD 200775. *A&A*555:A113, DOI 10.1051/0004-6361/201219893, 1306.0390
- Benisty M, Juhasz A, Boccaletti A, Avenhaus H, Milli J, Thalmann C, Dominik C, Pinilla P, Buenzli E, Pohl A, Beuzit JL, Birnstiel T, de Boer J, Bonnefoy M, Chauvin G, Christiaens V, Garufi A, Grady C, Henning T, Huelamo N, Isella A, Langlois M, Ménard F, Mouillet D, Olofsson J, Pantin E, Pinte C, Pueyo L (2015) Asymmetric features in the protoplanetary disk MWC 758. *A&A*578:L6, DOI 10.1051/0004-6361/201526011, 1505.05325
- Benisty M, Bae J, Facchini S, Keppler M, Teague R, Isella A, Kurtovic NT, Pérez LM, Sierra A, Andrews SM, Carpenter J, Czekala I, Dominik C, Henning T, Menard F, Pinilla P, Zurlo A (2021) A Circumplanetary Disk around PDS70c. *ApJ*916(1):L2, DOI 10.3847/2041-8213/ac0f83, 2108.07123
- Benisty M, Dominik C, Follette K, Garufi A, Ginski C, Hashimoto J, Keppler M, Kley W, Monnier J (2022) Optical and Near-infrared View of Planet-forming Disks and Protoplanets. arXiv e-prints arXiv:2203.09991, 2203.09991
- Bergin EA, Cleeves LI, Gorti U, Zhang K, Blake GA, Green JD, Andrews SM, Evans NJ II, Henning T, Öberg K, Pontoppidan K, Qi C, Salyk C, van Dishoeck EF (2013) An old disk still capable

- of forming a planetary system. *Nature* 493:644–646, DOI 10.1038/nature11805, 1303.1107
- Bergner JB, Öberg KI, Guzmán VV, Law CJ, Loomis RA, Cataldi G, Bosman AD, Aikawa Y, Andrews SM, Bergin EA, Booth AS, Cleaves LI, Czekala I, Huang J, Ilee JD, Le Gal R, Long F, Nomura H, Ménard F, Qi C, Schwarz KR, Teague R, Tsukagoshi T, Walsh C, Wilner DJ, Yamato Y (2021) Molecules with ALMA at Planet-forming Scales (MAPS). XI. CN and HCN as Tracers of Photochemistry in Disks. *ApJS* 257(1):11, DOI 10.3847/1538-4365/ac143a, 2109.06694
- Berrilli F, Corciulo G, Ingrassio G, Lorenzetti D, Nisini B, Strafella F (1992) Infrared Emission from Dust Structures Surrounding Herbig Ae/Be Stars. *ApJ* 398:254, DOI 10.1086/171853
- Bertout C (1989) T Tauri stars - Wild as dust. *ARA&A* 27:351–395, DOI 10.1146/annurev.aa.27.090189.002031
- Bertout C, Basri G, Bouvier J (1988) Accretion disks around T Tauri stars. *ApJ* 330:350–373, DOI 10.1086/166476
- Beust H, Vidal-Madjar A, Ferlet R (1991) The beta Pectoris protoplanetary system. XII. Planetary perturbations in the disk and star-grazing bodies. *A&A* 247:505
- Bibo EA, The PS (1990) A study of the Herbig Ae-type star UX Orionis : its remarkable behaviour in the colour-magnitude diagram, and the properties of its dust shell. *A&A* 236:155
- Bik A, Thi WF (2004) Evidence for an inner molecular disk around massive Young Stellar Objects. *A&A* 427:L13–L16, DOI 10.1051/0004-6361:200400088, astro-ph/0410098
- Biller BA, Liu MC, Rice K, Wahhaj Z, Nielsen E, Hayward T, Kuchner MJ, Close LM, Chun M, Ftaclas C, Toomey DW (2015) The Gemini NICI Planet-Finding Campaign: asymmetries in the HD 141569 disc. *MNRAS* 450(4):4446–4457, DOI 10.1093/mnras/stv870, 1504.05224
- Birnstiel T, Dullemond CP, Brauer F (2010) Gas- and dust evolution in protoplanetary disks. *A&A* 513:A79, DOI 10.1051/0004-6361/200913731, 1002.0335
- Blondel PFC, Djie HRETA (2006) Modeling of PMS Ae/Fe stars using UV spectra. *A&A* 456(3):1045–1068, DOI 10.1051/0004-6361:20040269
- Boccaletti A, Di Folco E, Pantin E, Dutrey A, Guiloteau S, Tang YW, Piétu V, Habart E, Milli J, Beck TL, Maire AL (2020) Possible evidence of ongoing planet formation in AB Aurigae. A showcase of the SPHERE/ALMA synergy. *A&A* 637:L5, DOI 10.1051/0004-6361/202038008, 2005.09064
- Boccaletti A, Pantin E, Ménard F, Galicher R, Lanois M, Benisty M, Gratton R, Chauvin G, Ginski C, Lagrange AM, Zurlo A, Biller B, Bonavita M, Bonnefoy M, Brown-Sevilla S, Cantalloube F, Desidera S, D'Orazi V, Feldt M, Hagelberg J, Lazzoni C, Mesa D, Meyer M, Perrot C, Vigan A, Sauvage JF, Ramos J, Rousset G, Magnard Y (2021) Investigating point sources in MWC 758 with SPHERE. *A&A* 652:L8, DOI 10.1051/0004-6361/202141177, 2107.07850
- Boehler Y, Weaver E, Isella A, Ricci L, Grady C, Carpenter J, Perez L (2017) A Close-up View of the Young Circumbinary Disk HD 142527. *ApJ* 840(1):60, DOI 10.3847/1538-4357/aa696c, 1704.00787
- Boersma C, Peeters E, Martín-Hernández NL, van der Wolk G, Verhoeff AP, Tielens AGGM, Waters LBFM, Pel JW (2009) A spatial study of the mid-IR emission features in four Herbig Ae/Be stars. *A&A* 502(1):175–187, DOI 10.1051/0004-6361/200911820
- Bohn AJ, Benisty M, Perraut K, van der Marel N, Wölfer L, van Dishoeck EF, Facchini S, Manara CF, Teague R, Francis L, Berger JP, Garcia-Lopez R, Ginski C, Henning T, Kenworthy M, Kraus S, Ménard F, Mérand A, Pérez LM (2022) Probing inner and outer disk misalignments in transition disks. Constraints from VLTI/GRAVITY and ALMA observations. *A&A* 658:A183, DOI 10.1051/0004-6361/202142070, 2112.00123
- Bonnell IA, Bate MR, Clarke CJ, Pringle JE (2001) Competitive accretion in embedded stellar clusters. *MNRAS* 323(4):785–794, DOI 10.1046/j.1365-8711.2001.04270.x, astro-ph/0102074
- Booth AS, Walsh C, Ilee JD, Notsu S, Qi C, Nomura H, Akiyama E (2019) The First Detection of $^{13}\text{C}^{17}\text{O}$ in a Protoplanetary Disk: A Robust Tracer of Disk Gas Mass. *ApJ* 882(2):L31, DOI 10.3847/2041-8213/ab3645, 1908.05045
- Bosman AD, Banzatti A, Bruderer S, Tielens AGGM, Blake GA, van Dishoeck EF (2019) Probing planet formation and disk substructures in the inner disk of Herbig Ae stars with CO rovibrational emission. *A&A* 631:A133, DOI 10.1051/0004-6361/201935910, 1909.02031
- Bosman AD, Alarcón F, Bergin EA, Zhang K, van't Hoff MLR, Öberg KI, Guzmán VV, Walsh C, Aikawa Y, Andrews SM, Bergner JB, Booth AS, Cataldi G, Cleaves LI, Czekala I, Furuya K, Huang J, Ilee JD, Law CJ, Le Gal R, Liu Y, Long F, Loomis RA, Ménard F, Nomura H, Qi C, Schwarz KR, Teague R, Tsukagoshi T, Yamato Y, Wilner DJ (2021) Molecules with ALMA at Planet-forming Scales (MAPS). VII. Substellar O/H and C/H and Superstellar C/O in Planet-feeding Gas. *ApJS* 257(1):7, DOI 10.3847/1538-4365/ac1435, 2109.06221

- Boss AP (1997) Giant planet formation by gravitational instability. *Science* 276:1836–1839, DOI 10.1126/science.276.5320.1836
- Bouvier J, Corporon P (2001) Herbig Ae/Be Visual Binaries. In: Zinnecker H, Mathieu R (eds) *The Formation of Binary Stars*, vol 200, p 155
- Bouvier J, Alencar SHP, Harries TJ, Johns-Krull CM, Romanova MM (2007) Magnetospheric Accretion in Classical T Tauri Stars. *Protostars and Planets V* pp 479–494, [astro-ph/0603498](#)
- Bouwman J, Meeus G, de Koter A, Hony S, Dominik C, Waters LBFM (2001) Processing of silicate dust grains in Herbig Ae/Be systems. *A&A* 375:950–962, DOI 10.1051/0004-6361:20010878
- Bowler BP (2016) Imaging Extrasolar Giant Planets. *PASP* 128(10):102001, DOI 10.1088/1538-3873/128/968/102001, 1605.02731
- Brandt GM, Brandt TD, Dupuy TJ, Li Y, Michalik D (2021a) Precise Dynamical Masses and Orbital Fits for beta Pic β and β Pic c. *AJ* 161(4):179, DOI 10.3847/1538-3881/abdc2e, 2011.06215
- Brandt GM, Brandt TD, Dupuy TJ, Michalik D, Marleau GD (2021b) The First Dynamical Mass Measurement in the HR 8799 System. *ApJ* 915(1):L16, DOI 10.3847/2041-8213/ac0540, 2105.12820
- Braun TAM, Yen HW, Koch PM, Manara CF, Miotello A, Testi L (2021) Dynamical Stellar Masses of Pre-main-sequence Stars in Lupus and Taurus Obtained with ALMA Surveys in Comparison with Stellar Evolutionary Models. *ApJ* 908(1):46, DOI 10.3847/1538-4357/abd24f, 2012.07441
- Bressan A, Marigo P, Girardi L, Salasnich B, Dal Cero C, Rubele S, Nanni A (2012) PARSEC: stellar tracks and isochrones with the PAdova and TRieste Stellar Evolution Code. *MNRAS* 427:127–145, DOI 10.1111/j.1365-2966.2012.21948.x, 1208.4498
- Brittain SD, Rettig TW (2002) CO and H₃⁺ in the protoplanetary disk around the star HD141569. *Nature* 418:57–59, DOI 10.1038/nature800
- Brittain SD, Simon T, Najita JR, Rettig TW (2007) Warm Gas in the Inner Disks around Young Intermediate-Mass Stars. *ApJ* 659:685–704, DOI 10.1086/511255, [astro-ph/0612201](#)
- Brittain SD, Najita JR, Carr JS, Liskowsky J, Troutman MR, Doppmann GW (2013) High-resolution Near-infrared Spectroscopy of HD 100546. II. Analysis of Variable Rovibrational CO Emission Lines. *ApJ* 767:159, DOI 10.1088/0004-637X/767/2/159, 1311.5647
- Brittain SD, Najita JR, Carr JS, Ádámkovics M, Reynolds N (2016) A Study of Ro-vibrational OH Emission from Herbig Ae/Be Stars. *ApJ* 830(2):112, DOI 10.3847/0004-637X/830/2/112, 1608.00986
- Brittain SD, Najita JR, Carr JS (2019) High-resolution Near-infrared Spectroscopy of HD 100546. IV. Orbiting Companion Disappears on Schedule. *ApJ* 883(1):37, DOI 10.3847/1538-4357/ab380b, 1908.00132
- Brittain SD, Najita JR, Dong R, Zhu Z (2020) The Planetary Luminosity Problem: “Missing Planets” and the Observational Consequences of Episodic Accretion. *ApJ* 895(1):48, DOI 10.3847/1538-4357/ab8388, 2003.11980
- Bruderer S (2013) Survival of molecular gas in cavities of transition disks. I. CO. *A&A* 559:A46, DOI 10.1051/0004-6361/201321171, 1308.2966
- Bruderer S, van Dishoeck EF, Doty SD, Herczeg GJ (2012) The warm gas atmosphere of the HD 100546 disk seen by Herschel. Evidence of a gas-rich, carbon-poor atmosphere? *A&A* 541:A91, DOI 10.1051/0004-6361/201118218, 1201.4860
- Bryden G, Chen X, Lin DNC, Nelson RP, Papaloizou JCB (1999) Tidally Induced Gap Formation in Protoplanetary Disks: Gap Clearing and Suppression of Protoplanetary Growth. *ApJ* 514(1):344–367, DOI 10.1086/306917
- Calvet N, Muzerolle J, Briceño C, Hernández J, Hartmann L, Saucedo JL, Gordon KD (2004) The Mass Accretion Rates of Intermediate-Mass T Tauri Stars. *AJ* 128:1294–1318, DOI 10.1086/422733
- Calvet N, D’Alessio P, Watson DM, Franco-Hernández R, Furlan E, Green J, Sutter PM, Forrest WJ, Hartmann L, Uchida KI, Keller LD, Sargent B, Najita J, Herter TL, Barry DJ, Hall P (2005) Disks in Transition in the Taurus Population: Spitzer IRS Spectra of GM Aurigae and DM Tauri. *ApJ* 630:L185–L188, DOI 10.1086/491652
- Caratti o Garatti A, Tambovtseva LV, Garcia Lopez R, Kraus S, Schertl D, Grinin VP, Weigelt G, Hofmann KH, Massi F, Lagarde S, Vannier M, Maltet F (2015) AMBER/VLTI high spectral resolution observations of the Br γ emitting region in HD 98922. A compact disc wind launched from the inner disc region. *A&A* 582:A44, DOI 10.1051/0004-6361/201526002, 1508.00798
- Carmona A (2021) HD169142 with CRIRES. *A&A* submitted
- Carmona A, van den Ancker ME, Henning T, Pavlyuchenkov Y, Dullemond CP, Goto M, Thi WF, Bouwman J, Waters LBFM (2008) A search for mid-infrared molecular hydrogen emission from protoplanetary disks. *A&A* 477(3):839–852, DOI 10.1051/0004-6361:20077846, 0710.2813
- Carmona A, Pinte C, Thi WF, Benisty M, Ménard F, Grady C, Kamp I, Woitke P, Olofsson J, Roberge A, Brittain S, Duchêne G, Meeus G, Martin-Zaïdi C,

- Dent B, Le Bouquin JB, Berger JP (2014) Constraining the structure of the transition disk HD 135344B (SAO 206462) by simultaneous modeling of multi-wavelength gas and dust observations. *A&A*567:A51, DOI 10.1051/0004-6361/201322534, 1403.6193
- Carmona A, Thi WF, Kamp I, Baruteau C, Matter A, van den Ancker M, Pinte C, Kóspál A, Audard M, Liebhart A, Sicilia-Aguilar A, Pinilla P, Regály Z, Güdel M, Henning T, Cieza LA, Baldovin-Saavedra C, Meeus G, Eiroa C (2017) A gas density drop in the inner 6 AU of the transition disk around the Herbig Ae star HD 139614 . Further evidence for a giant planet inside the disk? *A&A*598:A118, DOI 10.1051/0004-6361/201628472, 1609.06708
- Carney MT, Fedele D, Hogerheijde MR, Favre C, Walsh C, Bruderer S, Miotello A, Murillo NM, Klaassen PD, Henning T, van Dishoeck EF (2018) Probing midplane CO abundance and gas temperature with DCO⁺ in the protoplanetary disk around HD 169142. *A&A*614:A106, DOI 10.1051/0004-6361/201732384, 1802.09280
- Carney MT, Hogerheijde MR, Guzmán VV, Walsh C, Öberg KI, Fayolle EC, Cleeves LI, Carpenter JM, Qi C (2019) Upper limits on CH₃OH in the HD 163296 protoplanetary disk. Evidence for a low gas-phase CH₃OH-to-H₂CO ratio. *A&A*623:A124, DOI 10.1051/0004-6361/201834353, 1901.02689
- Carr JS, Tokunaga AT, Najita J (2004) Hot H₂O Emission and Evidence for Turbulence in the Disk of a Young Star. *ApJ*603:213–220, DOI 10.1086/381356, *astro-ph/0312125*
- Casassus S, Perez S (2019) Kinematic detections of protoplanets: a Doppler-flip in the disk of HD100546. *arXiv e-prints arXiv:1906.06302*, 1906.06302
- Casassus S, van der Plas G, M SP, Dent WRF, Fomalont E, Hagelberg J, Hales A, Jordán A, Mawet D, Ménard F, Wootten A, Wilner D, Hughes AM, Schreiber MR, Girard JH, Ercolano B, Canovas H, Román PE, Salinas V (2013) Flows of gas through a protoplanetary gap. *Nature*493(7431):191–194, DOI 10.1038/nature11769, 1305.6062
- Casassus S, Wright CM, Marino S, Maddison ST, Wootten A, Roman P, Pérez S, Pinilla P, Wyatt M, Moral V, Ménard F, Christiaens V, Cieza L, van der Plas G (2015) A Compact Concentration of Large Grains in the HD 142527 Protoplanetary Dust Trap. *ApJ*812(2):126, DOI 10.1088/0004-637X/812/2/126, 1505.07743
- Caselli P, Walmsley CM, Tafalla M, Dore L, Myers PC (1999) CO Depletion in the Starless Cloud Core L1544. *ApJ*523(2):L165–L169, DOI 10.1086/312280
- Casey MP, Zwintz K, Guenther DB, Weiss WW, Amado PJ, Díaz-Fraile D, Rodriguez E, Kuschnig R, Matthews JM, Moffat AFJ, Rowe JF, Rucinski SM, Sassolov D (2013) MOST observations of the Herbig Ae δ -Scuti star HD 34282. *MNRAS*428(3):2596–2604, DOI 10.1093/mnras/sts241, 1210.4828
- Castelli F, Hubrig S, Järvinen SP, Schöller M (2020) The chemical composition of the Herbig Ae SB2 system AK Sco (HD 152404). *MNRAS*491(2):2010–2024, DOI 10.1093/mnras/stz3015, 1910.09372
- Catala C (1994) The spectroscopic variability of the Herbig Ae/Be stars. In: The PS, Perez MR, van den Heuvel EPJ (eds) *The Nature and Evolutionary Status of Herbig Ae/Be Stars*, Astronomical Society of the Pacific Conference Series, vol 62, p 91
- Cataldi G, Yamato Y, Aikawa Y, Bergner JB, Furuya K, Guzmán VV, Huang J, Loomis RA, Qi C, Andrews SM, Bergin EA, Booth AS, Bosman AD, Cleeves LI, Czekala I, Ilee JD, Law CJ, Le Gal R, Liu Y, Long F, Ménard F, Nomura H, Öberg KI, Schwarz KR, Teague R, Tsukagoshi T, Walsh C, Wilner DJ, Zhang K (2021) Molecules with ALMA at Planet-forming Scales (MAPS). X. Studying Deuteriation at High Angular Resolution toward Protoplanetary Disks. *ApJS*257(1):10, DOI 10.3847/1538-4365/ac143d, 2109.06462
- Cauley PW, Johns-Krull CM (2014) Diagnosing Mass Flows around Herbig Ae/Be Stars Using the He I λ 10830 Line. *ApJ*797:112, DOI 10.1088/0004-637X/797/2/112, 1410.6964
- Cazzoletti P, van Dishoeck EF, Visser R, Facchini S, Bruderer S (2018) CN rings in full protoplanetary disks around young stars as probes of disk structure. *A&A*609:A93, DOI 10.1051/0004-6361/201731457, 1709.01463
- Chapillon E, Guilloteau S, Dutrey A, Piétu V, Guélin M (2012) Chemistry in disks. VI. CN and HCN in protoplanetary disks. *A&A*537:A60, DOI 10.1051/0004-6361/201116762, 1109.5595
- Chiang EI, Goldreich P (1997) Spectral Energy Distributions of T Tauri Stars with Passive Circumstellar Disks. *ApJ*490:368–376, DOI 10.1086/304869, *astro-ph/9706042*
- Close LM, Follette KB, Males JR, Puglisi A, Xompero M, Apai D, Najita J, Weinberger AJ, Morzinski K, Rodigas TJ, Hinz P, Bailey V, Briguglio R (2014) Discovery of H α Emission from the Close Companion inside the Gap of Transitional Disk HD 142527. *ApJ*781:L30, DOI 10.1088/2041-8205/781/2/L30, 1401.1273
- Cohen M (1973) Infra-red observations of young stars - II. T Tauri stars and the Orion population. *MNRAS*161:97, DOI 10.1093/mnras/161.1.97
- Cohen M (1980) Infrared observations of young stars. VIII. Spectra in the ten-micron region.

- MNRAS191:499–509, DOI 10.1093/mnras/191.3.499
- Corporon P, Lagrange AM (1999) A search for spectroscopic binaries among Herbig Ae/Be stars. *A&AS*136:429–444, DOI 10.1051/aas:1999225
- Costigan G, Vink JS, Scholz A, Ray T, Testi L (2014) Temperaments of young stars: rapid mass accretion rate changes in T Tauri and Herbig Ae stars. *MNRAS*440:3444–3461, DOI 10.1093/mnras/stu529, 1403.4088
- Cuppen HM, van Dishoeck EF, Herbst E, Tielens AGGM (2009) Microscopic simulation of methanol and formaldehyde ice formation in cold dense cores. *A&A*508(1):275–287, DOI 10.1051/0004-6361/200913119, 0911.0283
- Currie T, Muto T, Kudo T, Honda M, Brandt TD, Grady C, Fukagawa M, Burrows A, Janson M, Kuzuhara M, McElwain MW, Follette K, Hashimoto J, Henning T, Kandori R, Kusakabe N, Kwon J, Mede K, Morino Ji, Nishikawa J, Pyo TS, Serabyn G, Suenaga T, Takahashi Y, Wisniewski J, Tamura M (2014) Recovery of the Candidate Protoplanet HD 100546 b with Gemini/NICI and Detection of Additional (Planet-induced?) Disk Structure at Small Separations. *ApJ*796(2):L30, DOI 10.1088/2041-8205/796/2/L30, 1411.0315
- Currie T, Cloutier R, Brittain S, Grady C, Burrows A, Muto T, Kenyon SJ, Kuchner MJ (2015) Resolving the HD 100546 Protoplanetary System with the Gemini Planet Imager: Evidence for Multiple Forming, Accreting Planets. *ApJ*814(2):L27, DOI 10.1088/2041-8205/814/2/L27, 1511.02526
- Currie T, Brittain S, Grady CA, Kenyon SJ, Muto T (2017) Clarifying the Status of HD 100546 as Observed by the Gemini Planet Imager. *Research Notes of the American Astronomical Society* 1(1):40, DOI 10.3847/2515-5172/aaa022, 1712.02819
- Currie T, Lawson K, Schneider G, Lyra W, Wisniewski J, Grady C, Guyon O, Tamura M, Kotani T, Kawahara H, Brandt T, Uyama T, Muto T, Dong R, Kudo T, Hashimoto J, Fukagawa M, Wagner K, Lozi J, Chilcote J, Tobin T, Groff T, Ward-Duong K, Januszewski W, Norris B, Tuthill P, van der Marel N, Sitko M, Deo V, Vievard S, Jovanovic N, Martinache F, Skaf N (2022) Images of embedded Jovian planet formation at a wide separation around AB Aurigae. *Nature Astronomy* 6:751–759, DOI 10.1038/s41550-022-01634-x, 2204.00633
- Damiani F, Micela G, Sciortino S, Harnden J F R (1994) Einstein X-Ray Observations of Herbig Ae/Be Stars. *ApJ*436:807, DOI 10.1086/174957
- Danchi WC, Lopez B (2013) Effect of Metallicity on the Evolution of the Habitable Zone from the Pre-main Sequence to the Asymptotic Giant Branch and the Search for Life. *ApJ*769(1):27, DOI 10.1088/0004-637X/769/1/27, 1304.1464
- Dartois E, Dutrey A, Guilloteau S (2003) Structure of the DM Tau Outer Disk: Probing the vertical kinetic temperature gradient. *A&A*399:773–787, DOI 10.1051/0004-6361:20021638
- de Gregorio-Monsalvo I, Ménard F, Dent W, Pinte C, López C, Klaassen P, Hales A, Cortés P, Rawlings MG, Tachihara K, Testi L, Takahashi S, Chapillon E, Mathews G, Juhasz A, Akiyama E, Higuchi AE, Saito M, Nyman LÅ, Phillips N, Rodón J, Corder S, Van Kempen T (2013) Unveiling the gas-and-dust disk structure in HD 163296 using ALMA observations. *A&A*557:A133, DOI 10.1051/0004-6361/201321603, 1307.1357
- de Juan Ovelar M, Min M, Dominik C, Thalmann C, Pinilla P, Benisty M, Birnstiel T (2013) Imaging diagnostics for transitional discs. *A&A*560:A111, DOI 10.1051/0004-6361/201322218, 1309.1039
- de Juan Ovelar M, Pinilla P, Min M, Dominik C, Birnstiel T (2016) Constraining turbulence mixing strength in transitional discs with planets using SPHERE and ALMA. *MNRAS*459(1):L85–L89, DOI 10.1093/mnras/1slw051, 1603.09357
- Dent WRF, Greaves JS, Coulson IM (2005) CO emission from discs around isolated HAeBe and Vega-excess stars. *MNRAS*359:663–676, DOI 10.1111/j.1365-2966.2005.08938.x, astro-ph/0502544
- Dent WRF, Thi WF, Kamp I, Williams JP, Menard F, Andrews S, Ardila D, Aresu G, Augereau JC, Barrado y Navascues D, Brittain S, Carmona A, Ciardi D, Danchi W, Donaldson J, Duchene G, Eiroa C, Fedele D, Grady C, de Gregorio-Monsalvo I, Howard C, Huélamo N, Krivov A, Lebreton J, Liseau R, Martin-Zaidi C, Mathews G, Meeus G, Mendigutía I, Montesinos B, Morales-Calderon M, Mora A, Nomura H, Pantin E, Pascucci I, Phillips N, Pinte C, Podio L, Ramsay SK, Riaz B, Riviere-Marichalar P, Roberge A, Sandell G, Solano E, Tilling I, Torrelles JM, Vandenbusche B, Vicente S, White GJ, Woitke P (2013) GASPS—A Herschel Survey of Gas and Dust in Protoplanetary Disks: Summary and Initial Statistics. *PASP*125:477–505, DOI 10.1086/670826, 1306.0275
- Di Folco E, Péicaud J, Dutrey A, Augereau JC, Chapillon E, Guilloteau S, Piétu V, Boccaletti A (2020) An ALMA/NOEMA study of gas dissipation and dust evolution in the 5 Myr-old HD 141569A hybrid disc. *A&A*635:A94, DOI 10.1051/0004-6361/201732243
- Disk Dynamics Collaboration, Armitage PJ, Bae J, Benisty M, Bergin EA, Casassus S, Czekala I, Facchini S, Fung J, Hall C, Ilee JD, Keppler M,

- Kuznetsova A, Le Gal R, Loomis RA, Lyra W, Manger N, Perez S, Pinte C, Price DJ, Rosotti G, Szulagyi J, Schwarz K, Simon JB, Teague R, Zhang K (2020) Visualizing the Kinematics of Planet Formation. arXiv e-prints arXiv:2009.04345, 2009.04345
- Doi K, Kataoka A (2021) Estimate on Dust Scale Height from the ALMA Dust Continuum Image of the HD 163296 Protoplanetary Disk. *ApJ*912(2):164, DOI 10.3847/1538-4357/abe5a6, 2102.06209
- Dominik C, Dullemond CP, Waters LBFM, Walch S (2003) Understanding the spectra of isolated Herbig stars in the frame of a passive disk model. *A&A*398:607–619, DOI 10.1051/0004-6361:20021629, *astro-ph/0212032*
- Donehew B, Brittain S (2011) Measuring the Stellar Accretion Rates of Herbig Ae/Be Stars. *AJ*141:46, DOI 10.1088/0004-6256/141/2/46
- Dong R, Fung J (2017) How Bright are Planet-induced Spiral Arms in Scattered Light? *ApJ*835(1):38, DOI 10.3847/1538-4357/835/1/38, 1612.00446
- Dong R, Rafikov R, Zhu Z, Hartmann L, Whitney B, Brandt T, Muto T, Hashimoto J, Grady C, Follette K, Kuzuhara M, Tanii R, Itoh Y, Thalmann C, Wisniewski J, Mayama S, Janson M, Abe L, Brandner W, Carson J, Egner S, Feldt M, Goto M, Guyon O, Hayano Y, Hayashi M, Hayashi S, Henning T, Hodapp KW, Honda M, Inutsuka S, Ishii M, Iye M, Kandori R, Knapp GR, Kudo T, Kusakabe N, Matsuo T, McElwain MW, Miyama S, Morino JI, Moro-Martín A, Nishimura T, Pyo TS, Suto H, Suzuki R, Takami M, Takato N, Terada H, Tomono D, Turner EL, Watanabe M, Yamada T, Takami H, Usuda T, Tamura M (2012) The Missing Cavities in the SEEDS Polarized Scattered Light Images of Transitional Protoplanetary Disks: A Generic Disk Model. *ApJ*750(2):161, DOI 10.1088/0004-637X/750/2/161, 1203.1612
- Dong R, Zhu Z, Rafikov RR, Stone JM (2015) Observational Signatures of Planets in Protoplanetary Disks: Spiral Arms Observed in Scattered Light Imaging Can be Induced by Planets. *ApJ*809:L5, DOI 10.1088/2041-8205/809/1/L5, 1507.03596
- Dong R, Fung J, Chiang E (2016) How Spirals and Gaps Driven by Companions in Protoplanetary Disks Appear in Scattered Light at Arbitrary Viewing Angles. *ApJ*826(1):75, DOI 10.3847/0004-637X/826/1/75, 1602.04814
- Dong R, Liu Sy, Eisner J, Andrews S, Fung J, Zhu Z, Chiang E, Hashimoto J, Liu HB, Casassus S, Esposito T, Hasegawa Y, Muto T, Pavlyuchenkov Y, Wilner D, Akiyama E, Tamura M, Wisniewski J (2018a) The Eccentric Cavity, Triple Rings, Two-armed Spirals, and Double Clumps of the MWC 758 Disk. *ApJ*860(2):124, DOI 10.3847/1538-4357/aac6cb, 1805.12141
- Dong R, Najita JR, Brittain S (2018b) Spiral Arms in Disks: Planets or Gravitational Instability? *ApJ*862:103, DOI 10.3847/1538-4357/aaccfc, 1806.05183
- Doppmann GW, Najita JR, Carr JS, Graham JR (2011) Warm H₂O and OH Disk Emission in V1331 Cyg. *ApJ*738(1):112, DOI 10.1088/0004-637X/738/1/112, 1106.5173
- Drazkowska J, Bitsch B, Lambrechts M, Mulders GD, Harsono D, Vazan A, Liu B, Ormel CW, Kretke K, Morbidelli A (2022) Planet Formation Theory in the Era of ALMA and Kepler: from Pebbles to Exoplanets. arXiv e-prints arXiv:2203.09759, 2203.09759
- Duchêne G (2015) Herbig AeBe stars: multiplicity and consequences. *Ap&SS*355(2):291–301, DOI 10.1007/s10509-014-2173-7, 1410.5883
- Duchêne G, Beust H, Adjali F, Konopacky QM, Ghez AM (2006) Accurate stellar masses in the multiple system T Tauri. *A&A*457(1):L9–L12, DOI 10.1051/0004-6361:20065917, *astro-ph/0608018*
- Dullemond CP, Dominik C (2004a) Flaring vs. self-shadowed disks: The SEDs of Herbig Ae/Be stars. *A&A*417:159–168, DOI 10.1051/0004-6361:20031768, *astro-ph/0401495*
- Dullemond CP, Dominik C (2004b) The effect of dust settling on the appearance of protoplanetary disks. *A&A*421:1075–1086, DOI 10.1051/0004-6361:20040284, *astro-ph/0405226*
- Dullemond CP, Monnier JD (2010) The Inner Regions of Protoplanetary Disks. *ARA&A*48:205–239, DOI 10.1146/annurev-astro-081309-130932, 1006.3485
- Dullemond CP, Dominik C, Natta A (2001) Passive Irradiated Circumstellar Disks with an Inner Hole. *ApJ*560(2):957–969, DOI 10.1086/323057, *astro-ph/0106470*
- Dullemond CP, van den Ancker ME, Acke B, van Boekel R (2003) Explaining UX Orionis Star Variability with Self-shadowed Disks. *ApJ*594(1):L47–L50, DOI 10.1086/378400, *astro-ph/0306113*
- Dullemond CP, Isella A, Andrews SM, Skobleva I, Dzyurkevich N (2020) Midplane temperature and outer edge of the protoplanetary disk around HD 163296. *A&A*633:A137, DOI 10.1051/0004-6361/201936438, 1911.12434
- Edwards S, Fischer W, Hillenbrand L, Kwan J (2006) Probing T Tauri Accretion and Outflow with 1 Micron Spectroscopy. *ApJ*646(1):319–341, DOI 10.1086/504832, *astro-ph/0604006*
- Eiroa C, Oudmaijer RD, Davies JK, de Winter D, Garzón F, Palacios J, Alberdi A, Ferlet R, Grady CA, Collier Cameron A, Deeg HJ, Harris AW, Horne

- K, Merín B, Miranda LF, Montesinos B, Mora A, Penny A, Quirrenbach A, Rauer H, Schneider J, Solano E, Tsapras Y, Wesselius PR (2002) On the simultaneous optical and near-infrared variability of pre-main sequence stars. *A&A*384:1038–1049, DOI 10.1051/0004-6361:20020096
- Ekström S, Georgy C, Eggenberger P, Meynet G, Mowlavi N, Wyttenbach A, Granada A, Decressin T, Hirschi R, Frischknecht U, Charbonnel C, Maeder A (2012) Grids of stellar models with rotation. I. Models from 0.8 to 120 M_{\odot} at solar metallicity ($Z = 0.014$). *A&A*537:A146, DOI 10.1051/0004-6361/201117751, 1110.5049
- Ellerbroek LE, Kaper L, Bik A, de Koter A, Horrobin M, Puga E, Sana H, Waters LBFM (2011) The Intermediate-mass Young Stellar Object 08576nr292: Discovery of A Disk-Jet System. *ApJ*732(1):L9, DOI 10.1088/2041-8205/732/1/L9, 1103.4611
- Espaillet C, Muzerolle J, Najita J, Andrews S, Zhu Z, Calvet N, Kraus S, Hashimoto J, Kraus A, D'Alessio P (2014) An Observational Perspective of Transitional Disks. In: Beuther H, Klessen RS, Dullemond CP, Henning T (eds) *Protostars and Planets VI*, p 497, DOI 10.2458/azu_uapress-9780816531240-ch022, 1402.7103
- Fabian D, Jäger C, Henning T, Dorschner J, Mutschke H (2000) Steps toward interstellar silicate mineralogy. V. Thermal Evolution of Amorphous Magnesium Silicates and Silica. *A&A*364:282–292
- Facchini S, Birnstiel T, Bruderer S, van Dishoeck EF (2017) Different dust and gas radial extents in protoplanetary disks: consistent models of grain growth and CO emission. *A&A*605:A16, DOI 10.1051/0004-6361/201630329, 1705.06235
- Fairlamb JR, Oudmaijer RD, Mendigutía I, Ilee JD, van den Ancker ME (2015) A spectroscopic survey of Herbig Ae/Be stars with X-shooter - I. Stellar parameters and accretion rates. *MNRAS*453:976–1001, DOI 10.1093/mnras/stv1576, 1507.05967
- Fairlamb JR, Oudmaijer RD, Mendigutía I, Ilee JD, van den Ancker ME (2017) A spectroscopic survey of Herbig Ae/Be stars with X-Shooter - II. Accretion diagnostic lines. *MNRAS*464:4721–4735, DOI 10.1093/mnras/stw2643, 1610.09636
- Fang M, Kim JS, van Boekel R, Sicilia-Aguilar A, Henning T, Flaherty K (2013) Young Stellar Objects in Lynds 1641: Disks, Accretion, and Star Formation History. *ApJS*207:5, DOI 10.1088/0067-0049/207/1/5, 1304.7777
- Fedele D, van den Ancker ME, Acke B, van der Plas G, van Boekel R, Wittkowski M, Henning T, Bouwman J, Meeus G, Rafanelli P (2008) The structure of the protoplanetary disk surrounding three young intermediate mass stars. II. Spatially resolved dust and gas distribution. *A&A*491(3):809–820, DOI 10.1051/0004-6361:200810126, 0809.3947
- Fedele D, Pascucci I, Brittain S, Kamp I, Woitke P, Williams JP, Dent WRF, Thi WF (2011) Water Depletion in the Disk Atmosphere of Herbig Ae/Be Stars. *ApJ*732(2):106, DOI 10.1088/0004-637X/732/2/106, 1103.6039
- Fedele D, Bruderer S, van Dishoeck EF, Herczeg GJ, Evans NJ, Bouwman J, Henning T, Green J (2012) Warm H_2O and OH in the disk around the Herbig star HD 163296. *A&A*544:L9, DOI 10.1051/0004-6361/201219615, 1207.3969
- Fedele D, Bruderer S, van Dishoeck EF, Carr J, Herczeg GJ, Salyk C, Evans NJ, Bouwman J, Meeus G, Henning T, Green J, Najita JR, Güdel M (2013) DIGIT survey of far-infrared lines from protoplanetary disks. I. [O i], [C ii], OH, H_2O , and CH^+ . *A&A*559:A77, DOI 10.1051/0004-6361/201321118, 1308.1578
- Fedele D, van Dishoeck EF, Kama M, Bruderer S, Hogerheijde MR (2016) Probing the 2D temperature structure of protoplanetary disks with Herschel observations of high-J CO lines. *A&A*591:A95, DOI 10.1051/0004-6361/201526948, 1604.02055
- Fedele D, Carney M, Hogerheijde MR, Walsh C, Miotello A, Klaassen P, Bruderer S, Henning T, van Dishoeck EF (2017) ALMA unveils rings and gaps in the protoplanetary system ι ASTROBJ:HD 169142/ ι ASTROBJ: signatures of two giant protoplanets. *A&A*600:A72, DOI 10.1051/0004-6361/201629860, 1702.02844
- Ferlet R, Hobbs LM, Vidal-Madjar A (1987) The beta Pictoris circumstellar disk. V. Time variations of the Ca II-K line. *A&A*185:267–270
- Finkenzeller U (1985) Rotational velocities, spectral types and forbidden lines of Herbig Ae/Be stars. *A&A*151:340–348
- Finkenzeller U, Mundt R (1984) The Herbig Ae/Be stars associated with nebulosity. *A&AS*55:109–141
- Flaherty K, Hughes AM, Simon JB, Qi C, Bai XN, Bulatek A, Andrews SM, Wilner DJ, Kóspál Á (2020) Measuring Turbulent Motion in Planet-forming Disks with ALMA: A Detection around DM Tau and Nondetections around MWC 480 and V4046 Sgr. *ApJ*895(2):109, DOI 10.3847/1538-4357/ab8cc5, 2004.12176
- Flaherty KM, Hughes AM, Rosenfeld KA, Andrews SM, Chiang E, Simon JB, Kerzner S, Wilner DJ (2015) Weak Turbulence in the HD 163296 Protoplanetary Disk Revealed by ALMA CO Observations. *ApJ*813(2):99, DOI 10.1088/0004-637X/813/2/99, 1510.01375
- Flaherty KM, Hughes AM, Rose SC, Simon JB, Qi

- C, Andrews SM, Kóspál Á, Wilner DJ, Chiang E, Armitage PJ, Bai Xn (2017) A Three-dimensional View of Turbulence: Constraints on Turbulent Motions in the HD 163296 Protoplanetary Disk Using DCO⁺. *ApJ*843(2):150, DOI 10.3847/1538-4357/aa79f9, 1706.04504
- Follette KB, Rameau J, Dong R, Pueyo L, Close LM, Duchêne G, Fung J, Leonard C, Macintosh B, Males JR, Marois C, Millar-Blanchaer MA, Morzinski KM, Mullen W, Perrin M, Spiro E, Wang J, Ammons SM, Bailey VP, Barman T, Bulger J, Chilcote J, Cotten T, De Rosa RJ, Doyon R, Fitzgerald MP, Goodsell SJ, Graham JR, Greenbaum AZ, Hibon P, Hung LW, Ingraham P, Kalas P, Konopacky Q, Larkin JE, Maire J, Marchis F, Metchev S, Nielsen EL, Oppenheimer R, Palmer D, Patience J, Poyneer L, Rajan A, Rantakyö FT, Savransky D, Schneider AC, Sivaramakrishnan A, Song I, Soummer R, Thomas S, Vega D, Wallace JK, Ward-Duong K, Wiktorowicz S, Wolff S (2017) Complex Spiral Structure in the HD 100546 Transitional Disk as Revealed by GPI and MagAO. *AJ*153:264, DOI 10.3847/1538-3881/aa6d85, 1704.06260
- Folsom CP, Bagnulo S, Wade GA, Alecian E, Landstreet JD, Marsden SC, Waite IA (2012) Chemical abundances of magnetic and non-magnetic Herbig Ae/Be stars. *MNRAS*422:2072–2101, DOI 10.1111/j.1365-2966.2012.20718.x, 1202.1845
- Fortney JJ, Marley MS, Saumon D, Lodders K (2008) Synthetic Spectra and Colors of Young Giant Planet Atmospheres: Effects of Initial Conditions and Atmospheric Metallicity. *ApJ*683(2):1104–1116, DOI 10.1086/589942, 0805.1066
- Frost AJ, Oudmaijer RD, de Wit WJ, Lumsden SL (2019) A multi-scale exploration of a massive young stellar object. A transition disk around G305.20+0.21? *A&A*625:A44, DOI 10.1051/0004-6361/201834583, 1903.04393
- Fung J, Artymowicz P, Wu Y (2015) The 3D Flow Field Around an Embedded Planet. *ApJ*811(2):101, DOI 10.1088/0004-637X/811/2/101, 1505.03152
- Gaia Collaboration, Brown AGA, Vallenari A, Prusti T, de Bruijne JHJ, Mignard F, Drimmel R, Babusiaux C, Bailer-Jones CAL, Bastian U, et al (2016) Gaia Data Release 1. Summary of the astrometric, photometric, and survey properties. *A&A*595:A2, DOI 10.1051/0004-6361/201629512, 1609.04172
- Gaia Collaboration, Brown AGA, Vallenari A, Prusti T, de Bruijne JHJ, Babusiaux C, Bailer-Jones CAL, Biermann M, Evans DW, Eyer L, et al (2018) Gaia Data Release 2. Summary of the contents and survey properties. *A&A*616:A1, DOI 10.1051/0004-6361/201833051, 1804.09365
- Garcia Lopez R, Natta A, Testi L, Habart E (2006) Accretion rates in Herbig Ae stars. *A&A*459:837–842, DOI 10.1051/0004-6361:20065575, astro-ph/0609032
- Garcia Lopez R, Tambovtseva LV, Schertl D, Grinin VP, Hofmann KH, Weigelt G, Caratti o Garatti A (2015) Probing the accretion-ejection connection with VLTI/AMBER. High spectral resolution observations of the Herbig Ae star HD 163296. *A&A*576:A84, DOI 10.1051/0004-6361/201424778, 1502.03027
- Garcia Lopez R, Kurosawa R, Caratti o Garatti A, Kreplin A, Weigelt G, Tambovtseva LV, Grinin VP, Ray TP (2016) Investigating the origin and spectroscopic variability of the near-infrared H I lines in the Herbig star VV Ser. *MNRAS*456(1):156–170, DOI 10.1093/mnras/stv2664, 1511.03181
- Garrison J L M (1978) Observational studies of the Herbig Ae/Be stars. III. Spectrophotometry. *ApJ*224:535–545, DOI 10.1086/156401
- Garufi A, Quanz SP, Avenhaus H, Buenzli E, Dominik C, Meru F, Meyer MR, Pinilla P, Schmid HM, Wolf S (2013) Small vs. large dust grains in transitional disks: do different cavity sizes indicate a planet?. *SAO* 206462 (HD 135344B) in polarized light with VLT/NACO. *A&A*560:A105, DOI 10.1051/0004-6361/201322429, 1311.4195
- Garufi A, Podio L, Kamp I, Ménard F, Brittain S, Eiroa C, Montesinos B, Alonso-Martínez M, Thi WF, Woitke P (2014) The protoplanetary disk of FT Tauri: multiwavelength data analysis and modeling. *A&A*567:A141, DOI 10.1051/0004-6361/201321987, 1405.7692
- Garufi A, Benisty M, Stolker T, Avenhaus H, de Boer J, Pohl A, Quanz SP, Dominik C, Ginski C, Thalmann C, van Boekel R, Boccaletti A, Henning T, Janson M, Salter G, Schmid HM, Sissa E, Langlois M, Beuzit JL, Chauvin G, Mouillet D, Augereau JC, Bazzon A, Biller B, Bonnefoy M, Buenzli E, Cheetham A, Daemgen S, Desidera S, Engler N, Feldt M, Girard J, Gratton R, Hagelberg J, Keller C, Keppler M, Kenworthy M, Kral Q, Lopez B, Maire AL, Menard F, Mesa D, Messina S, Meyer MR, Milli J, Min M, Muller A, Olofsson J, Pawellek N, Pinte C, Szulagyi J, Vigan A, Wahhaj Z, Waters R, Zurlo A (2017a) Three Years of SPHERE: The Latest View of the Morphology and Evolution of Protoplanetary Discs. *The Messenger* 169:32–37, DOI 10.18727/0722-6691/5036, 1710.02795
- Garufi A, Meeus G, Benisty M, Quanz SP, Banzatti A, Kama M, Canovas H, Eiroa C, Schmid HM, Stolker T, Pohl A, Rigliaco E, Ménard F, Meyer MR, van Boekel R, Dominik C (2017b) Evolution of proto-

- planetary disks from their taxonomy in scattered light: Group I vs. Group II. *A&A*603:A21, DOI 10.1051/0004-6361/201630320, 1703.01512
- Garufi A, Benisty M, Pinilla P, Tazzari M, Dominik C, Ginski C, Henning T, Kral Q, Langlois M, Ménard F, Stolker T, Szulagyi J, Villenave M, van der Plas G (2018) Evolution of protoplanetary disks from their taxonomy in scattered light: spirals, rings, cavities, and shadows. *A&A*620:A94, DOI 10.1051/0004-6361/201833872, 1810.04564
- Garufi A, Dominik C, Ginski C, Benisty M, van Holstein RG, Henning T, Pawellek N, Pinte C, Avenhaus H, Facchini S, Galicher R, Gratton R, Ménard F, Muro-Arena G, Milli J, Stolker T, Vigan A, Villenave M, Moulin T, Origne A, Rigal F, Sauvage JF, Weber L (2022) A SPHERE survey of self-shadowed planet-forming disks. *A&A*658:A137, DOI 10.1051/0004-6361/202141692, 2111.07856
- Gillet F, Stein WA (1971) Infrared Studies of Galactic Nebulae. II. B Stars Associated with Nebulosity. *ApJ*164:77, DOI 10.1086/150817
- Ginski C, Stolker T, Pinilla P, Dominik C, Boccaletti A, de Boer J, Benisty M, Biller B, Feldt M, Garufi A, Keller CU, Kenworthy M, Maire AL, Ménard F, Mesa D, Milli J, Min M, Pinte C, Quanz SP, van Boekel R, Bonnefoy M, Chauvin G, Desidera S, Gratton R, Girard JHV, Keppler M, Kopytova T, Lagrange AM, Langlois M, Rouan D, Vigan A (2016) Direct detection of scattered light gaps in the transitional disk around HD 97048 with VLT/SPHERE. *A&A*595:A112, DOI 10.1051/0004-6361/201629265, 1609.04027
- Gorti U, Dullemond CP, Hollenbach D (2009) Time Evolution of Viscous Circumstellar Disks due to Photoevaporation by Far-Ultraviolet, Extreme-Ultraviolet, and X-ray Radiation from the Central Star. *ApJ*705(2):1237–1251, DOI 10.1088/0004-637X/705/2/1237, 0909.1836
- Goto M, Usuda T, Dullemond CP, Henning T, Linz H, Stecklum B, Suto H (2006) Inner Rim of a Molecular Disk Spatially Resolved in Infrared CO Emission Lines. *ApJ*652:758–762, DOI 10.1086/506582, astro-ph/0606362
- Grady CA, Perez MR, Talavera A, Bjorkman KS, de Winter D, The PS, Molster FJ, van den Ancker ME, Sitko ML, Morrison ND, Beaver ML, McCollum B, Castela MW (1996) The β Pictoris phenomenon among Herbig Ae/Be stars. UV and optical high dispersion spectra. *Astronomy and Astrophysics Supplement Series* 120:157–177
- Grady CA, Woodgate B, Bruhweiler FC, Boggess A, Plait P, Lindler DJ, Clampin M, Kalas P (1999) Hubble Space Telescope Space Telescope Imaging Spectrograph Coronagraphic Imaging of the Herbig Ae Star AB Aurigae. *ApJ*523(2):L151–L154, DOI 10.1086/312270
- Grady CA, Hamaguchi K, Schneider G, Stecklum B, Woodgate BE, McCleary JE, Williger GM, Sitko ML, Ménard F, Henning T, Brittain S, Troutmann M, Donehew B, Hines D, Wisniewski JP, Lynch DK, Russell RW, Rudy RJ, Day AN, Shenoy A, Wilner D, Silverstone M, Bouret JC, Meusinger H, Clampin M, Kim S, Petre R, Sahu M, Endres M, Collins KA (2010) Locating the Accretion Footprint on a Herbig Ae Star: MWC 480. *ApJ*719(2):1565–1581, DOI 10.1088/0004-637X/719/2/1565
- Grady CA, Muto T, Hashimoto J, Fukagawa M, Currie T, Biller B, Thalmann C, Sitko ML, Russell R, Wisniewski J, Dong R, Kwon J, Sai S, Hornbeck J, Schneider G, Hines D, Moro Martín A, Feldt M, Henning T, Pott JU, Bonnefoy M, Bouwman J, Lacour S, Mueller A, Juhász A, Crida A, Chauvin G, Andrews S, Wilner D, Kraus A, Dahm S, Robitaille T, Jang-Condell H, Abe L, Akiyama E, Brandner W, Brandt T, Carson J, Egner S, Follette KB, Goto M, Guyon O, Hayano Y, Hayashi M, Hayashi S, Hodapp K, Ishii M, Iye M, Janson M, Kandori R, Knapp G, Kudo T, Kusakabe N, Kuzuhara M, Mayama S, McElwain M, Matsuo T, Miyama S, Morino JI, Nishimura T, Pyo TS, Serabyn G, Suto H, Suzuki R, Takami M, Takato N, Terada H, Tomono D, Turner E, Watanabe M, Yamada T, Takami H, Usuda T, Tamura M (2013) Spiral Arms in the Asymmetrically Illuminated Disk of MWC 758 and Constraints on Giant Planets. *ApJ*762(1):48, DOI 10.1088/0004-637X/762/1/48, 1212.1466
- Grant SL, Espaillat CC, Brittain S, Scott-Joseph C, Calvet N (2022) Tracing Accretion onto Herbig Ae/Be Stars Using the Br γ Line. *ApJ*926(2):229, DOI 10.3847/1538-4357/ac450a, 2112.10428
- Gratton R, Ligi R, Sissa E, Desidera S, Mesa D, Bonnefoy M, Chauvin G, Cheetham A, Feldt M, Lagrange AM, Langlois M, Meyer M, Vigan A, Boccaletti A, Janson M, Lazzoni C, Zurlo A, De Boer J, Henning T, D’Orazi V, Gluck L, Madec F, Jaquet M, Baudoz P, Fantinel D, Pavlov A, Wildi F (2019) Blobs, spiral arms, and a possible planet around HD 169142. *A&A*623:A140, DOI 10.1051/0004-6361/201834760, 1901.06555
- Gravity Collaboration, Perraut K, Labadie L, Lazareff B, Klarmann L, Segura-Cox D, Benisty M, Bouvier J, Brandner W, Caratti O, Garatti A, Caselli P, Dougados C, Garcia P, Garcia-Lopez R, Kendrew S, Koutoulaki M, Kervella P, Lin CC, Pineda J, Sanchez-Bermudez J, van Dishoeck E, Abuter R, Amorim A, Berger JP, Bonnet H, Buron A, Can-

- talloube F, Clénet Y, Coudé Du Foresto V, Dexter J, de Zeeuw PT, Duvert G, Eckart A, Eisenhauer F, Eupen F, Gao F, Gendron E, Genzel R, Gillessen S, Gordo P, Grellmann R, Haubois X, Haussmann F, Henning T, Hippler S, Horrobin M, Hubert Z, Jocou L, Lacour S, Le Bouquin JB, Léna P, Mérand A, Ott T, Paumard T, Perrin G, Pfuhl O, Rabien S, Ray T, Rau C, Rousset G, Scheithauer S, Straub O, Straubmeier C, Sturm E, Vincent F, Waisberg I, Wank I, Widmann F, Wieprecht E, Wiest M, Wiezorrek E, Woillez J, Yazici S (2019) The GRAVITY Young Stellar Object survey. I. Probing the disks of Herbig Ae/Be stars in terrestrial orbits. *A&A*632:A53, DOI 10.1051/0004-6361/201936403, 1911.00611
- Gravity Collaboration, Garcia Lopez R, Natta A, Caratti o Garatti A, Ray TP, Fedriani R, Koutoulaki M, Klarmann L, Perraut K, Sanchez-Bermudez J, Benisty M, Dougados C, Labadie L, Brandner W, Garcia PJV, Henning T, Caselli P, Duvert G, de Zeeuw T, Grellmann R, Abuter R, Amorim A, Bauböck M, Berger JP, Bonnet H, Buron A, Clénet Y, Coudé Du Foresto V, de Wit W, Eckart A, Eisenhauer F, Filho M, Gao F, Garcia Dabo CE, Gendron E, Genzel R, Gillessen S, Habibi M, Haubois X, Haussmann F, Hippler S, Hubert Z, Horrobin M, Jimenez Rosales A, Jocou L, Kervella P, Kolb J, Lacour S, Le Bouquin JB, Léna P, Ott T, Paumard T, Perrin G, Pfuhl O, Ramirez A, Rau C, Rousset G, Scheithauer S, Shangguan J, Stadler J, Straub O, Straubmeier C, Sturm E, van Dishoeck E, Vincent F, von Fellenberg S, Widmann F, Wieprecht E, Wiest M, Wiezorrek E, Woillez J, Yazici S, Zins G (2020) A measure of the size of the magnetospheric accretion region in TW Hydrae. *Nature*584(7822):547–550, DOI 10.1038/s41586-020-2613-1, 2104.06441
- GRAVITY Collaboration, Sanchez-Bermudez J, Caratti O Garatti A, Garcia Lopez R, Perraut K, Labadie L, Benisty M, Brandner W, Dougados C, Garcia PJV, Henning T, Klarmann L, Amorim A, Bauböck M, Berger JP, Le Bouquin JB, Caselli P, Clénet Y, Coudé Du Foresto V, de Zeeuw PT, Drescher A, Duvert G, Eckart A, Eisenhauer F, Filho M, Gao F, Gendron E, Genzel R, Gillessen S, Grellmann R, Heissel G, Horrobin M, Hubert Z, Jiménez-Rosales A, Jocou L, Kervella P, Lacour S, Lapeyrère V, Léna P, Ott T, Paumard T, Perrin G, Pineda JE, Rodríguez-Coira G, Rousset G, Segura-Cox DM, Shangguan J, Shimizu T, Stadler J, Straub O, Straubmeier C, Sturm E, van Dishoeck E, Vincent F, von Fellenberg SD, Widmann F, Woillez J (2021) The GRAVITY young stellar object survey. VI. Mapping the variable inner disk of HD 163296 at sub-au scales. *A&A*654:A97, DOI 10.1051/0004-6361/202039600, 2107.02391
- Greenwood AJ, Kamp I, Waters LBFM, Woitke P, Thi WF (2019) Effects of dust evolution on protoplanetary disks in the mid-infrared. *A&A*626:A6, DOI 10.1051/0004-6361/201834365
- Gressel O, Nelson RP, Turner NJ, Ziegler U (2013) Global Hydromagnetic Simulations of a Planet Embedded in a Dead Zone: Gap Opening, Gas Accretion, and Formation of a Protoplanetary Jet. *ApJ*779:59, DOI 10.1088/0004-637X/779/1/59, 1309.2871
- Grinin VP (1992) Young stars with non-periodic algol-type minima. *Astronomical and Astrophysical Transactions* 3(1):17–32, DOI 10.1080/10556799208230535
- Grinin VP, The PS, de Winter D, Giampapa M, Rostopchina AN, Tambovtseva LV, van den Ancker ME (1994) The β Pictoris phenomenon among young stars. I. The case of the Herbig AE star UX Orionis. *A&A*292:165–174
- Guidi G, Tazzari M, Testi L, de Gregorio-Monsalvo I, Chandler CJ, Pérez L, Isella A, Natta A, Ortolani S, Henning T, Corder S, Linz H, Andrews S, Wilner D, Ricci L, Carpenter J, Sargent A, Mundy L, Storm S, Calvet N, Dullemond C, Greaves J, Lazio J, Deller A, Kwon W (2016) Dust properties across the CO snowline in the HD 163296 disk from ALMA and VLA observations. *A&A*588:A112, DOI 10.1051/0004-6361/201527516, 1601.07542
- Guilloteau S, Di Folco E, Dutrey A, Simon M, Grosso N, Piétu V (2013) A sensitive survey for ^{13}CO , CN, H_2CO , and SO in the disks of T Tauri and Herbig Ae stars. *A&A*549:A92, DOI 10.1051/0004-6361/201220298, 1211.4776
- Guilloteau S, Simon M, Piétu V, Di Folco E, Dutrey A, Prato L, Chapillon E (2014) The masses of young stars: CN as a probe of dynamical masses. *A&A*567:A117, DOI 10.1051/0004-6361/201423765, 1406.3805
- Guimarães MM, Alencar SHP, Corradi WJB, Vieira SLA (2006) Stellar parameters and evidence of circumstellar activity for a sample of Herbig Ae/Be stars. *A&A*457(2):581–589, DOI 10.1051/0004-6361:20065005
- Gundlach B, Schmidt KP, Kreuzig C, Bischoff D, Rezaei F, Kothe S, Blum J, Grzesik B, Stoll E (2018) The tensile strength of ice and dust aggregates and its dependence on particle properties. *MNRAS*479(1):1273–1277, DOI 10.1093/mnras/sty1550
- Guzmán-Díaz J, Mendigutía I, Montesinos B, Oudmaijer RD, Vioque M, Rodrigo C, Solano E, Meeus G, Marcos-Arenal P (2021) Homogeneous study of Herbig Ae/Be stars from spectral energy distributions and Gaia EDR3. *A&A*650:A182, DOI 10.1051/

- 0004-6361/202039519, 2104.11759
- Haffert SY, Bohn AJ, de Boer J, Snellen IAG, Brinchmann J, Girard JH, Keller CU, Bacon R (2019) Two accreting protoplanets around the young star PDS 70. *Nature Astronomy* p 329, DOI 10.1038/s41550-019-0780-5, 1906.01486
- Hales AS, De Gregorio-Monsalvo I, Montesinos B, Casassus S, Dent WFR, Dougados C, Eiroa C, Hughes AM, Garay G, Mardones D, Ménard F, Palau A, Pérez S, Phillips N, Torrelles JM, Wilner D (2014) A CO Survey in Planet-forming Disks: Characterizing the Gas Content in the Epoch of Planet Formation. *AJ*148(3):47, DOI 10.1088/0004-6256/148/3/47, 1405.6966
- Hall C, Dong R, Rice K, Harries TJ, Najita J, Alexander R, Brittain S (2019) The Temporal Requirements of Directly Observing Self-gravitating Spiral Waves in Protoplanetary Disks with ALMA. *ApJ*871(2):228, DOI 10.3847/1538-4357/aafac2, 1901.02407
- Hamaguchi K, Yamauchi S, Koyama K (2005) X-Ray Study of Herbig Ae/Be Stars. *ApJ*618(1):360–384, DOI 10.1086/423192, astro-ph/0406489
- Hartmann L, Kenyon SJ, Calvet N (1993) The Excess Infrared Emission of Herbig Ae/Be Stars: Disks or Envelopes? *ApJ*407:219, DOI 10.1086/172507
- Hartmann L, Calvet N, Gullbring E, D'Alessio P (1998) Accretion and the Evolution of T Tauri Disks. *ApJ*495:385–400, DOI 10.1086/305277
- Hartmann L, Herczeg G, Calvet N (2016) Accretion onto Pre-Main-Sequence Stars. *ARA&A*54:135–180, DOI 10.1146/annurev-astro-081915-023347
- Hashimoto J, Tamura M, Muto T, Kudo T, Fukagawa M, Fukue T, Goto M, Grady CA, Henning T, Hodapp K, Honda M, Inutsuka S, Kokubo E, Knapp G, McElwain MW, Momose M, Ohashi N, Okamoto YK, Takami M, Turner EL, Wisniewski J, Janson M, Abe L, Brandner W, Carson J, Egner S, Feldt M, Golota T, Guyon O, Hayano Y, Hayashi M, Hayashi S, Ishii M, Kandori R, Kusakabe N, Matsuo T, Mayama S, Miyama S, Morino JI, Moro-Martin A, Nishimura T, Pyo TS, Suto H, Suzuki R, Takato N, Terada H, Thalmann C, Tomono D, Watanabe M, Yamada T, Takami H, Usuda T (2011) Direct Imaging of Fine Structures in Giant Planet-forming Regions of the Protoplanetary Disk Around AB Aurigae. *ApJ*729(2):L17, DOI 10.1088/2041-8205/729/2/L17, 1102.4408
- Hein Bertelsen RP, Kamp I, Goto M, van der Plas G, Thi WF, Waters LBFM, van den Ancker ME, Woitke P (2014) CO ro-vibrational lines in HD 100546. A search for disc asymmetries and the role of fluorescence. *A&A*561:A102, DOI 10.1051/0004-6361/201322574, 1311.5353
- Hein Bertelsen RP, Kamp I, van der Plas G, van den Ancker ME, Waters LBFM, Thi WF, Woitke P (2016) A proposed new diagnostic for Herbig disc geometry. FWHM versus J of CO ro-vibrational lines. *A&A*590:A98, DOI 10.1051/0004-6361/201527652, 1603.03546
- Henning T, Meeus G (2011) Dust Processing and Mineralogy in Protoplanetary Accretion Disks, pp 114–148
- Henning T, Launhardt R, Steinacker J, Thamm E (1994) Cold dust around southern Herbig Ae/Be stars. *A&A*291:546–556
- Henning T, Semenov D, Guilloteau S, Dutrey A, Hersant F, Wakelam V, Chapillon E, Launhardt R, Piétu V, Schreyer K (2010) Chemistry in Disks. III. Photochemistry and X-ray Driven Chemistry Probed by the Ethynyl Radical (CCH) in DM Tau, LkCa 15, and MWC 480. *ApJ*714(2):1511–1520, DOI 10.1088/0004-637X/714/2/1511, 1003.5793
- Herbig GH (1960) The Spectra of Be- and Ae-Type Stars Associated with Nebulosity. *ApJS*4:337, DOI 10.1086/190050
- Herbig GH, Bell KR (1988) Third Catalog of Emission-Line Stars of the Orion Population : 3 : 1988
- Herbst W, Herbst DK, Grossman EJ, Weinstein D (1994) Catalogue of UBVRI Photometry of T Tauri Stars and Analysis of the Causes of Their Variability. *AJ*108:1906, DOI 10.1086/117204
- Hillenbrand LA, Strom SE, Vrba FJ, Keene J (1992) Herbig Ae/Be Stars: Intermediate-Mass Stars Surrounded by Massive Circumstellar Accretion Disks. *ApJ*397:613, DOI 10.1086/171819
- Hillenbrand LA, Meyer MR, Strom SE, Skrutskie MF (1995) Isolated Star-Forming Regions Containing Herbig AE/BE Stars. I. The Young Stellar Aggregate Associated With BD +40 degrees 4124. *AJ*109:280, DOI 10.1086/117272
- Hiraoka K, Ohashi N, Kihara Y, Yamamoto K, Sato T, Yamashita A (1994) Formation of formaldehyde and methanol from the reactions of H atoms with solid CO at 10-20 K. *Chemical Physics Letters* 229(4):408–414, DOI 10.1016/0009-2614(94)01066-8
- Hoffmeister VH, Chini R, Scheyda CM, Schulze D, Watermann R, Nürnberger D, Vogt N (2008) The Stellar Population of M17. *ApJ*686(1):310–324, DOI 10.1086/591070
- Honda M, Inoue AK, Fukagawa M, Oka A, Nakamoto T, Ishii M, Terada H, Takato N, Kawakita H, Okamoto YK, Shibai H, Tamura M, Kudo T, Itoh Y (2009) Detection of Water Ice Grains on the Surface of the Circumstellar Disk Around HD 142527. *ApJ*690(2):L110–L113, DOI 10.1088/0004-637X/690/2/L110

- Honda M, Maaskant K, Okamoto YK, Kataza H, Fukagawa M, Waters LBFM, Dominik C, Tielens AGGM, Mulders GD, Min M, Yamashita T, Fujiyoshi T, Miyata T, Sako S, Sakon I, Fujiwara H, Onaka T (2012) Mid-infrared Imaging of the Transitional Disk of HD 169142: Measuring the Size of the Gap. *ApJ*752(2):143, DOI 10.1088/0004-637X/752/2/143, 1204.5364
- Honda M, Maaskant K, Okamoto YK, Kataza H, Yamashita T, Miyata T, Sako S, Fujiyoshi T, Sakon I, Fujiwara H, Kamizuka T, Mulders GD, Lopez-Rodriguez E, Packham C, Onaka T (2015) High-resolution 25 μ m Imaging of the Disks around Herbig Ae/Be Stars. *ApJ*804(2):143, DOI 10.1088/0004-637X/804/2/143, 1504.00096
- Honda M, Kudo T, Takatsuki S, Inoue AK, Nakamoto T, Fukagawa M, Tamura M, Terada H, Takato N (2016) Water Ice at the Surface of the HD 100546 Disk. *ApJ*821(1):2, DOI 10.3847/0004-637X/821/1/2, 1603.09512
- Hosokawa T, Omukai K (2009) Evolution of Massive Protostars with High Accretion Rates. *ApJ*691(1):823–846, DOI 10.1088/0004-637X/691/1/823, 0806.4122
- Howard AW, Marcy GW, Bryson ST, Jenkins JM, Rowe JF, Batalha NM, Borucki WJ, Koch DG, Dunham EW, Gautier I, Thomas N, Van Cleve J, Cochran WD, Latham DW, Lissauer JJ, Torres G, Brown TM, Gilliland RL, Buchhave LA, Caldwell DA, Christensen-Dalsgaard J, Ciardi D, Fressin F, Haas MR, Howell SB, Kjeldsen H, Seager S, Rogers L, Sasselov DD, Steffen JH, Basri GS, Charbonneau D, Christiansen J, Clarke B, Dupree A, Fabrycky DC, Fischer DA, Ford EB, Fortney JJ, Tarter J, Girouard FR, Holman MJ, Johnson JA, Klaus TC, Machalek P, Moorhead AV, Morehead RC, Ragozzine D, Tenenbaum P, Twicken JD, Quinn SN, Isaacson H, Shporer A, Lucas PW, Walkowicz LM, Welsh WF, Boss A, Devore E, Gould A, Smith JC, Morris RL, Prsa A, Morton TD, Still M, Thompson SE, Mulally F, Endl M, MacQueen PJ (2012) Planet Occurrence within 0.25 AU of Solar-type Stars from Kepler. *ApJS*201(2):15, DOI 10.1088/0067-0049/201/2/15, 1103.2541
- Huang J, Öberg KI, Qi C, Aikawa Y, Andrews SM, Furuya K, Guzmán VV, Loomis RA, van Dishoeck EF, Wilner DJ (2017) An ALMA Survey of DCN/H¹³CN and DCO⁺/H¹³CO⁺ in Protoplanetary Disks. *ApJ*835(2):231, DOI 10.3847/1538-4357/835/2/231, 1701.01735
- Hubrig S, Carroll TA, Scholler M, Ilyin I (2015) The prevalence of weak magnetic fields in Herbig Ae stars: the case of PDS 2. *MNRAS*449:L118–L122, DOI 10.1093/mnras/slv034, 1502.05498
- Huélamo N, Lacour S, Tuthill P, Ireland M, Kraus A, Chauvin G (2011) A companion candidate in the gap of the T Chamaeleontis transitional disk. *A&A*528:L7, DOI 10.1051/0004-6361/201016395, 1102.4982
- Hughes AM, Wilner DJ, Andrews SM, Qi C, Hogerheide MR (2011) Empirical Constraints on Turbulence in Protoplanetary Accretion Disks. *ApJ*727(2):85, DOI 10.1088/0004-637X/727/2/85, 1011.3826
- Hughes AM, Duchêne G, Matthews BC (2018) Debris Disks: Structure, Composition, and Variability. *ARA&A*56:541–591, DOI 10.1146/annurev-astro-081817-052035, 1802.04313
- Hung LW, Fitzgerald MP, Chen CH, Mittal T, Kalas PG, Graham JR (2015) Discovery of Resolved Debris Disk around HD 131835. *ApJ*802(2):138, DOI 10.1088/0004-637X/802/2/138, 1502.02035
- Ilee JD, Wheelwright HE, Oudmaijer RD, de Wit WJ, Maud LT, Hoare MG, Lumsden SL, Moore TJT, Urquhart JS, Mottram JC (2013) CO bandhead emission of massive young stellar objects: determining disc properties. *MNRAS*429(4):2960–2973, DOI 10.1093/mnras/sts537, 1212.0554
- Ilee JD, Fairlamb J, Oudmaijer RD, Mendigutía I, van den Ancker ME, Kraus S, Wheelwright HE (2014) Investigating the inner discs of Herbig Ae/Be stars with CO bandhead and Br γ emission. *MNRAS*445(4):3723–3736, DOI 10.1093/mnras/stu1942, 1409.4897
- Ilee JD, Hall C, Walsh C, Jiménez-Serra I, Pinte C, Terry J, Bourke TL, Hoare M (2020) Observing protoplanetary discs with the Square Kilometre Array - I. Characterizing pebble substructure caused by forming planets. *MNRAS*498(4):5116–5127, DOI 10.1093/mnras/staa2699, 2009.00562
- Ilee JD, Walsh C, Booth AS, Aikawa Y, Andrews SM, Bae J, Bergin EA, Bergner JB, Bosman AD, Cataldi G, Cleeves LI, Czekala I, Guzmán VV, Huang J, Law CJ, Le Gal R, Loomis RA, Ménard F, Nomura H, Öberg KI, Qi C, Schwarz KR, Teague R, Tsukagoshi T, Wilner DJ, Yamato Y, Zhang K (2021) Molecules with ALMA at Planet-forming Scales (MAPS). IX. Distribution and Properties of the Large Organic Molecules HC₃N, CH₃CN, and c-C₃H₂. *ApJS*257(1):9, DOI 10.3847/1538-4365/ac1441, 2109.06319
- Ingleby L, Calvet N, Herczeg G, Blaty A, Walter F, Ardila D, Alexander R, Edwards S, Espaillat C, Gregory SG, Hillenbrand L, Brown A (2013) Accretion Rates for T Tauri Stars Using Nearly Simultaneous Ultraviolet and Optical Spectra. *ApJ*767(2):112, DOI 10.1088/0004-637X/767/2/112, 1303.0769

- Isella A, Natta A (2005) The shape of the inner rim in proto-planetary disks. *A&A*438(3):899–907, DOI 10.1051/0004-6361:20052773, *astro-ph/0503635*
- Isella A, Guidi G, Testi L, Liu S, Li H, Li S, Weaver E, Boehler Y, Carperter JM, De Gregorio-Monsalvo I, Manara CF, Natta A, Pérez LM, Ricci L, Sargent A, Tazzari M, Turner N (2016) Ringed Structures of the HD 163296 Protoplanetary Disk Revealed by ALMA. *Phys. Rev. Lett.*117(25):251101, DOI 10.1103/PhysRevLett.117.251101
- Isella A, Benisty M, Teague R, Bae J, Keppler M, Facchini S, Pérez L (2019) Detection of Continuum Submillimeter Emission Associated with Candidate Protoplanets. *ApJ*879(2):L25, DOI 10.3847/2041-8213/ab2a12, 1906.06308
- Janson M, Squicciarini V, Delorme P, Gratton R, Bonnefoy M, Reffert S, Mamajek EE, Eriksson SC, Vigan A, Langlois M, Engler N, Chauvin G, Desidera S, Mayer L, Marleau GD, Bohn AJ, Samland M, Meyer M, d’Orazi V, Henning T, Quanz S, Kenworthy M, Carson JC (2021) BEAST begins: sample characteristics and survey performance of the B-star Exoplanet Abundance Study. *A&A*646:A164, DOI 10.1051/0004-6361/202039683, 2101.02043
- Järvinen SP, Carroll TA, Hubrig S, Ilyin I, Schöller M (2019) New evidence for weak magnetic fields in Herbig Ae/Be stars. *MNRAS*489(1):886–890, DOI 10.1093/mnras/stz2190, 1908.02093
- Jermyn AS, Kama M (2018) Stellar photospheric abundances as a probe of discs and planets. *MNRAS*476(4):4418–4434, DOI 10.1093/mnras/sty429, 1804.06414
- Jiménez-Donaire MJ, Meeus G, Karska A, Montesinos B, Bouwman J, Eiroa C, Henning T (2017) Herschel observations of the circumstellar environments of the Herbig Be stars R Mon and PDS 27. *A&A*605:A62, DOI 10.1051/0004-6361/201629053, 1705.05860
- Johnson JA, Howard AW, Bowler BP, Henry GW, Marcy GW, Wright JT, Fischer DA, Isaacson H (2010) Retired A Stars and Their Companions. IV. Seven Jovian Exoplanets from Keck Observatory. *PASP*122:701, DOI 10.1086/653809, 1003.3445
- Jonkheid B, Faas FGA, van Zadelhoff GJ, van Dishoeck EF (2004) The gas temperature in flaring disks around pre-main sequence stars. *A&A*428:511–521, DOI 10.1051/0004-6361:20048013, *astro-ph/0408503*
- Juhász A, Bouwman J, Henning T, Acke B, van den Ancker ME, Meeus G, Dominik C, Min M, Tielens AGGM, Waters LBFM (2010) Dust Evolution in Protoplanetary Disks Around Herbig Ae/Be Stars—the Spitzer View. *ApJ*721:431–455, DOI 10.1088/0004-637X/721/1/431, 1008.0083
- Kama M, Min M, Dominik C (2009) The inner rim structures of protoplanetary discs. *A&A*506(3):1199–1213, DOI 10.1051/0004-6361/200912068, 0908.1692
- Kama M, Folsom CP, Pinilla P (2015) Fingerprints of giant planets in the photospheres of Herbig stars. *A&A*582:L10, DOI 10.1051/0004-6361/201527094, 1509.02741
- Kama M, Bruderer S, Carney M, Hogerheijde M, van Dishoeck EF, Fedele D, Baryshev A, Boland W, Güsten R, Aikutalp A, Choi Y, Endo A, Frieswijk W, Karska A, Klaassen P, Koumpia E, Kristensen L, Leurini S, Nagy Z, Perez Beaupuits JP, Risacher C, van der Marel N, van Kempen TA, van Weeren RJ, Wyrowski F, Yıldız UA (2016a) Observations and modelling of CO and [C I] in protoplanetary disks. First detections of [C I] and constraints on the carbon abundance. *A&A*588:A108, DOI 10.1051/0004-6361/201526791, 1601.01449
- Kama M, Bruderer S, van Dishoeck EF, Hogerheijde M, Folsom CP, Miotello A, Fedele D, Belloche A, Güsten R, Wyrowski F (2016b) Volatile-carbon locking and release in protoplanetary disks. A study of TW Hya and HD 100546. *A&A*592:A83, DOI 10.1051/0004-6361/201526991, 1605.05093
- Kama M, Shorttle O, Jermyn AS, Folsom CP, Furuya K, Bergin EA, Walsh C, Keller L (2019) Abundant Refractory Sulfur in Protoplanetary Disks. *ApJ*885(2):114, DOI 10.3847/1538-4357/ab45f8, 1908.05169
- Kama M, Trapman L, Fedele D, Bruderer S, Hogerheijde MR, Miotello A, van Dishoeck EF, Clarke C, Bergin EA (2020) Mass constraints for 15 protoplanetary discs from HD 1-0. *A&A*634:A88, DOI 10.1051/0004-6361/201937124, 1912.11883
- Kamp I, Dullemond CP (2004) The Gas Temperature in the Surface Layers of Protoplanetary Disks. *ApJ*615:991–999, DOI 10.1086/424703, *astro-ph/0408501*
- Kamp I, Hempel M, Holweger H (2002) Do dusty A stars exhibit accretion signatures in their photospheres? *A&A*388:978–984, DOI 10.1051/0004-6361:20020493, *astro-ph/0204449*
- Kamp I, Tilling I, Woitke P, Thi W, Hogerheijde M (2010) Radiation thermo-chemical models of protoplanetary disks. II. Line diagnostics. *A&A*510(26):A260000+, DOI 10.1051/0004-6361/200913076, 0911.1949
- Kamp I, Woitke P, Pinte C, Tilling I, Thi WF, Menard F, Duchene G, Augereau JC (2011) Continuum and line modelling of discs around young stars. II. Line diagnostics for GASPS from the DENT grid. *A&A*532:A85, DOI 10.1051/0004-6361/

- 201016399, 1103.5763
- Kemper F, Vriend WJ, Tielens AGGM (2004) The Absence of Crystalline Silicates in the Diffuse Interstellar Medium. *ApJ*609(2):826–837, DOI 10.1086/421339, astro-ph/0403609
- Kenyon SJ, Najita JR, Bromley BC (2016) Rocky Planet Formation: Quick and Neat. *ApJ*831(1):8, DOI 10.3847/0004-637X/831/1/8, 1608.05410
- Keppler M, Benisty M, Müller A, Henning T, van Boekel R, Cantalloube F, Ginski C, van Holstein RG, Maire AL, Pohl A, Samland M, Avenhaus H, Baudino JL, Boccaletti A, de Boer J, Bonnefoy M, Chauvin G, Desidera S, Langlois M, Lazzoni C, Marleau GD, Mordasini C, Pawellek N, Stolker T, Vigan A, Zurlo A, Birnstiel T, Brandner W, Feldt M, Flock M, Girard J, Gratton R, Hagelberg J, Isella A, Janson M, Juhasz A, Kemmer J, Kral Q, Lagrange AM, Launhardt R, Matter A, Ménard F, Milli J, Mollière P, Olofsson J, Pérez L, Pinilla P, Pinte C, Quanz SP, Schmidt T, Udry S, Wahhaj Z, Williams JP, Buenzli E, Cudel M, Dominik C, Galicher R, Kasper M, Lannier J, Mesa D, Mouillet D, Peretti S, Perrot C, Salter G, Sissa E, Wildi F, Abe L, Antichi J, Augereau JC, Baruffolo A, Baudoz P, Bazzon A, Beuzit JL, Blanchard P, Brems SS, Buey T, De Caprio V, Carillet M, Carle M, Cascone E, Cheetham A, Claudi R, Costille A, Delboulbé A, Dohlen K, Fantinel D, Feautrier P, Fusco T, Giro E, Gluck L, Gry C, Hubin N, Hugot E, Jaquet M, Le Mignant D, Llored M, Madec F, Magnard Y, Martinez P, Maurel D, Meyer M, Möller-Nilsson O, Moulin T, Mugnier L, Origné A, Pavlov A, Perret D, Petit C, Pragt J, Puget P, Rabou P, Ramos J, Rigal F, Rochat S, Roelfsema R, Rousset G, Roux A, Salasnich B, Sauvage JF, Sevin A, Soenke C, Stadler E, Suarez M, Turatto M, Weber L (2018) Discovery of a planetary-mass companion within the gap of the transition disk around PDS 70. *A&A*617:A44, DOI 10.1051/0004-6361/201832957, 1806.11568
- Kessler-Silacci JE, Dullemond CP, Augereau JC, Merín B, Geers VC, van Dishoeck EF, Evans I N J, Blake GA, Brown J (2007) Probing Protoplanetary Disks with Silicate Emission: Where Is the Silicate Emission Zone? *ApJ*659(1):680–684, DOI 10.1086/511853, astro-ph/0612450
- Khalafinejad S, Maaskant KM, Mariñas N, Tielens AGGM (2016) Large dust gaps in the transitional disks of HD 100453 and HD 34282. Connecting the gap size to the spectral energy distribution and mid-infrared imaging. *A&A*587:A62, DOI 10.1051/0004-6361/201423984, 1509.06531
- Kim S, Nomura H, Tsukagoshi T, Kawabe R, Muto T (2019) The Synthetic ALMA Multiband Analysis of the Dust Properties of the TW Hya Protoplanetary Disk. *ApJ*872(2):179, DOI 10.3847/1538-4357/ab0304, 1902.00168
- Kley W, Nelson RP (2012) Planet-Disk Interaction and Orbital Evolution. *ARA&A*50:211–249, DOI 10.1146/annurev-astro-081811-125523, 1203.1184
- Kluska J, Berger JP, Malbet F, Lazareff B, Benisty M, Le Bouquin JB, Absil O, Baron F, Delboulbé A, Duvert G, Isella A, Jocou L, Juhasz A, Kraus S, Lachaume R, Ménard F, Millan-Gabet R, Monnier JD, Moulin T, Perraut K, Rochat S, Pinte C, Soulez F, Tallon M, Thi WF, Thiébaud E, Traub W, Zins G (2020) A family portrait of disk inner rims around Herbig Ae/Be stars. Hunting for warps, rings, self shadowing, and misalignments in the inner astronomical units. *A&A*636:A116, DOI 10.1051/0004-6361/201833774, 2004.01594
- Kóspál Á, Moór A, Juhász A, Ábrahám P, Apai D, Csengeri T, Grady CA, Henning T, Hughes AM, Kiss C (2013) ALMA Observations of the Molecular Gas in the Debris Disk of the 30 Myr Old Star HD 21997. *ApJ*776(2):77, DOI 10.1088/0004-637X/776/2/77, 1310.5068
- Koumpia E, Ababakr KM, de Wit WJ, Oudmaijer RD, Caratti o Garatti A, Boley P, Linz H, Kraus S, Vink JS, Le Bouquin JB (2019) Resolving the MYSO binaries PDS 27 and PDS 37 with VLTI/PIONIER. *A&A*623:L5, DOI 10.1051/0004-6361/201834624, 1903.02667
- Kraus M (2019) A Census of B[e] Supergiants. *Galaxies* 7(4):83, DOI 10.3390/galaxies7040083, 1909.12199
- Kraus S, Hofmann KH, Benisty M, Berger JP, Chesneau O, Isella A, Malbet F, Meilland A, Nardetto N, Natta A, Preibisch T, Schertl D, Smith M, Stee P, Tatulli E, Testi L, Weigelt G (2008) The origin of hydrogen line emission for five Herbig Ae/Be stars spatially resolved by VLTI/AMBER spectro-interferometry. *A&A*489(3):1157–1173, DOI 10.1051/0004-6361:200809946, 0807.1119
- Kraus S, Kluska J, Kreplin A, Bate M, Harries TJ, Hofmann KH, Hone E, Monnier JD, Weigelt G, Anugu A, de Wit WJ, Wittkowski M (2017) A High-mass Protobinary System with Spatially Resolved Circumstellar Accretion Disks and Circumbinary Disk. *ApJ*835(1):L5, DOI 10.3847/2041-8213/835/1/L5, 1612.07804
- Kreplin A, Tambovtseva L, Grinin V, Kraus S, Weigelt G, Wang Y (2018) On the Br γ line emission of the Herbig Ae/Be star MWC 120. *MNRAS*476:4520–4526, DOI 10.1093/mnras/sty567
- Krumholz MR, Bonnell IA (2009) Models for the formation of massive stars, pp 288–320
- Kurosawa R, Romanova MM, Harries TJ (2011) Multidimensional models of hydrogen and helium emis-

- sion line profiles for classical T Tauri stars: method, tests and examples. *MNRAS* 416(4):2623–2639, DOI 10.1111/j.1365-2966.2011.19216.x, 1102.0828
- Kusakabe N, Grady CA, Sitko ML, Hashimoto J, Kudo T, Fukagawa M, Muto T, Wisniewski JP, Min M, Mayama S, Werren C, Day AN, Beerman LC, Lynch DK, Russell RW, Brafford SM, Kuzuhara M, Brandt TD, Abe L, Brandner W, Carson J, Egner S, Feldt M, Goto M, Guyon O, Hayano Y, Hayashi M, Hayashi SS, Henning T, Hodapp KW, Ishii M, Iye M, Janson M, Kandori R, Knapp GR, Matsuo T, McElwain MW, Miyama S, Morino JI, Moro-Martin A, Nishimura T, Pyo TS, Suto H, Suzuki R, Takami M, Takato N, Terada H, Thalmann C, Tomono D, Turner EL, Watanabe M, Yamada T, Takami H, Usuda T, Tamura M (2012) High-contrast Near-infrared Polarization Imaging of MWC480. *ApJ* 753(2):153, DOI 10.1088/0004-637X/753/2/153, 1205.3159
- Lada CJ (1987) Star formation: from OB associations to protostars. In: Peimbert M, Jugaku J (eds) *Star Forming Regions*, IAU Symposium, vol 115, p 1
- Lada CJ (2005) Star Formation in the Galaxy: An Observational Overview. *Progress of Theoretical Physics Supplement* 158:1–23, DOI 10.1143/PTPS.158.1
- Lada CJ, Wilking BA (1984) The nature of the embedded population in the rho Ophiuchi dark cloud : mid-infrared observations. *ApJ* 287:610–621, DOI 10.1086/162719
- Lagage PO, Doucet C, Pantin E, Habart E, Duchêne G, Ménard F, Pinte C, Charnoz S, Pel JW (2006) Anatomy of a Flaring Proto-Planetary Disk Around a Young Intermediate-Mass Star. *Science* 314:621–623, DOI 10.1126/science.1131436
- Landstreet JD (1992) Magnetic fields at the surfaces of stars. *A&ARv* 4(1):35–77, DOI 10.1007/BF00873569
- Law CJ, Crystian S, Teague R, Öberg KI, Rich EA, Andrews SM, Bae J, Flaherty K, Guzmán VV, Huang J, Ilee JD, Kastner JH, Loomis RA, Long F, Pérez LM, Pérez S, Qi C, Rosotti GP, Ruíz-Rodríguez D, Tsukagoshi T, Wilner DJ (2022) CO Line Emission Surfaces and Vertical Structure in Midinclination Protoplanetary Disks. *ApJ* 932(2):114, DOI 10.3847/1538-4357/ac6c02, 2205.01776
- Lazareff B, Berger JP, Kluska J, Le Bouquin JB, Benisty M, Malbet F, Koen C, Pinte C, Thi WF, Absil O, Baron F, Delboulbé A, Duvert G, Isella A, Jocu L, Juhasz A, Kraus S, Lachaume R, Ménard F, Millan-Gabet R, Monnier JD, Moulin T, Perraut K, Rochat S, Soulez F, Tallon M, Thiébaud E, Traub W, Zins G (2017) Structure of Herbig AeBe disks at the milliarcsecond scale . A statistical survey in the H band using PIONIER-VLTI. *A&A* 599:A85, DOI 10.1051/0004-6361/201629305, 1611.08428
- Le Gal R, Öberg KI, Loomis RA, Pegues J, Bergner JB (2019) Sulfur Chemistry in Protoplanetary Disks: CS and H₂CS. *ApJ* 876(1):72, DOI 10.3847/1538-4357/ab1416, 1903.11105
- Le Gal R, Öberg KI, Teague R, Loomis RA, Law CJ, Walsh C, Bergin EA, Ménard F, Wilner DJ, Andrews SM, Aikawa Y, Booth AS, Cataldi G, Bergner JB, Bosman AD, Cleeves LI, Czekala I, Furuya K, Guzmán VV, Huang J, Ilee JD, Nomura H, Qi C, Schwarz KR, Tsukagoshi T, Yamato Y, Zhang K (2021) Molecules with ALMA at Planet-forming Scales (MAPS). XII. Inferring the C/O and S/H Ratios in Protoplanetary Disks with Sulfur Molecules. *ApJS* 257(1):12, DOI 10.3847/1538-4365/ac2583, 2109.06286
- Leemker M, van't Hoff MLR, Trapman L, van Gelder ML, Hogerheijde MR, Ruíz-Rodríguez D, van Dishoeck EF (2021) Chemically tracing the water snowline in protoplanetary disks with HCO⁺. *A&A* 646:A3, DOI 10.1051/0004-6361/202039387, 2011.12319
- Leinert C, Richichi A, Haas M (1997) Binaries among Herbig Ae/Be stars. *A&A* 318:472–484
- Leinert C, Graser U, Waters LBFM, Perrin GS, Jaffe W, Lopez B, Przygodda F, Chesneau O, Schuller PA, Glazenborg-Kluttig AW, Laun W, Ligor S, Meisner JA, Wagner K, Bakker EJ, Cotton B, de Jong J, Mathar R, Neumann U, Storz C (2003) Ten-micron instrument MIDI: getting ready for observations on the VLTI. In: Traub WA (ed) *Interferometry for Optical Astronomy II*, Society of Photo-Optical Instrumentation Engineers (SPIE) Conference Series, vol 4838, pp 893–904, DOI 10.1117/12.457027
- Li ZY, Banerjee R, Pudritz RE, Jørgensen JK, Shang H, Krasnopolsky R, Maury A (2014) The Earliest Stages of Star and Planet Formation: Core Collapse, and the Formation of Disks and Outflows. In: Beuther H, Klessen RS, Dullemond CP, Henning T (eds) *Protostars and Planets VI*, p 173, DOI 10.2458/azu_uapress_9780816531240-ch008, 1401.2219
- Lieman-Sifry J, Hughes AM, Carpenter JM, Gorti U, Hales A, Flaherty KM (2016) Debris Disks in the Scorpius-Centaurus OB Association Resolved by ALMA. *ApJ* 828(1):25, DOI 10.3847/0004-637X/828/1/25, 1606.07068
- Ligi R, Vigan A, Gratton R, de Boer J, Benisty M, Boccaletti A, Quanz SP, Meyer M, Ginski C, Sissa E, Gry C, Henning T, Beuzit JL, Biller B, Bonnefoy M, Chauvin G, Cheetham AC, Cudel M, Delorme P, Desidera S, Feldt M, Galicher R, Girard J, Janson M, Kasper M, Kopytova T, Lagrange AM, Langlois M, Lecoroller H, Maire AL, Ménard F, Mesa

- D, Peretti S, Perrot C, Pinilla P, Pohl A, Rouan D, Stolker T, Samland M, Wahhaj Z, Wildi F, Zurlo A, Buey T, Fantinel D, Fusco T, Jaquet M, Moulin T, Ramos J, Suarez M, Weber L (2018) Investigation of the inner structures around HD 169142 with VLT/SPHERE. *MNRAS*473(2):1774–1783, DOI 10.1093/mnras/stx2318, 1709.01734
- Lin DNC, Papaloizou J (1979) On the structure of circumbinary accretion disks and the tidal evolution of commensurable satellites. *MNRAS*188:191–201, DOI 10.1093/mnras/188.2.191
- Lin DNC, Papaloizou JCB (1993) On the Tidal Interaction Between Protostellar Disks and Companions. In: Levy EH, Lunine JJ (eds) *Protostars and Planets III*, p 749
- Lissauer JJ (1993) Planet formation. *ARA&A*31:129–174, DOI 10.1146/annurev.aa.31.090193.001021
- Liu SF, Jin S, Li S, Isella A, Li H (2018) New Constraints on Turbulence and Embedded Planet Mass in the HD 163296 Disk from Planet-Disk Hydrodynamic Simulations. *ApJ*857(2):87, DOI 10.3847/1538-4357/aab718, 1803.05437
- Long F, Pinilla P, Herczeg GJ, Harsono D, Dipierro G, Pascucci I, Hendler N, Tazzari M, Ragusa E, Salyk C, Edwards S, Lodato G, van de Plas G, Johnstone D, Liu Y, Boehler Y, Cabrit S, Manara CF, Menard F, Mulders GD, Nisini B, Fischer WJ, Rigliaco E, Banzatti A, Avenhaus H, Gully-Santiago M (2018) Gaps and Rings in an ALMA Survey of Disks in the Taurus Star-forming Region. *ApJ*869(1):17, DOI 10.3847/1538-4357/aab8e1, 1810.06044
- Loomis RA, Öberg KI, Andrews SM, Bergin E, Bergner J, Blake GA, Cleeves LI, Czekala I, Huang J, Le Gal R, Ménard F, Pegues J, Qi C, Walsh C, Williams JP, Wilner DJ (2020) An Unbiased ALMA Spectral Survey of the LkCa 15 and MWC 480 Protoplanetary Disks. *ApJ*893(2):101, DOI 10.3847/1538-4357/ab7cc8, 2006.16187
- Lopez B, Schneider J, Danchi WC (2005) Can Life Develop in the Expanded Habitable Zones around Red Giant Stars? *ApJ*627(2):974–985, DOI 10.1086/430416, astro-ph/0503520
- Lopez B, Lagarde S, Petrov RG, Jaffe W, Antonelli P, Allouche F, Berio P, Matter A, Meilland A, Millour F, Robbe-Dubois S, Henning T, Weigelt G, Glindemann A, Agocs T, Bailet C, Beckmann U, Bettonvil F, van Boekel R, Bourget P, Bresson Y, Bristow P, Cruzalèbes P, Eldswijk E, Fantei Caujolle Y, González Herrera JC, Graser U, Guajardo P, Heininger M, Hofmann KH, Kroes G, Laun W, Lehmitz M, Leinert C, Meisenheimer K, Morel S, Neumann U, Paladini C, Percheron I, Riquelme M, Schoeller M, Stee P, Venema L, Woillez J, Zins G, Ábrahám P, Abadie S, Abuter R, Accardo M, Adler T, Alonso J, Augereau JC, Böhm A, Bazin G, Beltran J, Bensberg A, Boland W, Brast R, Burtscher L, Castillo R, Chelli A, Cid C, Clausse JM, Connot C, Conzelmann RD, Danchi WC, Delbo M, Drevon J, Dominik C, van Duin A, Ebert M, Eisenhauer F, Flament S, Frahm R, Gámez Rosas V, Gabasch A, Gallenne A, Garces E, Girard P, Glazenberg A, Gonté FYJ, Guitton F, de Haan M, Hanenburg H, Haubois X, Hocdé V, Hogerheijde M, ter Horst R, Hron J, Hummel CA, Hubin N, Huerta R, Idserda J, Isbell JW, Ives D, Jakob G, Jaskó A, Jochum L, Klarman L, Klein R, Kragt J, Kuindersma S, Kokouline E, Labadie L, Lacour S, Leftley J, Le Poole R, Lizon JL, Lopez M, Lykou F, Mérand A, Marcotto A, Mauclet N, Maurer T, Mehrgan LH, Meisner J, Meixner K, Mellein M, Menut JL, Mohr L, Mosoni L, Navarro R, Nußbaum E, Pallanca L, Pantin E, Pasquini L, Phan Duc T, Pott JU, Pozna E, Richichi A, Ridinger A, Rigal F, Rivinius T, Roelfsema R, Rohloff RR, Rousseau S, Salabert D, Schertl D, Schuhler N, Schuil M, Shabun K, Soullain A, Stephan C, Toledo P, Tristram K, Tromp N, Vakili F, Varga J, Vinther J, Waters LBFM, Wittkowski M, Wolf S, Wrhel F, Yoffe G (2022) MATISSE, the VLTI mid-infrared imaging spectro-interferometer. *A&A*659:A192, DOI 10.1051/0004-6361/202141785, 2110.15556
- Lubow SH, D’Angelo G (2006) Gas Flow across Gaps in Protoplanetary Disks. *ApJ*641(1):526–533, DOI 10.1086/500356, astro-ph/0512292
- Luhman KL (2012) The Formation and Early Evolution of Low-Mass Stars and Brown Dwarfs. *ARA&A*50:65–106, DOI 10.1146/annurev-astro-081811-125528, 1208.5800
- Luhn JK, Bastien FA, Wright JT, Johnson JA, Howard AW, Isaacson H (2019) Retired A Stars and Their Companions. VIII. 15 New Planetary Signals around Subgiants and Transit Parameters for California Planet Search Planets with Subgiant Hosts. *AJ*157(4):149, DOI 10.3847/1538-3881/aaf5d0, 1811.03043
- Lynden-Bell D, Pringle JE (1974) The evolution of viscous discs and the origin of the nebular variables. *MNRAS*168:603–637, DOI 10.1093/mnras/168.3.603
- Maaskant KM, Honda M, Waters LBFM, Tielens AGGM, Dominik C, Min M, Verhoeff A, Meeus G, van den Ancker ME (2013) Identifying gaps in flaring Herbig Ae/Be disks using spatially resolved mid-infrared imaging. Are all group I disks transitional? *A&A*555:A64, DOI 10.1051/0004-6361/201321300, 1305.3138
- Maaskant KM, Min M, Waters LBFM, Tielens AGGM (2014) Polycyclic aromatic hydrocarbon ionization

- as a tracer of gas flows through protoplanetary disk gaps. *A&A*563:A78, DOI 10.1051/0004-6361/201323137, 1402.0902
- Maaskant KM, de Vries BL, Min M, Waters LBFM, Dominik C, Molster F, Tielens AGGM (2015) Location and sizes of forsterite grains in protoplanetary disks. Interpretation from the Herschel DIGIT programme. *A&A*574:A140, DOI 10.1051/0004-6361/201423770, 1406.3951
- Macías E, Anglada G, Osorio M, Torrelles JM, Carrasco-González C, Gómez JF, Rodríguez LF, Sierra A (2017) Imaging a Central Ionized Component, a Narrow Ring, and the CO Snowline in the Multigapped Disk of HD 169142. *ApJ*838(2):97, DOI 10.3847/1538-4357/aa6620, 1703.02957
- Macintosh BA, Graham JR, Palmer DW, Doyon R, Dunn J, Gavel DT, Larkin J, Oppenheimer B, Sadlemeyer L, Sivaramakrishnan A, Wallace JK, Bauman B, Erickson DA, Marois C, Poyneer LA, Soummer R (2008) The Gemini Planet Imager: from science to design to construction. In: Hubin N, Max CE, Wizinowich PL (eds) *Adaptive Optics Systems*, Society of Photo-Optical Instrumentation Engineers (SPIE) Conference Series, vol 7015, p 701518, DOI 10.1117/12.788083
- Malfait K, Bogaert E, Waelkens C (1998) An ultraviolet, optical and infrared study of Herbig Ae/Be stars. *A&A*331:211–223
- Malfait K, Waelkens C, Waters LBFM, Vandenbussche B, Huygen E, de Graauw MS (1998) The spectrum of the young star HD 100546 observed with the Infrared Space Observatory. *Astronomy & Astrophysics* 332:L25–L28
- Malfait K, Waelkens C, Bouwman J, de Koter A, Waters LBFM (1999) The ISO spectrum of the young star HD 142527. *A&A*345:181–186
- Mannings V (1994) Submillimetre observations of Herbig Ae/Be systems. *MNRAS*271:587–600, DOI 10.1093/mnras/271.3.587
- Mannings V, Sargent AI (1997) A High-Resolution Study of Gas and Dust around Young Intermediate-Mass Stars: Evidence for Circumstellar Disks in Herbig Ae Systems. *ApJ*490(2):792–802, DOI 10.1086/304897
- Mannings V, Koerner DW, Sargent AI (1997) A rotating disk of gas and dust around a young counterpart to β Pictoris. *Nature*388(6642):555–557, DOI 10.1038/41505
- Marconi M, Ripepi V (2017) Pulsation in Herbig stars: an idea of Francesco and its realization. *Mem. Soc. Astron. Italiana*88:597
- Marigo P, Girardi L, Bressan A, Rosenfield P, Aringer B, Chen Y, Dussin M, Nanni A, Pastorelli G, Rodrigues TS, Trabucchi M, Bladh S, Dalcanton J, Groenewegen MAT, Montalbán J, Wood PR (2017) A New Generation of PARSEC-COLIBRI Stellar Isochrones Including the TP-AGB Phase. *ApJ*835:77, DOI 10.3847/1538-4357/835/1/77, 1701.08510
- Marley MS, Fortney JJ, Hubickyj O, Bodenheimer P, Lissauer JJ (2007) On the Luminosity of Young Jupiters. *ApJ*655(1):541–549, DOI 10.1086/509759, astro-ph/0609739
- Marois C, Lafrenière D, Doyon R, Macintosh B, Nadeau D (2006) Angular Differential Imaging: A Powerful High-Contrast Imaging Technique. *ApJ*641(1):556–564, DOI 10.1086/500401, astro-ph/0512335
- Martin RG, Lubow SH (2011) The Gravo-magneto Limit Cycle in Accretion Disks. *ApJ*740:L6, DOI 10.1088/2041-8205/740/1/L6, 1108.4960
- Mathews GS, Klaassen PD, Juhász A, Harsono D, Chapillon E, van Dishoeck EF, Espada D, de Gregorio-Monsalvo I, Hales A, Hogerheijde MR, Mottram JC, Rawlings MG, Takahashi S, Testi L (2013) ALMA imaging of the CO snowline of the HD 163296 disk with DCO⁺. *A&A*557:A132, DOI 10.1051/0004-6361/201321600, 1307.3420
- McKee CF, Ostriker EC (2007) Theory of Star Formation. *ARA&A*45(1):565–687, DOI 10.1146/annurev.astro.45.051806.110602, 0707.3514
- Meeus G, Waters LBFM, Bouwman J, van den Ancker ME, Waelkens C, Malfait K (2001) ISO spectroscopy of circumstellar dust in 14 Herbig Ae/Be systems: Towards an understanding of dust processing. *A&A*365:476–490, DOI 10.1051/0004-6361:20000144, astro-ph/0012295
- Meeus G, Bouwman J, Dominik C, Waters LBFM, de Koter A (2002) The absence of the 10 μ m silicate feature in the isolated Herbig Ae star HD 100453. *A&A*392:1039–1046, DOI 10.1051/0004-6361:20020952
- Meeus G, Montesinos B, Mendigutía I, Kamp I, Thi WF, Eiroa C, Grady CA, Mathews G, Sandell G, Martin-Zaïdi C, Brittain S, Dent WRF, Howard C, Ménard F, Pinte C, Roberge A, Vandenbussche B, Williams JP (2012) Observations of Herbig Ae/Be stars with Herschel/PACS. The atomic and molecular contents of their protoplanetary discs. *A&A*544:A78, DOI 10.1051/0004-6361/201219225, 1206.3413
- Meeus G, Salyk C, Bruderer S, Fedele D, Maaskant K, Evans NJ, van Dishoeck EF, Montesinos B, Herczeg G, Bouwman J, Green JD, Dominik C, Henning T, Vicente S (2013) DIGIT survey of far-infrared lines from protoplanetary discs. II. CO. *A&A*559:A84, DOI 10.1051/0004-6361/201321122, 1308.4160

- Meijerink R, Aresu G, Kamp I, Spaans M, Thi WF, Voitke P (2012) Far-ultraviolet and X-ray irradiated protoplanetary disks: a grid of models. I. The disk structure. *A&A*547:A68, DOI 10.1051/0004-6361/201219863, 1208.4959
- Mendigutía I (2020) On the Mass Accretion Rates of Herbig Ae/Be Stars. Magnetospheric Accretion or Boundary Layer? *Galaxies* 8(2):39, DOI 10.3390/galaxies8020039, 2005.01745
- Mendigutía I, Calvet N, Montesinos B, Mora A, Muzerolle J, Eiroa C, Oudmaijer RD, Merín B (2011a) Accretion rates and accretion tracers of Herbig Ae/Be stars. *A&A*535:A99, DOI 10.1051/0004-6361/201117444, 1109.3288
- Mendigutía I, Eiroa C, Montesinos B, Mora A, Oudmaijer RD, Merín B, Meeus G (2011b) Optical spectroscopic variability of Herbig Ae/Be stars. *A&A*529:A34, DOI 10.1051/0004-6361/201015821, 1102.5033
- Mendigutía I, Brittain S, Eiroa C, Meeus G, Montesinos B, Mora A, Muzerolle J, Oudmaijer RD, Rigliaco E (2013) Accretion Variability of Herbig Ae/Be Stars Observed by X-Shooter HD 31648 and HD 163296. *ApJ*776(1):44, DOI 10.1088/0004-637X/776/1/44, 1308.3248
- Mendigutía I, de Wit WJ, Oudmaijer RD, Fairlamb JR, Carciofi AC, Ilee JD, Vieira RG (2015) High-resolution Br γ spectro-interferometry of the transitional Herbig Ae/Be star HD 100546: a Keplerian gaseous disc inside the inner rim. *MNRAS*453:2126–2132, DOI 10.1093/mnras/stv1777, 1509.05411
- Mendigutía I, Oudmaijer RD, Garufi A, Lumsden SL, Huélamo N, Cheetham A, de Wit WJ, Norris B, Olguin FA, Tuthill P (2017) The protoplanetary system HD 100546 in H α polarized light from SPHERE/ZIMPOL. A bar-like structure across the disk gap? *A&A*608:A104, DOI 10.1051/0004-6361/201731131, 1711.00023
- Menu J, van Boekel R, Henning T, Leinert C, Waelkens C, Waters LBFM (2015) The structure of disks around intermediate-mass young stars from mid-infrared interferometry. Evidence for a population of group II disks with gaps. *A&A*581:A107, DOI 10.1051/0004-6361/201525654, 1506.03274
- Miley JM, Panić O, Haworth TJ, Pascucci I, Wyatt M, Clarke C, Richards AMS, Ratzka T (2019) Asymmetric mid-plane gas in ALMA images of HD 100546. *MNRAS*485(1):739–752, DOI 10.1093/mnras/stz426, 1902.07506
- Min M, Dullemond CP, Dominik C, de Koter A, Hovenier JW (2009) Radiative transfer in very optically thick circumstellar disks. *A&A*497:155–166, DOI 10.1051/0004-6361/200811470, 0902.3092
- Min M, Bouwman J, Dominik C, Waters LBFM, Pontoppidan KM, Hony S, Mulders GD, Henning T, van Dishoeck EF, Voitke P, Evans NJ II, Digit Team (2016a) The abundance and thermal history of water ice in the disk surrounding HD 142527 from the DIGIT Herschel Key Program. *A&A*593:A11, DOI 10.1051/0004-6361/201425432, 1606.07266
- Min M, Rab C, Voitke P, Dominik C, Ménard F (2016b) Multiwavelength optical properties of compact dust aggregates in protoplanetary disks. *A&A*585:A13, DOI 10.1051/0004-6361/201526048, 1510.05426
- Miotello A, van Dishoeck EF, Kama M, Bruderer S (2016) Determining protoplanetary disk gas masses from CO isotopologues line observations. *A&A*594:A85, DOI 10.1051/0004-6361/201628159, 1605.07780
- Miotello A, van Dishoeck EF, Williams JP, Ansdell M, Guidi G, Hogerheijde M, Manara CF, Tazzari M, Testi L, van der Marel N, van Terwisga S (2017) Lupus disks with faint CO isotopologues: low gas/dust or high carbon depletion? *A&A*599:A113, DOI 10.1051/0004-6361/201629556, 1612.01538
- Moe M, Kratter KM (2021) Impact of binary stars on planet statistics - I. Planet occurrence rates and trends with stellar mass. *MNRAS*507(3):3593–3611, DOI 10.1093/mnras/stab2328
- Monnier JD, Millan-Gabet R (2002) On the Interferometric Sizes of Young Stellar Objects. *ApJ*579(2):694–698, DOI 10.1086/342917, astro-ph/0207292
- Monnier JD, Millan-Gabet R, Billmeier R, Akeson RL, Wallace D, Berger JP, Calvet N, D'Alessio P, Danchi WC, Hartmann L, Hillenbrand LA, Kuchner M, Rajagopal J, Traub WA, Tuthill PG, Boden A, Booth A, Colavita M, Gathright J, Hrynevych M, Le Mignant D, Ligon R, Neyman C, Swain M, Thompson R, Vasisht G, Wizinowich P, Beichman C, Beletic J, Creech-Eakman M, Koresko C, Sargent A, Shao M, van Belle G (2005) The Near-Infrared Size-Luminosity Relations for Herbig Ae/Be Disks. *ApJ*624(2):832–840, DOI 10.1086/429266, astro-ph/0502252
- Mooley K, Hillenbrand L, Rebull L, Padgett D, Knapp G (2013) B- and A-type Stars in the Taurus-Auriga Star-forming Region. *ApJ*771(2):110, DOI 10.1088/0004-637X/771/2/110, 1306.0598
- Moór A, Curé M, Kóspál Á, Ábrahám P, Csengeri T, Eiroa C, Gunawan D, Henning T, Hughes AM, Juhász A (2017) Molecular Gas in Debris Disks around Young A-type Stars. *ApJ*849(2):123, DOI 10.3847/1538-4357/aa8e4e, 1709.08414

- Morgan WW, Keenan PC, Kellman E (1943) An atlas of stellar spectra, with an outline of spectral classification
- Motte F, Bontemps S, Louvet F (2018) High-Mass Star and Massive Cluster Formation in the Milky Way. *ARA&A*56:41–82, DOI 10.1146/annurev-astro-091916-055235, 1706.00118
- Moura T, Alencar SHP, Sousa AP, Alecian E, Lebreton Y (2020) Spectroscopic analysis of accretion/ejection signatures in the Herbig Ae/Be stars HD 261941 and V590 Mon. *MNRAS*494(3):3512–3535, DOI 10.1093/mnras/staa695
- Mulders GD, Dominik C (2012) Probing the turbulent mixing strength in protoplanetary disks across the stellar mass range: no significant variations. *A&A*539:A9, DOI 10.1051/0004-6361/201118127, 1201.1453
- Mulders GD, Waters LBFM, Dominik C, Sturm B, Bouwman J, Min M, Verhoeff AP, Acke B, Augereau JC, Evans NJ, Henning T, Meeus G, Olofsson J (2011) Low abundance, strong features: window-dressing crystalline forsterite in the disk wall of HD 100546. *A&A*531:A93, DOI 10.1051/0004-6361/201116770, 1105.4817
- Mulders GD, Paardekooper SJ, Panić O, Dominik C, van Boekel R, Ratzka T (2013) Planet or brown dwarf? Inferring the companion mass in HD 100546 from the wall shape using mid-infrared interferometry. *A&A*557:A68, DOI 10.1051/0004-6361/201220930, 1306.4264
- Mulders GD, Pascucci I, Apai D (2015) A Stellar-mass-dependent Drop in Planet Occurrence Rates. *ApJ*798(2):112, DOI 10.1088/0004-637X/798/2/112, 1406.7356
- Mulders GD, Drazkowska J, van der Marel N, Ciesla FJ, Pascucci I (2021) Why Do M Dwarfs Have More Transiting Planets? *ApJ*920(1):L1, DOI 10.3847/2041-8213/ac2947, 2110.02971
- Muley D, Fung J, van der Marel N (2019) PDS 70: A Transition Disk Sculpted by a Single Planet. *ApJ*879(1):L2, DOI 10.3847/2041-8213/ab24d0, 1902.07191
- Müller A, Keppler M, Henning T, Samland M, Chauvin G, Beust H, Maire AL, Molaverdikhani K, van Boekel R, Benisty M, Boccaletti A, Bonnefoy M, Cantalloube F, Charnay B, Baudino JL, Gennaro M, Long ZC, Cheetham A, Desidera S, Feldt M, Fusco T, Girard J, Gratton R, Hagelberg J, Janson M, Lagrange AM, Langlois M, Lazzoni C, Ligi R, Ménard F, Mesa D, Meyer M, Mollière P, Morasini C, Moulin T, Pavlov A, Pawellek N, Quanz SP, Ramos J, Rouan D, Sissa E, Stadler E, Vigan A, Wahhaj Z, Weber L, Zurlo A (2018) Orbital and atmospheric characterization of the planet within the gap of the PDS 70 transition disk. *A&A*617:L2, DOI 10.1051/0004-6361/201833584, 1806.11567
- Muro-Arena GA, Dominik C, Waters LBFM, Min M, Klarmann L, Ginski C, Isella A, Benisty M, Pohl A, Garufi A, Hagelberg J, Langlois M, Menard F, Pinte C, Sezestre E, van der Plas G, Villenave M, Delboulb   A, Magnard Y, M  ller-Nilsson O, Pragt J, Rabou P, Roelfsema R (2018) Dust modeling of the combined ALMA and SPHERE datasets of HD 163296. Is HD 163296 really a Meeus group II disk? *A&A*614:A24, DOI 10.1051/0004-6361/201732299, 1802.03328
- Muro-Arena GA, Benisty M, Ginski C, Dominik C, Facchini S, Villenave M, van Boekel R, Chauvin G, Garufi A, Henning T, Janson M, Keppler M, Matter A, M  nard F, Stolker T, Zurlo A, Blanchard P, Mauerel D, Moeller-Nilsson O, Petit C, Roux A, Sevin A, Wildi F (2020) Shadowing and multiple rings in the protoplanetary disk of HD 139614. *A&A*635:A121, DOI 10.1051/0004-6361/201936509, 1911.09612
- Murphy SJ, Joyce M, Bedding TR, White TR, Kama M (2021) A precise asteroseismic age and metallicity for HD 139614: a pre-main-sequence star with a protoplanetary disc in Upper Centaurus-Lupus. *MNRAS*502(2):1633–1646, DOI 10.1093/mnras/stab144, 2011.11821
- Muto T, Grady CA, Hashimoto J, Fukagawa M, Hornbeck JB, Sitko M, Russell R, Werren C, Cur   M, Currie T, Ohashi N, Okamoto Y, Momose M, Honda M, Inutsuka S, Takeuchi T, Dong R, Abe L, Brandner W, Brandt T, Carson J, Egner S, Feldt M, Fukue T, Goto M, Guyon O, Hayano Y, Hayashi M, Hayashi S, Henning T, Hodapp KW, Ishii M, Iye M, Janson M, Kandori R, Knapp GR, Kudo T, Kusakabe N, Kuzuhara M, Matsuo T, Mayama S, McElwain MW, Miyama S, Morino JL, Moro-Martin A, Nishimura T, Pyo TS, Serabyn E, Suto H, Suzuki R, Takami M, Takato N, Terada H, Thalmann C, Tomono D, Turner EL, Watanabe M, Wisniewski JP, Yamada T, Takami H, Usuda T, Tamura M (2012) Discovery of Small-scale Spiral Structures in the Disk of SAO 206462 (HD 135344B): Implications for the Physical State of the Disk from Spiral Density Wave Theory. *ApJ*748(2):L22, DOI 10.1088/2041-8205/748/2/L22, 1202.6139
- Muzerolle J, D’Alessio P, Calvet N, Hartmann L (2004) Magnetospheres and Disk Accretion in Herbig Ae/Be Stars. *ApJ*617:406–417, DOI 10.1086/425260, astro-ph/0409008
- Najita J, Carr JS, Glassgold AE, Shu FH, Tokunaga AT (1996) Kinematic Diagnostics of Disks around Young Stars: CO Overtone Emission from

- WL 16 and 1548C27. *ApJ*462:919, DOI 10.1086/177205, [astro-ph/9512109](#)
- Najita J, Carr JS, Mathieu RD (2003) Gas in the Terrestrial Planet Region of Disks: CO Fundamental Emission from T Tauri Stars. *ApJ*589:931–952, DOI 10.1086/374809
- Najita JR, Doppmann GW, Carr JS, Graham JR, Eisner JA (2009) High-Resolution K-Band Spectroscopy of MWC 480 and V1331 Cyg. *ApJ*691(1):738–748, DOI 10.1088/0004-637X/691/1/738, [0809.4267](#)
- Natta A, Prusti T, Neri R, Wooden D, Grinin VP, Mannings V (2001) A reconsideration of disk properties in Herbig Ae stars. *A&A*371:186–197, DOI 10.1051/0004-6361:20010334
- Natta A, Testi L, Randich S (2006) Accretion in the ρ -Ophiuchi pre-main sequence stars. *A&A*452(1):245–252, DOI 10.1051/0004-6361:20054706, [astro-ph/0602618](#)
- Nielsen EL, De Rosa RJ, Macintosh B, Wang JJ, Ruffio JB, Chiang E, Marley MS, Saumon D, Savransky D, Ammons SM, Bailey VP, Barman T, Blain C, Bulger J, Burrows A, Chilcote J, Cotten T, Czekala I, Doyon R, Duchêne G, Esposito TM, Fabrycky D, Fitzgerald MP, Follette KB, Fortney JJ, Gerard BL, Goodsell SJ, Graham JR, Greenbaum AZ, Hibon P, Hinkley S, Hirsch LA, Hom J, Hung LW, Dawson RI, Ingraham P, Kalas P, Konopacky Q, Larkin JE, Lee EJ, Lin JW, Maire J, Marchis F, Marois C, Metchev S, Millar-Blanchaer MA, Morzinski KM, Oppenheimer R, Palmer D, Patience J, Perrin M, Poyneer L, Pueyo L, Rafikov RR, Rajan A, Rameau J, Rantakyro FT, Ren B, Schneider AC, Sivaramakrishnan A, Song I, Soummer R, Tallis M, Thomas S, Ward-Duong K, Wolff S (2019) The Gemini Planet Imager Exoplanet Survey: Giant Planet and Brown Dwarf Demographics from 10 to 100 au. *AJ*158(1):13, DOI 10.3847/1538-3881/ab16e9, [1904.05358](#)
- Notsu S, Nomura H, Ishimoto D, Walsh C, Honda M, Hirota T, Millar TJ (2017) Candidate Water Vapor Lines to Locate the H₂O Snowline through High-dispersion Spectroscopic Observations. II. The Case of a Herbig Ae Star. *ApJ*836(1):118, DOI 10.3847/1538-4357/836/1/118, [1701.04381](#)
- Notsu S, Akiyama E, Booth A, Nomura H, Walsh C, Hirota T, Honda M, Tsukagoshi T, Millar TJ (2019) Dust Continuum Emission and the Upper Limit Fluxes of Submillimeter Water Lines of the Protoplanetary Disk around HD 163296 Observed by ALMA. *ApJ*875(2):96, DOI 10.3847/1538-4357/ab0ae9, [1902.09932](#)
- Öberg KI, Qi C, Fogel JKJ, Bergin EA, Andrews SM, Espaillat C, van Kempen TA, Wilner DJ, Pascucci I (2010) The Disk Imaging Survey of Chemistry with SMA. I. Taurus Protoplanetary Disk Data. *ApJ*720:480–493, DOI 10.1088/0004-637X/720/1/480, [1007.1476](#)
- Öberg KI, Murray-Clay R, Bergin EA (2011) The Effects of Snowlines on C/O in Planetary Atmospheres. *ApJ*743(1):L16, DOI 10.1088/2041-8205/743/1/L16, [1110.5567](#)
- Öberg KI, Guzmán VV, Furuya K, Qi C, Aikawa Y, Andrews SM, Loomis R, Wilner DJ (2015) The comet-like composition of a protoplanetary disk as revealed by complex cyanides. *Nature*520(7546):198–201, DOI 10.1038/nature14276, [1505.06347](#)
- Öberg KI, Guzmán VV, Walsh C, Aikawa Y, Bergin EA, Law CJ, Loomis RA, Alarcón F, Andrews SM, Bae J, Bergner JB, Boehler Y, Booth AS, Bosman AD, Calahan JK, Cataldi G, Cleaves LI, Czekala I, Furuya K, Huang J, Ilee JD, Kurtovic NT, Le Gal R, Liu Y, Long F, Ménard F, Nomura H, Pérez LM, Qi C, Schwarz KR, Sierra A, Teague R, Tsukagoshi T, Yamato Y, van't Hoff MLR, Waggoner AR, Wilner DJ, Zhang K (2021) Molecules with ALMA at Planet-forming Scales (MAPS). I. Program Overview and Highlights. *ApJS*257(1):1, DOI 10.3847/1538-4365/ac1432, [2109.06268](#)
- Oberg N, Kamp I, Cazaux S, Woitke P, Thi WF (2022) Circumplanetary disk ices. I. Ice formation vs. viscous evolution and grain drift. *arXiv e-prints* [arXiv:2208.11053](#), [2208.11053](#)
- Ochsendorf BB, Ellerbroek LE, Chini R, Hartoog OE, Hoffmeister V, Waters LBFM, Kaper L (2011) First firm spectral classification of an early-B pre-main-sequence star: B275 in μ ASTROBJ_iM 17/ μ ASTROBJ_i. *A&A*536:L1, DOI 10.1051/0004-6361/201118089, [1110.5755](#)
- Owen JE (2014) Snow Lines as Probes of Turbulent Diffusion in Protoplanetary Disks. *ApJ*790(1):L7, DOI 10.1088/2041-8205/790/1/L7, [1406.6707](#)
- Pagani L, Bourgoïn A, Lique F (2012) A method to measure CO and N₂ depletion profiles inside prestellar cores. *A&A*548:L4, DOI 10.1051/0004-6361/201220137
- Palla F, Stahler SW (1993) The Pre-Main-Sequence Evolution of Intermediate-Mass Stars. *ApJ*418:414, DOI 10.1086/173402
- Pallavicini R, Golub L, Rosner R, Vaiana GS, Ayres T, Linsky JL (1981) Relations among stellar X-ray emission observed from Einstein, stellar rotation and bolometric luminosity. *ApJ*248:279–290, DOI 10.1086/159152
- Panić O, Hogerheijde MR (2009) Characterising discs around Herbig Ae/Be stars through modelling of low-J ¹²CO lines. *A&A*508:707–716, DOI 10.1051/0004-6361/200912584

- Panić O, Holland WS, Wyatt MC, Kennedy GM, Matthews BC, Lestrade JF, Sibthorpe B, Greaves JS, Marshall JP, Phillips NM, Tottle J (2013) First results of the SONS survey: submillimetre detections of debris discs. *MNRAS*435(2):1037–1046, DOI 10.1093/mnras/stt1293
- Panić O, Haworth TJ, Petr-Gotzens MG, Miley J, van den Ancker M, Vioque M, Siess L, Parker R, Clarke CJ, Kamp I, Kennedy G, Oudmaijer RD, Pascucci I, Richards AMS, Ratzka T, Qi C (2021) Planet formation in intermediate-separation binary systems. *MNRAS*501(3):4317–4328, DOI 10.1093/mnras/staa3834, 2012.07901
- Pascual N, Montesinos B, Meeus G, Marshall JP, Mendigutía I, Sandell G (2016) The far-infrared behaviour of Herbig Ae/Be discs: Herschel PACS photometry. *A&A*586:A6, DOI 10.1051/0004-6361/201526605, 1511.08356
- Pascucci I, Sterzik M, Alexander RD, Alencar SHP, Gorti U, Hollenbach D, Owen J, Ercolano B, Edwards S (2011) The Photoevaporative Wind from the Disk of TW Hya. *ApJ*736(1):13, DOI 10.1088/0004-637X/736/1/13, 1105.0045
- Patel P, Sigut TAA, Landstreet JD (2017) Photoionization Models for the Inner Gaseous Disks of Herbig Be Stars: Evidence against Magnetospheric Accretion? *ApJ*836(2):214, DOI 10.3847/1538-4357/aa5c3f, 1701.06721
- Paunzen E, Iliev IK, Kamp I, Barzova IS (2002) The status of Galactic field λ Bootis stars in the post-Hipparcos era. *MNRAS*336(3):1030–1042, DOI 10.1046/j.1365-8711.2002.05865.x, *astro-ph/0207488*
- Pegues J, Öberg KI, Bergner JB, Loomis RA, Qi C, Le Gal R, Cleeves LI, Guzmán VV, Huang J, Jørgensen JK, Andrews SM, Blake GA, Carpenter JM, Schwarz KR, Williams JP, Wilner DJ (2020) An ALMA Survey of H_2CO in Protoplanetary Disks. *ApJ*890(2):142, DOI 10.3847/1538-4357/ab64d9, 2002.12525
- Perez MR, Grady CA (1997) Observational Overview of Young Intermediate-Mass Objects: Herbig Ae/Be Stars. *Space Sci. Rev.*82:407–450, DOI 10.1023/A:1005064108523
- Perez S, Dunhill A, Casassus S, Roman P, Szulágyi J, Flores C, Marino S, Montesinos M (2015) Planet Formation Signposts: Observability of Circumplanetary Disks via Gas Kinematics. *ApJ*811(1):L5, DOI 10.1088/2041-8205/811/1/L5, 1505.06808
- Pérez S, Casassus S, Benítez-Llambay P (2018) Observability of planet-disc interactions in CO kinematics. *MNRAS*480(1):L12–L17, DOI 10.1093/mnras/sly109, 1806.05125
- Pérez S, Casassus S, Hales A, Marino S, Cheetham A, Zurlo A, Cieza L, Dong R, Alarcón F, Benítez-Llambay P, Fomalont E, Avenhaus H (2020) Long Baseline Observations of the HD 100546 Protoplanetary Disk with ALMA. *ApJ*889(1):L24, DOI 10.3847/2041-8213/ab6b2b, 1906.06305
- Pérucaud J, Di Folco E, Dutrey A, Guilloteau S, Piétu V (2017) The hybrid disks: a search and study to better understand evolution of disks. *A&A*600:A62, DOI 10.1051/0004-6361/201629371, 1612.06582
- Perraut K, Dougados C, Lima GHRA, Benisty M, Mourard D, Ligi R, Nardetto N, Tallon-Bosc I, ten Brummelaar T, Farrington C (2016) A disk wind in AB Aurigae traced with $\text{H}\alpha$ interferometry. *A&A*596:A17, DOI 10.1051/0004-6361/201628931
- Piétu V, Dutrey A, Kahane C (2003) A Keplerian disk around the Herbig Ae star HD 34282. *A&A*398:565–569, DOI 10.1051/0004-6361:20021551, *astro-ph/0210097*
- Piétu V, Guilloteau S, Dutrey A (2005) Sub-arcsec imaging of the AB Aur molecular disk and envelope at millimeter wavelengths: a non Keplerian disk. *A&A*443(3):945–954, DOI 10.1051/0004-6361:20042050, *astro-ph/0504023*
- Piétu V, Dutrey A, Guilloteau S (2007) Probing the structure of protoplanetary disks: a comparative study of DM Tau, LkCa 15, and MWC 480. *A&A*467(1):163–178, DOI 10.1051/0004-6361:20066537, *astro-ph/0701425*
- Pineda JE, Quanz SP, Meru F, Mulders GD, Meyer MR, Panić O, Avenhaus H (2014) Resolved Images of the Protoplanetary Disk around HD 100546 with ALMA. *ApJ*788(2):L34, DOI 10.1088/2041-8205/788/2/L34, 1405.5773
- Pinilla P, Benisty M, Birnstiel T (2012) Ring shaped dust accumulation in transition disks. *A&A*545:A81, DOI 10.1051/0004-6361/201219315, 1207.6485
- Pinilla P, Benisty M, Birnstiel T, Ricci L, Isella A, Natta A, Dullemond CP, Quiroga-Núñez LH, Henning T, Testi L (2014) Millimetre spectral indices of transition disks and their relation to the cavity radius. *A&A*564:A51, DOI 10.1051/0004-6361/201323322, 1402.5778
- Pinilla P, Flock M, Ovelar MdJ, Birnstiel T (2016) Can dead zones create structures like a transition disk? *A&A*596:A81, DOI 10.1051/0004-6361/201628441, 1610.02044
- Pinilla P, Tazzari M, Pascucci I, Youdin AN, Garufi A, Manara CF, Testi L, van der Plas G, Barenfeld SA, Canovas H, Cox EG, Hendler NP, Pérez LM, van der Marel N (2018) Homogeneous Analysis of the Dust Morphology of Transition Disks Observed with ALMA: Investigating Dust Trapping and the

- Origin of the Cavities. *ApJ*859(1):32, DOI 10.3847/1538-4357/aabf94, 1804.07301
- Pinte C, Woitke P, Ménard F, Duchêne G, Kamp I, Meeus G, Mathews G, Howard CD, Grady CA, Thi WF, Tilling I, Augereau JC, Dent WRF, Alacid JM, Andrews S, Ardila DR, Aresu G, Barrado D, Brittain S, Ciardi DR, Danchi W, Eiroa C, Fedele D, de Gregorio-Monsalvo I, Heras A, Huelamo N, Krivov A, LEBRETON J, Liseau R, Martin-Zaïdi C, Mendigutía I, Montesinos B, Mora A, Morales-Calderon M, Nomura H, Pantin E, Pascucci I, Phillips N, Podio L, Poelman DR, Ramsay S, Riaz B, Rice K, Riviere-Marichalar P, Roberge A, Sandell G, Solano E, Vandenbussche B, Walker H, Williams JP, White GJ, Wright G (2010) The Herschel view of GAS in Protoplanetary Systems (GASPS). First comparisons with a large grid of models. *A&A*518:L126, DOI 10.1051/0004-6361/201014591, 1005.3826
- Pinte C, Dent WRF, Ménard F, Hales A, Hill T, Cortes P, de Gregorio-Monsalvo I (2016) Dust and Gas in the Disk of HL Tauri: Surface Density, Dust Settling, and Dust-to-gas Ratio. *ApJ*816:25, DOI 10.3847/0004-637X/816/1/25, 1508.00584
- Pinte C, Ménard F, Duchêne G, Hill T, Dent WRF, Woitke P, Maret S, van der Plas G, Hales A, Kamp I, Thi WF, de Gregorio-Monsalvo I, Rab C, Quanz SP, Avenhaus H, Carmona A, Casassus S (2018a) Direct mapping of the temperature and velocity gradients in discs. Imaging the vertical CO snow line around IM Lupi. *A&A*609:A47, DOI 10.1051/0004-6361/201731377, 1710.06450
- Pinte C, Price DJ, Ménard F, Duchêne G, Dent WRF, Hill T, de Gregorio-Monsalvo I, Hales A, Mentiplay D (2018b) Kinematic Evidence for an Embedded Protoplanet in a Circumstellar Disk. *ApJ*860(1):L13, DOI 10.3847/2041-8213/aac6dc, 1805.10293
- Pinte C, van der Plas G, Ménard F, Price DJ, Christiaens V, Hill T, Mentiplay D, Ginski C, Choquet E, Boehler Y, Duchêne G, Perez S, Casassus S (2019) Kinematic detection of a planet carving a gap in a protoplanetary disk. *Nature Astronomy* 3:1109–1114, DOI 10.1038/s41550-019-0852-6, 1907.02538
- Pirzkal N, Spillar EJ, Dyck HM (1997) A Search for Close Bright Companions to AeBe Stars. *ApJ*481(1):392–395, DOI 10.1086/304055, astro-ph/9702101
- Poeckert R, Marlborough JM (1976) Intrinsic linear polarization of Be stars as a function of V sini. *ApJ*206:182–195, DOI 10.1086/154369
- Poeckert R, Marlborough JM (1977) Linear polarization of H α in the Be star Gamma Cassiopeiae. *ApJ*218:220–226, DOI 10.1086/155673
- Pohl A, Benisty M, Pinilla P, Ginski C, de Boer J, Avenhaus H, Henning T, Zurlo A, Boccaletti A, Augereau JC, Birnstiel T, Dominik C, Facchini S, Fedele D, Janson M, Keppler M, Kral Q, Langlois M, Ligi R, Maire AL, Ménard F, Meyer M, Pinte C, Quanz SP, Sauvage JF, Sevestre É, Stolker T, Szulágyi J, van Boekel R, van der Plas G, Villenave M, Baruffolo A, Baudoz P, Le Mignant D, Maurel D, Ramos J, Weber L (2017) The Circumstellar Disk HD 169142: Gas, Dust, and Planets Acting in Concert? *ApJ*850(1):52, DOI 10.3847/1538-4357/aa94c2, 1710.06485
- Pollack JB, Hubickyj O, Bodenheimer P, Lissauer JJ, Podolak M, Greenzweig Y (1996) Formation of the Giant Planets by Concurrent Accretion of Solids and Gas. *Icarus*124(1):62–85, DOI 10.1006/icar.1996.0190
- Pontoppidan KM, Salyk C, Blake GA, Meijerink R, Carr JS, Najita J (2010) A Spitzer Survey of Mid-infrared Molecular Emission from Protoplanetary Disks. I. Detection Rates. *ApJ*720(1):887–903, DOI 10.1088/0004-637X/720/1/887, 1006.4189
- Powell D, Murray-Clay R, Pérez LM, Schlichting HE, Rosenthal M (2019) New Constraints From Dust Lines on the Surface Densities of Protoplanetary Disks. *ApJ*878(2):116, DOI 10.3847/1538-4357/ab20ce, 1905.03252
- Pyerin MA, Delage TN, Kurtovic NT, Gárate M, Henning T, Pinilla P (2021) Constraining the properties of the potential embedded planets in the disk around HD 100546. *A&A*656:A150, DOI 10.1051/0004-6361/202141998
- Qi C, D'Alessio P, Öberg KI, Wilner DJ, Hughes AM, Andrews SM, Ayala S (2011) Resolving the CO Snow Line in the Disk around HD 163296. *ApJ*740(2):84, DOI 10.1088/0004-637X/740/2/84, 1107.5061
- Qi C, Öberg KI, Andrews SM, Wilner DJ, Bergin EA, Hughes AM, Hogerheijde M, D'Alessio P (2015) Chemical Imaging of the CO Snow Line in the HD 163296 Disk. *ApJ*813(2):128, DOI 10.1088/0004-637X/813/2/128, 1510.00968
- Quanz SP, Amara A, Meyer MR, Kenworthy MA, Kasper M, Girard JH (2013a) A Young Protoplanet Candidate Embedded in the Circumstellar Disk of HD 100546. *ApJ*766:L1, DOI 10.1088/2041-8205/766/1/L1, 1302.7122
- Quanz SP, Avenhaus H, Buenzli E, Garufi A, Schmid HM, Wolf S (2013b) Gaps in the HD 169142 Protoplanetary Disk Revealed by Polarimetric Imaging: Signs of Ongoing Planet Formation? *ApJ*766(1):L2, DOI 10.1088/2041-8205/766/1/L2, 1302.3029
- Quanz SP, Amara A, Meyer MR, Girard JH, Kenworthy MA, Kasper M (2015) Confirmation and Char-

- acterization of the Protoplanet HD 100546 b—Direct Evidence for Gas Giant Planet Formation at 50 AU. *ApJ*807(1):64, DOI 10.1088/0004-637X/807/1/64, 1412.5173
- Quillen AC, Blackman EG, Frank A, Varnière P (2004) On the Planet and the Disk of COKU TAURI/4. *ApJ*612(2):L137–L140, DOI 10.1086/424693, [astro-ph/0406445](#)
- Rab C, Kamp I (2019) HD163296 paper DSHARP data. *A&A* in prep(1000):064301, DOI 10.1088/1538-3873/aaf4e5, 1812.02741
- Rab C, Kamp I, Dominik C, Ginski C, Muro-Arena GA, Thi WF, Waters LBFM, Woitke P (2020) Interpreting high spatial resolution line observations of planet-forming disks with gaps and rings: the case of HD 163296. *A&A*642:A165, DOI 10.1051/0004-6361/202038712, 2008.05941
- Rameau J, Follette KB, Pueyo L, Marois C, Macintosh B, Millar-Blanchaer M, Wang JJ, Vega D, Doyon R, Lafrenière D, Nielsen EL, Bailey V, Chilcote JK, Close LM, Esposito TM, Males JR, Metchev S, Morzinski KM, Ruffio JB, Wolff SG, Ammons SM, Barman TS, Bulger J, Cotten T, De Rosa RJ, Duchene G, Fitzgerald MP, Goodsell S, Graham JR, Greenbaum AZ, Hiben P, Hung LW, Ingraham P, Kalas P, Konopacky Q, Larkin JE, Maire J, Marchis F, Oppenheimer R, Palmer D, Patience J, Perrin MD, Poyneer L, Rajan A, Rantakyö FT, Marley MS, Savransky D, Schneider AC, Sivaramakrishnan A, Song I, Soummer R, Thomas S, Wallace JK, Ward-Duong K, Wiktorowicz S (2017) An Optical/Near-infrared Investigation of HD 100546 b with the Gemini Planet Imager and MagAO. *AJ*153:244, DOI 10.3847/1538-3881/aa6cae, 1704.06317
- Ramírez-Tannus MC, Kaper L, de Koter A, Tramped F, Bik A, Ellerbroek LE, Ochsendorf BB, Ramírez-Agudelo OH, Sana H (2017) Massive pre-main-sequence stars in M17. *A&A*604:A78, DOI 10.1051/0004-6361/201629503, 1704.08216
- Rebollido I, Eiroa C, Montesinos B, Maldonado J, Villaver E, Absil O, Bayo A, Canovas H, Carmona A, Chen C, Ertel S, Henning T, Iglesias DP, Launhardt R, Liseau R, Meeus G, Moór A, Mora A, Olofsson J, Rauw G, Riviere-Marichalar P (2020) Exocomets: A spectroscopic survey. *A&A*639:A11, DOI 10.1051/0004-6361/201936071, 2003.11084
- Reffert S, Bergmann C, Quirrenbach A, Trifonov T, Künstler A (2015) Precise radial velocities of giant stars. VII. Occurrence rate of giant extrasolar planets as a function of mass and metallicity. *A&A*574:A116, DOI 10.1051/0004-6361/201322360, 1412.4634
- Regály Z, Juhász A, Sándor Z, Dullemond CP (2012) Possible planet-forming regions on submillimetre images. *MNRAS*419(2):1701–1712, DOI 10.1111/j.1365-2966.2011.19834.x, 1109.6177
- Reggiani M, Quanz SP, Meyer MR, Pueyo L, Absil O, Amara A, Anglada G, Avenhaus H, Girard JH, Carrasco Gonzalez C, Graham J, Mawet D, Meru F, Milli J, Osorio M, Wolff S, Torrelles JM (2014) Discovery of a Companion Candidate in the HD 169142 Transition Disk and the Possibility of Multiple Planet Formation. *ApJ*792(1):L23, DOI 10.1088/2041-8205/792/1/L23, 1408.0813
- Reggiani M, Christiaens V, Absil O, Mawet D, Huby E, Choquet E, Gomez Gonzalez CA, Ruane G, Femenia B, Serabyn E, Matthews K, Barraza M, Carlomagno B, Defrère D, Delacroix C, Habraken S, Joliviet A, Karlsson M, Orban de Xivry G, Piron P, Surdej J, Vargas Catalan E, Wertz O (2018) Discovery of a point-like source and a third spiral arm in the transition disk around the Herbig Ae star MWC 758. *A&A*611:A74, DOI 10.1051/0004-6361/201732016, 1710.11393
- Rice WKM, Armitage PJ, Wood K, Lodato G (2006) Dust filtration at gap edges: implications for the spectral energy distributions of discs with embedded planets. *MNRAS*373:1619–1626, DOI 10.1111/j.1365-2966.2006.11113.x, [astro-ph/0609808](#)
- Rich EA, Wisniewski JP, Sitko ML, Grady CA, Tobin JJ, Fukagawa M (2020) Disk Illumination and Jet Variability of the Herbig Ae Star HD 163296 Using Multi-epoch HST/STIS Optical, Near-IR, and Radio Imagery and Spectroscopy. *ApJ*902(1):4, DOI 10.3847/1538-4357/abb2a3, 2008.11606
- Riols A, Lesur G (2018) Dust settling and rings in the outer regions of protoplanetary discs subject to ambipolar diffusion. *A&A*617:A117, DOI 10.1051/0004-6361/201833212, 1805.00458
- Rivinius T, Carciofi AC, Martayan C (2013) Classical Be stars. Rapidly rotating B stars with viscous Keplerian decretion disks. *A&ARv*21:69, DOI 10.1007/s00159-013-0069-0, 1310.3962
- Romanova MM, Ustyugova GV, Koldoba AV, Lovelace RVE (2012) MRI-driven accretion on to magnetized stars: global 3D MHD simulations of magnetospheric and boundary layer regimes. *MNRAS*421(1):63–77, DOI 10.1111/j.1365-2966.2011.20055.x, 1111.3068
- Rosenfeld KA, Andrews SM, Hughes AM, Wilner DJ, Qi C (2013) A Spatially Resolved Vertical Temperature Gradient in the HD 163296 Disk. *ApJ*774(1):16, DOI 10.1088/0004-637X/774/1/16, 1306.6475
- Sacco GG, Flaccomio E, Pascucci I, Lahuis F, Ercolano B, Kastner JH, Micela G, Stelzer B, Sterzik M (2012) High-resolution Spectroscopy of Ne II Emission from Young Stellar Objects. *ApJ*747(2):142, DOI 10.1088/0004-637X/747/2/142, 1201.0184

- Salyk C, Blake GA, Boogert ACA, Brown JM (2009) High-resolution 5 μ m Spectroscopy of Transitional Disks. *ApJ*699:330–347, DOI 10.1088/0004-637X/699/1/330
- Salyk C, Pontoppidan KM, Blake GA, Najita JR, Carr JS (2011) A Spitzer Survey of Mid-infrared Molecular Emission from Protoplanetary Disks. II. Correlations and Local Thermal Equilibrium Models. *ApJ*731(2):130, DOI 10.1088/0004-637X/731/2/130, 1104.0948
- Schaefer GH, Dutrey A, Guilloteau S, Simon M, White RJ (2009) A Millimeter-wave Interferometric Study of Dust and CO Disks Around Late Spectral Type Stars in Taurus-Auriga. *ApJ*701(1):698–709, DOI 10.1088/0004-637X/701/1/698
- Schöller M, Pogodin MA, Cahuasquí JA, Drake NA, Hubrig S, Petr-Gotzens MG, Savanov IS, Wolff B, González JF, Mysore S, Ilyin I, Järvinen SP, Stelzer B (2016) Spectroscopic signatures of magnetospheric accretion in Herbig Ae/Be stars. I. The case of HD 101412. *A&A*592:A50, DOI 10.1051/0004-6361/201628361, 1606.03817
- Segura-Cox DM, Schmiedeke A, Pineda JE, Stephens IW, Fernández-López M, Looney LW, Caselli P, Li ZY, Mundy LG, Kwon W, Harris RJ (2020) Four annular structures in a protostellar disk less than 500,000 years old. *Nature*586(7828):228–231, DOI 10.1038/s41586-020-2779-6, 2010.03657
- Simon M, Dutrey A, Guilloteau S (2000) Dynamical Masses of T Tauri Stars and Calibration of Pre-Main-Sequence Evolution. *ApJ*545(2):1034–1043, DOI 10.1086/317838, astro-ph/0008370
- Simon M, Guilloteau S, Di Folco E, Dutrey A, Grosso N, Piétu V, Chapillon E, Prato L, Schaefer GH, Rice E, Boehler Y (2017) Dynamical Masses of Low-mass Stars in the Taurus and Ophiuchus Star-forming Regions. *ApJ*844(2):158, DOI 10.3847/1538-4357/aa78f1, 1706.03505
- Spiegel DS, Burrows A (2012) Spectral and Photometric Diagnostics of Giant Planet Formation Scenarios. *ApJ*745:174, DOI 10.1088/0004-637X/745/2/174, 1108.5172
- Stapper LM, Hogerheijde MR, van Dishoeck EF, Mentel R (2022) The mass and size of Herbig disks as seen by ALMA. *A&A*658:A112, DOI 10.1051/0004-6361/202142164, 2112.03297
- Steindl T, Zwintz K, Barnes TG, Müllner M, Vorobyov EI (2021) Pulsational instability of pre-main-sequence models from accreting protostars. I. Constraining the input physics for accretion with spectroscopic parameters and stellar pulsations. *A&A*654:A36, DOI 10.1051/0004-6361/202140818, 2107.07568
- Stelzer B, Micela G, Hamaguchi K, Schmitt JHMM (2006) On the origin of the X-ray emission from Herbig Ae/Be stars. *A&A*457(1):223–235, DOI 10.1051/0004-6361:20065006, astro-ph/0605590
- Stelzer B, Robrade J, Schmitt JHMM, Bouvier J (2009) New X-ray detections of Herbig stars. *A&A*493(3):1109–1119, DOI 10.1051/0004-6361:200810540, 0810.1836
- Stolker T, Dominik C, Avenhaus H, Min M, de Boer J, Ginski C, Schmid HM, Juhasz A, Bazzon A, Waters LBFM, Garufi A, Augereau JC, Benisty M, Boccaletti A, Henning T, Langlois M, Maire AL, Ménard F, Meyer MR, Pinte C, Quanz SP, Thalmann C, Beuzit JL, Carbillet M, Costille A, Dohlen K, Feldt M, Gisler D, Mouillet D, Pavlov A, Perret D, Petit C, Pragt J, Rochat S, Roelfsema R, Salasnich B, Soenke C, Wildi F (2016) Shadows cast on the transition disk of HD 135344B. Multiwavelength VLT/SPHERE polarimetric differential imaging. *A&A*595:A113, DOI 10.1051/0004-6361/201528039, 1603.00481
- Störzer H, Hollenbach D (2000) Optical Line Emission from Photodissociation Regions. *ApJ*539(2):751–759, DOI 10.1086/309251
- Strom KM, Strom SE, Edwards S, Cabrit S, Skrutskie MF (1989) Circumstellar Material Associated with Solar-Type Pre-Main-Sequence Stars: A Possible Constraint on the Timescale for Planet Building. *AJ*97:1451, DOI 10.1086/115085
- Strom SE (1972) Optical and Infrared Observations of Young Stellar Objects - an Informal Review. *PASP*84(502):745, DOI 10.1086/129375
- Strom SE, Strom KM, Yost J, Carrasco L, Grasdalen G (1972) The Nature of the Herbig Ae- and Be-TYPE Stars Associated with Nebulosity. *ApJ*173:353, DOI 10.1086/151425
- Sturm B, Bouwman J, Henning T, Evans NJ, Acke B, Mulders GD, Waters LBFM, van Dishoeck EF, Meeus G, Green JD, Augereau JC, Olofsson J, Salyk C, Najita J, Herczeg GJ, van Kempen TA, Kristensen LE, Dominik C, Carr JS, Waelkens C, Bergin E, Blake GA, Brown JM, Chen JH, Cieza L, Dunham MM, Glassgold A, Güdel M, Harvey PM, Hogerheijde MR, Jaffe D, Jørgensen JK, Kim HJ, Knez C, Lacy JH, Lee JE, Maret S, Meijerink R, Merín B, Mundy L, Pontoppidan KM, Visser R, Yıldız UA (2010) First results of the Herschel key program “Dust, Ice and Gas In Time” (DIGIT): Dust and gas spectroscopy of HD 100546. *A&A*518:L129, DOI 10.1051/0004-6361/201014674, 1005.3472
- Sturm B, Bouwman J, Henning T, Evans NJ, Waters LBFM, van Dishoeck EF, Green JD, Olofsson J, Meeus G, Maaskant K, Dominik C, Augereau JC, Mulders GD, Acke B, Merin B, Herczeg GJ (2013)

- The 69 μm forsterite band in spectra of protoplanetary disks. Results from the Herschel DIGIT programme. *Astronomy & Astrophysics* 553:5
- Szulágyi J (2017) Effects of the Planetary Temperature on the Circumplanetary Disk and on the Gap. *ApJ* 842:103, DOI 10.3847/1538-4357/aa7515, 1705.08444
- Szulágyi J, Morbidelli A, Crida A, Masset F (2014) Accretion of Jupiter-mass Planets in the Limit of Vanishing Viscosity. *ApJ* 782:65, DOI 10.1088/0004-637X/782/2/65, 1312.6302
- Szulágyi J, Masset F, Lega E, Crida A, Morbidelli A, Guillot T (2016) Circumplanetary disc or circumplanetary envelope? *MNRAS* 460:2853–2861, DOI 10.1093/mnras/stw1160, 1605.04586
- Szulágyi J, Mayer L, Quinn T (2017) Circumplanetary discs around young giant planets: a comparison between core-accretion and disc instability. *MNRAS* 464(3):3158–3168, DOI 10.1093/mnras/stw2617, 1610.01791
- Szulágyi J, Dullemond CP, Pohl A, Quanz SP (2019) Observability of forming planets and their circumplanetary discs II. - SEDs and near-infrared fluxes. *MNRAS* 487(1):1248–1258, DOI 10.1093/mnras/stz1326, 1905.03563
- Tambovtseva LV, Grinin VP, Weigelt G (2016) Brackett γ radiation from the inner gaseous accretion disk, magnetosphere, and disk wind region of Herbig Ae/Be stars. *A&A* 590:A97, DOI 10.1051/0004-6361/201628256
- Tamura M (2009) Subaru Strategic Exploration of Exoplanets and Disks with HiCIAO/AO188 (SEEDS). In: Usuda T, Tamura M, Ishii M (eds) *Exoplanets and Disks: Their Formation and Diversity*, American Institute of Physics Conference Series, vol 1158, pp 11–16, DOI 10.1063/1.3215811
- Tang J, Bressan A, Rosenfield P, Slemmer A, Marigo P, Girardi L, Bianchi L (2014) New PARSEC evolutionary tracks of massive stars at low metallicity: testing canonical stellar evolution in nearby star-forming dwarf galaxies. *MNRAS* 445:4287–4305, DOI 10.1093/mnras/stu2029, 1410.1745
- Tang YW, Guilloteau S, Dutrey A, Muto T, Shen BT, Gu PG, Inutsuka Si, Momose M, Pietu V, Fukagawa M, Chapillon E, Ho PTP, di Folco E, Corder S, Ohashi N, Hashimoto J (2017) Planet Formation in AB Aurigae: Imaging of the Inner Gaseous Spirals Observed inside the Dust Cavity. *ApJ* 840(1):32, DOI 10.3847/1538-4357/aa6af7, 1704.02699
- Tanigawa T, Ohtsuki K, Machida MN (2012) Distribution of Accreting Gas and Angular Momentum onto Circumplanetary Disks. *ApJ* 747:47, DOI 10.1088/0004-637X/747/1/47, 1112.3706
- Tazaki R, Tanaka H, Muto T, Kataoka A, Okuzumi S (2019) Effect of dust size and structure on scattered-light images of protoplanetary discs. *MNRAS* 485(4):4951–4966, DOI 10.1093/mnras/stz662, 1903.01890
- Teague R, Bae J, Bergin EA, Birnstiel T, Foreman-Mackey D (2018) A Kinematical Detection of Two Embedded Jupiter-mass Planets in HD 163296. *ApJ* 860(1):L12, DOI 10.3847/2041-8213/aac6d7, 1805.10290
- Teague R, Bae J, Aikawa Y, Andrews SM, Bergin EA, Bergner JB, Boehler Y, Booth AS, Bosman AD, Cataldi G, Czekala I, Guzmán VV, Huang J, Ilee JD, Law CJ, Le Gal R, Long F, Loomis RA, Ménard F, Öberg KI, Pérez LM, Schwarz KR, Sierra A, Walsh C, Wilner DJ, Yamato Y, Zhang K (2021) Molecules with ALMA at Planet-forming Scales (MAPS). XVIII. Kinematic Substructures in the Disks of HD 163296 and MWC 480. *ApJS* 257(1):18, DOI 10.3847/1538-4365/ac1438, 2109.06218
- Testi L, Palla F, Natta A (1999) The onset of cluster formation around Herbig Ae/Be stars. *A&A* 342:515–523, [astro-ph/9811210](#)
- Testi L, Birnstiel T, Ricci L, Andrews S, Blum J, Carpenter J, Dominik C, Isella A, Natta A, Williams JP, Wilner DJ (2014) Dust Evolution in Protoplanetary Disks. In: Beuther H, Klessen RS, Dullemond CP, Henning T (eds) *Protostars and Planets VI*, p 339, DOI 10.2458/azu_uapress-9780816531240-ch015, 1402.1354
- Thé PS, de Winter D, Perez MR (1994a) A new catalogue of members and candidate members of the Herbig Ae/Be (HAEBE) stellar group. *A&AS* 104:315–339
- Thé PS, Perez MR, J vEP (eds) (1994b) The nature and evolutionary status of Herbig Ae/Be stars, *Astronomical Society of the Pacific Conference Series*, vol 62
- Thi WF (2014) TBD. *A&A* 510(26):A260000+, DOI 10.1051/0004-6361/200913076, 0911.1949
- Thi WF, van Dishoeck EF, Blake GA, van Zadelhoff GJ, Horn J, Becklin EE, Mannings V, Sargent AI, van den Ancker ME, Natta A, Kessler J (2001) H₂ and CO Emission from Disks around T Tauri and Herbig Ae Pre-Main-Sequence Stars and from Debris Disks around Young Stars: Warm and Cold Circumstellar Gas. *ApJ* 561(2):1074–1094, DOI 10.1086/323361, [astro-ph/0107006](#)
- Thi WF, van Zadelhoff GJ, van Dishoeck EF (2004) Organic molecules in protoplanetary disks around T Tauri and Herbig Ae stars. *A&A* 425:955–972, DOI 10.1051/0004-6361:200400026, [astro-ph/0406577](#)

- Trapman L, Facchini S, Hogerheijde MR, van Dishoeck EF, Bruderer S (2019) Gas versus dust sizes of protoplanetary discs: effects of dust evolution. *A&A*629:A79, DOI 10.1051/0004-6361/201834723, 1903.06190
- Tsukamoto Y, Okuzumi S, Kataoka A (2017) Apparent Disk-mass Reduction and Planetesimal Formation in Gravitationally Unstable Disks in Class 0/I Young Stellar Objects. *ApJ*838(2):151, DOI 10.3847/1538-4357/aa6081, 1608.03015
- Tuthill PG, Monnier JD, Danchi WC (2001) A dusty torus around the luminous young star LkH α 101. *Nature*409(6823):1012–1014, DOI 10.1038/35059014, [astro-ph/0102240](#)
- Tylenda R (1977) The continuous radiation emitted by accretion discs in cataclysmic binaries: the dwarf nova SS Cyg during outburst and the old novae V603 Aql and RR Pic. *Acta Astron.*27:235–249
- Valegård PG, Waters LBFM, Dominik C (2021) What happened before?. Disks around the precursors of young Herbig Ae/Be stars. *A&A*652:A133, DOI 10.1051/0004-6361/202039802, 2104.14212
- van Boekel R, Waters LBFM, Dominik C, Bouwman J, de Koter A, Dullemond CP, Paresce F (2003) Grain growth in the inner regions of Herbig Ae/Be star disks. *A&A*400:L21–L24, DOI 10.1051/0004-6361:20030141
- van Boekel R, Min M, Leinert C, Waters LBFM, Richichi A, Chesneau O, Dominik C, Jaffe W, Dutrey A, Graser U, Henning T, de Jong J, Köhler R, de Koter A, Lopez B, Malbet F, Morel S, Paresce F, Perrin G, Preibisch T, Przygodda F, Schöller M, Wittkowski M (2004) The building blocks of planets within the ‘terrestrial’ region of protoplanetary disks. *Nature*432(7016):479–482, DOI 10.1038/nature03088
- van Boekel R, Min M, Waters LBFM, de Koter A, Dominik C, van den Ancker ME, Bouwman J (2005) A 10 μ m spectroscopic survey of Herbig Ae star disks: Grain growth and crystallization. *A&A*437(1):189–208, DOI 10.1051/0004-6361:20042339, [astro-ph/0503507](#)
- van Boekel R, Ábrahám P, Correia S, de Koter A, Dominik C, Dutrey A, Henning T, Kóspál Á, Lachaume R, Leinert C, Linz H, Min M, Mosoni L, Preibisch T, Quanz S, Ratzka T, Schegerer A, Waters R, Wolf S, Zinnecker H (2006) Disks around young stars with VLTI/MIDI. In: Monnier JD, Schöller M, Danchi WC (eds) Society of Photo-Optical Instrumentation Engineers (SPIE) Conference Series, Society of Photo-Optical Instrumentation Engineers (SPIE) Conference Series, vol 6268, p 62680D, DOI 10.1117/12.673777, [astro-ph/0607387](#)
- van der Marel N, Mulders GD (2021) A Stellar Mass Dependence of Structured Disks: A Possible Link with Exoplanet Demographics. *AJ*162(1):28, DOI 10.3847/1538-3881/ac0255, 2104.06838
- van der Marel N, Verhaar BW, van Terwisga S, Merín B, Herczeg G, Ligterink NFW, van Dishoeck EF (2016) The (w)hole survey: An unbiased sample study of transition disk candidates based on Spitzer catalogs. *A&A*592:A126, DOI 10.1051/0004-6361/201628075, 1603.07255
- van der Marel N, Williams JP, Bruderer S (2018) Rings and Gaps in Protoplanetary Disks: Planets or Snowlines? *ApJ*867(1):L14, DOI 10.3847/2041-8213/aae88e, 1810.05614
- van der Marel N, Birnstiel T, Garufi A, Ragusa E, Christiaens V, Price DJ, Sallum S, Muley D, Francis L, Dong R (2021) On the Diversity of Asymmetries in Gapped Protoplanetary Disks. *AJ*161(1):33, DOI 10.3847/1538-3881/abc3ba, 2010.10568
- van der Plas G, van den Ancker ME, Fedele D, Acke B, Dominik C, Waters LBFM, Bouwman J (2008) The structure of protoplanetary disks surrounding three young intermediate mass stars. I. Resolving the disk rotation in the [OI] 6300 Å line. *A&A*485(2):487–495, DOI 10.1051/0004-6361:20078867, 0802.0707
- van der Plas G, van den Ancker ME, Acke B, Carmona A, Dominik C, Fedele D, Waters LBFM (2009) Evidence for CO depletion in the inner regions of gas-rich protoplanetary disks. *A&A*500(3):1137–1141, DOI 10.1051/0004-6361/200811148, 0810.3417
- van der Plas G, Casassus S, Ménard F, Perez S, Thi WF, Pinte C, Christiaens V (2014) Spatially Resolved HCN J = 4-3 and CS J = 7-6 Emission from the Disk around HD 142527. *ApJ*792(2):L25, DOI 10.1088/2041-8205/792/2/L25, 1407.1735
- van der Plas G, van den Ancker ME, Waters LBFM, Dominik C (2015) The structure of disks around Herbig Ae/Be stars as traced by CO ro-vibrational emission. *A&A*574:A75, DOI 10.1051/0004-6361/201425052, 1412.1311
- van der Plas G, Ménard F, Canovas H, Avenhaus H, Casassus S, Pinte C, Caceres C, Cieza L (2017a) An 80 au cavity in the disk around HD 34282. *A&A*607:A55, DOI 10.1051/0004-6361/201731392, 1707.01688
- van der Plas G, Wright CM, Ménard F, Casassus S, Canovas H, Pinte C, Maddison ST, Maaskant K, Avenhaus H, Cieza L, Perez S, Ubach C (2017b) Cavity and other radial substructures in the disk around HD 97048. *A&A*597:A32, DOI 10.1051/0004-6361/201629523, 1609.02488
- van der Plas G, Ménard F, Gonzalez JF, Perez S, Rodet L, Pinte C, Cieza L, Casassus S, Benisty

- M (2019) ALMA study of the HD 100453 AB system and the tidal interaction of the companion with the disk. *A&A*624:A33, DOI 10.1051/0004-6361/201834134, 1902.00720
- van der Wiel MHD, Naylor DA, Kamp I, Ménard F, Thi WF, Woitke P, Olofsson G, Pontoppidan KM, Di Francesco J, Glauser AM, Greaves JS, Ivison RJ (2014) Signatures of warm carbon monoxide in protoplanetary discs observed with Herschel SPIRE. *MNRAS*444(4):3911–3925, DOI 10.1093/mnras/stu1462, 1408.5432
- van Dishoeck EF, Kristensen LE, Mottram JC, Benz AO, Bergin EA, Caselli P, Herpin F, Hogerheijde MR, Johnstone D, Liseau R, Nisini B, Tafalla M, van der Tak FFS, Wyrowski F, Baudry A, Benedettini M, Bjerkeli P, Blake GA, Braine J, Bruderer S, Cabrit S, Cernicharo J, Choi Y, Coutens A, de Graauw T, Dominik C, Fedele D, Fich M, Fuente A, Furuya K, Goicoechea JR, Harsono D, Helmich FP, Herczeg GJ, Jacq T, Karska A, Kaufman M, Keto E, Lamberts T, Larsson B, Leurini S, Lis DC, Melnick G, Neufeld D, Pagani L, Persson M, Shipman R, Taquet V, van Kempen TA, Walsh C, Wampfler SF, Yıldız U, WISH Team (2021) Water in star-forming regions: physics and chemistry from clouds to disks as probed by Herschel spectroscopy. *A&A*648:A24, DOI 10.1051/0004-6361/202039084, 2102.02225
- van 't Hoff MLR, Walsh C, Kama M, Facchini S, van Dishoeck EF (2017) Robustness of N_2H^+ as tracer of the CO snowline. *A&A*599:A101, DOI 10.1051/0004-6361/201629452, 1610.06788
- van Zadelhoff GJ, Aikawa Y, Hogerheijde MR, van Dishoeck EF (2003) Axi-symmetric models of ultraviolet radiative transfer with applications to circumstellar disk chemistry. *A&A*397:789–802, DOI 10.1051/0004-6361:20021592, astro-ph/0211014
- Varga J, Ábrahám P, Chen L, Ratzka T, Gabányi KÉ, Kóspál Á, Matter A, van Boekel R, Henning T, Jaffe W, Juhász A, Lopez B, Menu J, Moór A, Mosoni L, Sipos N (2018) VLTI/MIDI atlas of disks around low- and intermediate-mass young stellar objects. *A&A*617:A83, DOI 10.1051/0004-6361/201832599, 1805.02939
- Varga J, Hogerheijde M, van Boekel R, Klarmann L, Petrov R, Waters LBFM, Lagarde S, Pantin E, Berio P, Weigelt G, Robbe-Dubois S, Lopez B, Millour F, Augereau JC, Meheut H, Meilland A, Henning T, Jaffe W, Bettonvil F, Bristow P, Hofmann KH, Matter A, Zins G, Wolf S, Allouche F, Donnan F, Schertl D, Dominik C, Heininger M, Lehmitz M, Cruzalèbes P, Glindemann A, Meisenheimer K, Paladini C, Schöller M, Woillez J, Venema L, Kokoulina E, Yoffe G, Ábrahám P, Abadie S, Abuter R, Accardo M, Adler T, Agócs T, Antonelli P, Böhm A, Bailet C, Bazin G, Beckmann U, Beltran J, Boland W, Bourget P, Brast R, Bresson Y, Burtscher L, Castillo R, Chelli A, Cid C, Clausse JM, Connot C, Conzelmann RD, Danchi WC, De Haan M, Delbo M, Ebert M, Elswijk E, Fantei Y, Frahm R, Gámez Rosas V, Gabasch A, Gallenne A, Garces E, Girard P, Gonté FYJ, González Herrera JC, Graser U, Guajardo P, Guitton F, Haubois X, Hron J, Hubin N, Huerta R, Isbell JW, Ives D, Jakob G, Jaskó A, Jochum L, Klein R, Kragt J, Kroes G, Kuindersma S, Labadie L, Laun W, Le Poole R, Leinert C, Lizón JL, Lopez M, Mérand A, Marcotto A, Mauclet N, Maurer T, Mehrgan LH, Meisner J, Meixner K, Mellein M, Mohr L, Morel S, Mosoni L, Navarro R, Neumann U, Nußbaum E, Pallanca L, Pasquini L, Percheron I, Pott JU, Pozna E, Ridinger A, Rigal F, Riquelme M, Rivinius T, Roelfsema R, Rohloff RR, Rousseau S, Schuhler N, Schuil M, Soulain A, Stee P, Stephan C, ter Horst R, Tromp N, Vakili F, van Duin A, Vinther J, Wittkowski M, Wrhel F (2021) The asymmetric inner disk of the Herbig Ae star HD 163296 in the eyes of VLTI/MATISSE: evidence for a vortex? *A&A*647:A56, DOI 10.1051/0004-6361/202039400, 2012.05697
- Verhoeff AP, Waters LBFM, van den Ancker ME, Min M, Stap FA, Pantin E, van Boekel R, Acke B, Tielens AGGM, de Koter A (2012) A mid-IR study of the circumstellar environment of Herbig Be stars. *A&A*538:A101, DOI 10.1051/0004-6361/201014916
- Vieira SLA, Corradi WJB, Alencar SHP, Mendes LTS, Torres CAO, Quast GR, Guimarães MM, da Silva L (2003) Investigation of 131 Herbig Ae/Be Candidate Stars. *AJ*126(6):2971–2987, DOI 10.1086/379553
- Villebrun F, Alecian E, Hussain G, Bouvier J, Folsom CP, Lebreton Y, Amard L, Charbonnel C, Gallet F, Haemmerlé L, Böhm T, Johns-Krull C, Kochukhov O, Marsden SC, Morin J, Petit P (2019) Magnetic fields of intermediate-mass T Tauri stars. I. Magnetic detections and fundamental stellar parameters. *A&A*622:A72, DOI 10.1051/0004-6361/201833545
- Vink JS (2015) Linear line spectropolarimetry of Herbig Ae/Be stars. *Ap&SS*357(2):98, DOI 10.1007/s10509-015-2323-6, 1501.07436
- Vink JS, Drew JE, Harries TJ, Oudmaijer RD (2002) Probing the circumstellar structure of Herbig Ae/Be stars. *MNRAS*337:356–368, DOI 10.1046/j.1365-8711.2002.05920.x, astro-ph/0208137
- Vink JS, Drew JE, Harries TJ, Oudmaijer RD, Unruh Y (2005a) Probing the circumstellar structures of T Tauri stars and their relationship to those of Herbig stars. *MNRAS*359:1049–1064, DOI 10.1111/j.1365-2966.2005.08969.x, astro-ph/0502535

- Vink JS, Harries TJ, Drew JE (2005b) Polarimetric line profiles for scattering off rotating disks. *A&A*430:213–222, DOI 10.1051/0004-6361:20041463, [astro-ph/0409512](#)
- Vioque M, Oudmaijer RD, Baines D, Mendigutía I, Pérez-Martínez R (2018) Gaia DR2 study of Herbig Ae/Be stars. *A&A*620:A128, DOI 10.1051/0004-6361/201832870, 1808.00476
- Vioque M, Oudmaijer RD, Schreiner M, Mendigutía I, Baines D, Mowlavi N, Pérez-Martínez R (2020) Catalogue of new Herbig Ae/Be and classical Be stars. A machine learning approach to Gaia DR2. *A&A*638:A21, DOI 10.1051/0004-6361/202037731, 2005.01727
- Wagner K, Apai D, Kasper M, Robberto M (2015) Discovery of a Two-armed Spiral Structure in the Gapped Disk around Herbig Ae Star HD 100453. *ApJ*813(1):L2, DOI 10.1088/2041-8205/813/1/L2, 1510.02212
- Wagner K, Follete KB, Close LM, Apai D, Gibbs A, Keppler M, Müller A, Henning T, Kasper M, Wu YL, Long J, Males J, Morzinski K, McClure M (2018) Magellan Adaptive Optics Imaging of PDS 70: Measuring the Mass Accretion Rate of a Young Giant Planet within a Gapped Disk. *ApJ*863:L8, DOI 10.3847/2041-8213/aad695, 1807.10766
- Wagner K, Stone JM, Spalding E, Apai D, Dong R, Ertel S, Leisenring J, Webster R (2019) Thermal Infrared Imaging of MWC 758 with the Large Binocular Telescope: Planetary-driven Spiral Arms? *ApJ*882(1):20, DOI 10.3847/1538-4357/ab32ea, 1907.06655
- Wahhaj Z, Koerner DW, Sargent AI (2007) High-Resolution Imaging of the Dust Disk around 49 Ceti. *ApJ*661(1):368–373, DOI 10.1086/512716, [astro-ph/0701352](#)
- Walsh C, Nomura H, van Dishoeck E (2015) The molecular composition of the planet-forming regions of protoplanetary disks across the luminosity regime. *A&A*582:A88, DOI 10.1051/0004-6361/201526751, 1507.08544
- Walsh C, Juhász A, Meeus G, Dent WRF, Maud LT, Aikawa Y, Millar TJ, Nomura H (2016) ALMA Reveals the Anatomy of the mm-sized Dust and Molecular Gas in the HD 97048 Disk. *ApJ*831(2):200, DOI 10.3847/0004-637X/831/2/200, 1609.02011
- Walsh C, Daley C, Facchini S, Juhász A (2017) CO emission tracing a warp or radial flow within $\lesssim 100$ au in the HD 100546 protoplanetary disk. *A&A*607:A114, DOI 10.1051/0004-6361/201731334, 1710.00703
- Walter FM (1986) X-Ray Sources in Regions of Star Formation. I. The Naked T Tauri Stars. *ApJ*306:573, DOI 10.1086/164367
- Watanabe N, Kouchi A (2002) Efficient Formation of Formaldehyde and Methanol by the Addition of Hydrogen Atoms to CO in H₂O-CO Ice at 10 K. *ApJ*571(2):L173–L176, DOI 10.1086/341412
- Waters LBFM, Waelkens C (1998a) Herbig Ae/Be Stars. *ARA&A*36:233–266, DOI 10.1146/annurev.astro.36.1.233
- Waters LBFM, Waelkens C (1998b) Herbig Ae/Be Stars. *ARA&A*36:233–266, DOI 10.1146/annurev.astro.36.1.233
- Waters LBFM, Trams NR, Waelkens C (1992) A scenario for the selective depletion of stellar atmospheres. *A&A*262:L37
- Weidenschilling SJ (1977) Aerodynamics of solid bodies in the solar nebula. *MNRAS*180:57–70, DOI 10.1093/mnras/180.1.57
- Weinberger AJ, Becklin EE, Schneider G, Smith BA, Lowrance PJ, Silverstone MD, Zuckerman B, Terrile RJ (1999) The Circumstellar Disk of HD 141569 Imaged with NICMOS. *ApJ*525:L53–L56, DOI 10.1086/312334, [astro-ph/9909097](#)
- Wheelwright HE, Oudmaijer RD, Goodwin SP (2010) The mass ratio and formation mechanisms of Herbig Ae/Be star binary systems. *MNRAS*401:1199–1218, DOI 10.1111/j.1365-2966.2009.15708.x, 0910.1774
- Wheelwright HE, Vink JS, Oudmaijer RD, Drew JE (2011) On the alignment between the circumstellar disks and orbital planes of Herbig Ae/Be binary systems. *A&A*532:A28, DOI 10.1051/0004-6361/201116996, 1106.3949
- White JA, Boley AC (2018) Extended Millimeter Emission in the HD 141569 Circumstellar Disk Detected with ALMA. *ApJ*859(2):103, DOI 10.3847/1538-4357/aac088, 1804.09724
- White RJ, Basri G (2003) Very Low Mass Stars and Brown Dwarfs in Taurus-Auriga. *ApJ*582(2):1109–1122, DOI 10.1086/344673, [astro-ph/0209164](#)
- Wichittanakom C, Oudmaijer RD, Fairlamb JR, Mendigutía I, Vioque M, Ababakr KM (2020) The accretion rates and mechanisms of Herbig Ae/Be stars. *MNRAS*493(1):234–249, DOI 10.1093/mnras/staa169, 2001.05971
- Williams JP, Best WMJ (2014) A Parametric Modeling Approach to Measuring the Gas Masses of Circumstellar Disks. *ApJ*788:59, DOI 10.1088/0004-637X/788/1/59, 1312.0151
- Williams JP, Cieza LA (2011) Protoplanetary Disks and Their Evolution. *ARA&A*49(1):67–117, DOI 10.1146/annurev-astro-081710-102548, 1103.0556
- Windmark F, Birnstiel T, Güttler C, Blum J, Dullemond CP, Henning T (2012) Planetesimal formation by sweep-up: how the bouncing barrier can be

- beneficial to growth. *A&A*540:A73, DOI 10.1051/0004-6361/201118475, 1201.4282
- Woitke P, Kamp I, Thi WF (2009) Radiation thermochemical models of protoplanetary disks. I. Hydrostatic disk structure and inner rim. *A&A*501:383–406, DOI 10.1051/0004-6361/200911821, 0904.0334
- Woitke P, Pinte C, Tilling I, Ménard F, Kamp I, Thi WF, Duchêne G, Augereau JC (2010) Continuum and line modelling of discs around young stars - I. 300000 disc models for HERSCHEL/GASPS. *MNRAS*405(1):L26–L30, DOI 10.1111/j.1745-3933.2010.00852.x, 1003.2323
- Woitke P, Kamp I, Antonellini S, Anthonioz F, Baldovin-Saveedra C, Carmona A, Dionatos O, Dominik C, Greaves J, Güdel M, Ilee JD, Liebhadt A, Menard F, Min M, Pinte C, Rab C, Rigon L, Thi WF, Thureau N, Waters LBFM (2019a) Consistent Dust and Gas Models for Protoplanetary Disks. III. Models for Selected Objects from the FP7 DIANA Project. *PASP*131(1000):064301, DOI 10.1088/1538-3873/aaf4e5, 1812.02741
- Woitke P, Kamp I, Antonellini S, Anthonioz F, Baldovin-Saveedra C, Carmona A, Dionatos O, Dominik C, Greaves J, Güdel M, Ilee JD, Liebhadt A, Menard F, Min M, Pinte C, Rab C, Rigon L, Thi WF, Thureau N, Waters LBFM (2019b) Consistent Dust and Gas Models for Protoplanetary Disks. III. Models for Selected Objects from the FP7 DIANA Project. *PASP*131(1000):064301, DOI 10.1088/1538-3873/aaf4e5, 1812.02741
- Wolfire MG, Cassinelli JP (1987) Conditions for the Formation of Massive Stars. *ApJ*319:850, DOI 10.1086/165503
- Yorke HW, Sonnhalter C (2002) On the Formation of Massive Stars. *ApJ*569(2):846–862, DOI 10.1086/339264, astro-ph/0201041
- Zhang K, Blake GA, Bergin EA (2015) Evidence of Fast Pebble Growth Near Condensation Fronts in the HL Tau Protoplanetary Disk. *ApJ*806(1):L7, DOI 10.1088/2041-8205/806/1/L7, 1505.00882
- Zhang K, Booth AS, Law CJ, Bosman AD, Schwarz KR, Bergin EA, Öberg KI, Andrews SM, Guzmán VV, Walsh C, Qi C, van't Hoff MLR, Long F, Wilner DJ, Huang J, Czekala I, Ilee JD, Cataldi G, Bergner JB, Aikawa Y, Teague R, Bae J, Loomis RA, Calahan JK, Alarcón F, Ménard F, Le Gal R, Sierra A, Yamato Y, Nomura H, Tsukagoshi T, Pérez LM, Trapman L, Liu Y, Furuya K (2021) Molecules with ALMA at Planet-forming Scales (MAPS). V. CO Gas Distributions. *ApJS*257(1):5, DOI 10.3847/1538-4365/ac1580, 2109.06233
- Zhang S, Zhu Z, Huang J, Guzmán VV, Andrews SM, Birnstiel T, Dullemond CP, Carpenter JM, Isella A, Pérez LM, Benisty M, Wilner DJ, Baruteau C, Bai XN, Ricci L (2018) The Disk Substructures at High Angular Resolution Project (DSHARP). VII. The Planet-Disk Interactions Interpretation. *ApJ*869(2):L47, DOI 10.3847/2041-8213/aaf744, 1812.04045
- Zhou Y, Sanghi A, Bowler BP, Wu YL, Close LM, Long F, Ward-Duong K, Zhu Z, Kraus AL, Follette KB, Bae J (2022) HST/WFC3 H α Direct-imaging Detection of a Pointlike Source in the Disk Cavity of AB Aur. *ApJ*934(1):L13, DOI 10.3847/2041-8213/ac7fef, 2207.06525
- Zhu Z (2015) Accreting Circumplanetary Disks: Observational Signatures. *ApJ*799(1):16, DOI 10.1088/0004-637X/799/1/16, 1408.6554
- Zhu Z, Stone JM (2014) Dust Trapping by Vortices in Transitional Disks: Evidence for Non-ideal Magnetohydrodynamic Effects in Protoplanetary Disks. *ApJ*795(1):53, DOI 10.1088/0004-637X/795/1/53, 1405.2790
- Zhu Z, Nelson RP, Dong R, Espaillat C, Hartmann L (2012) Dust Filtration by Planet-induced Gap Edges: Implications for Transitional Disks. *ApJ*755(1):6, DOI 10.1088/0004-637X/755/1/6, 1205.5042
- Zinnecker H, Preibisch T (1994) X-ray emission from Herbig Ae/Be stars: a ROSAT survey. *A&A*292:152–164
- Zuckerman B, Forveille T, Kastner JH (1995) Inhibition of giant-planet formation by rapid gas depletion around young stars. *Nature*373:494–496, DOI 10.1038/373494a0
- Zurlo A, Cugno G, Montesinos M, Perez S, Canovas H, Casassus S, Christiaens V, Cieza L, Huelamo N (2020) The widest H α survey of accreting protoplanets around nearby transition disks. *A&A*633:A119, DOI 10.1051/0004-6361/201936891, 1912.04911
- Zwintz K, Kallinger T, Guenther DB, Gruberbauer M, Huber D, Rowe J, Kuschnig R, Weiss WW, Matthews JM, Moffat AFJ, Rucinski SM, Sasselov D, Walker GAH, Casey MP (2009) MOST photometry of the enigmatic PMS pulsator HD 142666. *A&A*494(3):1031–1040, DOI 10.1051/0004-6361:200811116, 0812.1960
- Zwintz K, Fossati L, Ryabchikova T, Guenther D, Aerts C, Barnes TG, Themeßl N, Lorenz D, Cameron C, Kuschnig R, Pollack-Drs S, Moravveji E, Baglin A, Matthews JM, Moffat AFJ, Poretti E, Rainer M, Rucinski SM, Sasselov D, Weiss WW (2014) Echography of young stars reveals their evolution. *Science* 345(6196):550–553, DOI 10.1126/science.1253645, 1407.4928