

CINM (Cinnamon): A Compilation Infrastructure for Heterogeneous Compute In-Memory and Compute Near-Memory Paradigms

Asif Ali Khan
TU Dresden
Dresden, Germany
asif_ali.khan@tu-dresden.de

Hamid Farzaneh
TU Dresden
Dresden, Germany
hamid.farzaneh@tu-dresden.de

Karl F. A. Friebe
TU Dresden
Dresden, Germany
karl.friebe@tu-dresden.de

Clément Fournier
TU Dresden
Dresden, Germany
clement.fournier@tu-dresden.de

Lorenzo Chelini
Intel Switzerland
Zurich, Switzerland
lorenzo.chelini@intel.com

Jeronimo Castrillon
TU Dresden
Dresden, Germany
jeronimo.castrillon@tu-dresden.de

Abstract

The rise of data-intensive applications exposed the limitations of conventional processor-centric von-Neumann architectures that struggle to meet the off-chip memory bandwidth demand. Therefore, recent innovations in computer architecture advocate compute-in-memory (CIM) and compute-near-memory (CNM), non-von-Neumann paradigms achieving orders-of-magnitude improvements in performance and energy consumption. Despite significant technological breakthroughs in the last few years, the programmability of these systems is still a serious challenge. Their programming models are too low-level and specific to particular system implementations. Since such future architectures are predicted to be highly heterogeneous, developing novel compiler abstractions and frameworks become necessary. To this end, we present *CINM (Cinnamon)*, a first end-to-end compilation flow that leverages the hierarchical abstractions to generalize over different CIM and CNM devices and enable device-agnostic and device-aware optimizations. Cinnamon progressively lowers input programs and performs optimizations at each level in the lowering pipeline. To show its efficacy, we evaluate CINM on a set of benchmarks for a real CNM system (UPMEM), and the memristors-based CIM accelerators. We show that Cinnamon, supporting multiple hardware targets, generates high-performance code comparable to or better than state-of-the-art implementations.

Keywords: Hardware Emerging architectures, Hardware Emerging tools and methodologies, Hardware Emerging languages and compilers, Computing methodologies Parallel computing methodologies

1 Introduction

Application domains such as social and streaming media, internet-of-everything, communications and services, and virtual assistant technologies such as Alexa and Siri are generating data at a break-neck pace, i.e., in the *quintillion bytes*

range every day. This mind-boggling data volume is mostly raw and requires processing and analysis [4]. In the conventional *processor centric* von-Neumann computing paradigm, these applications quickly hit hard performance and energy-efficiency boundaries as data have to be moved between the CPU and the memory via a narrow memory channel. On a mobile device, the data movement alone consumes 62% of the total system energy [7]. To overcome this data movement and other challenges associated with the memory subsystem, computer architects are moving to *non-Von-Neumann* system models like *computing near memory* (CNM) [44] and *computing in memory* (CIM) [40]¹. The idea is to bring computations closer to the data.

In CNM, dedicated CMOS logic is integrated into the memory chip to diminish the data movement problem. Conceptually, this tight coupling of the logic and memory devices can be applied at any level in the memory hierarchy with various memory technologies. For DRAM, both planar and stacked structures, such as Micron’s hybrid memory cube [38], AMD’s and SK Hynix’s high bandwidth memory [31] and Samsung’s wide IO [25] have been used to realize CNM systems [44]. While CNM greatly reduces the data movement on the CPU bus, it still requires communicating data between the memory and the compute units. The CIM model completely eliminates data movement to compute units by exploiting the physical properties of the memory devices to implement various logic and compute operations in-place [40]. CIM systems based on novel memory devices with inherent computing capabilities, such as phase change memory (PCM), resistive RAM (RRAM), magnetic RAM (MRAM), and spintronics-based racetrack memories (RTMs) have demonstrated orders of magnitude performance and energy gains for machine learning and other application domains [6, 10, 15, 16, 35].

¹CIM and CNM are also referred to as (PIM, IMC) and (NMP, PNM), respectively, in the literature. We will use CIM and CNM in this paper.

Of late, several innovative CNM and CIM systems have been proposed, and some of them are even commercially available. These include domain-specific architectures such as the Neurocube [24], ISAAC [42], Microsoft Brainwave NPU [12], and several DNN accelerators [39] among others. These systems are orders of magnitude faster and more energy-efficient than general-purpose Von-Neumann machines, but only target specific application domains. UPMEM [45] has shown case studies of CNM in more general-purpose off-the-shelf systems. Recently, Samsung [28, 32] and SK hynix [33] proposed machine learning specific CNM systems based on the HBM2 and GDDR6 DRAM standards supporting TFLOPS. On the CIM front, in just the last couple of years, all major memory tech giants such as Samsung [18], TSMC [9, 23], Intel [46], GlobalFoundries [11], and IBM [21, 30] have fabricated CIM chips based on memristive and CMOS technologies that attain unparalleled performance and energy efficiency.

Even though various companies currently provide CIM and CNM systems for machine learning and other application domains (such as Axelera, d-Matrix, Sythara, UPMEM, etc.), their programmability remains a significant challenge. Most of these systems provide low-level device libraries and leave the mapping problem, synchronization, and optimizations to the programmer. This makes the programmability and operability of these devices extremely difficult. In isolated efforts, compilers have been proposed to automatically map compute primitives to devices and perform load balancing and technology-specific optimizations [14, 19, 43].

However, they target only homogeneous architectures and are application-specific, e.g., GEMM on memristive crossbars [43]. Since future architectures are predicted to be highly heterogeneous and general-purpose, there is a pressing need to develop novel compiler abstractions and compiler frameworks that enable device-agnostic and device-specific optimizations. The same is also highlighted by several recent articles including one from Meta (Facebook) that states: “We’ve investigated applying processing-in-memory (PIM) to our workloads and determined there are several challenges to using these approaches. Perhaps the biggest challenge of PIM is its programmability” [5].

To this end, our goal is to develop a high-level framework that abstracts over CIM and CNM devices, enabling their programming through high-level frameworks and domain-specific languages, and generating highly efficient code for them. We present CINM, pronounced as *Cinnamon*, a novel framework based on the *multi-level intermediate representation* (MLIR) that empowers the progressive lowering of abstractions and allows reasoning about computational primitives and their memory behavior and operations at various abstractions. CINM supports PCM and RRAM-based CIM

accelerators and the UPMEM CNM architecture². CINM is a generalization of OCC [43], an automatic compilation flow for memristive crossbar arrays. The hierarchical lowering in the CINM enables identifying the most suitable target for each primitive in the input application and transformations at different abstractions to optimize for individual devices. For evaluation, we use the sets of benchmarks available for these systems, i.e., PrIM benchmarks for CNM [13] and the machine learning benchmarks from [43] for CIM. Concretely, we make the following contributions:

1. We investigate the landscape of CIM and CNM systems to understand their properties and compute primitives they support (Section 2.4).
2. We present CINM, an end-to-end compilation framework based on MLIR that seamlessly maps computational motifs to different backend targets (Section 3.1).
3. CINM implements multiple hardware-oblivious and hardware-specific abstractions. Concretely, we introduce *cim/cnm* abstractions that implement abstract operations for CIM/CNM paradigms which are subsequently lowered differently for different hardware targets in their respective device dialects (Section 3.2).
4. We introduce a high-level *cim* dialect that abstracts over all CINM devices and provides a placeholder for implementing cost models to automate mapping of k kernels/regions onto d devices in a heterogeneous system setup (Section 3).
5. We implement device-specific abstractions to perform device-aware optimizations and mapping to their respective libraries.
6. Our evaluation shows that CINM can effectively reproduce or beat the performance of the hand-optimized codes in the selected benchmark suites (Section 4).

2 Background and motivation

This section presents MLIR as well as the CNM and CIM computing models using different memory technologies.

2.1 The MLIR compiler infrastructure

MLIR is a toolkit to represent and transform intermediate representation (IR) at different abstraction levels across different application domains and heterogeneous hardware targets [29]. It offers a nonopinionated IR with few builtins, leaving most of the IR customizable. MLIR allows compiler developers to plug in into the compiler their own abstraction and empowers them to optimize for a specific domain or target by matching at the appropriate abstraction levels.

²The selection of architectures is influenced by the availability of infrastructure where these systems can be evaluated.

We are using a high-end UPMEM system, and the extended gem5 simulator [43] to evaluate our generated codes for CNM and CIM systems, respectively.

MLIR implements a set of reusable abstractions modeled with *dialects*. A dialect is a logical group of custom types, operations, and attributes. Operations are building blocks of the IR and consume and produce new values. Each value in MLIR is associated with a type known at compile time. Attributes associate compile-time information to operations. Dialects in MLIR preserve transformation validity preconditions in their IR in order to minimize the cost and complexity of analysis passes. They are typically associated with domains (linalg with linear algebra, TOSA with tensor operations), representations (affine with the polyhedral model, scf with control flow), or targets (gpu, cim). Abstractions in MLIR can be progressively lowered (e.g., from high-level domain-specific to low-level platform-specific dialects) and raised [8].

2.2 Compute near memory

Compute near memory (CNM) is a data-centric paradigm aiming to process data in memory proximity. Compute units, e.g., CPU, GPU, FPGA, ASIC, or CGRA, are physically placed closer to the memory (in the memory controller, in peripheral circuitry, on the memory chip, or connected to the memory chip via a shared crossbar) to minimize data movement. The original idea of CNMs date back to the 90s, when architectures such as EXECUBE [26] and IRAM [37] demonstrated significant performance gains in a range of applications. However, design complexity and manufacturing costs hindered commercialization. Recent advances in manufacturing and stacking technologies alleviate these practicality concerns, paving the way for many novel CNM architectures.

Stacked DRAM structures such as the hybrid memory cube (HMC) [38] and the high bandwidth memory (HBM) [31] are considered the true enablers of CNM systems. These architectures stack multiple DRAM dies on top of a logic layer using through silicon vias (TSVs), where the logic layer can implement fixed function units. These stacked solutions deliver higher bandwidth and improved performance compared to other DRAM families but can lead to higher refresh power and limited capacities. UPMEM integrated co-processors with the DDR4 DRAM on the same DRAM die [45]. The co-processor, known as the data processing unit (DPU), is a general-purpose 32-bits RISC processor. Due to its massive local and cumulative bandwidth and parallelism, UPMEM demonstrated an order of magnitude gains in performance and energy consumption on different applications [13].

Each DPU has a small private scratchpad working RAM (WRAM) backed by the shared main RAM (MRAM). UPMEM provides an SDK and a set of tools that allow developers to adapt to the PIM programming. More recently, Samsung and SK Hynix presented their FIMDRAM [28, 32] and AiM [33] architectures, respectively. Similar to UPMEM, these architectures integrate co-processors on the same DRAM die (using HBM2 and GDDR6 DRAMs). However, unlike UPMEM, the co-processors in both architectures are optimized explicitly for ML-specific workloads.

2.3 Compute in memory

The compute in memory paradigm radically departs from traditional architectures by implementing certain compute motifs in-memory using the physical attributes of the devices. Memristive devices such as PCM and RRAM cells can be programmed to different resistance states using external current/voltage, where each state represents some information. When organized in a crossbar configuration these memristive devices allow for in-place fixed-size matrix-vector (MV) multiplication in constant time [17]. However, these computations are in the analog domain and require converters from the digital to the analog domain and back. In a different crossbar setup, memristors can be used to implement the entire set of logical operations [27] entirely in the digital domain. The write operation in these resistive technologies is typically very slow and reduces the device’s lifetime. Therefore, the selection of an application for CIM acceleration requires careful consideration.

Magnetic memories such as MRAM and RTM can also be used to implement certain operations in place. The tunnel magnetoresistance in the magnetic tunnel junctions (MTJs) of MRAM cells is a natural implementation of the XOR operation, which can be exploited to implement other logic operations [16]. Similar to memristors, MRAM cells can also be organized in crossbars to realize MV operations [18]. RTM devices also use MTJs as access interfaces and can use the same basic principles to implement various logic operations [47]. They also offer novel access mechanisms that allow efficient implementation of population count and the majority operations [22, 36]. Conventional charge-based SRAM and DRAM technologies can also implement a series of logic and compute operations in-place [3, 41].

2.4 The need for CIM and CNM abstractions

Figure 1 presents a partial taxonomy of prominent CNM and CIM systems. On the CNM side, the figure shows only real-world systems. Similarly, only promising and mature CIM technologies are presented on the CIM side.

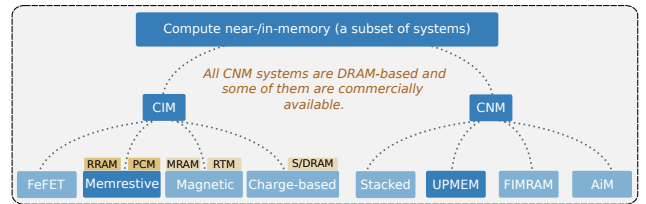


Figure 1. A partial taxonomy of CNM and CIM systems based on pronounced technologies.

These architectures are typically optimized for a specific domain or function. Figure 2 shows the landscape of these architectures with their supported operators and their specificity and flexibility to be reconfigured in time and space.

For instance, the general-purpose CPU is programmed at the granularity of the core every new instruction cycle. On the contrary, application-specific ICs (ASICs) are optimized for a particular application and can not be reprogrammed. The near-memory logic in CNM systems can be general-purpose (UPMEM), or multi-function (AiM, FIMDRAM), and they are programmed at the kernel and region granularities where, in the latter case, a kernel is partitioned into regions before offloading it to the CNM devices. CIM systems are usually fixed-function (e.g., in dot-product), but they can also be multi-function (e.g., logic operations) and can be programmed at the application granularity.

Unfortunately, even for this limited set of systems, there is a lack of programming models that abstract over them and can be leveraged to program them. All CNM and CIM systems use low-level, architecture-specific libraries to expose their device traits. The radically different design decisions and architectures of these systems make their programmability a serious challenge. For instance, in UPMEM, the programmer is responsible for load balancing on thousands of DPUs, explicit data movement and bandwidth management between the CPUs and DPUs, MRAM and WRAM, and the data coherency [13, 45]. The AiM architecture has unique features that allow operations including row clone, element-wise multiplication, and addition on a set of banks with different granularities [33]. However, it is not clear how these systems are programmed. Samsung’s FIMDRAM has its own *closed-source* software stack [32]. The programming models and tools of different CIM technologies, e.g., for PCM [43], do not apply to other technologies (such as MRAM) as they have different properties.

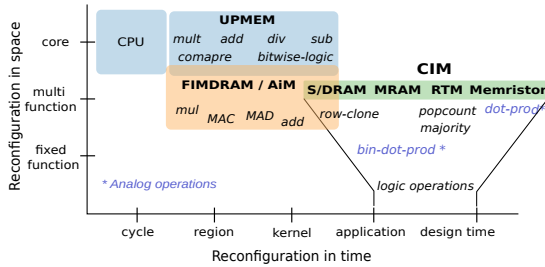


Figure 2. CNM and CIM programmability landscape.

Each *tasklet* runs this code to generate a single value in the resultant matrix. As can be seen, each read, write and compute call in the code is UPMEM-specific. For other architectures, this code has to be completely rewritten using their device-specific function calls. With these programming models, it is next to impossible to program and effectively utilize heterogeneous systems integrating these technologies. Even for the same system, any device or system changes may lead to a considerable rewriting of the input applications. To enable the integration and exploration of these devices in heterogeneous setups, novel programming models are

```
BARRIER_INIT(my_barrier, NR_TASKLETS);
int main() {
    ...
    barrier_wait(&my_barrier);
    int32_t point_per_tasklet = (ROWS*COLS)/NR_TASKLETS;
    uint32_t mram_base_addr_A = (uint32_t) (DPU_MRAM_HEAP_POINTER );
    uint32_t mram_base_addr_B = (uint32_t) (DPU_MRAM_HEAP_POINTER + ROWS * COLS *
    ↪ sizeof(T));
    uint32_t mram_base_addr_C = (uint32_t) (DPU_MRAM_HEAP_POINTER + 2 * ROWS *
    ↪ COLS * sizeof(T));
    for(int i = (tasklet_id * point_per_tasklet) ; i < (
    ↪ (tasklet_id+1)*point_per_tasklet ) ; i++) {
        if( new_row != row ){
            ...
            mram_read((__mram_ptr void const*) (mram_base_addr_A +
            ↪ mram_offset_A), cache_A, COLS * sizeof(T));
        }
        mram_read((__mram_ptr void const*) (mram_base_addr_B + mram_offset_B),
        ↪ cache_B, COLS * sizeof(T));
        dot_product(cache_C, cache_A, cache_B, number_of_dot_products);
        ...
    }
    ...
    mram_write( cache_C, (__mram_ptr void *) (mram_base_addr_C +
    ↪ mram_offset_C), point_per_tasklet * sizeof(T));
}
```

(a) Matmul on UPMEM. Each tasklet runs this code to generate a single element in the resultant matrix.

```
func.func @matmul(%A: tensor<64x64xi32>, %B: tensor<64x64xi32>, %C
    ↪ : tensor<64x64xi32>) -> tensor<64x64xi32> {
    %D = linalg.matmul ins(%A, %B : tensor<64x64xi32>, tensor<64
    ↪ x64xi32>) outs(%C: tensor<64x64xi32>)
    return %D : tensor<64x64xi32>
}
```

(b) GEMM code at the linalg abstraction in CINM.

Figure 3. Matmul code using the UPMEM programming model and the device-unaware linalg abstraction in CINM.

needed that abstract from these devices to a higher level. CINM’s device-agnostic abstraction is a step in that direction. The GEMM input to CINM is device independent, as shown in Figure 3b, and can be lowered to any CIM or CNM device code. This also highlights the expressiveness and conciseness of CINM compared to the low-level device-specific programming models. CINM allows rigorous analysis and reasoning about individual kernels and supports a rich set of optimizations and device interfaces.

Compared to device libraries, compiler framework like CINM are interesting alternatives or complements because for most CIM and CNM systems, such libraries do not exist or are device-specific and thus not portable. In addition, libraries use kernels as-is, while compilers like ours, if the device supports it, can fuse operations to reduce the data movement. Compiler-optimized codes have also been shown to be on-par with the libraries [20]. CINM can be extended to map to optimized libraries when they become available (in the same way many DSLs maps to, e.g., BLAS calls).

3 CINM (Cinnamon): Compilation for in and near memory computing

The explosion of CIM and CNM technologies and architectures has led to fragmented toolchains and device-specific

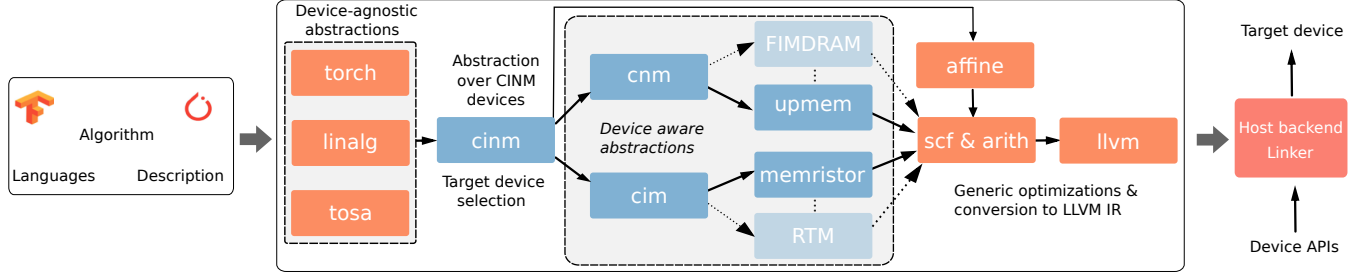


Figure 4. The CINM compiler. The abstraction lowers from left to right. Blue boxes show the new dialects introduced in CINM.

low-level programming APIs. This imposes a high entry barrier for programmers, leading to low adoption and potentially slower technology evolution cycles. Based on the taxonomy and operator pools described in Section 2.4, we present CINM – an end-to-end compilation flow that generates high-performance code for various target devices. CINM leverages MLIR to optimize input programs by progressively lowering from high-level domain abstractions to low-level device abstractions. Each device dialect supports device-aware transformations to ensure effective utilization of the underlying system. In the scope of this work, we target only memristors-based CIM systems and the UPMEM CNM systems, as highlighted in Figure 1. However, considering the ongoing device innovations, we design our abstractions with a special focus on extensibility. The restriction to selected architectures in this work is enforced by the lack of open-source tools for other architectures that can be used to evaluate the generated code for them.

3.1 The CINM lowering pipeline

Figure 4 presents a high-level overview of the CINM compilation flow. The entry point to the compilation flow is the `cinm` dialect, which currently accepts the IRs from the `linalg`, `TOSA` and `torch` abstractions. However, with appropriate front-ends to MLIR, CINM can be used with any domain-specific language (DSL) or other high-level description of the computational kernel. The `cinm` abstraction is a generalization over different CINM technologies and takes over the shared responsibilities of host-device interfacing and device mapping. The latter may also require the input program to be (re)written in CINM amenable operations (see Figure 2), which can then be processed by the low-level dialects. The `cinm` dialect is then lowered to the `cim`, `cnm` or `affine` dialects.

`cim` and `cnm` abstractions implement custom types and operations that are common to these architectures. For instance, in all CNM devices, the host allocates the grid of compute devices and transfers data before launching the kernel. The `cnm` dialect implements abstract prototypes of these functions using custom types that are contextually converted to the device types. The concrete mapping from `cnm` operations

to the target devices is then accomplished using device dialects. These dialects serve as interfaces to their respective accelerators and runtimes. All device dialects provide their lowering for code generation, which could mean emitting runtime library calls (e.g., for `upmem`) or CPU instructions (for devices embedded as ISA extensions).

3.2 Progressive lowering

This section describes the CINM pipeline, particularly focusing on our newly added dialects and their primitives.

3.2.1 The `cinm` dialect. The `cinm` dialect is the entry point to the CINM flow and is responsible for target selection, i.e., delegating the implementation of k kernels or regions in an input application to the most suitable d devices.

Target selection is not arbitrary, as it requires precise cost models for individual devices and an exhaustive search mechanism to evaluate tradeoffs before making mapping decisions. For some operations such as `cinm.matmul`, estimating the execution time (or other metric) on a specific architecture might not be that difficult. However, for more complex operators, additional analysis and rewriting passes become necessary. For instance, none of the discussed CINM architectures are optimized for convolution and contraction operations. For tensor contractions or convolutions, in the absence of rewriting, the subsequent lowering from `cinm` will have no choice but to map them to more general compute-capable devices, like, e.g., UPMEM or the host CPU. However, having detected these kernels and identified them as profitable, they can be rewritten as matrix-matrix multiplications, amenable to both CIM and CNM acceleration. Therefore, the `cinm` abstraction must evaluate all code variants before making any mapping decision.

For the cost model to work at this abstraction, it must be aware of all the primitives supported by the underlying devices. `cinm`, therefore, expose the set of operations listed in Table 1 to be targeted during offloading, i.e., the strongly-named MLIR counterparts of those found in Figure 2. For high-level abstractions, e.g., `linalg`, `tosa`, `torch`, we implement canonicalization passes to rewrite their respective IR into `cinm` operations. Figure 5 shows the `linalg` IR (5a)

and the IR it emits to the cinm dialect (5b) for the convolution kernel. The cinm IR is subsequently lowered to cim, cnm, affine or a combination of them.

```
%conv = linalg.conv2d_nhwcf
  ins(%img, %flt: tensor<1x128x128x3xi16>, tensor<3x3x3x8xi16>)
  outs(%bias: tensor<1x126x126x8xi16>)
  -> tensor<1x126x126x8xi16>
```

(a) linalg IR for 2D convolution.

```
%rbuf = cinm.compute(%arg0 = %im2col: tensor<15876x27xf16>) {
  %flt = arith.constant <"..."> : tensor<27x8xf16>
  %conv = cinm.op.gemm %arg0, %flt : tensor<15876x27xf16>,
    ↪ tensor<27x8xf16>
  cinm.yield %conv : tensor<15876x8xf16>
} -> tensor<15876x8xf16>
```

(b) cinm IR for the 2D convolution kernel, rewritten as GEMM.

Figure 5. Convolution kernel at different abstractions.

In this work, we focus on the mechanism enforcing these mapping decisions and do not implement full automation. We provide a sound infrastructure that eases the exploration process (automated or by the user), showing that this rewriting can be achieved at the cinm level. The development of cost models and search mechanisms is orthogonal to CINM and is left to future research when more reference points for comparison will be available.

3.2.2 The cnm dialect. Every CNM architecture shown in Figure 1 has unique features that make it superior to others for certain workloads. AiM, for instance, implements a customized fixed-function processing unit and places it on every DRAM bank. For higher precision matmul operations, this architecture is expected to deliver better performance than others. UPMEM similarly integrates a less powerful but general-purpose DPU on each DRAM bank. In FIMDRAM, a SIMD floating point processing unit (FPU) is shared between every two banks. While FIMDRAM overtakes UPMEM in floating-point performance, it requires a software pipeline that is aware of this sharing conflict.

In general, the performance efficiency is strictly determined by the data locality, i.e., in WRAM for UPMEM and in GRF for FIMDRAM. While these particular aspects fall to the device cost models, keeping them at a low complexity requires a constrained representation. To achieve this, we introduce cnm. This intermediate dialect abstracts over the common feature of CNM architectures, which is a tightly coupled hierarchy of memory and compute elements. It aims to provide a low-complexity transition from parallel workloads to memory-distributed programs that can guarantee access patterns and mappings.

Table 2 presents the set of operations supported by the cnm abstraction. We separate the host and the device codes and represent device resources (memory/compute) with workgroups. A workgroup is a logical address space that reflects a logical device organization by creating a tree hierarchy

```
#scatter_map = affine_map<(d0, d1) -> (d0 floordiv 16, d1 floordiv
  ↪ 16, d0 mod 16, d1 mod 16)>
...
%C_pad = scf.for %o0 = %cst0_i to %cst15888_i step %cst128
  iter_args(%in_result = %in) -> tensor<15888x16xi16> {
    %A_tile = tensor.extract_slice %A_pad[%o0, %cst0][128, 32][1,
      ↪ 1]
      : tensor<15888x32xi16> to tensor<128x32xi16>
    %wg = cnm.workgroup [8 2] { cnm.physical_dims = ["dpu", "
      ↪ thread"] }
    %A_buf = cnm.alloc() for %wg { cnm.physical_space = "global" }
      : !cnm.buffer<16x16xi16, level 0> for !cnm.workgroup<8x2>
    ...
    %sc_a_token = cnm.scatter %A_tile into %A_buf[#scatter_map] of
      ↪ %wg
      : tensor<128x32xi16> into !cnm.buffer<16x16xi16, level 0>
      ↪ of !cnm.workgroup<8x2>
    ...
    %e_token = cnm.launch %wg (%A_buf, %B_buf, %C_buf: !cnm.buffer
      ↪ <16x16xi16, level 0>, ...) {
      ^bb0(%A_space: memref<16x16xi16>, %B_space: ...):
        scf.for %arg2 = 0 to %cst16 {
          %0 = memref.load %A_space[%arg0, %arg1] : memref
            ↪ <16x16xi16>
          %1 = memref.load %B_space[%arg1, %arg2] : memref
            ↪ <16x16xi16>
          ...
        }
      } : !cnm.workgroup<8x2>
    %C_tile, %g_token = cnm.gather %C_buf[#scatter_map] of %wg
      : !cnm.workgroup<8x2> into tensor<128x32xi16>
    ...
    scf.yield %out_result : tensor<15888x16xi16>
```

(a) cnm IR for convolution.

```
...
%C_pad = scf.for %o0 = %cst0_i to %cst15888_i step %cst128
  iter_args(%in_result = %in) -> tensor<15888x16xi16> {
    %bias = arith.constant dense<0.0> : tensor<16x16xi16>
    %C_tile = scf.for %o1 = %cst0_i to %cst128 step %cst16
      iter_args(%in_tile = %bias) -> tensor<16x16xi16> {
        %A_tile = tensor.extract_slice %A_pad[%o0, %o1][16, 16][1,
          ↪ 1]
          : tensor<15888x32xi16> to tensor<16x16xi16>
        %B_tile = tensor.extract_slice %B_pad[%o1, 0][16, 16][1,
          ↪ 1]
          : tensor<32x16xi16> to tensor<16x16xi16>
        %id = cim.acquire : cim_id
        %C_tile = cim.execute(%id: cim_id, %A_tile : tensor<16
          ↪ x16xi16>, %B_tile: tensor<16x16xi16>){
          %out = cinm.gemm %A_tile, %B_tile : tensor<16x16xi16>,
            ↪ tensor<16x16xi16>
          cim.yield %out: tensor<16x16xi16>
        }
        cim.release %id : cim_id
        %out_tile = arith.addf %in_tile, %C_tile
          : tensor<16x16xi16>
        scf.yield %out_tile : tensor<16x16xi16>
      }
    %out_result = tensor.insert_slice %C_tile, %in_result[%o0,
      ↪ 0][16, 16][1, 1]
      : tensor<16x16xi16> into tensor<15888x16xi16>
    scf.yield %out_result : tensor<15888x16xi16>
  }
%C = tensor.extract_slice %C_pad[0, 0][15876, 8][1, 1]
```

(b) cim IR for convolution.

Figure 6. cnm and cim IRs for 2D convolution.

of resources, with compute nodes at its leaves, see Figure 7. Workgroups specify the degree of parallelism, meaning that the lowering will eventually map them to truly concurrent units of the concrete target device. This is similar to typical GPU programming models, e.g. CUDA, except there is no driver-opinionated subdivision, no implicit physical mapping, and no raw pointers or implicit aliasing. In cnm, we make the transition from algorithm-based parallelism to device-specific parallelism without relying on implementation features, including thread IDs (which are emulated if needed, e.g., for UPMEM) and implicit memory sharing.

Operation	Datatype	Description	CIM	CNM
%out = cinm.add/sub/gemm/gemv(%in1, %in2)	tensor, tensor → tensor	Tensors add, sub, and multiply operations	✓	✓
%out = cinm.min/max/(%in1, %in2)	tensor, tensor → scalar	Find min/max value of a tensor	✓	✓
%out = cinm.logicop(%in1, %in2)	tensor, tensor → tensor	logicop: any boolean logic operation	✓	✓
%out = cinm.transpose/histogram/majority(%in)	tensor → tensor	Tensor transpose/histogram/majority operations	✗	✓
%out:2 = cinm.topk(%in1, %in2)	tensor, scalar → tensor, tensor	K largest elements of the tensor	✗	✓
%out:2 = cinm.simSearch(%in1, %in2, %in3, %in4)	enum, tensor, tensor, scalar → tensor, tensor	Similarity search between tensors, returns k values and their indices	✓	✓
%out = cinm.mergePartial(%in1, %in2, %in3, %in4)	enum, enum, tensor, tensor → tensor	Accumulate partial results	✓	✓
%out = cinm.popcount(%in)	tensor → scalar	Counts 1's in a bit stream	✓	✗
%out = cinm.reduce(%in1, %in2)	enum, tensor → scalar	Based on a binary operation, merges all the elements from the tensor	✗	✓
%out = cinm.scan(%in1, %in2)	enum, tensor → tensor	Based on the op, returns the tensor with op applied	✗	✓

Table 1. The cinm dialect operations.

Operation	Description
cnm.allocate(%arg, %arg2)	Allocate workgroup on the specified CNM device.
cnm.launch(%arg, %arg)	Launch the workgroup execution.
cnm.scatter(%arg, %arg2)	Move specified elements' indices of the input tensor to the destination tensor.
cnm.gather(%arg, %arg2)	Symmetrical to scatter, copy back.
cnm.wait(%arg, %arg2)	Wait to synchronize.

Table 2. The cnm dialect operations.

Operation	Description
cim.acquire()	Acquire a CIM device, returns ID.
cim.execute(%arg, %arg)	Launch the execution on the acquired CIM device.
cim.barrier(%arg, %arg2)	Wait to synchronize or finish executing.
cim.release(%arg)	Release the device.

Table 3. The cim dialect operations.

A compute leaf can only access memory along its path to the root, and `cnm` forbids the user from manipulating this memory directly. Instead, `cnm` requires all users to use `allocate` to obtain opaque memory buffers, which can then be interacted with using `scatter` and `gather`. When a certain compute block is launched, the opaque buffers turn into regular pointers local to the leaf. This main feature of `cnm` ensures constrained memory accesses, which are essential for device mapping and, ultimately, device independence. This does not require physical memory to be at the same logical level. For instance, in UPMEM, MRAM is technically system-visible but is partitioned for exclusive access by the code generator. Figure 6a shows the `cnm` IR of our running 2D convolution example, demonstrating the workgroup creation, its mapping onto the CNM system resources, and launching of its execution.

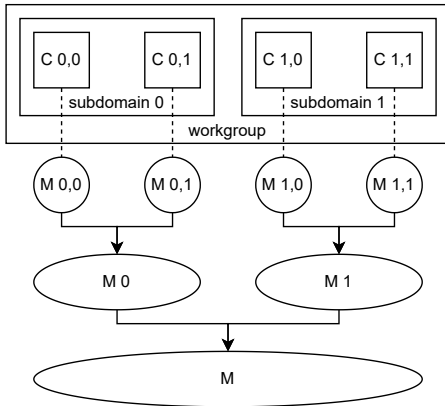
This buffer-centric view for the accelerators means that similar to `linalg` operations, the `cinm` operations must support both buffer (`memref`) and (tensor) semantics. We enable

bufferization for all ops at the `cim` abstraction using the MLIR bufferization facilities.

3.2.3 The `cim` dialect. The `cim` abstraction serves the same purpose as `cnm` but for CIM targets. Similar to the `cnm` abstraction, it implements functions for acquiring/releasing the CIM accelerators, the data transfers, and the launching of the CIM kernel execution. Note that the CIM and CNM systems are fundamentally different and so is the process of their resource allocation and management. Since most CIM devices are nonvolatile, this abstraction also implements device locking to ensure consistent and permanent NVM states. Table 3 lists the set of operations supported by this dialect while Figure 6b shows its IR for the running example.

The rationale for separating the CIM abstraction from the CNM abstraction is based on the architectural differences between the two paradigms they serve. However, within the CIM paradigm itself, despite varying operations and configurations, there are common properties in different setups, e.g., content-addressable memory (CAM)-based CIM, logic CIM, and crossbars. For instance, all these CIM types necessitate device setup before executing any meaningful operations, and the series of required operations are mostly similar. The `acquire` function in CIM acquires a CIM device by first setting it up. The exact lowering is performed at the device abstraction level and varies depending on the specific technologies involved.

The `cim` dialect also implements CIM-specific optimizations. For instance, most CIM devices are NVM-based and the write operations in almost all NVM technologies are costly in terms of both performance and device lifespan. As such, `cim` implements *loop interchange* to minimize the number of writes. Moreover, since CIM array sizes are fixed, tiling becomes mandatory if the kernel size exceeds the crossbar size. `cim` triggers the tiling transformation to partition the input tensors based on the CIM array sizes in order to fit them into the array.

Figure 7. `cnm` logical device model.

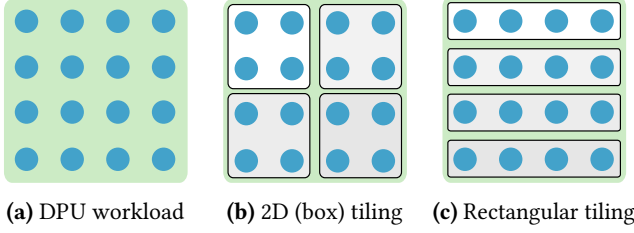


Figure 8. Various tiling shapes CINM implements.

3.2.4 Device dialects. Device dialects in CINM expose the set of device-specific concepts, including: the set of supported operations, device attributes such as memory array or tile sizes in the CIM devices, and the memory hierarchy (buffers, private and shared memories). They apply conversion patterns to translate the `cinm` operators and provide an interface to the device libraries.

Memristors: The memristor dialect implements the transformation passes from OCC [43] for memristive devices. The compulsory *tiling* transformation is applied at the `cim` abstraction to ensure large input buffers are divided into blocks that can be mapped to the crossbar tiles. The tile size in the transformation, and hence the number of tiles, are determined by the crossbar tile size. This dialect materializes the `cinm` operations using the memristors’ specific primitives such as `copyTile`, `storeTile` to support data communication between the host and the device and operations such as `read` and `write` that allow performing computations and programming the crossbar, respectively.

To enable parallel execution across multiple CIM tiles, memristor applies the *loop unrolling* transformation on the innermost loop of the `matmul` kernel. The partial results of individual tiles are accumulated using `cinm.mergePartial` as soon as they are ready. Finally, the memristor dialect maps all operations to the device function calls. All memristor operators have a one-to-one mapping with the device function calls exposed by the memristor devices’ API. All other operations are lowered to the host instructions.

UPMEM: The `upmem` dialect features UPMEM device-specific transformation and optimization passes. In the architecture, each DRAM bank has an integrated DPU, complemented by a (4 kB instructions memory (IRAM), a 64 kB WRAM (scratchpad) and a (64 MB main memory (MRAM). The DPUs communicate with other DPUs via host. An UPMEM DIMM module integrates M chips, each with N DPUs.

The `upmem` abstraction also enables configuring the number of tasklets per DPU and allocating buffers in both the private WRAM and the MRAM. For synchronization, `upmem` introduces operations that can be ultimately mapped to the UPMEM `barrier_wait` function calls for all threads.

Adding new devices Adding a new hardware target to

CINM requires defining a new dialect (capturing device intrinsics) and implementing the necessary conversions. If it supports operations that are not in the `cinm` registered operations, which is not very common in these kinds of architectures, the `cinm` dialect would need to be updated to achieve automation. However, in general, the abstractions in `cinm`, `cim` and `cnm` are reused as-is for other architectures.

Low-level dialects The optimized device-aware IRs are lowered to the low-level dialects common to various compilation paths. The `scf` dialect provides standard control flow primitives, i.e., `scf.for`, `scf.while` and `scf.if`. This is then lowered to the `llvm` dialect that closely mirrors the LLVM IR and can be translated to the machine code.

3.2.5 Tiling and partitioning passes. CINM implements a generic tiling transformation using an MLIR interface that can be triggered by the lower-level dialects. Operations in device-aware dialects select tile sizes based on architectural properties (i.e., crossbar size) and call this interface. CINM architectures perform tiling for either parallelism, improving the local memory locality or compulsory tiling to fit operands onto CIM devices. Although the transformation is the same, it has different impacts and produces different results. For instance, for the `matmul` operation with operands of sizes $A : m \times k$ and $B : k \times n$, tiling on different dimensions produces different results and offers different tradeoffs. For instance, the box and rectangular tilings in Figure 8 produce different partial results and have different localities. For CIM systems, the strategy for tiling and partitioning kernels must align with hardware constraints such as reliability, endurance, and other unique hardware-specific attributes. While these characteristics are inherently device-specific, they can be regarded as variables that dictate how to tile.

3.3 Device cost models

For the `cinm` dialect to make an optimal device mapping decision, it must compare the performance of different implementations on different architectures considering the device constraints. This requires a cost model which is based on metrics that are comparable across devices, which is an outstanding research question.

In our proposed flow, we designed a mechanism that can be used to leverage such models when available. The `cinm` dialect declares an interface [1], implementations of which the device dialects can register during their dialect load time. Considering the target hardware constraints, a `cinm` lowering conversion can be delegated to these interfaces to evaluate the cost model. When available, the appropriate selection algorithm, e.g., comparing the estimated ranges, will automate the mapping decision at the `cinm` level. In this scenario, the `cinm` dialect will provide the advantage that the cost model can work on the constrained subset of interface operations defined by `cinm` instead of arbitrary programs.

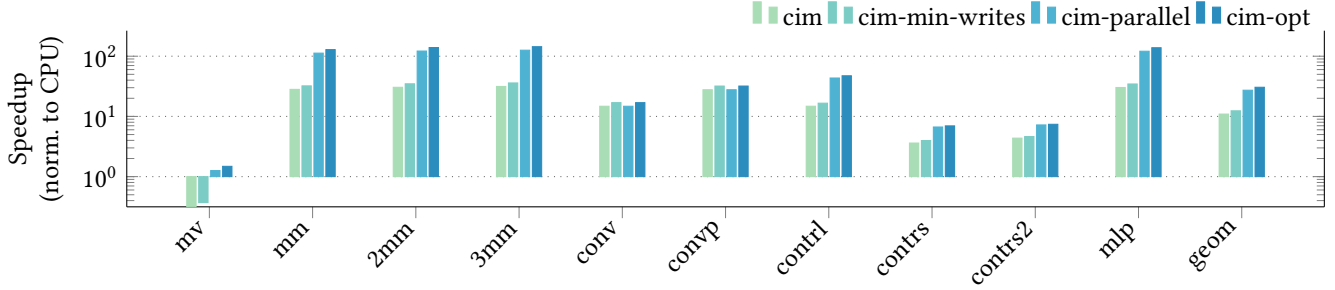


Figure 9. Performance comparison of different CIM configurations. All results are normalized to the ARM cpu.

4 Evaluation

This section presents our experimental setup, describes our evaluated benchmarks and gives a detailed evaluation and analysis of our generated codes and optimizations.

4.1 Experimental setup

All experiments are run on an Intel Xeon CPU E5-2630 v2 @ 2.60GHz CPU having a maximum clock frequency of 3.1 GHz, 2 CPU sockets, 6 cores/socket, private L1 and L2 data caches sizing 384 kB and 3 MB per core, respectively, and a shared L3 cache of 30 MB (2 instances). The machine has 128 GB of main memory (DRAM) with Linux Ubuntu (22.04).

For the UPMEM backend, we use an UPMEM machine with 16-DIMMs. Each UPMEM DDR4-2400 DIMM consists of 16 PIM-enabled chips, integrating 128 DPUs. Each DPU runs at 350 MHz, comprises a 64 MB of main RAM (MRAM) and a 64 kB of working RAM (WRAM). All data transfers to and between the DPUs are directed by and routed through the host. For CIM results, we use the same setup as in OCC [43]. The simulation environment is based on the full-system gem5 simulator [34] that supports memristors’ based CIM accelerators. For comparison, we use the same baseline as in OCC, i.e., an in-order ARMv8-A core with 32 kB and 64 kB instruction and data caches, respectively, and a unified 2 MB L2 cache (cf. [43] for details). All results reported in this paper are the geometric mean of ten execution runs.

4.1.1 Benchmarks. We evaluate CINM on two sets of benchmarks. We use the set of machine learning kernels from OCC [43] to evaluate the CIM system and used these along with PrIM benchmarks suit [13], the only publicly available benchmarks suit for CNM systems, to evaluate CINM on UPMEM. PrIM is a collection of memory-bound workloads from various application domains including linear algebra, database, data analytics, graph processing, bioinformatics and image processing. For the non-idiomatic PrIM benchmarks, no existing front-end supports translating them into an MLIR representation. Therefore, we resort to manual translation for handling them. To reduce our engineering efforts, we opt not to translate and evaluate all benchmarks. Instead, we’ve chosen one benchmark from each of the 7 out

of 9 categories to showcase the capabilities of our framework and the efficiency of our optimizations across a diverse range of domains. For the remaining two categories, they contain a single benchmark each in bioinformatics and sparse matrix multiplication. The translation effort for these was substantial, and we didn’t observe any notable distinctions in them compared to other workloads. For all non-PrIM benchmarks, we start from PyTorch and use its front-end (torch-mlir) to enter MLIR and subsequently CINM. All workloads in all configurations use INT32 data type.

mm, *2mm*, *3mm*: Generalized matrix-matrix multiplication *mm*, two consecutive matmuls *2mm*, and two matmuls and multiplication of their results *3mm*.

Convolution (conv) is a compute-bound kernel dominating the execution time of most of the ML models.

Contraction is a generalization of matmul to N-dimensional tensors and is used in different shapes in different application domains. We use the examples from OCC [43], which were given by the indices involved in equivalent Einstein summation notation. These are a larger contraction *contr1* $C_{abcd} = A_{aebf}B_{dfce}$, performing two reductions, and two small contractions, *contrs1* $C_{ab} = A_{acd}B_{dbc}$ and *contrs2* $C_{abc} = A_{acd}B_{db}$, performing one reduction each.

MLP is a fully connected feed-forward neural network with 3 layers each consisting of a matmul followed by addition.

In addition to these benchmarks, we use benchmarks from the PrIM benchmark suite [13]. These include vector addition (*va*), matrix-vector multiplication (*mv*), image histogram long (*hst-1*), breadth-first search (*bfs*), select kernel from databases (*sel*) and time series analysis (*ts*).

4.1.2 Evaluated configurations. For evaluation in this section, we compare the following configurations.

- *cpu-opt*: The host CPU with specification described in subsection 4.1. All benchmarks are compiled with the Intel oneAPI DPC++/C++ Compiler 2023.1.0 on a Ubuntu host with loop-unrolled, loop-tiling, vectorization, and parallelization enabled.
- *cim-nd*: Kernels executed in parallel on the UPMEM DPUs (having *n* DIMMs). Each DPU uses 16 tasklets

(threads). The code is generated with CINM flow that tiles compute kernels before offloading.

- *cinm-opt-nd*: Code generated by CINM where the kernels are tiled based on WRAM size assigned to the threads and the tiled loops are interchanged to improve the WRAM locality in the DPUs.
- *prim-nd*: DPU-code from the PrIM [13].
- *cim*: Code generated by the CINM flow for the memristive CIM target. The *cim* configuration applies the mandatory tiling transformation to fit compute kernels on the CIM crossbars. The *cim-min-writes* configuration interchanges the tiled loops to minimize the number of write operations on the CIM devices. *cim-parallel* unrolls the inner loop dimension to run multiple tiles in parallel while *cim-opt* simultaneously enables all optimizations.

For CIM results, we primarily target workloads that are similar or can be rewritten as *mm*. This is because CIM devices are particularly good for *mm*-like kernels (see Figure 9, cf. [40, 43]) as they can execute them in constant time.

4.2 CIM performance comparison

Being a generalization of OCC, CINM produces identical results after running the same kernels. As a result, the performance of the code generated by CINM matches the values initially presented in OCC. For completeness, we include these performance metrics obtained through the CINM workflow. On average (geomean), *cim* outperforms the arm CPU baseline by an order of magnitude (see Figure 9). Note that kernels that are not *mm* and can not be rewritten as *mm* are not shown in the figure. The *cim-min-writes* configuration reduces the number of writes by 7 \times , leading to an average performance improvement of 12.4 \times . The *cim-opt* delivers the best performance, i.e., 30 \times performance gain, by combining the loop interchange and loop unrolling transformations.

In terms of energy consumption, the *cim-opt* reduces the energy consumption by 5 \times (geomean), compared to the host cpu. However, for some benchmarks such as *mv*, *conv*, the slower operands movement and little reuse on the CIM array increases the energy consumption by 30% and 40%, respectively compared to the baseline cpu.

4.2.1 CINM evaluation on UPMEM. UPMEM systems have consistently outperformed other platforms such as CPUs, GPUs, and FPGAs, as demonstrated in numerous research studies [2]. In this section, we extend our comparison to include a state-of-the-art CPU with all optimizations enabled. However, our primary focus here is twofold: (1) to showcase the impact of our optimizations implemented in CINM, and (2) to conduct a performance evaluation of CINM-generated code in comparison to the best-available hand-optimized codes (PrIM suite) on a state-of-the-art UPMEM machine (detailed specifications in subsection 4.1). Given

that UPMEM is a general-purpose system capable of accelerating both ML workloads and PrIM workloads, we utilize both sets of benchmarks for our UPMEM evaluation. We employ ML workloads to showcase the effectiveness of our optimizations and the PrIM suite for comparative analysis.

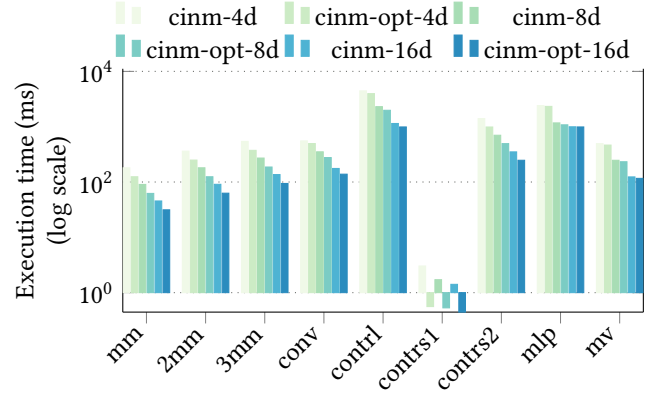


Figure 10. Impact of CINM optimizations on performance.

4.2.2 Effectiveness of our device-aware optimizations.

Figure 10 shows the execution time (in ms) of the CINM generated code for the *cinm* and *cinm-opt* configurations (see subsection 4.1.2). In all benchmarks, the device-aware CINM optimizations show considerable performance gains. On average (geometric mean) across all benchmarks, the *cinm-opt-4d*, *cinm-opt-8d* and *cinm-opt-16d* configurations are 47%, 42% and 40% faster than their respective baseline *cinm-nd* configurations. The speedup for *3mm* benchmark compared to *2mm* is relatively small due to the data dependencies of the third GEMM operation on the first two GEMM operations in *3mm*. The host puts the synchronization barrier after the first two multiplications in order to get both operands for the third multiplication before offloading it to the DPUs.

4.3 CINM comparison to PrIM

The PrIM paper [13] extensively compares CPU and DPU systems using microbenchmarks from various domains, assessing metrics such as WRAM and MRAM bandwidth, along with DPUs’ arithmetic throughput on various operations. In this section, we evaluate our generated code against their hand-optimized versions.

In comparison to the baseline optimized CPU configuration, both *cinm-nd* and *prim-nd* demonstrate significant performance improvements, as illustrated in Figure 11. On average, the DPU configurations *prime-4d*, *prime-8d*, and *prime-16d* take 1.9 \times , 3.1 \times , and 5.1 \times less execution time compared to the *cpu-opt* configuration respectively. This is primarily due to the higher number of compute units within the UPMEM systems compared to the CPU.

Comparing the prime-nd configuration to the CINM’s generated code (cinm-nd), the latter consistently outperforms the former except in the mv kernel where the performances are comparable and the ts kernel where prime exhibits a marginal advantage. On average, cinm-4d, cinm-8d, and cinm-16d configurations take 1.6 \times , 1.9 \times , and 2 \times , less execution time compared to the prime-4d, prime-8d, prime-16d configurations respectively.

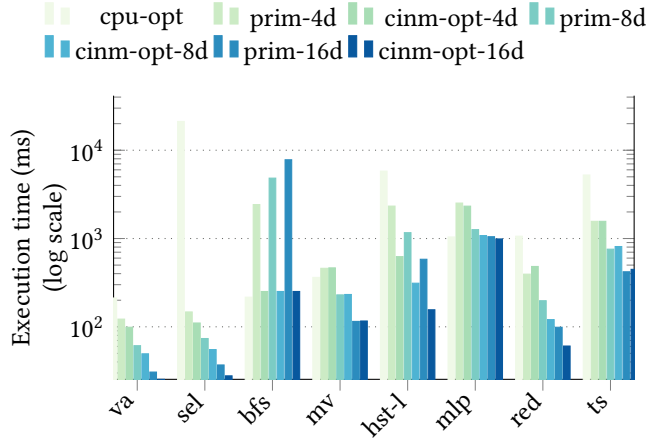


Figure 11. Performance comparison CPU vs cinm-opt-nd and prime-nd.

In most cases, the performance gains of cinm-nd over prime-nd are significant but not overwhelming. For instance, in the va kernel which has no data dependencies, the prime configuration takes 122.214 ms, 61.107 ms and 30.7 ms (absolute), respectively to compute the kernel, resulting in a speedup of up to $> 7\times$ (16d) compared to the cpu-opt configuration. The cinm-nd configurations is on average 1.23 \times better compared to the prime-nd configuration.

However, in workloads such as hst-l, the CINM generated codes demonstrate significantly reduced execution times compared to the prime configuration. cinm-nd takes 0.623 s, 0.311 s and 0.155 s for 4d, 8d and 16d configuration which are on average 3.7 \times less compared to their respective prime-nd configurations. The substantial gain in such benchmarks come from the better exploitation of WRAM by CINM. Overall, our analysis of the generated code and its comparison to the PRIM implementations suggests that CINM’s improvements are derived from its efficient management of partial results (also dependent on the tiling size and shape, see subsection 3.2.5) and their accumulation.

Table 4 compares the applications’ representation in terms of lines of code (LoC). Although comparing LoCs across different programming models may be misleading, it highlights the programmability and productivity aspects of CINM. On average, idiomatic CINM is 15 \times more concise compared to the low-level device codes.

Application	CINM	UPMEM(C/C++)	Reduction (times)
2mm	19	184	9.6
3mm	27	218	8.07
bfs	29	315	10.86
c-type2	14	200	14.28
c-type3	14	197	14.07
c-type4	16	197	14.07
conv	5	203	40.6
hst-l	6	134	22.33
mlp	58	109	3.91
mm	7	180	25.57
mv	7	179	25.57
red	13	119	9.15
sel	12	145	12.08
ts	25	172	6.88
va	7	101	14.42

Table 4. Comparing lines of code in CINM vs baseline.

5 Conclusions

We presented CINM, a general end-to-end compilation infrastructure for heterogeneous compute-in-memory and compute-near-memory devices. CINM uses MLIR rewriting and introduces reusable abstractions and components that can be leveraged to generalize it to other hardware targets. We investigated the landscape of CIM and CNM systems and presented a partial taxonomy of architectures along with their supported operators. We introduced the cinm abstraction that generalizes over all CIM and CNM devices and provides mechanisms to select a hardware target for the input kernel. The cnm and cim dialects implement custom functions and types that are common to their respective CNM and CIM devices. As concrete use cases, we presented optimizations and code generation for memristor-based accelerators (CIM) and the UPMEM system (CNM). We demonstrated that by using existing and our novel reusable abstractions, CINM generates code that is faster than the best-available open-source hand-optimized implementation.

Given the emergence of CIM and CNM systems, we see CINM as a timely framework that empowers users to fully leverage these systems. It represents a significant stride towards fully automated end-to-end compilation flow that can generate highly optimized code for heterogeneous systems integrating emerging and conventional technologies. Importantly, it is already used by our collaborators.

References

- [1] 2023. MLIR interface. <https://mlir.llvm.org/docs/Interfaces/>. Accessed: 2023-08-25.
- [2] 2023. UPMEM use cases. <https://www.upmem.com/ressources/>. Accessed: 2023-09-01.
- [3] A. Agrawal et al. 2018. X-SRAM: Enabling in-memory Boolean computations in CMOS static random access memories. *IEEE Transactions on Circuits and Systems I: Regular Papers* 65, 12 (2018), 4219–4232.
- [4] Kerem Akarvardar and H-S Philip Wong. 2023. Technology Prospects for Data-Intensive Computing. *Proc. IEEE* 111, 1 (2023), 92–112.
- [5] Michael Anderson, Benny Chen, Stephen Chen, Summer Deng, Jordan Fix, Michael Gschwind, Aravind Kalaiah, Changkyu Kim, Jaewon

- Lee, Jason Liang, et al. 2021. First-generation inference accelerator deployment at facebook. *arXiv preprint arXiv:2107.04140* (2021).
- [6] Robin Blasing, Asif Ali Khan, Panagiotis Ch Filippou, Chirag Garg, Fazal Hameed, Jeronimo Castrillon, and Stuart SP Parkin. 2020. Magnetic racetrack memory: From physics to the cusp of applications within a decade. *Proc. IEEE* 108, 8 (2020), 1303–1321.
 - [7] Amiral Boroumand, Saugata Ghose, Youngsok Kim, Rachata Ausavarungnirun, Eric Shiu, Rahul Thakur, Daehyun Kim, Aki Kusela, Allan Knies, Parthasarathy Ranganathan, and Onur Mutlu. 2018. Google Workloads for Consumer Devices: Mitigating Data Movement Bottlenecks. In *Proceedings of the Twenty-Third International Conference on Architectural Support for Programming Languages and Operating Systems* (Williamsburg, VA, USA) (ASPLOS '18). Association for Computing Machinery, New York, NY, USA, 316–331. <https://doi.org/10.1145/3173162.3173177>
 - [8] Lorenzo Chelini, Andi Drebes, Oleksandr Zinenko, Albert Cohen, Nicolas Vasilache, Tobias Grosser, and Henk Corporaal. 2021. Progressive Raising in Multi-level IR. In *2021 IEEE/ACM International Symposium on Code Generation and Optimization (CGO)*. 15–26.
 - [9] Yen-Cheng Chiu, Chia-Sheng Yang, Shih-Hsin Teng, Hsiao-Yu Huang, Fu-Chun Chang, Yuan Wu, Yu-An Chien, Fang-Ling Hsieh, Chung-Yuan Li, Guan-Yi Lin, et al. 2022. A 22nm 4Mb STT-MRAM Data-Encrypted Near-Memory Computation Macro with a 192GB/s Read-and-Decryption Bandwidth and 25.1-55.1 TOPS/W 8b MAC for AI Operations. In *2022 IEEE International Solid-State Circuits Conference (ISSCC)*, Vol. 65. IEEE, 178–180.
 - [10] L. Chua. 1971. Memristor-The missing circuit element. *IEEE Transactions on Circuit Theory* 18, 5 (1971), 507–519.
 - [11] Sourav De, Franz Mueller, Nellie Laleni, Maximilian Lederer, Yannick Raffel, Shaown Mojmudar, Alptekin Vardar, Sukhrob Abdulazhanov, Tarek Ali, Stefan Dünkel, et al. 2022. Demonstration of multiply-accumulate operation with 28 nm fefet crossbar array. *IEEE Electron Device Letters* 43, 12 (2022), 2081–2084.
 - [12] Jeremy Fowers, Kalin Ovtcharov, Michael Papamichael, Todd Massengill, Ming Liu, Daniel Lo, Shlomi Alkalay, Michael Haselman, Logan Adams, Mahdi Ghandi, et al. 2018. A configurable cloud-scale DNN processor for real-time AI. In *2018 ACM/IEEE 45th Annual International Symposium on Computer Architecture (ISCA)*. IEEE, 1–14.
 - [13] Juan Gómez-Luna, Izzat El Hajj, Ivan Fernandez, Christina Gianoula, Geraldo F. Oliveira, and Onur Mutlu. 2022. Benchmarking a New Paradigm: Experimental Analysis and Characterization of a Real Processing-in-Memory System. *IEEE Access* 10 (2022), 52565–52608. <https://doi.org/10.1109/ACCESS.2022.3174101>
 - [14] Kevin Hsieh, Eiman Ebrahimi, Gwangsun Kim, Niladrish Chatterjee, Mike O'Connor, Nandita Vijaykumar, Onur Mutlu, and Stephen W Keckler. 2016. Transparent offloading and mapping (TOM) enabling programmer-transparent near-data processing in GPU systems. *ACM SIGARCH Computer Architecture News* 44, 3 (2016), 204–216.
 - [15] Daniele Ielmini and H-S Philip Wong. 2018. In-memory computing with resistive switching devices. *Nature electronics* 1, 6 (2018), 333–343.
 - [16] Shubham Jain, Ashish Ranjan, Kaushik Roy, and Anand Raghunathan. 2017. Computing in memory with spin-transfer torque magnetic RAM. *IEEE Transactions on Very Large Scale Integration (VLSI) Systems* 26, 3 (2017), 470–483.
 - [17] V. Joshi et al. 2020. Accurate deep neural network inference using computational phase-change memory. *Nature communications* 11, 1 (2020), 1–13.
 - [18] Seungchul Jung, Hyungwoo Lee, Sungmeen Myung, Hyunsoo Kim, Seung Keun Yoon, Soon-Wan Kwon, Yongmin Ju, Minje Kim, Wooseok Yi, Shinhee Han, et al. 2022. A crossbar array of magnetoresistive memory devices for in-memory computing. *Nature* 601, 7892 (2022), 211–216.
 - [19] Mahmut Taylan Kandemir, Jihyun Ryoo, Xulong Tang, and Mustafa Karakoy. 2021. Compiler support for near data computing. In *Proc. of the 26th ACM SIGPLAN Symposium on Principles and Practice of Parallel Programming*. 90–104.
 - [20] Navdeep Katel, Vivek Khandelwal, and Uday Bondhugula. 2021. High Performance GPU Code Generation for Matrix-Matrix Multiplication using MLIR: Some Early Results. <https://doi.org/10.48550/ARXIV.2108.13191>
 - [21] Riduan Khaddam-Aljameh, Milos Stanisavljevic, Jordi Fornet Mas, Geethan Karunaratne, Matthias Brändli, Feng Liu, Abhairaj Singh, Silvia M Müller, Urs Egger, Anastasios Petropoulos, et al. 2022. HERMES-core—a 1.59-TOPS/mm² PCM on 14-nm CMOS in-memory compute core using 300-ps/LSB linearized CCO-based ADCs. *IEEE Journal of Solid-State Circuits* 57, 4 (2022), 1027–1038.
 - [22] Asif Ali Khan, Sébastien Ollivier, Stephen Longofono, Gerald Hempel, Jeronimo Castrillon, and Alex K Jones. 2022. Brain-inspired Cognition in Next Generation Racetrack Memories. *ACM Transactions on Embedded Computing Systems (TECS)* (2022).
 - [23] Win-San Khwa, Yen-Cheng Chiu, Chuan-Jia Jhang, Sheng-Po Huang, Chun-Ying Lee, Tai-Hao Wen, Fu-Chun Chang, Shao-Ming Yu, Tung-Yin Lee, and Meng-Fan Chang. 2022. A 40-nm, 2M-Cell, 8b-Precision, Hybrid SLC-MLC PCM Computing-in-Memory Macro with 20.5-65.0 TOPS/W for Tiny-AI Edge Devices. In *2022 IEEE International Solid-State Circuits Conference (ISSCC)*, Vol. 65. IEEE, 1–3.
 - [24] D. Kim, J. Kung, S. Chai, S. Yalamanchili, and S. Mukhopadhyay. 2016. Neurocube: A programmable digital neuromorphic architecture with high-density 3D memory. *ACM SIGARCH Computer Architecture News* 44, 3 (2016), 380–392.
 - [25] Jung-Sik Kim, Chi Sung Oh, Hocheol Lee, Donghyuk Lee, Hyong Ryol Hwang, Sooman Hwang, Byongwook Na, Joungwook Moon, Jin-Guk Kim, Hanna Park, et al. 2011. A 1.2V 12.8GB/s 2Gb mobile wide-I/O DRAM with 4×128 I/Os using TSV based stacking. *IEEE Journal of Solid-State Circuits* 47, 1 (2011), 107–116.
 - [26] Peter M Kogge. 1994. EXECUBE—a new architecture for scaleable MPPs. In *1994 International Conference on Parallel Processing*, Vol. 1. IEEE, 77–84.
 - [27] S. Kvatinisky et al. 2013. Memristor-based material implication (IMPLY) logic: Design principles and methodologies. *IEEE Transactions on Very Large Scale Integration (VLSI) Systems* 22, 10 (2013), 2054–2066.
 - [28] Young-Cheon Kwon, Suk Han Lee, Jaehoon Lee, Sang-Hyuk Kwon, Je Min Ryu, Jong-Pil Son, O Seongil, Hak-Soo Yu, Haesuk Lee, Soo Young Kim, et al. 2021. 25.4 A 20nm 6GB Function-In-Memory DRAM, Based on HBM2 with a 1.2TFLOPS Programmable Computing Unit Using Bank-Level Parallelism, for Machine Learning Applications. In *2021 IEEE International Solid-State Circuits Conference (ISSCC)*, Vol. 64. 350–352. <https://doi.org/10.1109/ISSCC42613.2021.9365862>
 - [29] Chris Lattner, Mehdi Amini, Uday Bondhugula, Albert Cohen, Andy Davis, Jacques Pienaar, River Riddle, Tatiana Shpeisman, Nicolas Vasilache, and Oleksandr Zinenko. 2021. MLIR: Scaling Compiler Infrastructure for Domain Specific Computation. In *2021 IEEE/ACM International Symposium on Code Generation and Optimization (CGO)*. 2–14.
 - [30] Manuel Le Gallo, Riduan Khaddam-Aljameh, Milos Stanisavljevic, Athanasios Vasilopoulos, Benedikt Kersting, Martino Dazzi, Geethan Karunaratne, Matthias Brändli, Abhairaj Singh, Silvia M Mueller, et al. 2023. A 64-core mixed-signal in-memory compute chip based on phase-change memory for deep neural network inference. *Nature Electronics* (2023), 1–14.
 - [31] Dong Uk Lee, Kyung Whan Kim, Kwan Weon Kim, Hongjung Kim, Ju Young Kim, Young Jun Park, Jae Hwan Kim, Dae Suk Kim, Heat Bit Park, Jin Wook Shin, et al. 2014. 25.2 A 1.2 V 8Gb 8-channel 128GB/s high-bandwidth memory (HBM) stacked DRAM with effective microbump I/O test methods using 29nm process and TSV. In *2014 IEEE International Solid-State Circuits Conference Digest of Technical Papers*

- (ISSCC). IEEE, 432–433.
- [32] Sukhan Lee, Shin-haeng Kang, Jaehoon Lee, Hyeonsu Kim, Eojin Lee, Seungwoo Seo, Hosang Yoon, Seungwon Lee, Kyoungwan Lim, Hyunsung Shin, Jinhyun Kim, O Seongil, Anand Iyer, David Wang, Kyomin Sohn, and Nam Sung Kim. 2021. Hardware Architecture and Software Stack for PIM Based on Commercial DRAM Technology : Industrial Product. In *2021 ACM/IEEE 48th Annual International Symposium on Computer Architecture (ISCA)*. 43–56. <https://doi.org/10.1109/ISCA52012.2021.00013>
- [33] Seongju Lee, Kyuyoung Kim, Sanghoon Oh, Joonhong Park, Gimoon Hong, Dongyoon Ka, Kyudong Hwang, Jeongje Park, Kyeongpil Kang, Jungyeon Kim, Junyeol Jeon, Nahsung Kim, Yongkee Kwon, Kornijuk Vladimir, Woojae Shin, Jongsoo Won, Minkyu Lee, Hyunha Joo, Haerang Choi, Jaewook Lee, Donguc Ko, Younggun Jun, Keewon Cho, Ilwoong Kim, Choungki Song, Chunseok Jeong, Daehan Kwon, Jieun Jang, Il Park, Junhyun Chun, and Joohwan Cho. 2022. A 1ynm 1.25V 8Gb, 16Gb/s/pin GDDR6-based Accelerator-in-Memory supporting 1TFLOPS MAC Operation and Various Activation Functions for Deep-Learning Applications. In *2022 IEEE International Solid-State Circuits Conference (ISSCC)*, Vol. 65. 1–3. <https://doi.org/10.1109/ISSCC42614.2022.9731711>
- [34] Jason Lowe-Power, Abdul Mutaal Ahmad, Ayaz Akram, Mohammad Alian, Rico Amslinger, Matteo Andreozzi, Adrià Arnejach, Nils Asmussen, Brad Beckmann, Srikant Bharadwaj, et al. 2020. The gem5 simulator: Version 20.0+. *arXiv preprint arXiv:2007.03152* (2020).
- [35] A. Mehonic et al. 2020. Memristors—from In-memory computing, Deep Learning Acceleration, Spiking Neural Networks, to the Future of Neuromorphic and Bio-inspired Computing. *arXiv preprint arXiv:2004.14942* (2020).
- [36] Sebastien Ollivier, Stephen Longofono, Prayash Dutta, Jingtong Hu, Sanjukta Bhanja, and Alex K Jones. 2021. Pirm: Processing in racetrack memories. *arXiv preprint arXiv:2108.01202* (2021).
- [37] David Patterson, Thomas Anderson, Neal Cardwell, Richard Fromm, Kimberley Keeton, Christoforos Kozyrakis, Randi Thomas, and Katherine Yelick. 1997. Intelligent RAM (IRAM): Chips that remember and compute. In *IEEE Int. Solids-State Circuits Conference. Digest of Technical Papers*. IEEE, 224–225.
- [38] J Thomas Pawlowski. 2011. Hybrid memory cube (HMC). In *2011 IEEE Hot chips 23 symposium (HCS)*. IEEE, 1–24.
- [39] Albert Reuther, Peter Michaleas, Michael Jones, Vijay Gadepally, Siddharth Samsi, and Jeremy Kepner. 2019. Survey and benchmarking of machine learning accelerators. In *2019 IEEE high performance extreme computing conference (HPEC)*. IEEE, 1–9.
- [40] Abu Sebastian, Manuel Le Gallo, Riduan Khaddam-Aljameh, and Evangelos Eleftheriou. 2020. Memory devices and applications for in-memory computing. *Nature nanotechnology* 15, 7 (2020), 529–544.
- [41] V. Seshadri et al. 2017. Ambit: In-Memory Accelerator for Bulk Bit-wise Operations Using Commodity DRAM Technology. In *Proc. of the IEEE/ACM International Symposium on Microarchitecture*. 273–287.
- [42] Ali Shafiee, Anirban Nag, Naveen Muralimanohar, Rajeev Balasubramanian, John Paul Strachan, Miao Hu, R Stanley Williams, and Vivek Srikumar. 2016. ISAAC: A convolutional neural network accelerator with in-situ analog arithmetic in crossbars. *ACM SIGARCH Computer Architecture News* 44, 3 (2016), 14–26.
- [43] Adam Siemieniuk, Lorenzo Chelini, Asif Ali Khan, Jeronimo Castrillon, Andi Drebes, Henk Corporaal, Tobias Grosser, and Martin Kong. 2021. OCC: An Automated End-to-End Machine Learning Optimizing Compiler for Computing-In-Memory. *IEEE Transactions on Computer-Aided Design of Integrated Circuits and Systems* (2021).
- [44] Gagandeep Singh, Lorenzo Chelini, Stefano Corda, Ahsan Javed Awan, Sander Stuijk, Roel Jordans, Henk Corporaal, and Albert-Jan Boonstra. 2018. A review of near-memory computing architectures: Opportunities and challenges. In *2018 21st Euromicro Conference on Digital System Design (DSD)*. IEEE, 608–617.
- [45] Upmem. 2022. UPMEM Processing In-Memory (PIM): Ultra-efficient acceleration for data-intensive applications. In *2022 UPMEM PIM Tech paper v2.7*. 1–22.
- [46] Hechen Wang, Renzhi Liu, Richard Dorrance, Deepak Dasalukunte, Dan Lake, and Brent Carlton. 2023. A Charge Domain SRAM Compute-in-Memory Macro With C-2C Ladder-Based 8-Bit MAC Unit in 22-nm FinFET Process for Edge Inference. *IEEE Journal of Solid-State Circuits* 58, 4 (2023), 1037–1050.
- [47] Y. Wang et al. 2013. An ultralow-power memory-based big-data computing platform by nonvolatile domain-wall nanowire devices. In *Int. Symp. on Low Power Electronics and Design (ISLPED)*. 329–334.

Received July 2023; revised XX July 2023; accepted XX December 2023