

S_8 Tension in the Context of Dark Matter-Baryon Scattering

ADAM HE,¹ MIKHAIL M. IVANOV,^{2,3,4} RUI AN,¹ AND VERA GLUSCEVIC¹

¹*Department of Physics and Astronomy, University of Southern California, Los Angeles, CA 90089, USA*

²*School of Natural Sciences, Institute for Advanced Study, 1 Einstein Drive, Princeton, NJ 08540, USA*

³*NASA Hubble Fellowship Program Einstein Postdoctoral Fellow*

⁴*Center for Theoretical Physics, Massachusetts Institute of Technology, Cambridge, MA 02139, USA*

ABSTRACT

We explore an interacting dark matter (IDM) model that allows for a fraction of dark matter (DM) to undergo velocity-independent scattering with baryons. In this scenario, structure on small scales is suppressed relative to the cold DM scenario. Using the effective field theory of large-scale structure, we perform the first systematic analysis of BOSS full-shape galaxy clustering data for the IDM scenario, and we find that this model ameliorates the S_8 tension between large-scale structure and *Planck* data. Adding the S_8 prior from DES to our analysis further leads to a mild $\sim 3\sigma$ preference for a non-vanishing DM-baryon scattering cross-section, assuming $\sim 10\%$ of DM is interacting and has a particle mass of 1 MeV. This result produces a modest $\sim 20\%$ suppression of the linear power at $k \lesssim 1 h/\text{Mpc}$, consistent with other small-scale structure observations. Similar scale-dependent power suppression was previously shown to have the potential to resolve S_8 tension between cosmological data sets. The validity of the specific IDM model explored here will be critically tested with upcoming galaxy surveys at the interaction level needed to alleviate the S_8 tension.

1. INTRODUCTION

An abundance of cosmological and astrophysical observations suggest that the majority of matter in the universe is non-baryonic dark matter (DM) (Bertone et al. (2005)). The current leading Λ CDM cosmological model posits that DM is cold and collisionless, and has held up well in light of cosmological data. However, there are tensions between cosmological parameters inferred from the early and the late universe probes under the Λ CDM model (Abdalla et al. (2022)), which could be a consequence of unknown systematic errors (Bernal et al. (2016); Valentino et al. (2021a)) or an indication of new physics beyond Λ CDM (Valentino et al. (2021b); Abdalla et al. (2022)).

In particular, the S_8 tension at the 2.5σ -level is now established between large-scale structure (LSS) data and the cosmic microwave background (CMB) anisotropy measurements from *Planck*, and recent studies have shown that scale-dependent suppression of the linear matter power spectrum might be able to resolve the S_8 tension. Such suppression can occur as a result of baryonic physics (Amon & Efstathiou (2022)), or it may arise from new physics associated with dark energy and DM (Poulin et al. (2022)). In this study, we consider a scenario where scale-dependent suppression of matter clustering occurs as a result of elastic collisions between a fraction of DM and baryons (Boddy et al. (2018)). Such a scenario arises in compelling DM models, including the weakly interacting massive particles (WIMPs) and a whole landscape of new interacting DM (IDM)

scenarios, and has been extensively studied and constrained with direct detection and cosmological probes (Cushman et al. (2013); Battaglieri et al. (2017); Akribi et al. (2022); Sigurdson et al. (2004); Dvorkin et al. (2014); Gluscevic & Boddy (2018); Boddy & Gluscevic (2018); Boddy et al. (2018); Boehm & Schaeffer (2005); Xu & Farrar (2021); Nguyen et al. (2021); Maamari et al. (2021); Rogers et al. (2022); Becker et al. (2021); Nadler et al. (2019, 2021); Li et al. (2022); Gluscevic et al. (2019); Slatyer & Wu (2018); Buen-Abad et al. (2022); Hooper et al. (2022)).

In IDM cosmology, DM exchanges heat and momentum with baryons, and matter perturbations experience collisional damping, leading to a scale-dependent suppression of structure (Boehm et al. (2001); Boehm & Schaeffer (2005)) illustrated in Figure 1. Galaxy clustering and lensing have not previously been used for parameter inference in IDM cosmology. At the same time, the best-fit value of S_8 shifts in the presence of IDM (Gluscevic & Boddy (2018)), even when the linear cosmology is considered, including the CMB measurements from *Planck* (Boddy et al. (2018); Nguyen et al. (2021)) and the Lyman- α forest data (Becker et al. (2021); Hooper et al. (2022); Rogers et al. (2022)). In this study, we derive the first bounds on the DM-baryon elastic scattering cross-section from galaxy clustering measured in the Baryon Oscillation Spectroscopic Survey (BOSS) (Alam et al. (2017)), with and without the S_8 prior derived from the Dark Energy Survey data (Abbott et al. (2022)). In particular, we consider elastic scattering be-

tween DM and protons¹, and its effect on the S_8 tension between the early and late universe measurements of structure.

In addition to linear cosmology, the population statistic of the satellite galaxies in the Milky Way place stringent observational bounds on IDM (Nadler et al. (2021)). Taking both Lyman- α forest measurements and Milky Way satellite measurements into account, the suppression of power in the range of scales corresponding to wavenumbers $0.2 \lesssim k \lesssim 2 \ h/\text{Mpc}$ is only allowed up to 25% (Chabanier et al. (2019); Nadler et al. (2021)). Interestingly, beyond- Λ CDM models that alleviate S_8 tension tend to feature a specific form of the scale-dependent suppression in the linear transfer function. In particular, results in Amon & Efstathiou (2022); Preston et al. (2023) show a preference for a power-suppression plateau at small scales, inferred from a joint analysis of the weak lensing survey data and the CMB anisotropy. In the context of IDM, $\sim 10\%$ fractional cases also produce suppression of this form, while larger fractions gradually depart from the plateau feature (Figure 2). For this reason, we focus on scenarios where 5 – 15% of DM interacts with baryons, and undergoes collisional damping, while the rest of DM is collisionless. These cases are consistent with the bounds from the Milky Way satellite abundance and the Lyman- α forest data. The linear matter power spectrum $P(k)$ and its non-linear corrections are illustrated in Figure 1.

In addition, direct detection constraints severely limit interactions for heavy DM particles, so we focus on sub-GeV DM candidates only (Kim et al. (2017); Akerib et al. (2017); Agnese et al. (2018); Angle et al. (2008); Aalseth et al. (2013a); Amole et al. (2017); Angloher et al. (2016, 2017); Aprile et al. (2018); Amole et al. (2019); Aalseth et al. (2013b); Agnese et al. (2016); Aguilar-Arevalo et al. (2019); Agnes et al. (2018)). Our analysis considers the simplest scenario where velocity-independent and spin-independent scattering occurs between DM and protons; we leave a complete consideration of velocity-dependent scattering for future work.

We find that the velocity-independent DM-baryon scattering with 10% of DM allowed to scatter with baryons is consistent with both BOSS and *Planck* data, and ameliorates the S_8 tension between LSS and CMB data. After combining BOSS and *Planck* with weak lensing measurements from the Dark Energy Survey, there is a $\sim 3\sigma$ preference for a non-zero interaction

cross-section, at multiple DM particle masses. While the preference is mild, it is also consistent with all known observational bounds on DM interaction physics, and warrants further consideration. In particular, the preferred range of non-zero scattering cross-sections can be critically tested in the coming decade with a wide variety of small-scale structure probes, including the Lyman- α measurements from the Dark Energy Spectroscopic Instrument (DESI) (Aghamousa et al. (2016)) and the census of dwarf galaxies from the Vera C. Rubin Observatory (Ivezić et al. (2019)). More generally, our results are indicative of the preference towards the scale-dependent power suppression that helps to reconcile cosmological data sets; this suppression of power is of similar nature to that seen in other proposed solutions to S_8 tension in the literature (Amon & Efstathiou (2022); Ye et al. (2021); Poulin et al. (2022)).

This paper is organized as follows. In Section 2, we briefly describe the cosmology of IDM, and in Section 3, we outline our methods. Section 4 presents the key results of our data analysis. We discuss and conclude in Section 5.

2. MATTER PERTURBATIONS IN IDM

Within an IDM cosmology that features elastic scattering between DM and baryons, the linear Boltzmann equations contain interaction terms that capture momentum transfer between the two cosmological fluids (Gluscevic & Boddy (2018); Boddy et al. (2018)),

$$\begin{aligned}\dot{\delta}_\chi &= -\theta_\chi - \frac{\dot{h}}{2}, & \dot{\delta}_b &= -\theta_b - \frac{\dot{h}}{2}, \\ \dot{\theta}_\chi &= -\frac{\dot{a}}{a}\theta_\chi + c_\chi^2 k^2 \delta_\chi + R_\chi (\theta_b - \theta_\chi), \\ \dot{\theta}_b &= -\frac{\dot{a}}{a}\theta_b + c_b^2 k^2 \delta_b + \frac{\rho_\chi}{\rho_b} R_\chi (\theta_\chi - \theta_b) \\ &\quad + R_\gamma (\theta_\gamma - \theta_b),\end{aligned}\tag{1}$$

where subscripts χ and b denote DM and baryons, respectively; δ denotes density perturbations, θ represents velocity divergence; h is the trace of the scalar metric perturbation; c represents the sound speeds in respective fluids; R_γ is the momentum transfer rate between baryons and photons from Compton scattering; and R_χ is the momentum transfer rate between DM and baryons from their non-gravitational interaction,

$$R_\chi = \frac{1}{3} \sqrt{\frac{27}{\pi}} \frac{a \rho_b \sigma_0}{m_\chi + m_b} \left(\frac{T_\chi}{m_\chi} + \frac{T_b}{m_b} + \frac{V_{\text{RMS}}^2}{3} \right)^{-\frac{1}{2}},\tag{2}$$

where m_χ is the DM particle mass, m_b is the mean baryon mass, and T denotes fluid temperatures. The root-mean-square bulk relative velocity between DM

¹ The correction arising from the presence of helium and other light elements is negligible, as shown in previous studies (Boddy et al. (2018)). We therefore use “protons” and “baryons” interchangeably here.

and baryons is defined as (Dvorkin et al. (2014)),

$$V_{\text{RMS}}^2 = \langle \vec{V}_\chi^2 \rangle_\xi = \int \frac{dk}{k} \Delta_\xi \left(\frac{\theta_b - \theta_\chi}{k^2} \right)^2, \quad (3)$$

where Δ_ξ is the primordial curvature variance per log wavenumber k . An integral over k appearing in the Boltzmann equations introduces mode mixing; however, an analytic approximation for the bulk relative velocity that remains constant for $z > 10^3$ and scales linearly with z for $z \lesssim 10^3$ is used to reproduce the effect of V_{RMS}^2 on R_χ with a precision adequate for cosmological analyses (Tselikhovich & Hirata (2010); Dvorkin et al. (2014); Gluscevic & Boddy (2018); Boddy et al. (2018)).² To solve the Boltzmann equations in the presence of IDM, we use a modified version of the Boltzmann solver CLASS, which allows for DM-baryon scattering parameterized by a momentum transfer cross-section σ_0 (Gluscevic & Boddy (2018); Boddy et al. (2018)).³

In order to make a prediction for late-time evolution of the matter power spectrum on scales corresponding to galaxy clustering, weak lensing, and related LSS observables, we merge the modified IDM CLASS code with a CLASS-PT module, previously developed as a tool for the computation of LSS power spectra in the mildly non-linear regime (Baumann et al. (2012); Carrasco et al. (2012); Cabass et al. (2022); Ivanov (2022)).⁴ CLASS-PT is a non-linear perturbation theory extension of CLASS that calculates non-linear 1-loop corrections to the linear matter power spectrum, and outputs the redshift-space galaxy power spectrum (Chudaykin et al. (2020)).

The formalism implemented in CLASS-PT rests on the effective theory of LSS, which should, in principle, be modified in the presence of non-gravitational interactions between baryons and DM. However, in the case of velocity-independent interaction, DM-baryon scattering only affects the evolution of matter perturbations at very high redshifts, where non-linear effects are entirely negligible. At all redshifts relevant to galaxy surveys, the DM-baryon interactions are effectively frozen, and the evolution of structure proceeds as in Λ CDM, with a suppressed initial power spectrum, shown in Figure 1.⁵

² This model of relative bulk velocity is an approximation, and we make this choice for concreteness only; the value of relative bulk velocity does not have an observable effect in the context of velocity-independent DM scattering.

³ We note that this model corresponds to the power-law parametrization of the momentum transfer cross section, $\sigma_{\text{MT}} = \sigma_0 v^n$, for $n = 0$, previously used in the literature (Gluscevic & Boddy (2018); Boddy et al. (2018); Dvorkin et al. (2014)).

⁴ <https://github.com/Michalychforever/CLASS-PT>

⁵ We show that DM-baryon interactions only impact the evolution of matter perturbations at redshifts before recombination in Appendix A.

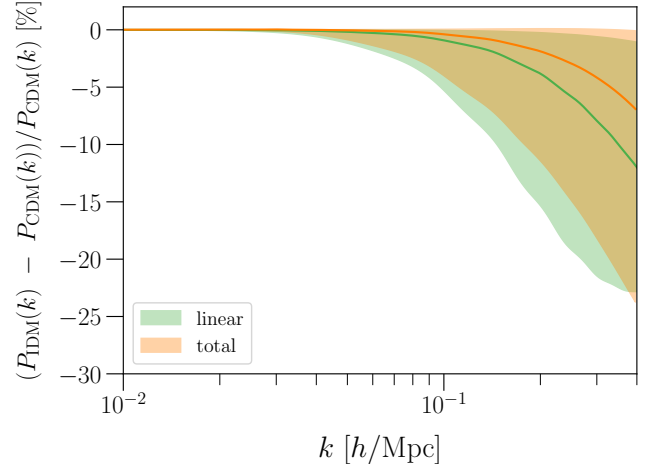


Figure 1. Percent difference between the matter power spectrum for an IDM cosmology with DM-baryon scattering and collisionless CDM cosmology. The linear power spectrum is shown in green, and the total power spectrum is shown in orange. The lines are generated with the best-fit parameter values from a joint *Planck* + BOSS + DES analysis of the IDM model with a DM mass of 1 MeV, and interacting fraction $f_\chi = 10\%$. The shaded bands designate the uncertainty in reconstructed matter power spectrum that corresponds to a 1σ uncertainty around these best-fit parameter values. An increase in the interaction cross-section and in the interacting fraction lead to a greater suppression in $P(k)$, while the former also shifts the onset of suppression to larger scales.

This means the standard implementation of CLASS-PT is entirely applicable to predicting late-time LSS observables in our scenario of interest.

3. DATA AND ANALYSIS METHODS

We analyze the full *Planck* 2018 TT, TE, EE, and lensing power spectra (Aghanim et al. (2020a)), along with anisotropic galaxy clustering data from BOSS DR12 at $z = 0.38$ and 0.61 (Alam et al. (2017); Ivanov et al. (2020b,c), see also Zhang et al. (2022); Chen et al. (2022)). As in Chudaykin et al. (2021); Philcox & Ivanov (2022), our analysis is performed up to $k_{\text{max}} = 0.2$ h/Mpc for the galaxy power spectrum multipoles, from $0.2 < k < 0.4$ h/Mpc for the real-space power spectrum proxy Q_0 (Ivanov et al. 2022b), and up to $k_{\text{max}} = 0.08$ h/Mpc for the bispectrum monopole (Ivanov et al. 2022a; Philcox & Ivanov 2022).⁶ We also add the post-reconstructed BOSS DR12 BAO data to this dataset following Philcox et al. (2020). We stress that our EFT-based full-shape analysis is quite conservative as we con-

⁶ Our BOSS full-shape likelihood for CLASS-PT is publicly available at https://github.com/oliverphilcox/full_shape_likelihoods.

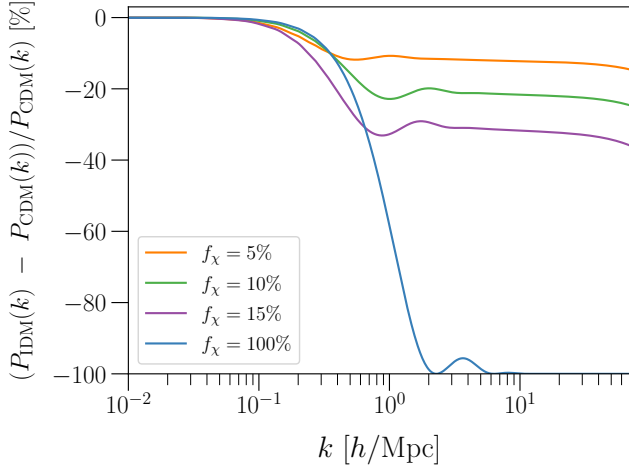


Figure 2. Effect of varying the interacting DM fraction f_χ on the linear matter power spectrum for a cosmology with DM-baryon scattering. The residuals of the linear spectra w.r.t. CDM are shown for $f_\chi = 5\%$, 10% , 15% , and 100% . These spectra are generated with the best-fit parameter values from a joint *Planck* + BOSS + DES analysis of each fraction for a DM mass of $m_\chi = 1$ MeV. Fractions higher than $\sim 10\%$ generate a strong power suppression in the range $0.2 \lesssim k \lesssim 2$ h/Mpc, for this choice of cross section, and are thus ruled out by Lyman- α forest and Milky Way satellite data.

sistently marginalize over all necessary nuisance parameters that capture galaxy bias, baryonic feedback, non-linear redshift space-distortions, etc. [Philcox & Ivanov \(2022\)](#).⁷ Thus, our analysis is agnostic about the details of galaxy formation. Note that we fit the BOSS galaxy clustering data within the IDM scenario in a fully consistent and rigorous manner, without any hidden Λ CDM assumptions. This can be contrasted with the standard “compressed” BOSS likelihood consisting of the BAO and RSD parameters that are derived assuming a fixed *Planck*-like Λ CDM template for the underlying linear matter power spectrum ([Ivanov et al. 2020b](#); [Alam et al. 2021](#)). Moreover, our EFT-based likelihood includes the galaxy power spectrum shape information that is missing in the standard BOSS likelihood ([Alam et al. \(2017\)](#)), see [Ivanov et al. \(2020b\)](#) for a detailed discussion.

We also include weak lensing data from the Dark Energy Survey (DES-Y3), and we argue that the full DES-

Y3 likelihood for DM-baryon interactions can be captured with a simple prior: $S_8 = 0.776 \pm 0.017$. This is because S_8 is measured by DES to be the same value for Λ CDM, WDM, and Λ CDM extensions like early dark energy (EDE), indicating a robustness under different cosmological models ([Abbott et al. \(2022\)](#); [DES Collaboration et al. \(2022\)](#); [Hill et al. \(2020\)](#); [Ivanov et al. \(2020a\)](#)), as long as the late-time growth of structure is not modified in these models. Also, S_8 is close to being model independent as it is the primary directly observed principle component of the weak lensing data. In future work, the full DES-Y3 likelihood for DM-baryon scattering should be calculated to confirm our argument; in the meantime, we will treat a prior on S_8 as equivalent to adding the complete DES-Y3 dataset to our analysis.

We use the *Planck*, BOSS, and DES data sets as proxies to data that drive the S_8 tension. We do not consider weak lensing from KiDS-1000 or HSC-Y3 data because their joint analysis with DES-Y3 necessitates modeling of the full covariance ([Amon et al. \(2022a\)](#)), which is beyond the scope of analyses done in this work. We do not include Pantheon+ data ([Brout et al. \(2022\)](#)) because this data would only further constrain Ω_m ; since Ω_m is not appreciably correlated with σ_0 , we do not expect this data to alter our results in a significant way. We have checked that the inclusion of eBOSS DR16 BAO does not strengthen our constraints either. Work is underway to convert eBOSS DR16 into a full-shape likelihood, and to incorporate Lyman- α data into our analysis (see e.g. [Ivanov \(2021\)](#); [Chudaykin & Ivanov \(2022\)](#)). Preliminary reports on the suppression on the growth in these data sets (e.g. [Ivanov \(2021\)](#); [Goldstein et al. \(2023\)](#); and references therein) suggest that they may further favor IDM, but future studies are necessary to confirm this expectation.

To obtain bounds on our IDM model for parameters of interest, such as H_0 , S_8 , and the momentum transfer cross-section σ_0 , we perform Markov Chain Monte Carlo (MCMC) parameter estimation using our merged CLASS code. We use the MCMC sampler *MontePython* and interface it with our version of CLASS ([Brinckmann & Lesgourgues \(2018\)](#); [Audren et al. \(2013\)](#)). We choose the Metropolis-Hastings algorithm and assume flat priors on $\{\omega_b, \omega_{DM}, 100\theta_s, \tau_{reio}, \ln(10^{10} A_s), n_s\} + \sigma_0$.⁸ Following [Gluscevic & Boddy \(2018\)](#), we fix the IDM particle mass m_χ in each MCMC fit and consider the following benchmark parti-

⁷ Note that the priors used in our likelihood are significantly wider than the ones chosen in the EFT-based full-shape analysis of [Zhang et al. \(2022\)](#). Our choice ensures that our main cosmological results are independent of priors on nuisance parameters. Note also that in contrast to [Zhang et al. \(2022\)](#), our priors are motivated by the physics of BOSS red luminous galaxies, see [Chudaykin et al. \(2021\)](#) for more detail.

⁸ Following related studies of S_8 tension, we chose a flat prior on σ_0 and we discuss prior dependence of our results in Appendix E. As expected, a log-flat prior still results in a mild preference for interactions.

cle masses: 100 keV, 1 MeV, 20 MeV, and 100 MeV. We choose this mass range because of the strict constraints on IDM from direct detection above 1 GeV, and constraints on N_{eff} that rule out masses lower than ~ 1 MeV (Lewin & Smith (1996), An et al. (2022)). We set the fraction of DM that interacts with baryons f_χ to be 10%, while the rest of the DM behaves as CDM; then, we perturb the parameter space slightly and explore fractions $f_\chi = 5\%$, 7.5% , 12.5% , and 15% . We model free-streaming neutrinos as two massless species and one massive species for which $m_\nu = 0.06$ eV, in line with the *Planck* convention (Aghanim et al. (2020b)). A chain is deemed converged if the Gelman-Rubin convergence criterion $|R - 1|$ is less than 0.01.

4. RESULTS

We find that for all masses tested in the range $[0.1, 100]$ MeV, our model ameliorates the standard S_8 tension between *Planck* and DES by 30% , decreasing it from 2.6σ to 1.8σ , while leaving the H_0 tension unchanged. When *Planck* is combined with BOSS, our model reduces the S_8 tension with DES from 2.6σ to 1.3σ . Since the qualitative picture is the same for all models considered, we choose the $m_\chi = 1$ MeV case as a baseline. Our results for the $m_\chi = 1$ MeV, $f_\chi = 10\%$ model are shown in Figure 3, which displays 1D and 2D marginalized posterior distributions for relevant parameters in our analysis, compared to standard results under Λ CDM. We note that our IDM model does not impact Ω_m ; our model only affects perturbations and not background quantities, which is why Ω_m is indistinguishable from its value in Λ CDM.

Note the strong degeneracy between σ_0 and S_8 . This degeneracy is unsurprising: a higher cross-section means that DM and baryons are more strongly coupled, leading to a greater suppression in the power spectrum and a corresponding decrease in S_8 . Therefore, imposing a prior on S_8 that favors lower values leads to a mild preference for larger cross-sections. Indeed, we observe this in Figure 3: BOSS data prefer a lower value of S_8 as compared to *Planck* (Philcox & Ivanov (2022)), so the combination of *Planck* and BOSS shifts the σ_0 posterior towards larger cross-sections (shown in orange). The combination of *Planck* and BOSS data with the S_8 prior from DES further disfavors low cross-sections, resulting in a preference for non-zero interactions between DM and baryons (shown in green). Overall, Figure 3 shows that the marginalized posterior from a combined *Planck* + BOSS + DES analysis is maximized for σ_0 value of $1.32^{+0.52}_{-0.65} \times 10^{-25} \text{ cm}^2$ (at 68% CL).

In Table 1, we show the values of the relevant parameters that maximize the marginalized posterior and the

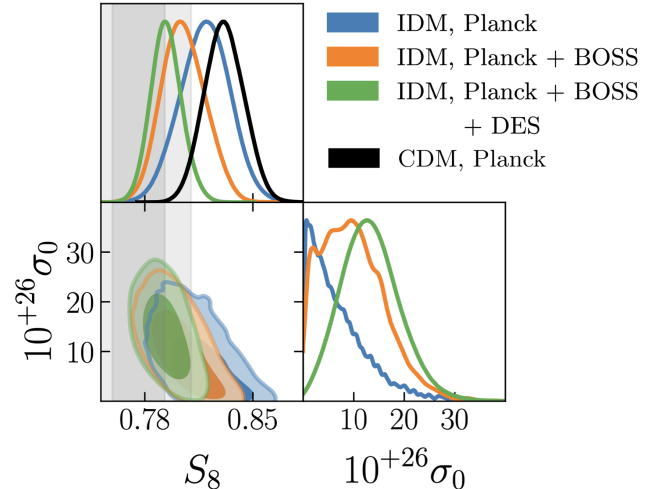


Figure 3. 68% and 95% confidence-level marginalized posterior distributions of relevant parameters for Λ CDM from *Planck* (black) and our fractional DM-baryon interacting model (colored) from different combinations of *Planck*, BOSS, and DES data. The gray bands show the DES measurement of S_8 . The bottom right-hand panel shows a 2.6σ preference for non-zero interactions between DM and baryons under a combined *Planck*, BOSS, and DES analysis.

full posterior (the latter referred to as the best-fit), obtained from a *Planck* + BOSS + DES analysis of the $f_\chi = 10\%$, $m_\chi = 1$ MeV model, as well as the χ^2 statistics. We present the full list of constraints on all cosmological parameters for this scenario in Appendix B, and for completeness we show full posterior distributions for this model in Appendix D. The $f_\chi = 10\%$, $m_\chi = 1$ MeV IDM model and Λ CDM present similar χ^2 values when analyzed under *Planck* only; however, we find $\Delta\chi^2 = -3.48$ once we include BOSS data, and $\Delta\chi^2 = -6.7$ once we include the DES prior on S_8 , corresponding to a 2.6σ preference for non-zero interactions. We note that the preference for non-zero DM-baryon interactions is present even in the BOSS data alone: the IDM fit that contains a single additional free parameter reduces χ^2 by 3.02, compared to the CDM model. We find that our fractional IDM model shows a consistent preference over CDM, regardless of the DM interacting fraction tested; this is discussed further in Appendix C.

5. SUMMARY AND DISCUSSION

We considered the concordance of cosmological data in the presence of velocity-independent scattering of baryons with sub-GeV DM particles in the early universe, for scenarios where the interacting component constitutes only a fraction of the total DM abundance. We found that this model is consistent with both the BOSS and *Planck* data, and ameliorates the S_8 tension

Table 1. The maximum of the marginalized posterior (the maximum of the full posterior) and $\pm 68\%$ confidence level uncertainties for cosmological parameters of interest under a *Planck* + BOSS + DES analysis of our fractional IDM model with a flat prior on σ_0 , compared to Λ CDM. The last row shows the difference in χ^2 with respect to Λ CDM. All IDM values are for $m_\chi = 1$ MeV, $f_\chi = 10\%$.

Model	Λ CDM, <i>Planck</i> + BOSS + DES	IDM, <i>Planck</i> + BOSS + DES
σ_0 [10^{-26} cm ²]	–	13.23 (5.163) $^{+5.2}_{-6.5}$
Ω_m	0.308 (0.307) \pm 0.005	0.311 (0.309) \pm 0.005
σ_8	0.802 (0.806) \pm 0.005	0.780 (0.792) $^{+0.007}_{-0.009}$
S_8	0.813 (0.815) \pm 0.009	0.794 (0.804) $^{+0.009}_{-0.01}$
$\Delta\chi^2_{\min}$	–	–6.7

between LSS and the CMB. After combining BOSS and *Planck* with the DES weak-lensing prior, we find a 2.6σ preference for non-zero interaction cross-section, for a range of DM particle masses and for an interacting fraction $\sim 10\%$.

Our results have implications for DM searches and cosmology in general. Importantly, the model for DM interactions we considered here is quite broad and encompasses a number of well-motivated UV-complete scenarios where DM scatters with normal matter through a heavy mediator exchange at low energies, similar to the WIMP-like scenarios sought in direct detection (Gluscevic & Peter (2014); Cushman et al. (2013)). In fact, the scattering interactions that would trigger direct detection (at DM masses above 1 GeV) would also lead to momentum transfer with cosmological consequences, explored here for sub-GeV particles. This study is thus directly complementary to direct detection, as it explores different DM mass and cross-section regimes.

The preference we find for non-zero interaction cross-section when combining data from *Planck*, BOSS, and DES implies a preference for scale-dependent suppression in the linear matter power spectrum, similar to that seen in other beyond-CDM models that alleviate the S_8 tension (Poulin et al. (2022); Ye et al. (2021); Amon & Efstathiou (2022)). Our expectation is that scale dependence is the primary driver of this preference, for the following reasons. First, the CMB and LSS in general probe different scales (Amon & Efstathiou (2022); Rogers et al. (2023)); we note that the CMB lensing has contributions from low redshifts ($z < 1$), and yet its measurements of S_8 are consistent with those derived from the primary CMB anisotropy (Aghanim et al. (2020c), Qu et al. (2023)), consistent with our expectation. Furthermore, interacting DM only affects matter perturbations long before recombination (Gluscevic & Boddy (2018)), acting to ameliorate the tension through scale dependence of the linear power spectrum, rather than modifying clustering of matter at later times. Indeed, Refs. Amon & Efstathiou (2022) and Preston et al.

(2023) showed that the tension can be framed as a preference for a specific k -dependence of the transfer function, which happens to match the fractional IDM case, as discussed in our work; see Figure 2.

While the preference we find is mild, and could be a result of a random statistical fluctuation, or of an unknown systematic effect (Chaves-Montero et al. (2022); Amon et al. (2022b); Leauthaud et al. (2017)), the specific model we consider here has several qualities that set it apart from models that were considered previously in the same context. First, it does not exacerbate the H_0 tension, which is a common drawback of many models proposed to resolve the S_8 tension (Abdalla et al. (2022)). Furthermore, it is simple and generic, relying on DM interaction physics that was proposed independent of the status of cosmological concordance.

On the other hand, we wish to point out that the interpretation of the S_8 tension in the context of IDM has the same caveat as most beyond- Λ CDM models considered for the same purpose, in that it features more degrees of freedom than a vanilla cosmology. Namely, this study focused on exploring DM interactions that produce power suppression of the form preferred by the combination of cosmological data which alleviate the S_8 tension; we thus only varied the interaction cross section, while setting f_χ and m_χ to fixed values. While concrete UV-complete models for DM may not allow the freedom in choosing the fraction and the particle mass, for the effective description of the interaction and for cosmological purposes, these two parameters could be treated as additional degrees of freedom of a larger class of models that produce velocity-independent scattering at low energies. Within that context, a full model-selection exercise should be performed to assess whether data favor IDM or a vanilla cosmology. However, this analysis exceeds the scope of the present work.

The preferred range of interaction cross-sections and the corresponding level of power suppression in the linear matter power spectrum we consider here is consistent with all current observations (Nadler et al. (2019, 2021);

Maamari et al. (2021); Nadler et al. (2019, 2021); Xu et al. (2018); Rogers et al. (2022); Becker et al. (2021); Hooper et al. (2022)). Interestingly, the census of the MW satellite galaxies allows for up to $\sim 25-30\%$ decrement in power at $k \sim 30 h/\text{Mpc}$, as compared to CDM (Nadler et al. (2019, 2021)); this means that small-scale structure probes are on the verge of being able to detect the interacting DM signal necessary to resolve the tension, likely to be achieved within the next decade. We note that even the combined analyses of the existing measurements from eBOSS (Alam et al. (2021)), KiDS (Asgari et al. (2021)), and HSC (Hikage et al. (2019)) may be able to put further pressure on this model. Beyond the existing data, the matter power spectrum on quasi-linear and non-linear scales will be measured at high precision with upcoming surveys from DESI, Euclid (Chudaykin & Ivanov (2019); Sailer et al. (2021)), and the Vera C. Rubin Observatory (Nadler et al. (2019); Drlica-Wagner et al. (2019)). In addition, Stage-3 and Stage-4 data that target high resolution measurements of the CMB, including SPT-3G (Benson et al. (2014)), ACT (Aiola et al. (2020)), the Simons Observatory (Ade et al. (2019)), CMB-S4 (Abazajian et al. (2016)), and CMB-HD (Aiola et al. (2022)) will probe quasi-linear scales, providing a longer lever arm for testing details of the scale dependence in the linear matter power spectrum. This study and the recent analyses of the S_8 tension (e.g. Amon & Efstathiou (2022); Poulin et al. (2022); Rogers et al. (2023); Preston et al. (2023)) highlight the need for further explore predictive models that affect the distribution of matter in the universe.

Acknowledgements. We thank the anonymous referee for their suggestions and careful review of our paper. We gratefully acknowledge the support from explore.org and Sylvie and David Shapiro at USC. We thank Ethan O. Nadler for providing valuable comments on the manuscript. The work of MMI has been supported by NASA through the NASA Hubble Fellowship grant #HST-HF2-51483.001-A awarded by the Space Telescope Science Institute, which is operated by the Association of Universities for Research in Astronomy, Incorporated, under NASA contract NAS5-26555. RA and VG acknowledge the support from NASA through the Astrophysics Theory Program, Award Number 21-ATP21-0135. VG acknowledges the support from the National Science Foundation (NSF) under Grant No. PHY-2013951.

APPENDIX

A. EVOLUTION OF STRUCTURE AT LOW REDSHIFTS

We verify that there are no alternations in structure evolution on *any* wavelength modes after recombination for our fractional IDM model by plotting the residual of the IDM power spectra with respect to Λ CDM as a function of redshift for different k (Figure 4). We may also take the linear power spectrum generated for DM-baryon interactions and feed it into the standard non-linear CDM pipeline implemented by CLASS-PT, without introducing any additional counterterms to the non-linear power spectrum calculation.

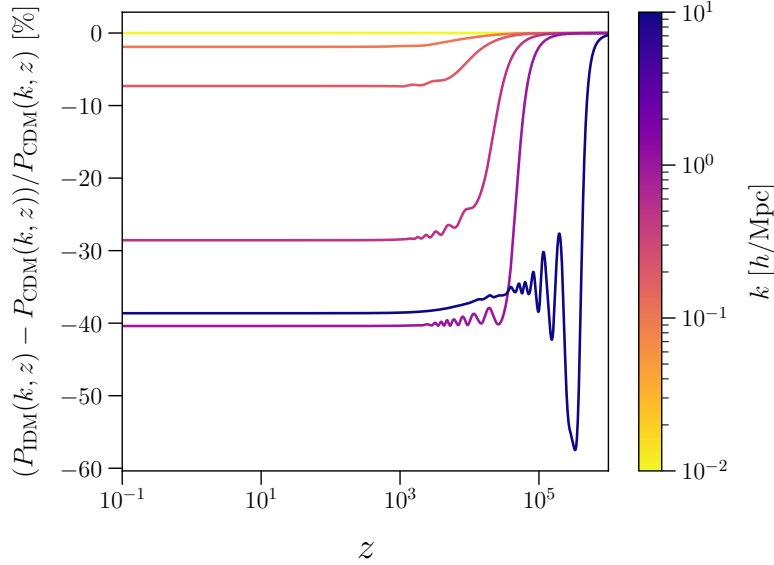


Figure 4. Residual between the power spectrum for our fractional IDM model and the power spectrum for Λ CDM as a function of redshift, for different values of k . None of the curves continue oscillating past $z \sim 10^3$, indicating that there is no evolution on these scales past recombination. This means that DM-baryon interactions do not have an effect at these redshifts; if they did, the code would need to be edited to account for them. This plot is generated assuming best-fit cosmological parameters from a *Planck* + BOSS + DES analysis of the $f_\chi = 10\%$ IDM model, with a DM particle mass $m_\chi = 1$ MeV and cross-section $\sigma_0 = 5.16 \cdot 10^{-26} \text{ cm}^2$.

B. FULL COSMOLOGICAL PARAMETER CONSTRAINTS

We display the full set of cosmological parameter constraints that correspond with the minimum χ^2 value in a *Planck* + BOSS + DES analysis of the $f_\chi = 10\%$, $m_\chi = 1$ MeV model in Table 2.

Table 2. Full parameter constraints for a *Planck* + BOSS + DES analysis of the $f_\chi = 10\%$, $m_\chi = 1$ MeV model. The top half displays bounds for standard cosmological parameters, and the bottom half displays bounds on EFT bias parameters. “Best fit” refers to the maximum of the full posterior, while “Marginalized max” refer to the maxima of the marginalized posteriors. The upper scripts (1), (2), (3), (4) of the galaxy bias parameters $b_1, b_2, b_{\mathcal{G}_2}$ refer to the NGC $z = 0.61$, SGC $z = 0.61$, NGC $z = 0.38$, SGC $z = 0.38$ BOSS DR12 data chunks, respectively.

Parameter	Best-fit	Marginalized max $\pm \sigma$	95% lower	95% upper
100 ω_b	2.246	$2.254^{+0.014}_{-0.015}$	2.226	2.283
ω_{DM}	0.1192	$0.12^{+0.00098}_{-0.001}$	0.118	0.1219
100 θ_s	1.042	$1.043^{+0.00045}_{-0.00054}$	1.042	1.044
$\ln(10^{10} A_s)$	3.04	$3.042^{+0.015}_{-0.015}$	3.012	3.072
n_s	0.9698	$0.9725^{+0.0045}_{-0.0055}$	0.9628	0.9827
τ_{reio}	0.05215	$0.05288^{+0.0072}_{-0.0072}$	0.03864	0.06727
$10^{+26} \sigma_0$	5.163	$13.23^{+5.2}_{-6.5}$	1.55	24.57
z_{reio}	7.44	$7.491^{+0.76}_{-0.7}$	6.048	8.956
Ω_Λ	0.691	$0.6888^{+0.0054}_{-0.0052}$	0.6786	0.6992
Y_{He}	0.2479	$0.2479^{+6e-05}_{-6.1e-05}$	0.2478	0.248
H_0	67.88	$67.84^{+0.39}_{-0.39}$	67.1	68.6
$10^{+9} A_s$	2.09	$2.096^{+0.032}_{-0.031}$	2.033	2.158
σ_8	0.7921	$0.7796^{+0.0068}_{-0.0094}$	0.764	0.7967
$b_1^{(1)}$	2.029	$2.013^{+0.046}_{-0.044}$	1.923	2.102
$b_2^{(1)}$	-0.6918	$-0.5745^{+0.54}_{-0.6}$	-1.679	0.558
$b_{\mathcal{G}_2}^{(1)}$	-0.5745	$-0.4302^{+0.28}_{-0.29}$	-0.9879	0.1287
$b_1^{(2)}$	2.145	$2.167^{+0.056}_{-0.056}$	2.058	2.274
$b_2^{(2)}$	-0.1907	$-0.3824^{+0.61}_{-0.67}$	-1.611	0.883
$b_{\mathcal{G}_2}^{(2)}$	-0.1638	$-0.1909^{+0.33}_{-0.34}$	-0.8453	0.4748
$b_1^{(3)}$	1.941	$1.929^{+0.043}_{-0.043}$	1.845	2.014
$b_2^{(3)}$	0.0399	$-0.1347^{+0.48}_{-0.52}$	-1.095	0.8526
$b_{\mathcal{G}_2}^{(3)}$	-0.367	$-0.3617^{+0.28}_{-0.28}$	-0.9123	0.184
$b_1^{(4)}$	1.96	$1.966^{+0.056}_{-0.055}$	1.858	2.074
$b_2^{(4)}$	-0.6163	$-0.4016^{+0.53}_{-0.58}$	-1.481	0.7131
$b_{\mathcal{G}_2}^{(4)}$	-0.4559	$-0.3989^{+0.32}_{-0.32}$	-1.029	0.231

C. χ^2 STATISTICS

Table 3 shows χ^2 values for all masses and data combinations tested in our analysis of the $f_\chi = 10\%$ IDM model. We also test different fractions under a *Planck* + BOSS + DES analysis to see whether or not our finding is specific to the $f_\chi = 10\%$ model; Table 4 shows the χ^2 statistics from these runs. We test $f_\chi = 5\%$, 7.5% , 12.5% , and 15% ; Figure 2 shows the effect that changing f_χ has on the linear matter power spectra of our IDM model. From Table 4, it is clear that our fractional IDM model shows a consistent preference over CDM, regardless of DM interacting fraction.

Table 3. $\Delta\chi^2_{\min}$ values for different masses and data set combinations tested in our analysis, for an interacting fraction $f_\chi = 10\%$. Each $\Delta\chi^2_{\min}$ value is given with respect to the CDM χ^2 value for that data set.

m_χ	<i>Planck</i>	<i>Planck</i> + BOSS	<i>Planck</i> + BOSS + DES	BOSS + DES	BOSS
100 keV	+2.48	−3.34	−4.78	−0.416	−2.398
1 MeV	+1.08	−3.48	−6.7	−0.248	−3.02
20 MeV	+1.42	−5.26	−6.42	−0.734	−1.996
100 MeV	+3.42	−3.3	−3.72	+0.034	−2.56

Table 4. $\Delta\chi^2_{\min}$ values of different fractions and masses for our IDM model under a *Planck* + BOSS + DES analysis. Each $\Delta\chi^2_{\min}$ value is given with respect to the CDM χ^2 value for this data set combination.

m_χ	$f_\chi = 5\%$	$f_\chi = 7.5\%$	$f_\chi = 10\%$	$f_\chi = 12.5\%$	$f_\chi = 15\%$
100 keV	−3.66	−4.8	−4.78	−3.04	−4.54
1 MeV	−2.42	−5.08	−6.7	−4.2	−4.84
20 MeV	−2.38	−5.28	−6.42	−5.44	−5.44
100 MeV	−2.74	−2.88	−3.72	−3.88	−3.88

D. POSTERIORIORS

We show the full marginalized posterior distributions for all relevant parameters in our analysis of the $f_\chi = 10\%$, $m_\chi = 1$ MeV model in Figure 5. We show the same posterior distributions, along with the BOSS + DES posteriors, in Figure 6, and the same posteriors along with the BOSS-only posteriors in Figure 7. A Λ CDM triangle plot with the same data combinations used in our analysis is displayed in Figure 8.

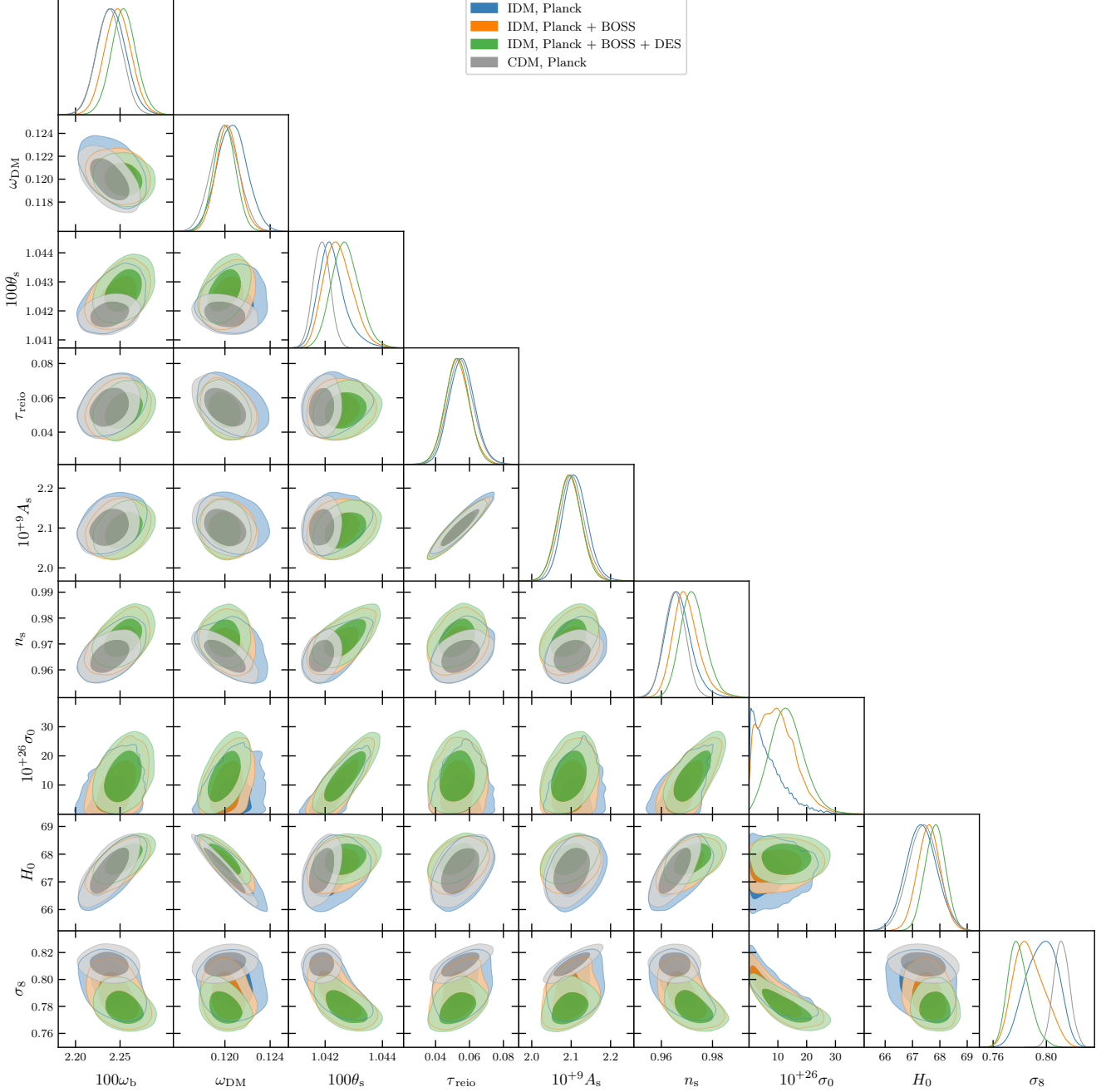


Figure 5. 68% and 95% confidence level marginalized posterior distributions of all cosmological parameters for Λ CDM from *Planck* (gray) and our $m_\chi = 1$ MeV, $f_\chi = 10\%$ DM-baryon interacting model (colored) from different combinations of *Planck*, BOSS, and DES data.

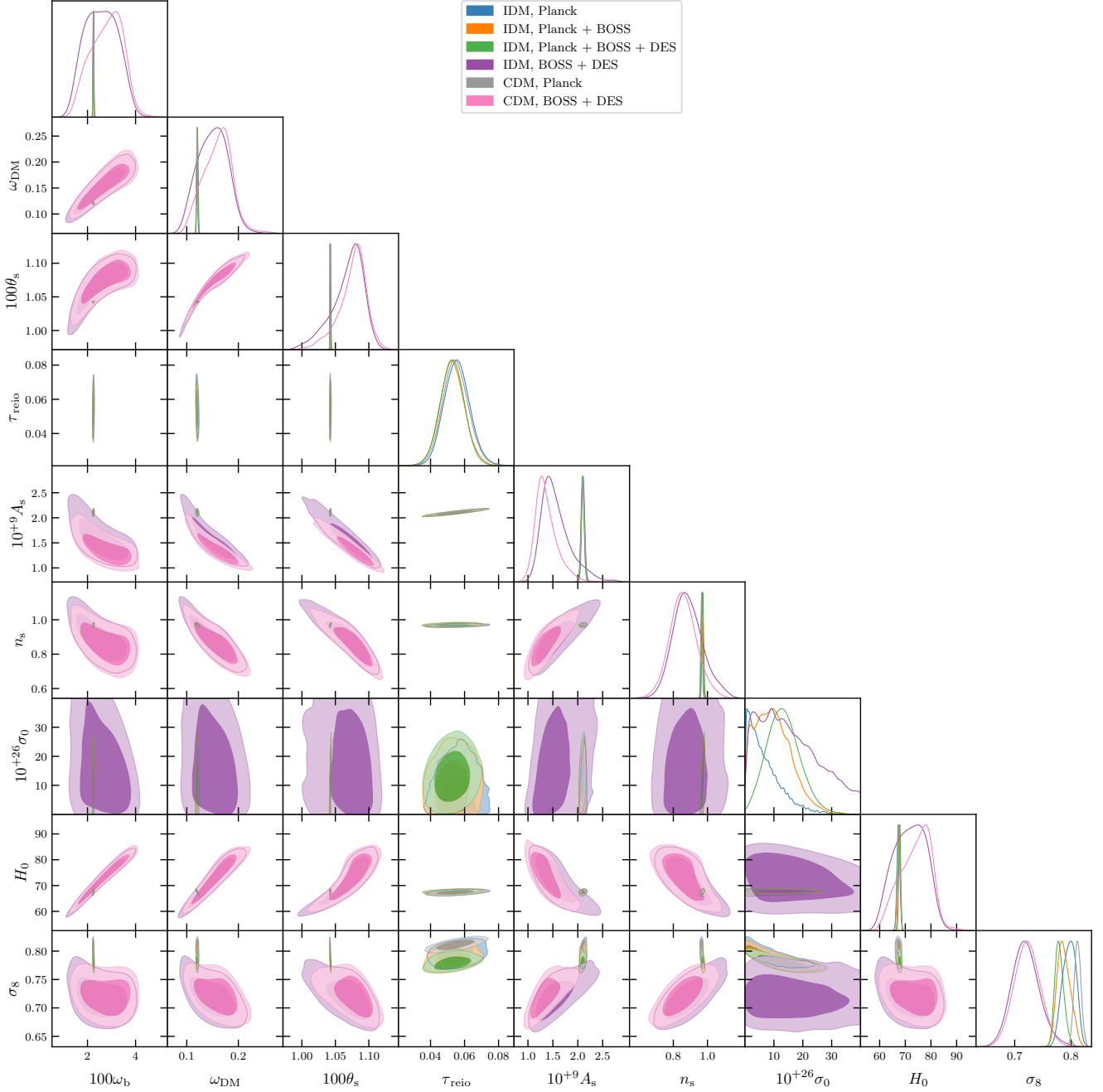


Figure 6. 68% and 95% confidence level marginalized posterior distributions of all cosmological parameters for Λ CDM from *Planck* (gray) and our $m_\chi = 1$ MeV, $f_\chi = 10\%$ DM-baryon interacting model (colored) from different combinations of *Planck*, BOSS, and DES data. Same as Figure 5, but with posteriors for BOSS + DES added.

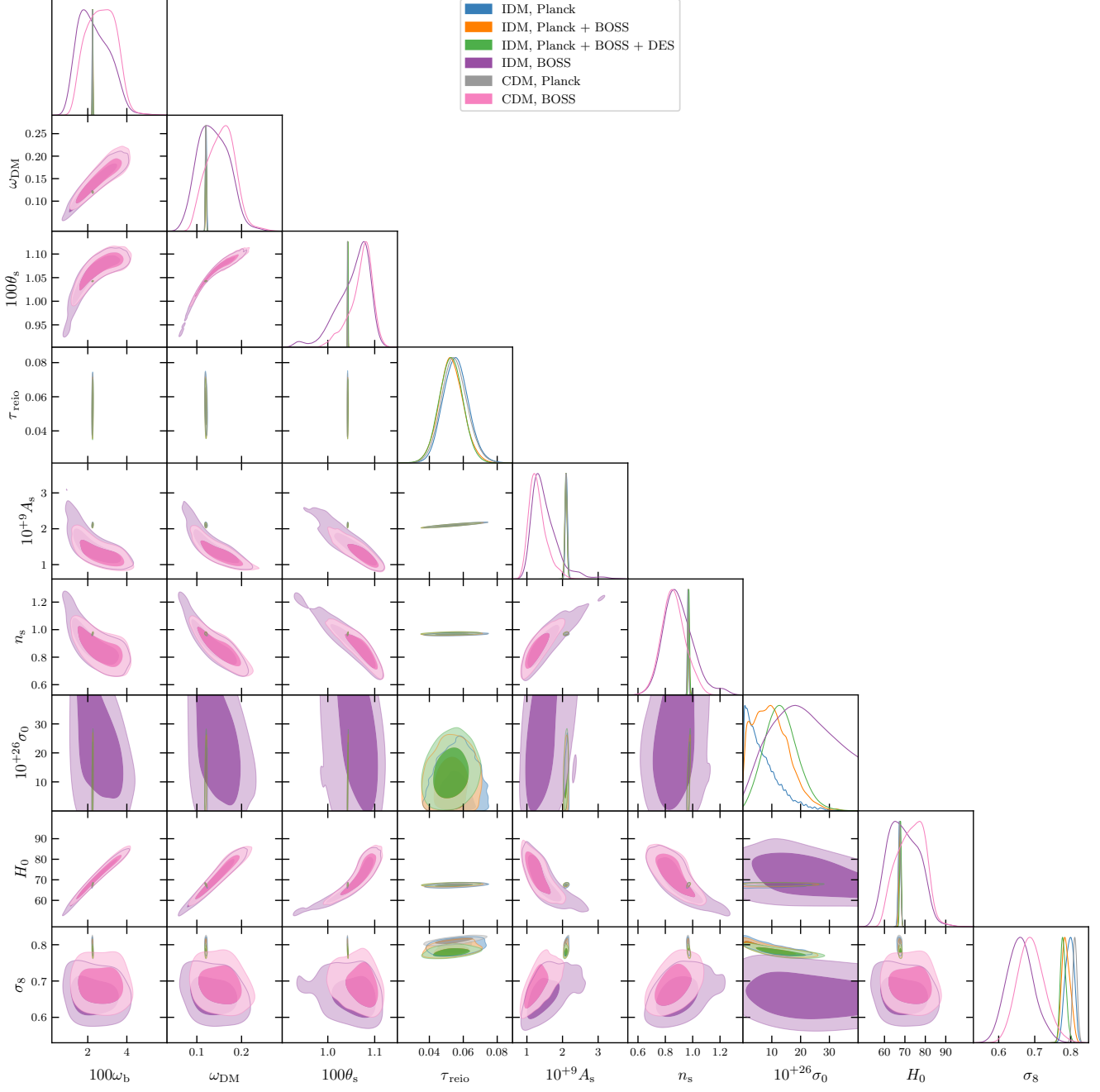


Figure 7. 68% and 95% confidence level marginalized posterior distributions of all cosmological parameters for Λ CDM from *Planck* (gray) and our $m_\chi = 1$ MeV, $f_\chi = 10\%$ DM-baryon interacting model (colored) from different combinations of *Planck*, BOSS, and DES data. Same as Figure 5, but with posteriors for BOSS-only analyses.

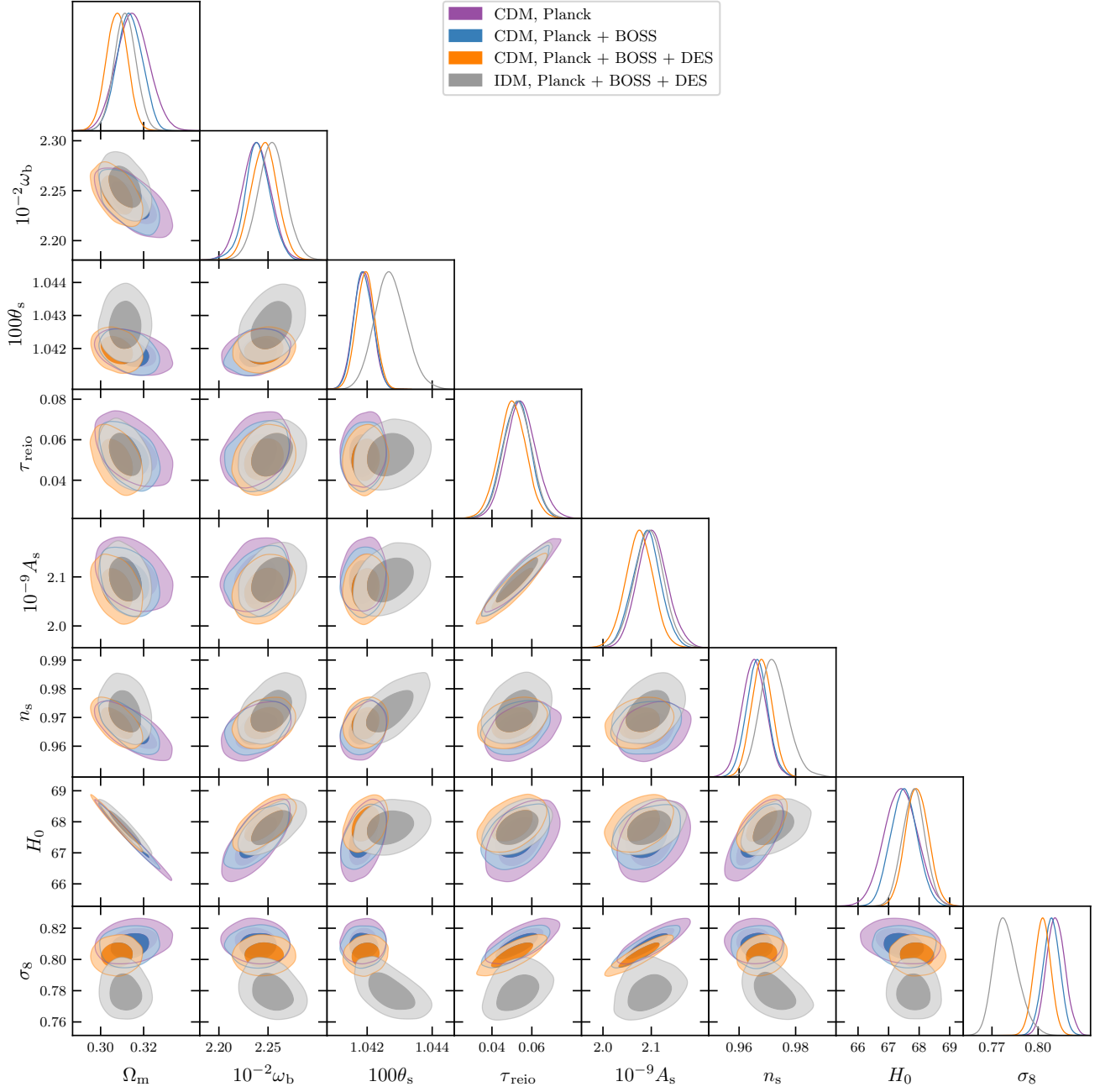


Figure 8. 68% and 95% confidence level marginalized posterior distributions of all cosmological parameters for our IDM model from a *Planck* + BOSS + DES analysis (gray) and for Λ CDM (colored) from different combinations of *Planck*, BOSS, and DES data.

E. LOG PRIOR RESULTS

To assess prior dependence, we run a *Planck* + BOSS + DES analysis of the $f_\chi = 10\%$, $m_\chi = 1$ MeV model with a log prior on σ_0 . We choose the range of the log prior to be $[-30, -23]$. Table 5 shows marginalized limits on σ_0 and S_8 from this analysis, along with the $\Delta\chi^2_{\min}$ with respect to Λ CDM. We display 68% and 95% confidence level marginalized posterior distributions of all cosmological parameters for this analysis in Figure 9. The log prior finds $\Delta\chi^2_{\min} = -5.6$, which still indicates a non-negligible $> 2\sigma$ preference for our IDM model over CDM. We therefore state that our IDM model shows consistent preference over Λ CDM regardless of the prior choice.

Table 5. Maximum of the marginalized posterior (maximum of the full posterior, or the best-fit value) and $\pm 68\%$ confidence level uncertainties for σ_0 and S_8 under a *Planck* + BOSS + DES analysis of our fractional IDM model with a log prior on σ_0 , compared to Λ CDM. The last row shows the difference in χ^2 with respect to Λ CDM. All IDM values are for $m_\chi = 1$ MeV, $f_\chi = 10\%$.

Model	Λ CDM, <i>Planck</i> + BOSS + DES	IDM, <i>Planck</i> + BOSS + DES
$\log_{10}(\sigma_0/\text{cm}^2)$	–	$-26.2 \ (-24.96)^{+1.6}_{-0.43}$
S_8	$0.813 \ (0.813) \pm 0.009$	$0.803 \ (0.795)^{+0.014}_{-0.012}$
$\Delta\chi^2_{\min}$	–	-5.6

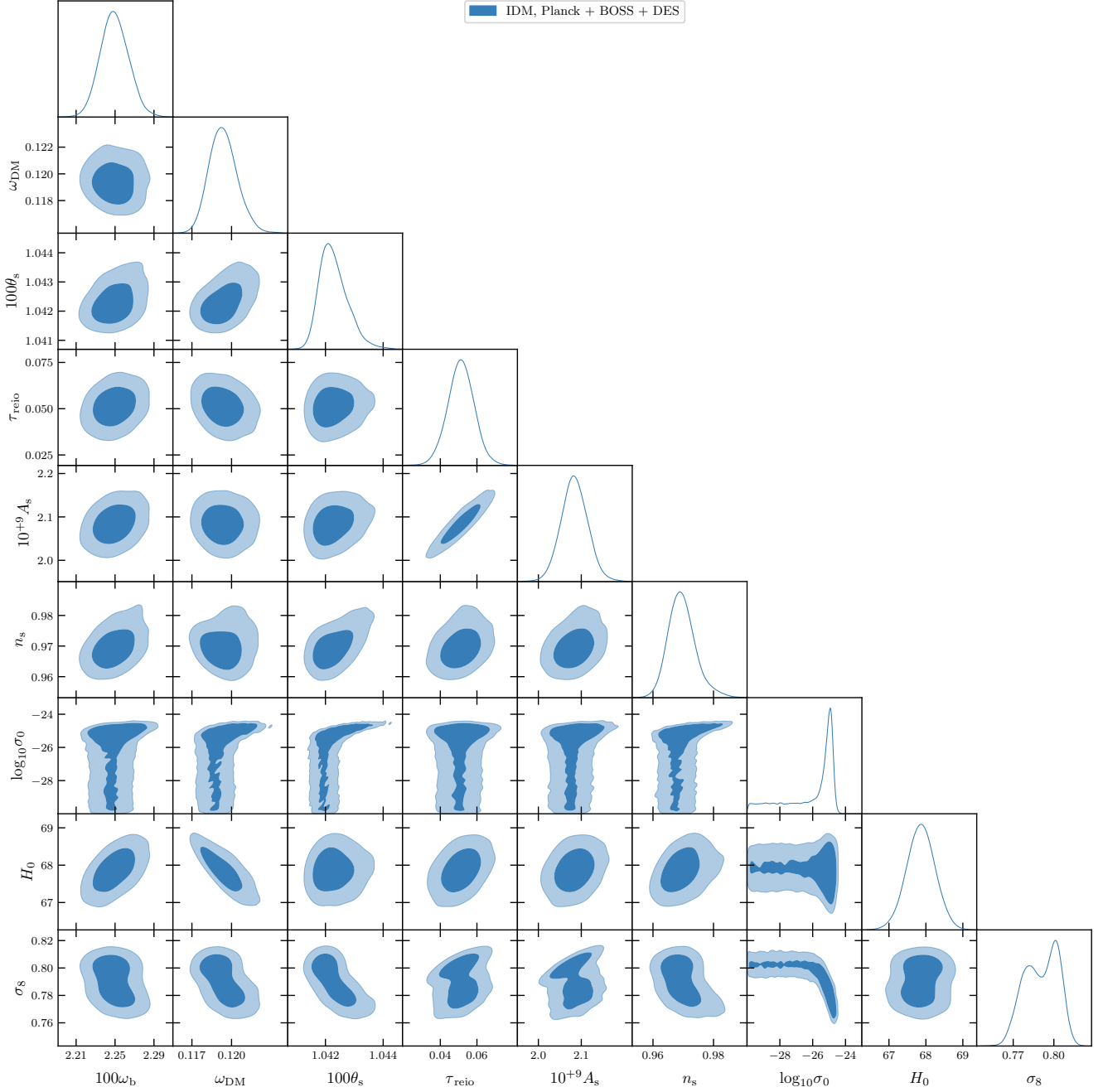


Figure 9. 68% and 95% confidence level marginalized posterior distributions of all cosmological parameters for our $m_\chi = 1$ MeV, $f_\chi = 10\%$ DM-baryon interacting model under a *Planck*, BOSS, and DES analysis and a log prior on σ_0 .

REFERENCES

- Aalseth, C. E., Barbeau, P. S., Colaresi, J., et al. 2013a, *Physical Review D*, 88, doi: [10.1103/physrevd.88.012002](https://doi.org/10.1103/physrevd.88.012002)
- Aalseth, C. E., et al. 2013b, *Phys. Rev. D*, 88, 012002, doi: [10.1103/PhysRevD.88.012002](https://doi.org/10.1103/PhysRevD.88.012002)
- Abazajian, K. N., et al. 2016. <https://arxiv.org/abs/1610.02743>
- Abbott, T., Agüena, M., Alarcon, A., et al. 2022, *Physical Review D*, 105, doi: [10.1103/physrevd.105.023520](https://doi.org/10.1103/physrevd.105.023520)
- Abdalla, E., Abellán, G. F., Aboubrahim, A., et al. 2022, *Journal of High Energy Astrophysics*, 34, 49, doi: [10.1016/j.jheap.2022.04.002](https://doi.org/10.1016/j.jheap.2022.04.002)
- Ade, P., et al. 2019, *JCAP*, 02, 056, doi: [10.1088/1475-7516/2019/02/056](https://doi.org/10.1088/1475-7516/2019/02/056)
- Aghamousa, A., et al. 2016. <https://arxiv.org/abs/1611.00036>
- Aghanim, N., Akrami, Y., Ashdown, M., et al. 2020a, *Astronomy & Astrophysics*, 641, A5, doi: [10.1051/0004-6361/201936386](https://doi.org/10.1051/0004-6361/201936386)
- Aghanim, N., et al. 2020b, *Astron. Astrophys.*, 641, A6, doi: [10.1051/0004-6361/201833910](https://doi.org/10.1051/0004-6361/201833910)
- Aghanim, N., Akrami, Y., Ashdown, M., et al. 2020c, *Astronomy & Astrophysics*, 641, A8, doi: [10.1051/0004-6361/201833886](https://doi.org/10.1051/0004-6361/201833886)
- Agnes, P., et al. 2018, *Phys. Rev. Lett.*, 121, 081307, doi: [10.1103/PhysRevLett.121.081307](https://doi.org/10.1103/PhysRevLett.121.081307)
- Agnese, R., et al. 2016, *Phys. Rev. Lett.*, 116, 071301, doi: [10.1103/PhysRevLett.116.071301](https://doi.org/10.1103/PhysRevLett.116.071301)
- Agnese, R., Aramaki, T., Arnquist, I., et al. 2018, *Physical Review Letters*, 120, doi: [10.1103/physrevlett.120.061802](https://doi.org/10.1103/physrevlett.120.061802)
- Aguilar-Arevalo, A., et al. 2019, *Phys. Rev. Lett.*, 123, 181802, doi: [10.1103/PhysRevLett.123.181802](https://doi.org/10.1103/PhysRevLett.123.181802)
- Aiola, S., et al. 2020, *JCAP*, 12, 047, doi: [10.1088/1475-7516/2020/12/047](https://doi.org/10.1088/1475-7516/2020/12/047)
- . 2022. <https://arxiv.org/abs/2203.05728>
- Akerib, D., Alsum, S., Araújo, H., et al. 2017, *Physical Review Letters*, 118, doi: [10.1103/physrevlett.118.021303](https://doi.org/10.1103/physrevlett.118.021303)
- Akerib, D. S., Cushman, P. B., Dahl, C. E., et al. 2022, *Snowmass2021 Cosmic Frontier Dark Matter Direct Detection to the Neutrino Fog*. <https://arxiv.org/abs/2203.08084>
- Alam, S., Ata, M., Bailey, S., et al. 2017, *Monthly Notices of the Royal Astronomical Society*, 470, 2617, doi: [10.1093/mnras/stx721](https://doi.org/10.1093/mnras/stx721)
- Alam, S., et al. 2021, *Phys. Rev. D*, 103, 083533, doi: [10.1103/PhysRevD.103.083533](https://doi.org/10.1103/PhysRevD.103.083533)
- Amole, C., Ardid, M., Arnquist, I., et al. 2017, *Physical Review Letters*, 118, doi: [10.1103/physrevlett.118.251301](https://doi.org/10.1103/physrevlett.118.251301)
- Amole, C., et al. 2019, *Phys. Rev. D*, 100, 022001, doi: [10.1103/PhysRevD.100.022001](https://doi.org/10.1103/PhysRevD.100.022001)
- Amon, A., & Efstathiou, G. 2022, *Monthly Notices of the Royal Astronomical Society*, 516, 5355, doi: [10.1093/mnras/stac2429](https://doi.org/10.1093/mnras/stac2429)
- Amon, A., Gruen, D., Troxel, M., et al. 2022a, *Physical Review D*, 105, doi: [10.1103/physrevd.105.023514](https://doi.org/10.1103/physrevd.105.023514)
- Amon, A., Robertson, N. C., Miyatake, H., et al. 2022b, *Monthly Notices of the Royal Astronomical Society*, 518, 477, doi: [10.1093/mnras/stac2938](https://doi.org/10.1093/mnras/stac2938)
- An, R., Gluscevic, V., Calabrese, E., & Hill, J. C. 2022, *Journal of Cosmology and Astroparticle Physics*, 2022, 002, doi: [10.1088/1475-7516/2022/07/002](https://doi.org/10.1088/1475-7516/2022/07/002)
- Angle, J., Aprile, E., Arneodo, F., et al. 2008, *Physical Review Letters*, 100, doi: [10.1103/physrevlett.100.021303](https://doi.org/10.1103/physrevlett.100.021303)
- Angloher, G., Bento, A., Bucci, C., et al. 2016, *The European Physical Journal C*, 76, doi: [10.1140/epjc/s10052-016-3877-3](https://doi.org/10.1140/epjc/s10052-016-3877-3)
- Angloher, G., Bauer, P., Bento, A., et al. 2017, *The European Physical Journal C*, 77, doi: [10.1140/epjc/s10052-017-5223-9](https://doi.org/10.1140/epjc/s10052-017-5223-9)
- Aprile, E., et al. 2018, *Phys. Rev. Lett.*, 121, 111302, doi: [10.1103/PhysRevLett.121.111302](https://doi.org/10.1103/PhysRevLett.121.111302)
- Asgari, M., et al. 2021, *Astron. Astrophys.*, 645, A104, doi: [10.1051/0004-6361/202039070](https://doi.org/10.1051/0004-6361/202039070)
- Audren, B., Lesgourgues, J., Benabed, K., & Prunet, S. 2013, *JCAP*, 1302, 001, doi: [10.1088/1475-7516/2013/02/001](https://doi.org/10.1088/1475-7516/2013/02/001)
- Battaglieri, M., Belloni, A., Chou, A., et al. 2017, *US Cosmic Visions: New Ideas in Dark Matter 2017: Community Report*. <https://arxiv.org/abs/1707.04591>
- Baumann, D., Nicolis, A., Senatore, L., & Zaldarriaga, M. 2012, *JCAP*, 07, 051, doi: [10.1088/1475-7516/2012/07/051](https://doi.org/10.1088/1475-7516/2012/07/051)
- Becker, N., Hooper, D. C., Kahlhoefer, F., Lesgourgues, J., & Schöneberg, N. 2021, *Journal of Cosmology and Astroparticle Physics*, 2021, 019, doi: [10.1088/1475-7516/2021/02/019](https://doi.org/10.1088/1475-7516/2021/02/019)
- Benson, B. A., et al. 2014, *Proc. SPIE Int. Soc. Opt. Eng.*, 9153, 91531P, doi: [10.1117/12.2057305](https://doi.org/10.1117/12.2057305)
- Bernal, J. L., Verde, L., & Riess, A. G. 2016, *Journal of Cosmology and Astroparticle Physics*, 2016, 019, doi: [10.1088/1475-7516/2016/10/019](https://doi.org/10.1088/1475-7516/2016/10/019)
- Bertone, G., Hooper, D., & Silk, J. 2005, *Phys. Rept.*, 405, 279, doi: [10.1016/j.physrep.2004.08.031](https://doi.org/10.1016/j.physrep.2004.08.031)
- Boddy, K. K., & Gluscevic, V. 2018, *Physical Review D*, 98, doi: [10.1103/physrevd.98.083510](https://doi.org/10.1103/physrevd.98.083510)
- Boddy, K. K., Gluscevic, V., Poulin, V., et al. 2018, *Phys. Rev. D*, 98, 123506, doi: [10.1103/PhysRevD.98.123506](https://doi.org/10.1103/PhysRevD.98.123506)
- Boehm, C., Fayet, P., & Schaeffer, R. 2001, *Physics Letters B*, 518, 8, doi: [10.1016/s0370-2693\(01\)01060-7](https://doi.org/10.1016/s0370-2693(01)01060-7)

- Boehm, C., & Schaeffer, R. 2005, *Astronomy & Astrophysics*, 438, 419, doi: [10.1051/0004-6361:20042238](https://doi.org/10.1051/0004-6361:20042238)
- Brinckmann, T., & Lesgourgues, J. 2018. <https://arxiv.org/abs/1804.07261>
- Brout, D., Scolnic, D., Popovic, B., et al. 2022, *The Astrophysical Journal*, 938, 110, doi: [10.3847/1538-4357/ac8e04](https://doi.org/10.3847/1538-4357/ac8e04)
- Buen-Abad, M. A., Essig, R., McKeen, D., & Zhong, Y.-M. 2022, *Physics Reports*, 961, 1, doi: [10.1016/j.physrep.2022.02.006](https://doi.org/10.1016/j.physrep.2022.02.006)
- Cabass, G., Ivanov, M. M., Lewandowski, M., Mirbabayi, M., & Simonović, M. 2022, in *2022 Snowmass Summer Study*. <https://arxiv.org/abs/2203.08232>
- Carrasco, J. J. M., Hertzberg, M. P., & Senatore, L. 2012, *Journal of High Energy Physics*, 2012, doi: [10.1007/jhep09\(2012\)082](https://doi.org/10.1007/jhep09(2012)082)
- Chabanier, S., Millea, M., & Palanque-Delabrouille, N. 2019, *Monthly Notices of the Royal Astronomical Society*, 489, 2247, doi: [10.1093/mnras/stz2310](https://doi.org/10.1093/mnras/stz2310)
- Chaves-Montero, J., Angulo, R. E., & Contreras, S. 2022, *The galaxy formation origin of the lensing is low problem*, arXiv, doi: [10.48550/ARXIV.2211.01744](https://doi.org/10.48550/ARXIV.2211.01744)
- Chen, S.-F., Vlah, Z., & White, M. 2022, *JCAP*, 02, 008, doi: [10.1088/1475-7516/2022/02/008](https://doi.org/10.1088/1475-7516/2022/02/008)
- Chudaykin, A., Dolgikh, K., & Ivanov, M. M. 2021, *Phys. Rev. D*, 103, 023507, doi: [10.1103/PhysRevD.103.023507](https://doi.org/10.1103/PhysRevD.103.023507)
- Chudaykin, A., & Ivanov, M. M. 2019, *JCAP*, 11, 034, doi: [10.1088/1475-7516/2019/11/034](https://doi.org/10.1088/1475-7516/2019/11/034)
- . 2022. <https://arxiv.org/abs/2210.17044>
- Chudaykin, A., Ivanov, M. M., Philcox, O. H., & Simonović, M. 2020, *Physical Review D*, 102, doi: [10.1103/physrevd.102.063533](https://doi.org/10.1103/physrevd.102.063533)
- Cushman, P., Galbiati, C., McKinsey, D. N., et al. 2013, *Snowmass CF1 Summary: WIMP Dark Matter Direct Detection*, arXiv, doi: [10.48550/ARXIV.1310.8327](https://doi.org/10.48550/ARXIV.1310.8327)
- DES Collaboration, Abbott, T. M. C., Aguena, M., et al. 2022, *Dark Energy Survey Year 3 Results: Constraints on extensions to Λ CDM with weak lensing and galaxy clustering*, arXiv, doi: [10.48550/ARXIV.2207.05766](https://doi.org/10.48550/ARXIV.2207.05766)
- Drlica-Wagner, A., Mao, Y.-Y., Adhikari, S., et al. 2019, *Probing the Fundamental Nature of Dark Matter with the Large Synoptic Survey Telescope*. <https://arxiv.org/abs/1902.01055>
- Dvorkin, C., Blum, K., & Kamionkowski, M. 2014, *Phys. Rev. D*, 89, 023519, doi: [10.1103/PhysRevD.89.023519](https://doi.org/10.1103/PhysRevD.89.023519)
- Gluscevic, V., & Boddy, K. K. 2018, *Physical Review Letters*, 121, doi: [10.1103/physrevlett.121.081301](https://doi.org/10.1103/physrevlett.121.081301)
- Gluscevic, V., & Peter, A. H. 2014, *Journal of Cosmology and Astroparticle Physics*, 2014, 040, doi: [10.1088/1475-7516/2014/09/040](https://doi.org/10.1088/1475-7516/2014/09/040)
- Gluscevic, V., Ali-Haimoud, Y., Bechtol, K., et al. 2019, *Cosmological Probes of Dark Matter Interactions: The Next Decade*, arXiv, doi: [10.48550/ARXIV.1903.05140](https://doi.org/10.48550/ARXIV.1903.05140)
- Goldstein, S., Hill, J. C., Iršič, V., & Sherwin, B. D. 2023. <https://arxiv.org/abs/2303.00746>
- Hikage, C., et al. 2019, *Publ. Astron. Soc. Jap.*, 71, 43, doi: [10.1093/pasj/psz010](https://doi.org/10.1093/pasj/psz010)
- Hill, J. C., McDonough, E., Toomey, M. W., & Alexander, S. 2020, *Physical Review D*, 102, doi: [10.1103/physrevd.102.043507](https://doi.org/10.1103/physrevd.102.043507)
- Hooper, D. C., Schöneberg, N., Murgia, R., et al. 2022, *Journal of Cosmology and Astroparticle Physics*, 2022, 032, doi: [10.1088/1475-7516/2022/10/032](https://doi.org/10.1088/1475-7516/2022/10/032)
- Ivanov, M. M. 2021, *Phys. Rev. D*, 104, 103514, doi: [10.1103/PhysRevD.104.103514](https://doi.org/10.1103/PhysRevD.104.103514)
- . 2022. <https://arxiv.org/abs/2212.08488>
- Ivanov, M. M., McDonough, E., Hill, J. C., et al. 2020a, *Phys. Rev. D*, 102, 103502, doi: [10.1103/PhysRevD.102.103502](https://doi.org/10.1103/PhysRevD.102.103502)
- Ivanov, M. M., Philcox, O. H. E., Nishimichi, T., et al. 2022a, *Phys. Rev. D*, 105, 063512, doi: [10.1103/PhysRevD.105.063512](https://doi.org/10.1103/PhysRevD.105.063512)
- Ivanov, M. M., Philcox, O. H. E., Simonović, M., et al. 2022b, *Phys. Rev. D*, 105, 043531, doi: [10.1103/PhysRevD.105.043531](https://doi.org/10.1103/PhysRevD.105.043531)
- Ivanov, M. M., Simonović, M., & Zaldarriaga, M. 2020b, *Journal of Cosmology and Astroparticle Physics*, 2020, 042, doi: [10.1088/1475-7516/2020/05/042](https://doi.org/10.1088/1475-7516/2020/05/042)
- Ivanov, M. M., Simonović, M., & Zaldarriaga, M. 2020c, *Phys. Rev. D*, 101, 083504, doi: [10.1103/PhysRevD.101.083504](https://doi.org/10.1103/PhysRevD.101.083504)
- Ivezić, Ž., Kahn, S. M., Tyson, J. A., et al. 2019, *ApJ*, 873, 111, doi: [10.3847/1538-4357/ab042c](https://doi.org/10.3847/1538-4357/ab042c)
- Kim, Y., Lindner, A., & Semertzidis, Y. K., eds. 2017, 12th "Patras" Workshop on Axions, WIMPs and WISPs, PATRAS 2016, DESY-PROC (Hamburg: Verlag Deutsches Elektronen-Synchrotron), doi: [10.3204/PUBDB-2017-11637](https://doi.org/10.3204/PUBDB-2017-11637)
- Leauthaud, A., et al. 2017, *Mon. Not. Roy. Astron. Soc.*, 467, 3024, doi: [10.1093/mnras/stx258](https://doi.org/10.1093/mnras/stx258)
- Lewin, J. D., & Smith, P. F. 1996, *Astropart. Phys.*, 6, 87, doi: [10.1016/S0927-6505\(96\)00047-3](https://doi.org/10.1016/S0927-6505(96)00047-3)
- Li, Z., An, R., Gluscevic, V., et al. 2022, *The Atacama Cosmology Telescope: limits on dark matter-baryon interactions from DR4 power spectra*, arXiv, doi: [10.48550/ARXIV.2208.08985](https://doi.org/10.48550/ARXIV.2208.08985)
- Maamari, K., Gluscevic, V., Boddy, K. K., Nadler, E. O., & Wechsler, R. H. 2021, *The Astrophysical Journal Letters*, 907, L46, doi: [10.3847/2041-8213/abd807](https://doi.org/10.3847/2041-8213/abd807)

- Nadler, E., Drlica-Wagner, A., Bechtol, K., et al. 2021, *Physical Review Letters*, 126, doi: [10.1103/physrevlett.126.091101](https://doi.org/10.1103/physrevlett.126.091101)
- Nadler, E. O., Gluscevic, V., Boddy, K. K., & Wechsler, R. H. 2019, *The Astrophysical Journal*, 878, L32, doi: [10.3847/2041-8213/ab1eb2](https://doi.org/10.3847/2041-8213/ab1eb2)
- Nguyen, D. V., Sarnaaik, D., Boddy, K. K., Nadler, E. O., & Gluscevic, V. 2021, *Phys. Rev. D*, 104, 103521, doi: [10.1103/PhysRevD.104.103521](https://doi.org/10.1103/PhysRevD.104.103521)
- Philcox, O. H. E., & Ivanov, M. M. 2022, *Phys. Rev. D*, 105, 043517, doi: [10.1103/PhysRevD.105.043517](https://doi.org/10.1103/PhysRevD.105.043517)
- Philcox, O. H. E., Ivanov, M. M., Simonović, M., & Zaldarriaga, M. 2020, *JCAP*, 05, 032, doi: [10.1088/1475-7516/2020/05/032](https://doi.org/10.1088/1475-7516/2020/05/032)
- Poulin, V., Bernal, J. L., Kovetz, E., & Kamionkowski, M. 2022, *The Sigma-8 Tension is a Drag*, arXiv, doi: [10.48550/ARXIV.2209.06217](https://doi.org/10.48550/ARXIV.2209.06217)
- Preston, C., Amon, A., & Efstathiou, G. 2023. <https://arxiv.org/abs/2305.09827>
- Qu, F. J., Sherwin, B. D., Madhavacheril, M. S., et al. 2023, *The Atacama Cosmology Telescope: A Measurement of the DR6 CMB Lensing Power Spectrum and its Implications for Structure Growth*. <https://arxiv.org/abs/2304.05202>
- Rogers, K. K., Dvorkin, C., & Peiris, H. V. 2022, *Physical Review Letters*, 128, doi: [10.1103/physrevlett.128.171301](https://doi.org/10.1103/physrevlett.128.171301)
- Rogers, K. K., Hložek, R., Laguë, A., et al. 2023. <https://arxiv.org/abs/2301.08361>
- Sailer, N., Castorina, E., Ferraro, S., & White, M. 2021, *JCAP*, 12, 049, doi: [10.1088/1475-7516/2021/12/049](https://doi.org/10.1088/1475-7516/2021/12/049)
- Sigurdson, K., Doran, M., Kurylov, A., Caldwell, R. R., & Kamionkowski, M. 2004, *Phys. Rev. D*, 70, 083501, doi: [10.1103/PhysRevD.70.083501](https://doi.org/10.1103/PhysRevD.70.083501)
- Slatyer, T. R., & Wu, C.-L. 2018, *Physical Review D*, 98, doi: [10.1103/physrevd.98.023013](https://doi.org/10.1103/physrevd.98.023013)
- Tseliaikhovich, D., & Hirata, C. 2010, *Phys. Rev. D*, 82, 083520, doi: [10.1103/PhysRevD.82.083520](https://doi.org/10.1103/PhysRevD.82.083520)
- Valentino, E. D., Anchordoqui, L. A., Özgür Akarsu, et al. 2021a, *Astroparticle Physics*, 131, 102604, doi: [10.1016/j.astropartphys.2021.102604](https://doi.org/10.1016/j.astropartphys.2021.102604)
- . 2021b, *Astroparticle Physics*, 131, 102605, doi: [10.1016/j.astropartphys.2021.102605](https://doi.org/10.1016/j.astropartphys.2021.102605)
- Xu, W. L., Dvorkin, C., & Chael, A. 2018, *Physical Review D*, 97, doi: [10.1103/physrevd.97.103530](https://doi.org/10.1103/physrevd.97.103530)
- Xu, X., & Farrar, G. R. 2021, *Constraints on GeV Dark Matter interaction with baryons, from a novel Dewar experiment*, arXiv, doi: [10.48550/ARXIV.2112.00707](https://doi.org/10.48550/ARXIV.2112.00707)
- Ye, G., Zhang, J., & Piao, Y.-S. 2021, *Resolving both H_0 and S_8 tensions with AdS early dark energy and ultralight axion*, arXiv, doi: [10.48550/ARXIV.2107.13391](https://doi.org/10.48550/ARXIV.2107.13391)
- Zhang, P., D’Amico, G., Senatore, L., Zhao, C., & Cai, Y. 2022, *JCAP*, 02, 036, doi: [10.1088/1475-7516/2022/02/036](https://doi.org/10.1088/1475-7516/2022/02/036)