

Range-controlled random walks

L. Régnier,¹ O. Bénichou,¹ and P. L. Krapivsky^{2,3}

¹*Laboratoire de Physique Théorique de la Matière Condensée,
CNRS/Sorbonne Université, 75005 Paris, France*

²*Department of Physics, Boston University, Boston, Massachusetts 02215, USA*

³*Santa Fe Institute, Santa Fe, New Mexico 87501, USA*

We introduce range-controlled random walks with hopping rates depending on the range \mathcal{N} , that is, the total number of previously visited sites. We analyze a one-parameter class of models with a hopping rate \mathcal{N}^a and determine the large time behavior of the average range, as well as its complete distribution in two limit cases. We find that the behavior drastically changes depending on whether the exponent a is smaller, equal, or larger than the critical value, a_d , depending only on the spatial dimension d . When $a > a_d$, the forager covers the infinite lattice in a finite time. The critical exponent is $a_1 = 2$ and $a_d = 1$ when $d \geq 2$. We also consider the case of two foragers who compete for food, with hopping rates depending on the number of sites each visited before the other. Surprising behaviors occur in one dimension where a single walker dominates and finds most of the sites when $a > 1$, while for $a < 1$, the walkers evenly explore the line. We compute the gain of efficiency in visiting sites by adding one walker.

The range $\mathcal{N}(t)$, that is, the number of distinct sites visited at time t , is the key observable of the random walk theory. This quantity has been the subject of a large number of works in various fields, ranging from physics and chemistry to ecology [1–4]. A key result is that the average range of the symmetric nearest-neighbor random walk exhibits the following asymptotic behaviors [5]

$$N(t) \equiv \langle \mathcal{N}(t) \rangle \sim \begin{cases} \sqrt{\frac{8t}{\pi}} & d = 1 \\ \frac{\pi t}{\ln t} & d = 2 \\ t/W_d & d > 2 \end{cases} \quad (1)$$

where W_d are Watson integrals [6–9]. The sublinear behavior in $d \leq 2$ dimensions is a direct consequence of the recurrence of random walks in low dimensions. Beyond the average, the ratio $\sqrt{\text{Var}[\mathcal{N}(t)]}/N(t)$ is known to go to 0 in the large time limit when $d \geq 2$; it remains finite for $d = 1$. Thus the range $\mathcal{N}(t)$ is asymptotically self-averaging random quantity when $d \geq 2$, namely its distribution is asymptotically a Dirac delta function peaked at the average value. In one dimension, the range is a non-self-averaging random quantity.

In addition to its central place in random walk theory, the range has proven to be a fundamental tool to quantify the efficiency of random explorations, as it is the case in foraging theory [10–16]. The minimal models involve a forager, described as a random walker, that gradually depletes the resource contained in a medium as it moves. The medium is a d -dimensional lattice with a food unit at each site at $t = 0$. When the walker encounters a site containing food, it consumes it so that the amount of food collected at time t is the range $\mathcal{N}(t)$. This class of models accounts for the depletion of food induced by the motion of the forager, yet the movement of the walker is not affected by the consumption of resources. However, depending on the situation, the food collected along the path can provide additional energy to search for food or, because it represents extra weight, to slow down the walk. This clear coupling between the range $\mathcal{N}(t)$ and

the dynamical properties of the random walker has not been modeled so far, even at a schematic level.

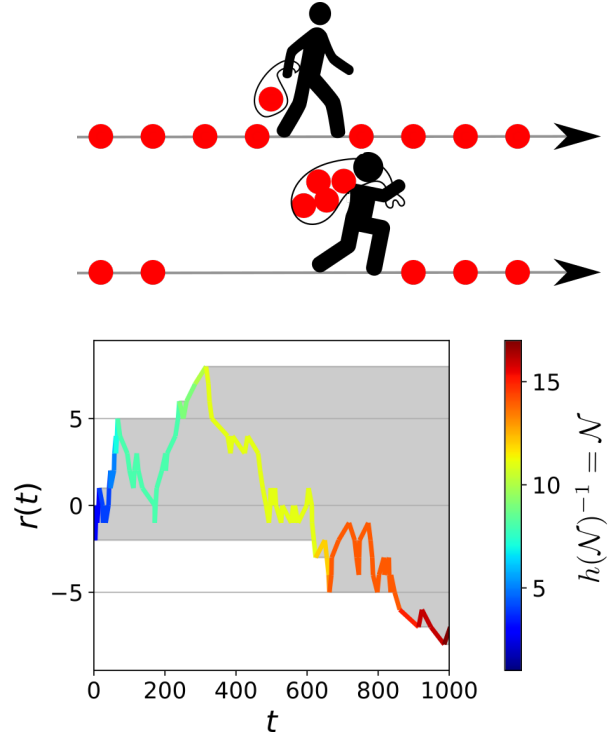


FIG. 1. **Representation of a walker penalized upon acquiring new targets.** Top: Representation of the RW slowed down by the load collected on visited sites. Bottom: Trajectory of a symmetric 1d nearest neighbor random walk in the particular case of hopping rates $h(\mathcal{N})$ varying as the inverse of the number of distinct sites visited, \mathcal{N}^{-1} . The grey area corresponds to the explored territory, and the coloring refers to the number of sites visited.

Here, we fill this gap and introduce range-controlled random walks as a minimal model accounting for this coupling, for which the hopping rate is a monotonic

function $h(\mathcal{N})$ of the range, either increasing or decreasing (see Fig. 1). For concreteness, we consider the case where the hopping rate is a power of the amount of collected food: $h(\mathcal{N}) = \mathcal{N}^a$. However, our results still apply when this algebraic dependence holds only asymptotically when $\mathcal{N} \gg 1$. Situations with $a > 0$ mimic the forager becoming faster due to food consumption. Cases with $a < 0$ mimic the forager collecting food, so the increasing load slows down the forager (see Fig. 1). In the context of search problems [16], models with positive [resp. negative] exponent a mimic the walker rewarded [resp. penalized] upon acquiring new targets.

At the theoretical level, range-controlled random walks belong to the class of non-Markovian random walks, in which the memory of trajectory or some of its features influences the choice of destination sites. Representative examples comprise self-avoiding walks [17, 18], true self-avoiding walkers [19–23], self-interacting random walks [24–35] and random walks with reinforcement such as the elephant walks [36–40]. In all of these models, the total hopping rate is kept constant [41]. Determining the range of non-Markovian random walks is notoriously difficult, and very few exact results are available.

Summary of the Results. In this Letter, we quantify the efficiency of d -dimensional range-controlled random walks by determining exact asymptotic expressions of their average range, as well as the full distribution in $d = 1$ and in the $d \rightarrow \infty$ limit. This allows us to unveil a surprising transition and show that the behavior of range-controlled random walks drastically changes depending on whether the exponent a is smaller, equal, or larger than the critical value, a_d , depending only on the spatial dimension: $a_1 = 2$ in $d = 1$ and $a_d = 1$ when $d \geq 2$. The explosive behavior occurs in the supercritical $a > a_d$ regime: The forager covers the entire infinite lattice in a finite time.

The behavior in the $a \leq a_d$ regime can be appreciated from the growth of the average number $N(t)$ of visited sites. When $a < a_d$, the growth is algebraic with a logarithmic correction in two dimensions:

$$N(t) \sim C_d(a) \times \begin{cases} t^{\frac{1}{2-a}} & d = 1 \\ \left(\frac{t}{\ln t}\right)^{\frac{1}{1-a}} & d = 2 \\ t^{\frac{1}{1-a}} & d > 2 \end{cases} \quad (2)$$

The amplitudes are

$$C_1(a) = \frac{2^{1+\frac{1}{2-a}}}{\Gamma\left(\frac{1}{2-a}\right)} \int_0^\infty \frac{dv}{v} \left[\frac{\sqrt{v}}{\cosh v} \right]^{\frac{4}{2-a}}, \quad a < 2 \quad (3a)$$

$$C_2(a) = [\pi(1-a)^2]^{\frac{1}{1-a}}, \quad a < 1 \quad (3b)$$

$$C_d(a) = \left(\frac{1-a}{W_d}\right)^{\frac{1}{1-a}}, \quad a < 1, \quad d \geq 3. \quad (3c)$$

In the critical regime $a = a_d$, the growth is exponential

$$\ln N(t) \sim \begin{cases} \lambda_1 t & d = 1, \quad a = 2 \\ \lambda_2 \sqrt{t} & d = 2, \quad a = 1 \\ \lambda_d t & d > 2, \quad a = 1 \end{cases} \quad (4)$$

with growth rates

$$\lambda_1 = 1, \quad \lambda_2 = \sqrt{2\pi}, \quad \lambda_d = 1/W_d \quad (d > 2). \quad (5)$$

We discuss the competition between two foragers by determining the average number of sites $N_2(t)$ visited by two foragers in $1d$ where their respective hopping rate depends on the number of distinct sites the walker visited before the other. In particular, by defining $N_1(t)$ as the average number of sites visited by a single walker (without any other walker), we get an analytical value for the ratio at large times:

$$\lim_{t \rightarrow \infty} \frac{N_2(t)}{N_1(t)} = r_2(a) = \begin{cases} 2^{\frac{1-a}{2-a}} & a < 1 \\ 1 & a > 1. \end{cases} \quad (6)$$

This ratio quantifies the efficiency gain in finding new sites by adding one random walker. In particular, we observe that for foragers accelerating fast enough with the number of sites visited ($a > 1$), there is no gain in adding the second walker.

One dimension. Let $P_n(t) \equiv \mathbf{P}(\mathcal{N}(t) = n)$ be the range distribution and $\Pi_n(t) \equiv \mathbf{P}(\mathcal{N}(t) \geq n)$ the corresponding complementary cumulative distribution. In the one-dimensional situation, an exact expression for the entire distribution of the range can be obtained. This exact solution relies on the observation that (see [42, 43])

$$\{\mathcal{N}(t) \geq n\} = \left\{ \sum_{k=1}^{n-1} \tau_k \leq t \right\} \quad (7)$$

where τ_k is the time elapsed between the visit of the k^{th} and $(k+1)^{\text{st}}$ site by the random walker defined above. The key points are that (i) during this exploration, the walker has a constant hopping rate, k^a , and (ii) the τ_k 's are independent random variables. Performing the Laplace transform ($\hat{f}(s) \equiv \int_0^\infty f(t)e^{-st}dt$) of the probability of these events we get

$$\hat{\Pi}_n(s) = \frac{1}{s} \prod_{k=1}^{n-1} \hat{F}_k(s) \quad (8)$$

where \hat{F}_k is the Laplace transform of the distribution of the random variable τ_k . Note that τ_k is the exit time of an interval of size k starting at distance 1 from the border. At small s (corresponding to large time), \hat{F}_k is given by the exit time distribution of a continuous Brownian motion with diffusion constant $D_k \equiv \frac{1}{2}k^a$ [4],

$$\hat{F}_k(s) = \frac{\sinh\left(\sqrt{\frac{s}{D_k}}(k-1)\right) + \sinh\left(\sqrt{\frac{s}{D_k}}\right)}{\sinh\left(\sqrt{\frac{s}{D_k}}k\right)}. \quad (9)$$

This expression involves $k/\sqrt{D_k} \propto k^{1-a/2}$, and reveals the existence of three different regimes.

(i) In the subcritical regime $a < a_c = 2$, taking the limit $k \rightarrow \infty$ and $s \rightarrow 0$ while keeping $k^{2-a}s$ finite, gives

$$\widehat{F}_k(s) - 1 \sim -\sqrt{2sk^{-a/2}} \tanh\left(\sqrt{\frac{s}{2}}k^{1-a/2}\right) \quad (10)$$

and then (see Supplementary Material, SM)

$$\begin{aligned} \widehat{P}_n(s) &\sim -\partial_n \widehat{\Pi}_n(s) \\ &\sim -\partial_n \left(\frac{1}{s \cosh\left(n^{1-a/2}s^{1/2}/\sqrt{2}\right)^{\frac{4}{2-a}}} \right). \end{aligned} \quad (11)$$

One can extract the average range, viz. Eqs. (2) and (3a), from the small s asymptotic. In addition, $P_n(t)$ acquires a scaling form

$$P_n(t) = t^{-\frac{1}{2-a}} \phi_a(x), \quad x = n/t^{\frac{1}{2-a}} \quad (12)$$

where ϕ_a is a function of the scaling variable x depending on the exponent a . Explicit analytical expressions are provided and displayed in SM S1 for accelerated ($a = 1$) and slowed down ($a = -2$) foragers.

(ii) In the critical regime, $a = a_c = 2$ in one dimension, $\widehat{F}_k(s) - 1 \sim -s/k$ and

$$P_n(t) \sim \delta(n - e^t) \quad (13)$$

(see SM S1 for details). Thus $N(t)$ is asymptotically deterministic, chiefly characterized by exponentially growing average $e^{\lambda_1 t}$ with $\lambda_1 = 1$ as stated in Eq. (5).

(iii) In the supercritical regime, $a > a_c = 2$, the dynamics is explosive, and the entire infinite lattice is covered in a finite time (see SM S2 for the asymptotic behavior in the $0 < a - a_c \ll 1$ limit).

Infinite dimension. In the $d \rightarrow \infty$ limit, the entire distribution of the range can also be obtained. To mimic the infinite dimension limit, consider a complete graph with $K + 1$ vertices. The random walker hops to neighboring sites with equal probability. The probability $P_n(t)$ satisfies

$$\dot{P}_n = \left[1 - \frac{n-2}{K}\right] (n-1)^a P_{n-1} - \left[1 - \frac{n-1}{K}\right] n^a P_n \quad (14)$$

where $n = 1, \dots, K + 1$ and $P_n(0) = \delta_{n,1}$. For large graphs, $K \gg 1$, one replaces (14) by an infinite set of linear equations

$$\dot{P}_n = (n-1)^a P_{n-1} - n^a P_n \quad (15)$$

that can be used as long as $n \ll K$.

In the critical regime, $a_\infty = 1$, we have

$$\dot{P}_n = (n-1)P_{n-1} - nP_n \quad (16)$$

from which

$$P_n = e^{-t} [1 - e^{-t}]^{n-1}, \quad (17)$$

leading to $N(t) = \sum_{n \geq 1} n P_n(t) = e^t$. The growth rate $\lambda_\infty = 1$ corroborates our prediction $\lambda_d = 1/W_d$, see Eq. (5), as

$$W_d \equiv \int_0^{2\pi} \cdots \int_0^{2\pi} \left[1 - \frac{1}{d} \sum_{i=1}^d \cos q_i\right]^{-1} \prod_{i=1}^d \frac{dq_i}{2\pi} \quad (18)$$

goes to 1 in the $d \rightarrow \infty$ limit.

In the subcritical regime, $a < 1$, we focus on the long time behavior and employ continuum methods, namely we treat n as a continuous variable. The right-hand side of (15) is $Q_{n-1} - Q_n$ with $Q_n = n^a P_n$, so in the continuum approximation it becomes

$$(\partial_t + \partial_m)Q = \frac{1}{2} \partial_m \{ [(1-a)m]^{-\frac{a}{1-a}} \partial_m Q \} \quad (19)$$

with $m = (1-a)^{-1} n^{1-a}$. Solving (19) yields

$$P_n \sim \frac{n^a}{\sqrt{2\pi\tau}} \exp\left[-\frac{(m-t)^2}{2\tau}\right], \quad \tau = [(1-a)t]^{\frac{1}{1-a}} \quad (20)$$

Thus on the complete graph the average N and the variance V of the number of visited sites exhibit asymptotically identical growth:

$$N \sim [(1-a)t]^{\frac{1}{1-a}} \sim V \quad (21)$$

This shows the self-averaging nature of \mathcal{N} in the subcritical regime (for $d \rightarrow \infty$) as the standard deviation is negligible compared to the average.

Finite dimensions. When $a \leq a_d$, the asymptotic behavior of the average range can be obtained from heuristic arguments. Let us first re-write (1) in the form [44]

$$N \sim \begin{cases} \sqrt{\frac{8ht}{\pi}} & d = 1 \\ \frac{\pi ht}{\ln(ht)} & d = 2 \\ ht/W_d & d > 2 \end{cases} \quad (22)$$

applicable to arbitrary *constant* hopping rate h . In the case of varying hopping rates, we use (22) and a self-consistent estimate $h = N^a$ of the typical hopping rate. In one dimension, for instance, this leads to $N \propto \sqrt{N^a t}$, from which $N \propto t^{\frac{1}{2-a}}$, in agreement with the exact solution provided in Eq. (2). Similarly we arrive at the announced growth laws (2) in higher dimensions. These results show that $a_d = 1$ when $d \geq 2$. We now turn to the determination of the amplitudes $C_d(a)$ (for $a < a_d$) and the growth rates λ_d (for $a = a_d$).

We start with the case $d > 2$ and note that the proper interpretation of (1) in $d > 2$ dimensions is that a random walker hops to unvisited sites with probability that approaches $1/W_d$ [2]. Thus

$$N(t) \sim (W_d)^{-1} H(t) \quad (23)$$

where H is the average total number of hops. Using

$$H(t) \sim \int_0^t d\tau [N(\tau)]^a \sim (1-a)[C_d(a)]^a t^{\frac{1}{1-a}} \quad (24)$$

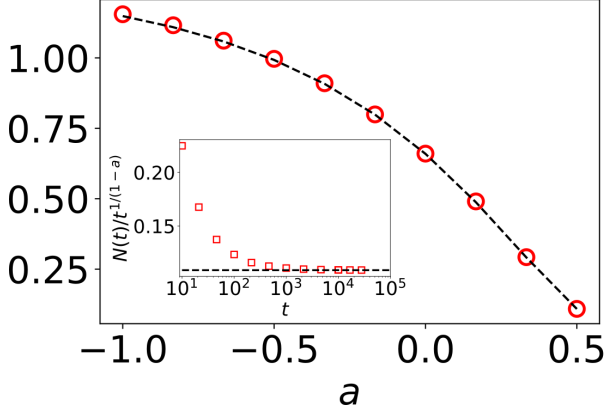


FIG. 2. Comparison of the coefficient $C_3(a)$ obtained in (3c) (black dashed line) and the results of numerical simulations (red circles) obtained by evaluating $\lim_{t \rightarrow \infty} \frac{N(t)}{t^{1/(1-a)}}$. The subfigure represents $N(t)/t^{1/(1-a)}$ (red squares) for increasing values of t in the particular case $a = 1/2$. It shows the convergence to $C_3(a)$ (black dashed line).

we arrive at $C_d(a) = (1-a)[C_d(a)]^a/W_d$ leading to the announced result (3c).

The relation (23) is asymptotically exact, but averaging the total number of hops

$$\mathcal{H} = \int_0^t d\tau [N(\tau)]^a \quad (25)$$

gives (24) only if $\langle \mathcal{N}^a \rangle = \langle \mathcal{N} \rangle^a$. This is erroneous (when $a \neq 1$) if the random quantity \mathcal{N} is non-self-averaging as it is in one dimension. Since \mathcal{N} is self-averaging if $d \geq 2$, the prediction (3c) is exact (see also the agreement with numerical simulations displayed in Fig. 2). In the critical regime, $a = 1$, we have $\dot{H} = N$ which we insert into (23) and obtain the differential equation

$$\dot{H} = H/W_d$$

whose solution is $H \propto e^{t/W_d}$. The range is also exponential confirming (4) and (5) for $d > 2$.

In two dimensions, the exact asymptotic in (1) implies $N \sim \pi H / \ln H$. When $a < 1$, we use (2) to yield

$$\begin{aligned} H &\sim \int_0^t d\tau [N(\tau)]^a \\ &\sim (1-a)[C_2(a)]^a t^{\frac{1}{1-a}} (\ln t)^{-\frac{a}{1-a}}. \end{aligned} \quad (26)$$

Equating $N \sim C_2(a)(t/\ln t)^{\frac{1}{1-a}}$ to

$$\frac{\pi H}{\ln H} \sim \pi(1-a)^2 [C_2(a)]^a (t/\ln t)^{\frac{1}{1-a}}$$

fixes the amplitude and yields the announced result (3b). In the critical $a = 1$ regime, the growth is stretched expo-

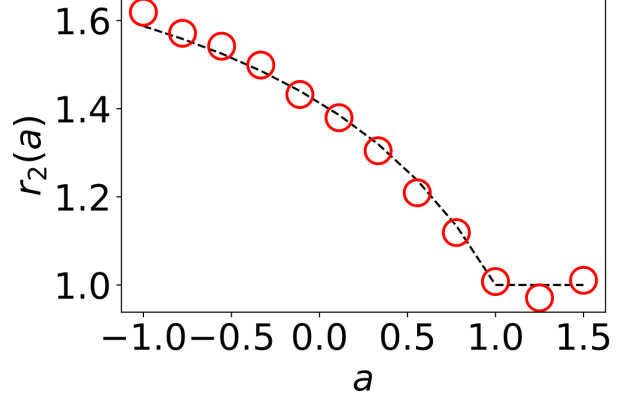


FIG. 3. Comparison of the theoretical prediction of the ratio $r_2(a) = \max\left(1, 2^{\frac{1}{2-a}}\right)$ (black dashed lines) and numerical simulation $\lim_{t \rightarrow \infty} \frac{N_2(t)}{N_1(t)}$ (red circles, whose diameters correspond to the largest error bar estimation) of the average number of sites visited by two foragers, $N_2(t)$, versus the average number of sites visited by a single one, $N_1(t)$.

ponential in two dimensions (see (4)). Indeed, $H(t)$ asymptotically satisfies

$$\dot{H} = \frac{\pi H}{\ln H} \quad (27)$$

whose solution is $H \propto e^{\sqrt{2\pi}t}$. This confirms (4) with $\lambda_2 = \sqrt{2\pi}$ in two dimensions. Thus we have established (4) and (5) in all dimensions (see SM Fig. 2 for the comparison with numerical simulations).

Two foragers. We now discuss the competition of foragers. The forager with label j has the hopping rate \mathcal{F}_j^a , where \mathcal{F}_j is the number of sites first visited by the forager. For one forager, $\mathcal{F}_1 = N_1$ is just the range. For two foragers, $\mathcal{F}_1 + \mathcal{F}_2 = N_2$ is the total range. Foragers do not directly interact, but their motion changes the environment that, in turn, affects the motion of the foragers.

To compare the two-foragers and the single-forager cases, we consider the ratio N_2/N_1 of the average numbers of visited sites in both settings. The ratio $r_2(a)$ defined in Eq. (6) depends only on the exponent a and is non-trivial only in one dimension, as $r_2(a) = 2$ for $d \geq 2$. Hereinafter we consider foraging in one dimension in the non-explosive regime, $a \leq 2$. For one-dimensional random walkers, the ratio $r_2(0) = \sqrt{2}$ is smaller than 2 reflecting the severe space limitation in one dimension (see SM S3 for derivation).

In SM, we outline heuristic arguments giving (6). One has to differentiate between two regimes, $a < 1$ and $a > 1$ (see Fig 3). When $a < 1$, both foragers visit the one-dimensional lattice equally (on average). Thus the rate of finding new sites is known by solving the problem at $a = 0$. Using a proper rescaling of the times by $(N_2/2)^a$ corresponding to the hopping rate of one of the forager (similarly to what we did in (22)), one establishes (6).

When $a > 1$, the hypothesis that sites are equally visited breaks down. To understand the transition, suppose one walker (W_1) has found $k \gg 1$ sites, while the other (W_2) has found $\ell \ll k$ sites. If W_2 finds a new site at some time $t \gg 1$, which walker will be first to find a new site? The walker W_2 will find a new site in a typical time $\propto k/\ell^a$, as it is positioned at distance 1 of the border of the interval of size $k + \ell \approx k$. The position of W_1 is unknown, effectively uniform in the interval of size k , but it hops much faster than W_2 and so the average time of finding a new site is $k^2/k^a = k^{2-a}$. Thus, if $a > 1$, even though it is further away from the border than W_2 , the walker W_1 will be the first to find a new site ($k^{2-a} \ll k/\ell^a$). This situation is stable if $a > 1$ (the dominant walker with the most visited sites will become more and more dominating) and unstable if $a < 1$ (the subdominant walker catches up). The theoretical prediction is validated by numerical simulations (Fig. 3).

Thus two identical range-controlled walkers with exponent $a > 1$ provide an extreme manifestation of the rich get richer Matthew effect: The winner finds almost all sites, while the loser only a finite number of sites throughout the entire evolution. When $a < 1$, the behavior is egalitarian, namely on average each walker finds asymptotically equal number of sites. In a given realization, at any moment one walker is the leader and another is the laggard, but the leadership changes. For ordinary random walks ($a = 0$), the number of ties apparently grows

logarithmically with time [45].

We introduced random walks with range-dependent hopping rates behaving as N^a when $N \gg 1$. Our analysis provides the exact full distribution of the range in one dimension, and also on a complete graph mimicking an infinite-dimensional setting. For a random walk on a hyper-cubic lattice \mathbb{Z}^d with $d \geq 2$, we used a heuristic approach relying on results for the classical random walk ($a = 0$). We argued that this argument gives asymptotically exact results for the average range when $d \geq 2$. The above sub-critical behaviors occur when $a < a_d$ with $a_1 = 2$ and $a_d = 1$ when $d \geq 2$. When $a > a_d$, the entire infinite lattice \mathbb{Z}^d is covered in a finite time.

For a few random walkers, there is an indirect interaction if the hopping rates scale algebraically with the number of sites found (first visited) by the walker. For two walkers in one dimension, the average explored range is asymptotically the same as for the single walker when $a \geq 1$ as one walker range overwhelms the other, while for $a \leq 1$, they find new sites evenly (on average). This opens new interesting directions for models of competition for food. For starving random walks [46] in which a random walker stops (or dies) whenever it does not find new sites (food) before a time S , how does the fact of having one competitor might affect its own survival time? Besides, questions concerning fluctuations and commonly visited range are also interesting even for ordinary non-interacting random walks [45, 47, 48], and they are totally open for our indirectly interacting random walkers.

-
- [1] G. H. Weiss and R. J. Rubin, in *Adv. Chem. Phys.*, Vol. 52, edited by I. Prigogine and S. A. Rice (Wiley-Interscience, 1983) pp. 363–505.
 - [2] B. Hughes, *Random Walks and Random Environments, Vol. 1: Random Walks*, Oxford science publications (Clarendon Press, 1996).
 - [3] G. H. Weiss, *Aspects and Applications of the Random Walk* (North-Holland, Amsterdam, 1994).
 - [4] S. Redner, *A Guide to First-Passage Processes* (Cambridge University Press, Cambridge, UK, 2001).
 - [5] We consider hyper-cubic lattices, so e.g. the prediction of (1) in two dimensions refers to the square grid.
 - [6] G. N. Watson, *Quart. J. Math. Oxford* **10**, 266 (1939).
 - [7] M. L. Glasser and I. J. Zucker, *Proc. Natl. Acad. Sci. U.S.A.* **74**, 1800 (1977).
 - [8] A. J. Guttmann, *J. Phys. A* **43**, 305205 (2010).
 - [9] I. J. Zucker, *J. Stat. Phys.* **145**, 591 (2011).
 - [10] H. Larralde, P. Trunfio, H. E. Stanley, and G. H. Weiss, *Nature* **355**, 423 (1992).
 - [11] H. Larralde, P. Trunfio, S. Havlin, H. E. Stanley, and G. H. Weiss, *Phys. Rev. A* **45**, 7128 (1992).
 - [12] G. Viswanathan, S. V. Buldyrev, S. Havlin, M. G. E. da Luz, E. P. Raposo, and H. E. Stanley, *Nature* **401**, 911 (1999).
 - [13] G. M. Viswanathan, M. G. D. Luz, E. P. Raposo, and H. E. Stanley, *The physics of foraging: an introduction to random searches and biological encounters* (Cambridge University Press, Cambridge, UK, 2011).
 - [14] D. Ben-Avraham and S. Havlin, *Diffusion and reactions in fractals and disordered systems* (Cambridge University Press, Cambridge, UK, 2000).
 - [15] O. Bénichou, M. Coppey, M. Moreau, P. H. Suet, and R. Voituriez, *J. Phys.: Condens. Matter* **17**, S4275 (2005).
 - [16] O. Bénichou, C. Loverdo, M. Moreau, and R. Voituriez, *Rev. Mod. Phys.* **83**, 81 (2011).
 - [17] J. Rudnick and G. Gaspari, *Elements of the Random Walk: An Introduction for Advanced Students and Researchers* (Cambridge University Press, Cambridge, New York, 2004).
 - [18] N. Madras and G. Slade, *The Self-Avoiding Walk* (Birkhäuser, New York, NY, 2013).
 - [19] D. J. Amit, G. Parisi, and L. Peliti, *Phys. Rev. B* **27**, 1635 (1983).
 - [20] L. Pietronero, *Phys. Rev. B* **27**, 5887 (1983).
 - [21] S. P. Obukhov and L. Peliti, *J. Phys. A* **16**, L147 (1983).
 - [22] L. Peliti and L. Pietronero, *Riv. Nuovo Cim* **10**, 1 (1987).
 - [23] P. Grassberger, *Phys. Rev. Lett.* **119**, 140601 (2017).
 - [24] M. Perman and W. Werner, *Probab. Theory Related Fields* **108**, 357 (1997).
 - [25] B. Davis, *Probab. Theory Relat. Fields* **1**, 501 (1999).
 - [26] P. Pemantle and S. Volkov, *Ann. Probab.* **27**, 1368 (1999).
 - [27] R. Dickman and D. ben Avraham, *Phys. Rev. E* **64**, 020102 (2001).
 - [28] I. Benjamini and D. Wilson, *Electron. Commun. Probab.*

- 8**, 86 (2003).
- [29] M. P. W. Zerner, *Probab. Theory Relat. Fields* **133**, 98 (2005).
- [30] T. Antal and S. Redner, *J. Phys. A* **38**, 2555 (2005).
- [31] E. Kosygina and M. P. W. Zerner, *Bull. Inst. Math. Acad. Sin. (New Series)* **8**, 105 (2013).
- [32] D. Boyer and C. Solis-Salas, *Phys. Rev. Lett.* **112**, 240601 (2014).
- [33] D. Campos and V. Méndez, *Phys. Rev. E* **99**, 062137 (2019).
- [34] A. Barbier-Chebbah, O. Benichou, and R. Voituriez, *Phys. Rev. E* **102**, 062115 (2020).
- [35] A. Barbier-Chebbah, O. Bénichou, and R. Voituriez, *Phys. Rev. X* **12**, 011052 (2022).
- [36] G. M. Schütz and S. Trimper, *Phys. Rev. E* **70**, 045101 (2004).
- [37] F. N. C. Paraan and J. P. Esguerra, *Phys. Rev. E* **74**, 032101 (2006).
- [38] E. Baur and J. Bertoin, *Phys. Rev. E* **94**, 052134 (2016).
- [39] B. Bercu and L. Laulin, *Stoch. Processes Appl.* **133**, 111 (2021).
- [40] J. Bertoin, *Trans. Amer. Math. Soc.* **375**, 1 (2022).
- [41] One exception is the locally activated random walk model [49] where the hopping rate depends on the number of visits of a specific site.
- [42] L. Régnier, M. Dolgushev, S. Redner, and O. Bénichou, *Phys. Rev. E* **105**, 064104 (2022).
- [43] L. Régnier, M. Dolgushev, S. Redner, and O. Bénichou, *arXiv:2208.03077* (2022).
- [44] The hopping rate is $h = zD$ where z is the lattice coordination number and D the diffusion coefficient of the random walker. Hence $h = 2dD$ for the random walker on the hyper-cubic lattice \mathbb{Z}^d .
- [45] E. Ben-Naim and P. L. Krapivsky, *J. Stat. Mech.* **2022**, 103208 (2022).
- [46] O. Bénichou and S. Redner, *Phys. Rev. Lett.* **113**, 238101 (2014).
- [47] A. Kundu, S. N. Majumdar, and G. Schehr, *Phys. Rev. Lett.* **110**, 220602 (2013).
- [48] S. N. Majumdar and M. V. Tamm, *Phys. Rev. E* **86**, 021135 (2012).
- [49] O. Bénichou, N. Meunier, S. Redner, and R. Voituriez, *Phys. Rev. E* **85**, 021137 (2012).

SUPPLEMENTARY MATERIAL

Range-controlled random walks

L. Régnier, O. Bénichou, and P. L. Krapivsky

CONTENTS

S1. One dimension	1
S2. Finite dimensions	3
S3. Two foragers	3
Supplementary References	5

S1. ONE DIMENSION

Let us derive the distribution of $\mathcal{N}(t)$, Eqs. (11) and (13) of the main text. We start from Eq. (8) of the main text, take the logarithm of the product, use the first term in expansion $\ln \hat{F}_k(s) \sim \hat{F}_k(s) - 1$, and replace summation by integration to yield

$$\ln \left(\prod_{k=1}^n \hat{F}_k(s) \right) \sim \int_1^n (\hat{F}_k(s) - 1) dk \quad (\text{S1})$$

This is the leading asymptotic contribution when $s \rightarrow 0$ and $n \rightarrow \infty$. When $a < 2$, we integrate Eq. (10) over k and obtain Eq. (11). We derive the expression of $C_1(a)$ given in Eq. (3) from the Tauberian theorem and the $s \rightarrow 0$ asymptotic

$$\begin{aligned} \hat{N}(s) &\sim \frac{1}{s} \int_0^\infty \frac{dn}{\cosh(n^{1-a/2} s^{1/2} / \sqrt{2})^{\frac{4}{2-a}}} \\ &\sim \left(\frac{2}{s}\right)^{\frac{3-a}{2-a}} \int_0^\infty \frac{dv}{v} \left(\frac{\sqrt{v}}{\cosh(v)}\right)^{\frac{4}{2-a}}. \end{aligned} \quad (\text{S2})$$

For any value of a , one can invert Laplace transform (11) to obtain the general scaling form

$$P_n(t) = t^{-\frac{1}{2-a}} \phi_a(x), \quad x = n/t^{\frac{1}{2-a}} \quad (\text{S3})$$

with scaling functions ϕ_a depending on a . More explicit results can be obtained for some values of the exponent a . The case $a = 0$ (no range dependence) is known to be [S1],

$$\phi_0(x) = \frac{8}{\sqrt{2\pi}} \sum_{k=1}^{\infty} (-1)^{k-1} k^2 e^{-k^2 x^2 / 2}. \quad (\text{S4})$$

For $a = -2$, one performs the inverse Laplace transform of Eq. (11) and deduces

$$\phi_{-2}(x) = \frac{8\pi}{x^5} \sum_{k=0}^{\infty} (-1)^k (2k+1) e^{-\frac{(2\pi k + \pi)^2}{2x^4}}. \quad (\text{S5})$$

Similarly for $a = 1$,

$$\phi_1(x) = \frac{8}{3x^5} \sum_{k=0}^{\infty} e^{-\frac{(2\pi k + \pi)^2}{2x}} \left[(2\pi k + \pi)^4 - x^3 - 6\pi^2 (2k+1)^2 x + [(2\pi k + \pi)^2 + 3]x^2 \right]. \quad (\text{S6})$$

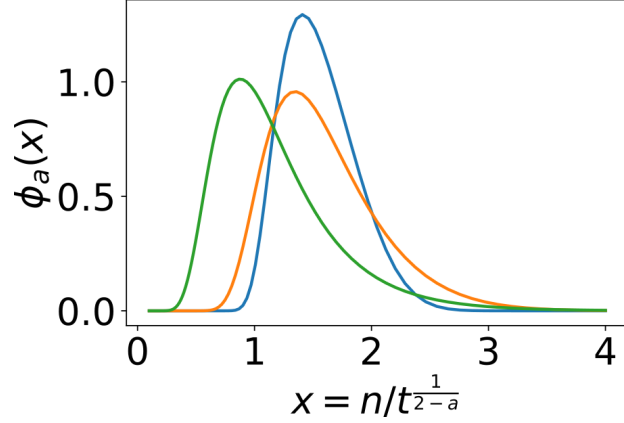


Fig. 1. Scaling function $\phi_a(x)$ of the distribution of distinct sites visited for $a = -2$, $a = 0$ and $a = 1$ (blue, orange and green line respectively) obtained from (S5), (S4) and (S6) respectively.

In Fig. 1 we display $\phi_a(x)$ for three different values of a . For $a = 2$, $\hat{F}_k(s) - 1 \sim -s/k$ results in

$$\hat{\Pi}_n(s) = \frac{1}{sn^s}, \quad (\text{S7})$$

Performing the inverse Laplace transform we obtain Eq. (13). One can generalize the results corresponding to the algebraic dependence of the hopping rate on the range, $h(\mathcal{N}) = \mathcal{N}^a$, to any function of the range. We begin with

$$\hat{F}_k(s) = \frac{\sinh\left(\sqrt{\frac{2s}{h(k)}}(k-1)\right) + \sinh\left(\sqrt{\frac{2s}{h(k)}}\right)}{\sinh\left(\sqrt{\frac{2s}{h(k)}}k\right)} \quad (\text{S8})$$

and take the $k \rightarrow \infty$ and $s \rightarrow 0$ keeping $sk^2/h(k)$ fixed; such limit exists only if $h(k) = o(k^2)$. We obtain

$$\hat{F}_k(s) - 1 \sim -\sqrt{\frac{2s}{h(k)}} \tanh\left(\sqrt{\frac{sk^2}{2h(k)}}\right). \quad (\text{S9})$$

Using the same method as in the main text we deduce the Laplace transform of $\Pi_n(t)$:

$$\hat{\Pi}_n(s) = \frac{1}{s} \exp\left[-\int_0^n \sqrt{\frac{2s}{h(k)}} \tanh\left(\sqrt{\frac{sk^2}{2h(k)}}\right) dk\right]. \quad (\text{S10})$$

The integral is not easily tractable for an arbitrary function h . However, the asymptotic expression given in Eq. (11) still applies for large values of n in the case $h(x) \sim x^a$ as $x \rightarrow \infty$ with $a < 2$. In this situation, keeping $sn^2/h(n) \sim u = sn^{2-a}$ fixed and taking the $n \rightarrow \infty$ and $s \rightarrow 0$ limit we obtain

$$\begin{aligned} \hat{\Pi}_n(s) &= \frac{1}{s} \exp\left[-\sqrt{\frac{2sn^2}{h(n)}} \int_0^1 \sqrt{\frac{h(n)}{h(un)}} \tanh\left(\sqrt{\frac{sn^2}{2h(n)}} u^2 \sqrt{\frac{h(n)}{h(un)}}\right) du\right] \\ &= \frac{1}{s} \exp\left[-\sqrt{2sn^{2-a}} \int_0^1 \frac{1}{u^{a/2}} \tanh\left(\sqrt{\frac{sn^{2-a}}{2}} u^{2-a}\right) du\right] \end{aligned} \quad (\text{S11})$$

which is exactly Eq. (13). This further emphasizes the broad range of application of our method: as long as the time rate has a large range algebraic dependence (lesser than quadratic), the distribution in $1d$ at large times is described by Eq. (13).

S2. FINITE DIMENSIONS

We derive the asymptotic of the average cover time in the supercritical regime, using that

$$T_d(a) = \sum_{k=0}^{\infty} \frac{\langle \tau_k^d \rangle}{k^a} < \infty. \quad (\text{S12})$$

Here τ_k^d is the time elapsed between the visit of the k^{th} and $(k+1)^{\text{st}}$ site by the random walker of unit hopping rate in dimension d (see [S2]). The quantity $\langle \tau_k^d \rangle$ can be interpreted as the hopping rate to unvisited site when the forager has already visited k sites. Thus, from Eq. (22), we obtain (for $a > a_d$)

$$T_d(a) \propto \begin{cases} \sum_{k=1}^{\infty} \frac{k}{k^a} = \zeta(a-1) & d=1 \\ \sum_{k=1}^{\infty} \frac{\ln(k)}{k^a} = -\zeta'(a) & d=2 \\ \sum_{k=1}^{\infty} \frac{1}{k^a} = \zeta(a) & d>2. \end{cases} \quad (\text{S13})$$

The zeta function has a simple pole, $\zeta(a) \sim \frac{1}{a-1}$ when $a \rightarrow 1$. This gives the following asymptotic behaviors close to the critical value,

$$T_d(a) \propto \begin{cases} (a-2)^{-1} & d=1 \\ (a-1)^{-2} & d=2 \\ (a-1)^{-1} & d>2 \end{cases} \quad (\text{S14})$$

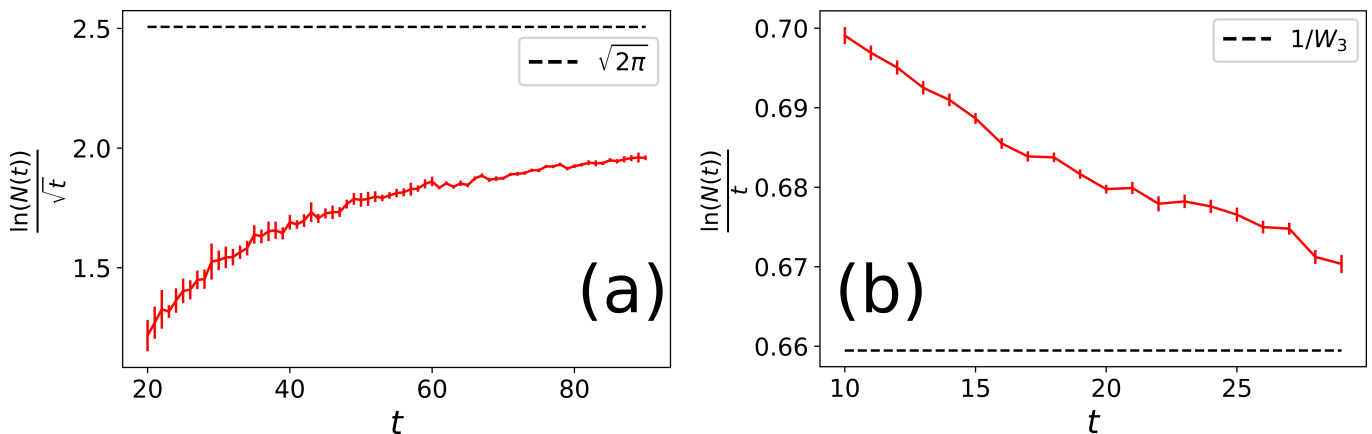


Fig. 2. (a) Plot of $\frac{\ln(N(t))}{\sqrt{t}}$ vs time in $d=2$. (b) Plot of $\frac{\ln(N(t))}{t}$ vs time in $d=3$. Simulation results (red lines) converge to the theoretical predictions for λ_d , where $\lambda_2 = \sqrt{2\pi}$ and $\lambda_3 = 1/W_3$ (black dashed lines). The convergence is slow in two dimensions.

In Fig. 2 we plot $N(t)$ at the critical regime, $a=2$, in dimension 2 and 3. Matching simulation results for $N(t)$ with theory is not easy at large times due to the exponential growth, however agreement is quite good. The scaling in \sqrt{t} ($d=2$) and t ($d=3$) for $\ln N(t)$ is particularly convincing; the approach to the predicted growth rate $\lambda_3 = 1/W_3$ in three dimensions is rather convincing, while in two dimensions the convergence is rather slow.

In Fig. 3, we verify that the method for obtaining the pre-factor of the dominant term of $N(t)$ for different values of a also works in dimension $d=2$. Despite the fact that the convergence is slow, the limit we obtain from the numerical simulations are in agreement with the theoretical prediction.

S3. TWO FORAGERS

For random walkers in one dimension, we can employ the continuum approximation. To derive the value of the ratio defined in Eq. (6) at $a=0$ (no range dependence) we use the expression for the probability the Brownian particle

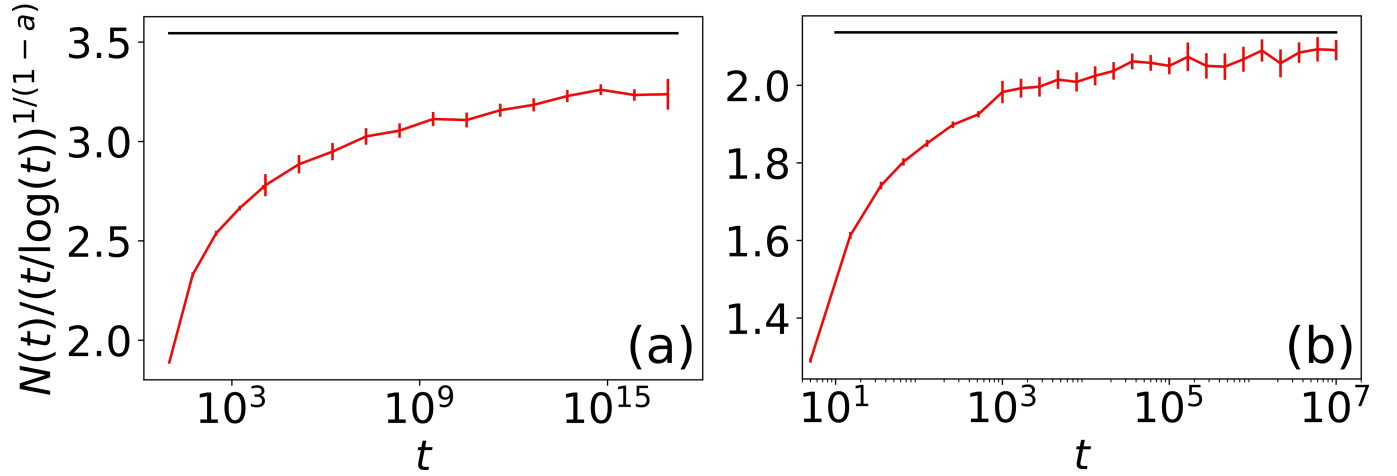


Fig. 3. Simulation results $N(t) \left(\frac{\ln(t)}{t}\right)^{-1/(1-a)}$ in two dimensions for **(a)** $a = -1$ and **(b)** $a = 0.25$. The convergence of simulation results (red lines) to the predicted value [given by Eq. (3b)] of $C_2(a)$ shown by black lines is significantly slower than in $d = 3$, cf. Fig. 2 in the main text.

never crosses m during the time interval $[0, t]$,

$$S(m, t) \equiv \mathbb{P}[x(\tau) < m | 0 \leq \tau \leq t] = \text{Erf}\left(\frac{m}{\sqrt{2t}}\right). \quad (\text{S15})$$

The average number of sites visited by a single random walker during the time interval $(0, t)$ is given by

$$\begin{aligned} N_1 &= 2 \int_0^\infty dm \{1 - S(m, t)\} \\ &= 2\sqrt{2t} \int_0^\infty dz \{1 - \text{Erfc}(z)\} = \sqrt{8t/\pi} \end{aligned} \quad (\text{S16})$$

where $z = m/\sqrt{2t}$, and in the last step in (S16) we have used the identity

$$\sqrt{\pi} \int_0^\infty dz \{1 - \text{Erf}(z)\} = 1.$$

For two random walkers we similarly obtain

$$N_2 = 2\sqrt{2t} \int_0^\infty dz \{1 - [\text{Erf}(z)]^2\} = 4\sqrt{t/\pi} \quad (\text{S17})$$

where in the last step we have used the identity

$$\sqrt{\pi} \int_0^\infty dz \{1 - [\text{Erf}(z)]^2\} = \sqrt{2}.$$

Equations (S16) and (S17) give the announced ratio $r_2(0) = \sqrt{2}$.

In the single-forager setting we have given heuristic arguments in favor of the rate equation Eq. (22), or

$$\frac{dN_1}{dt} = \frac{4}{\pi} N_1^{-1} N_1^a \quad (\text{S18})$$

in the present notation. The factor N_1^a on the RHS accounts for the hopping rate, while the factor $\frac{4}{\pi} N_1^{-1}$ exhibits the proper scaling with N_1 and allows to recover the exact asymptotic answer Eq. (1) for the random walker.

The analogous equation in the two-foragers setting is

$$\frac{dN_2}{dt} = \frac{8}{\pi} N_2^{-1} (N_2/2)^a \quad (\text{S19})$$

The factor $(N_2/2)^a$ accounts for the hopping rate and tacitly assumes that both foragers have consumed half food (hypothesis which breaks down for $a > 1$ as explained in the main text). The factor $\frac{8}{\pi} N_2^{-1}$ exhibits the proper scaling with N_2 and allows to recover the exact asymptotic answer (S17) for two random walkers. Solving (S18) and (S19) yields the announced result Eq. (6) and hence predicts the threshold $a = 1$ at which $r_2(a) = 1$.

SUPPLEMENTARY REFERENCES

- [S1] B. Hughes, *Random Walks and Random Environments, Vol. 1: Random Walks*, Oxford science publications (Clarendon Press, 1996).
- [S2] L. Régnier, M. Dolgushev, S. Redner, and O. Bénichou, “Universal exploration dynamics of random walks,” (2022).