






Systematic analysis of the impacts of symmetry energy parameters on neutron star properties

N. K. Patra¹,* Anagh Venneti², Sk Md Adil Imam^{3,4}, Arunava Mukherjee^{3,4},† and B. K. Agrawal^{3,4},‡

¹Department of Physics, BITS-Pilani, K. K. Birla Goa Campus, Goa 403726, India

²Department of Physics, BITS-Pilani, Hyderabad Campus, Hyderabad - 500078, India

³Saha Institute of Nuclear Physics, 1/AF Bidhannagar, Kolkata 700064, India and

⁴Homi Bhabha National Institute, Anushakti Nagar, Mumbai 400094, India.

(Dated: May 19, 2023)

The impacts of various symmetry energy parameters on the properties of neutron stars (NSs) have been recently investigated, and the outcomes are at variance, as summarized in Table III of Phys. Rev. D 106, 063005 (2022). We have systematically analyzed the correlations of slope and curvature parameters of symmetry energy at the saturation density ($\rho_0 = 0.16\text{fm}^{-3}$) with the tidal deformability and stellar radius of non-spinning neutron stars in the mass range of $1.2 - 1.6M_\odot$ using a large set of minimally constrained equations of state (EoSs). The EoSs at low densities correspond to the nucleonic matter and are constrained by empirical ranges of a few low-order nuclear matter parameters from the finite nuclei data and the pure neutron matter EoS from chiral effective field theory. The EoSs at high densities ($\rho > 1.5 - 2\rho_0$) are obtained by a parametric form for the speed of sound that satisfies the causality condition. Several factors affecting the correlations between the NS properties and the individual symmetry energy parameters usually considered in the literature are explored. These correlations are quite sensitive to the choice of the distributions of symmetry energy parameters and their interdependence. But, variations of NS properties with the pressure of β -equilibrated matter at twice the saturation density remain quite robust which maybe due to the fact that the pressure depends on the combination of multiple nuclear matter parameters that describe the symmetric nuclear matter as well as the density dependence of the symmetry energy. Our results are practically insensitive to the behavior of EoS at high densities.

I. INTRODUCTION

The equations of state (EoSs) of β -equilibrated charge neutral matter and their connections to the properties of neutron stars (NSs) have been studied for the last several decades [1–3]. The precise knowledge of the properties of NS and the data on Heavy ion collisions may constrain the behavior of EoSs at supra-saturation densities [4]. The radius and tidal deformability from a population of neutron stars over a wide range of mass ($1 - 3M_\odot$) would probe the EoS at densities upto a few times ($\sim 2 - 8$) of the saturation density $\rho_0 \approx 0.16\text{fm}^{-3}$ encountered at the center of finite nuclei. The tidal deformability parameter of NS, which encodes the information about the EoS has been inferred for the first time from a gravitational wave event GW170817 observed by the advanced-LIGO [5] and advanced-Virgo detectors [6] from a binary neutron star (BNS) merger with a total mass of the system, $2.74^{+0.04}_{-0.01}M_\odot$ [7, 8]. Another subsequent event GW190425, likely originating from the coalescence of BNSs was observed [9]. The BNS signals emitted from coalescing neutron stars are likely to be observed more frequently in the upcoming runs of LIGO-Virgo-KAGRA and the future detectors, e.g., Einstein Telescope [10] and Cosmic Explorer [11]. The unprecedented constraints on the EoS promised by gravitational wave astronomy through the detailed analysis of gravitational wave parameter estimation have triggered many theoretical investigations of the NS

properties [9, 12–20]. Recently, two different groups of Neutron star Interior Composition Explorer (NICER) X-ray telescopes provided neutron star’s mass and radius simultaneously for PSR J0030+0451 with $R = 13.02^{+1.24}_{-1.06}\text{km}$ for mass $1.44^{+0.15}_{-0.14}M_\odot$ [21] and $R = 12.71^{+1.14}_{-1.19}\text{km}$ for mass $1.34^{+0.15}_{-0.16}M_\odot$ [22], which are the complementary constraints on the EoS. For heavier pulsar PSR J0740+6620, $R = 13.7^{+2.6}_{-1.5}\text{km}$ with mass $2.08 \pm 0.07M_\odot$ [23] and $R = 12.39^{+1.30}_{-0.98}\text{km}$ with mass $2.072^{+0.067}_{-0.066}M_\odot$ [24] were reported. Current observational lower bound on the maximum NS mass is $M_{\text{max}} = 2.35 \pm 0.17M_\odot$ for the black-widow pulsar PSR J0952-0607 [25] that exceeds any previous measurements, including $M_{\text{max}} = 2.27^{+0.17}_{-0.15}M_\odot$ for PSR J2215-5135 [26]. If the observational bounds are reliable, stiffer EoSs are required to support the NS with a mass higher than $2M_\odot$.

The present lower bound on M_{max} suggests that the density at the center of the star with canonical mass $1.4M_\odot$ may lie in the range $\sim 2 - 3\rho_0$ [27, 28]. The behavior of EoSs around ρ_0 may be important in determining the properties of such NSs. It has been shown that the radius of a neutron star with its mass in the range of $1 - 1.4M_\odot$ is strongly correlated with the pressure for β -equilibrated matter at the densities $1 - 2\rho_0$ [29]. Similar analyses have been extended to the tidal deformability, which is also found to be strongly correlated with pressure at $2\rho_0$ [30–32]. The EoS for β -equilibrated matter can be decomposed into that for symmetric nuclear matter and density-dependent symmetry energy. It may be important to constrain them individually. Recently, it is shown in Ref. [33] that the accurate knowledge of the equation of state of β -equilibrated matter may not be resolved appropriately into its two main components, symmetric nuclear matter, and density-dependent symmetry energy. Similar conclusions are also drawn in references [34, 35].

*Electronic address: nareshkumarpatra3@gmail.com

†Electronic address: arunava.mukherjee@saha.ac.in

‡Electronic address: bijay.agrawal@saha.ac.in

There have been several attempts to study the correlations of radius and tidal deformability of a neutron star with individual nuclear matter parameters which determine the density-dependence of symmetry energy [13, 30, 31, 36–46]. The nuclear matter parameters, often drawn randomly from uncorrelated uniform or Gaussian distributions, are found to be weakly correlated with the NS properties. The distributions of nuclear matter parameters obtained by fitting the experimental data on finite nuclei properties within the mean-field models are somewhat better correlated with the NS properties. Lately, the impact on the NS properties due to constraints on the low-density EoS imposed by the finite nuclei data have been investigated using more than four hundred mean-field models derived from the non-relativistic Skyrme interactions and relativistic lagrangians which describe the interactions of nucleons through σ , ω , and ρ mesons [47]. The group of models that describe very well the properties of symmetric and asymmetric finite nuclei yields a stronger correlation between the tidal deformability for the NS with canonical $1.4M_\odot$ mass star and the slope of the symmetry energy at the saturation density (ρ_0). Several factors that affect the correlations of NS properties with the nuclear matter parameters are also summarized in Table III of Ref. [48].

We have considered a large set of minimally constrained EoSs for the NS matter in the present work to examine in detail the correlations between the properties of a neutron star in the mass range $1.2 - 1.6M_\odot$ and the parameters that govern the density dependence of symmetry energy. The EoSs at low densities corresponds to the nucleonic matter in β -equilibrium and are described by the nuclear matter parameters evaluated at ρ_0 . These EoSs are constrained by empirical values of the low-order nuclear matter parameters determined by the experimental data on the bulk properties of finite nuclei together with the pure neutron matter (PNM) EoS from a precise next-to-next-to-next-to-leading-order (N^3 LO) calculation in chiral effective field theory. The composition of NS matter at high density ($\rho > 2\rho_0$) is not very well known due to the possibility of the appearance of various new degrees of freedom such as hyperons, kaons, and quarks [49–51]. Beyond a transition density (ρ_{tr}), taken to be $1.5 - 2\rho_0$, the EoSs are constructed simply by imposing the causality condition on the speed of sound and are independent of compositions of NS matter. The posterior distributions of nuclear matter parameters that describe the low-density EoSs are obtained within a Bayesian approach with minimal constraints. These constraints introduce correlations among the nuclear matter parameters. The joint posterior or correlated distribution of the nuclear matter parameters is employed to study the sensitivity of NS properties to the parameters that govern the density dependence of the symmetry energy. The calculations are also performed for uncorrelated uniform and Gaussian distributions of the nuclear matter parameters obtained by their marginalized posterior distribution. The influence of the various correlations considered due to a few other factors usually encountered in the literature are investigated.

The paper is organized as follows. We briefly outline our

methodology in Sec.II. The results for the correlations of NS properties with various symmetry energy parameters at ρ_0 and the pressure for β -equilibrated matter at $2\rho_0$ are discussed in detail in Sec. III. The summary and outlook are presented in Sec. IV.

II. METHODOLOGY

We discuss in brief the construction of the equation of state (EoS) at low and high densities. The low-density EoS below $2\rho_0$ is obtained using Taylor expansion, and the high-density EoS is constructed keeping a check on the speed of sound so that the causality is not violated.

A. EoS at Low density

We express energy per nucleon at a given density ρ and asymmetry δ using parabolic approximation as,

$$E(\rho, \delta) = E(\rho, 0) + E_{\text{sym}}(\rho)\delta^2 + \dots, \quad (1)$$

where $\delta = \frac{\rho_n - \rho_p}{\rho}$ is determined using the β -equilibrium and the charge neutrality conditions. The energy per nucleon for the symmetric nuclear matter, $E(\rho, 0)$ and the density-dependent symmetry energy, $E_{\text{sym}}(\rho)$ are expanded around ρ_0 using individual nuclear matter parameters as [52–56],

$$E(\rho, 0) = e_0 + \frac{1}{2}K_0 \left(\frac{\rho - \rho_0}{3\rho_0} \right)^2 + \frac{1}{6}Q_0 \left(\frac{\rho - \rho_0}{3\rho_0} \right)^3 \quad (2)$$

$$E_{\text{sym}}(\rho) = J_0 + L_0 \left(\frac{\rho - \rho_0}{3\rho_0} \right) + \frac{1}{2}K_{\text{sym},0} \left(\frac{\rho - \rho_0}{3\rho_0} \right)^2 + \frac{1}{6}Q_{\text{sym},0} \left(\frac{\rho - \rho_0}{3\rho_0} \right)^3. \quad (3)$$

In Eqs. (2) and (3), e_0 is the binding energy per nucleon, K_0 is the incompressibility coefficient, J_0 is the symmetry energy coefficient, its slope parameter L_0 , $K_{\text{sym},0}$ the symmetry energy curvature parameter, Q_0 [$Q_{\text{sym},0}$] is related to third-order density derivatives of $E(\rho, 0)$ [$E_{\text{sym}}(\rho)$].

B. EoS at High density

We impose the causality condition on the speed of sound to construct the EoS beyond the transition density (ρ_{tr}), which is taken to be $1.5 - 2\rho_0$. The high-density part of the EoS ($\rho > \rho_{tr}$) joins smoothly to the one at the low density such that the velocity of the sound never exceeds the velocity of light and asymptotically approaches the conformal limit ($c_s^2 = \frac{1}{3}c^2$). The velocity of sound for $\rho > \rho_{tr}$ is given as[57],

$$\frac{c_s^2}{c^2} = \frac{1}{3} - c_1 \exp \left[-\frac{(\rho - c_2)^2}{n_b^2} \right] + h_p \exp \left[-\frac{(\rho - n_p)^2}{w_p^2} \right] \left[1 + \text{erf} \left(s_p \frac{\rho - n_p}{w_p} \right) \right]. \quad (4)$$

where the peak height h_p determines the maximum speed of sound, the position n_p determines the density around which it happens, the width of the curve controls by w_p and n_b , and the shape or skewness parameter s_p . For a given value of n_b , the parameters c_1 and c_2 are determined by the continuity of the speed of sound and its derivative at the transition density ρ_{tr} . The values of n_b , h_p , w_p , and n_p are drawn from the uniform distribution with ranges in between 0.01 - 3.0 fm^{-3} , 0.0 - 0.9 , 0.1 - 5.0 fm^{-3} , and $(\rho_{tr} + 0.08) - 5.0 \text{ fm}^{-3}$, respectively [57]. We have taken s_p equal to zero throughout our calculations as it does not have much effect on the stiffness of EoS.

We construct the high-density equation of state starting from transition density (ρ_{tr}), where the energy density ($\epsilon(\rho_{tr})$), the pressure ($P(\rho_{tr})$) and the derivative of energy density ($\epsilon'(\rho_{tr})$) are known. The successive values of ϵ and P are obtained by assuming a step size $\Delta\rho = 0.001 \text{ fm}^{-3}$ as follows,

$$\rho_{i+1} = \rho_i + \Delta\rho, \quad (5)$$

$$\begin{aligned} \epsilon_{i+1} &= \epsilon_i + \Delta\epsilon \\ &= \epsilon_i + \Delta\rho \frac{\epsilon_i + P_i}{\rho_i}, \end{aligned} \quad (6)$$

$$P_{i+1} = P_i + c_s^2(\rho_i)\Delta\epsilon. \quad (7)$$

where, the index $i = 0$ refers to the transition density ρ_{tr} . Note, in the Eq.(6) $\Delta\epsilon$ has been evaluated using the thermodynamic relation $P = \rho\partial\epsilon/\partial\rho - \epsilon$ valid at zero temperature. Once the EoS has been generated, the NS properties, such as the radius and tidal deformability as a function of mass, are obtained by solving the Tolman-Oppenheimer-Volkoff (TOV) equations by varying the central density of the star.

C. Bayesian estimation of nuclear matter parameters

The detailed statistical analysis of the parameters of a model for a given set of data can be carried out in the Bayesian approach. It gives the joint posterior distributions of model parameters by which one can study the distributions of given parameters and correlations among the parameters. Based on the Bayes theorem, the joint posterior distribution of the parameters $P(\theta|D)$ is given as [58],

$$P(\theta|D) = \frac{\mathcal{L}(D|\theta)P(\theta)}{\mathcal{Z}}, \quad (8)$$

where D and θ are the data and set of model parameters, respectively. Here $P(\theta)$ is the prior for model parameters, $\mathcal{L}(D|\theta)$ is the likelihood function, and \mathcal{Z} is the evidence. The marginalized posterior distribution for a parameter θ_i can be obtained as

$$P(\theta_i|D) = \int P(\theta|D) \prod_{k \neq i} d\theta_k. \quad (9)$$

We use the Gaussian likelihood function, defined as

$$\mathcal{L}(D|\theta) = \prod_j \frac{1}{\sqrt{2\pi\sigma_j^2}} e^{-\frac{1}{2}\left(\frac{d_j - m_j(\theta)}{\sigma_j}\right)^2}. \quad (10)$$

where the index j runs over all the data, d_j and m_j are the data and corresponding model values, respectively. The σ_j s correspond to the adopted uncertainties. The posterior distribution of Eq. (8) can be evaluated by implementing a nested sampling algorithm. We have used the Pymultinest nested sampling [59] in the Bayesian Inference Library [60].

III. RESULTS AND DISCUSSION

The EoSs for the asymmetric nuclear matter at low densities are expressed in terms of nuclear matter parameters which are evaluated at the saturation density as outlined in Sec. II A (Eqs.(2) & (3)). The joint posterior distribution of nuclear matter parameters is obtained within a Bayesian approach using minimal constraints. These constraints introduce correlations among the nuclear matter parameters. The EoSs at high density ($\rho > \rho_{tr}$) are constructed by simply imposing the causality condition on the speed of sound as outlined in Sec. II B. A large set of EoSs is constructed by appropriately combining the low and high-density parts. These EoSs are employed to evaluate various NS properties, like radius, tidal deformability, and maximum mass. We assess the dependence of radius and tidal deformability on the slope and curvature parameters of the symmetry energy evaluated at ρ_0 as well as on the pressure $P(2\rho_0)$ for the β -equilibrated matter. The sensitivity of these dependencies to the various factors as follows are analyzed,

- (i) the behavior of the high-density part of the EoS,
- (ii) the choice of distributions of nuclear matter parameters, their interdependence, and uncertainties,
- (iii) the lower bound on the maximum mass of the stable neutron stars,
- (iv) the value of the transition density,
- (v) upper bound on the value of tidal deformability.

A. Priors and Posterior distributions of NMPs

The posterior distributions of the NMPs are obtained by subjecting the EoSs to a set of minimal constraints, which includes the basic nuclear matter properties at the saturation density and the EoS for the pure neutron matter at low

TABLE I: Uniform prior distributions are assumed for all the NMPs except for e_0 , which is kept fixed to -16.0 MeV . The minimum (min.) and maximum (max.) values of the NMPs are listed in the units of MeV .

	K_0	Q_0	J_0	L_0	$K_{\text{sym},0}$	$Q_{\text{sym},0}$
min.	190	-1200	30	0	-500	-250
max.	290	400	35	100	300	1350

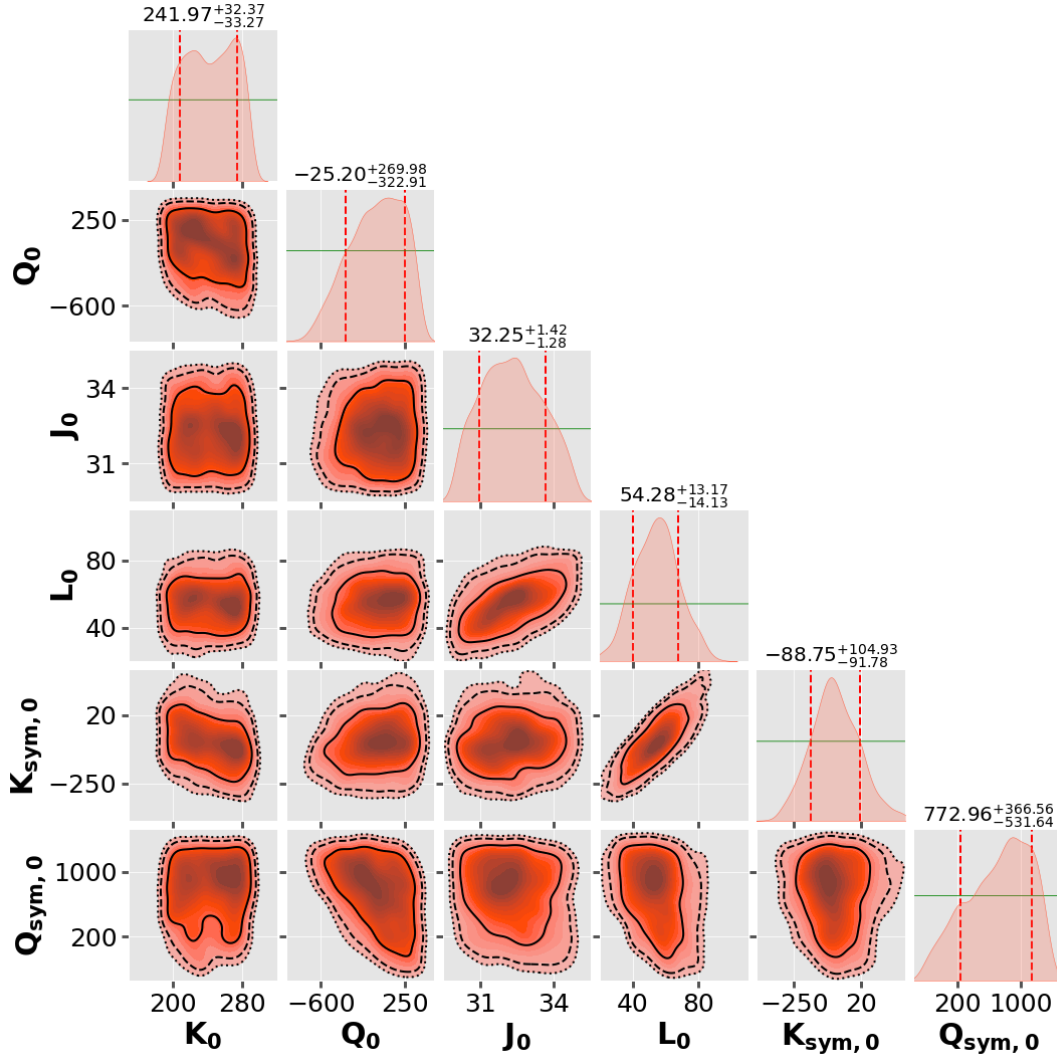


FIG. 1: (Color Online) Corner plot for the nuclear matter parameters (in MeV). The one-dimensional marginalized posterior distributions (salmon) and the prior distributions (green) lines are displayed along the diagonal plots. The vertical dashed lines indicate 68% (1σ) confidence interval. The confidence ellipses for two-dimensional posterior distributions are plotted with 1σ , 2σ , and 3σ confidence intervals along the off-diagonal plots.

densities from $N^3\text{LO}$ calculation in the chiral effective field theory [27]. Only a few low-order NMPs are well constrained, such as the binding energy per nucleon in symmetric nuclear matter $e_0 \sim -16.0$ MeV and symmetry energy coefficient $J_0 = 32.5 \pm 2.5$ MeV from the binding energy of finite nuclei over a wide range of nuclear masses [61–67]. The nuclear matter incompressibility coefficient, $K_0 = 240 \pm 50$ MeV for the symmetric nuclear matter is constrained from the experimental data on the centroid energy of isoscalar giant monopole resonance in a few heavy nuclei [68, 69]. The value of symmetry energy slope parameter has been deduced by the neutron-skin thickness of ^{48}Ca nucleus by CREX [70] and that in ^{208}Pb by PREX-2 collaboration [71]. The PREX-2 data analysis performed by Reed et al. in Ref. [41, 72] places $L_0 = 106 \pm 37$ MeV. Other studies combining astronomical observations and PREX-2 data is $L_0 = 53^{+14}_{-15}$ MeV [73]. A

smaller value of $L_0 = 54 \pm 8$ MeV has also been inferred from PREX-2 data [74]. The CREX data predicts $L_0 = 0 - 51$ MeV [75]. The remaining nuclear matter parameters, Q_0 , $K_{\text{sym},0}$ and $Q_{\text{sym},0}$ appearing in Eqs. (2) & (3) are only weakly constrained [31, 32, 76–79]. The prior for the binding energy per nucleon is kept fixed to $e_0 = -16.0$ MeV throughout. The prior distributions of J_0 and K_0 are assumed to be uniform with a rather small range, whereas the other higher-order nuclear matter parameters correspond to uniform distributions with large ranges. We have listed the assumed prior distributions for each of the nuclear matter parameters in Table I. The values of d and σ in Eq. (10) are taken from Ref. [27, 80] for the energy per neutron, and we consider a $6 \times N^3\text{LO}$ uncertainty band for our calculations. In addition to likelihood and priors, we have imposed a few filters on the nuclear matter parameters: (i) pressure

for the β -equilibrated matter should increase monotonically with density (thermodynamic stability), (ii) symmetry energy is positive semi-definite and (iii) maximum mass of neutron star must exceed $2M_\odot$ (observational constraint).

The joint posterior distribution of the NMPs for a given model is the product of the likelihood and the prior distribution of NMPs (Eq. (8)). The posterior distribution of individual parameters can be obtained by marginalizing the joint posterior distribution with the remaining model parameters. If the marginalized posterior distribution of the parameter is narrowed down as compared to the corresponding prior distribution (uniform distribution in this case), then the parameter is said to be constrained by the given data or the likelihood functions. Therefore the narrower distributions of parameters compared to their prior distributions indicate the importance of the likelihood function. The likelihood function imposes additional constraints on the multi-variate nuclear matter parameters of our model driven by the data. The corner plots for the nuclear matter parameters, which yield the EoSs consistent with the minimal constraints, are shown in Fig. 1. The median values of the nuclear matter parameters and the 68% confidence intervals are given in the diagonal plots of the figure. The 68% confidence intervals for L_0 , Q_0 , and $K_{\text{sym},0}$ are significantly smaller than their prior ranges implying these parameters are well constrained by the low-density EoS for the pure neutron matter. The values of J_0 , and $Q_{\text{sym},0}$ are also constrained to some extent. Except for $L_0 - K_{\text{sym},0}$ ($r = 0.8$) and $L_0 - J_0$ ($r = 0.65$), all other pairs of nuclear matter parameters do not show any visible correlations.

B. Neutron star properties

The EoSs for β -equilibrated charge neutral matter in the density ranges $0.5\rho_0$ to the transition density ρ_{tr} are obtained using Taylor expansion with NMPs corresponding to the posterior distribution as displayed in the Fig. 1. The calculations are performed assuming different values for the ρ_{tr} in the range of $1.5 - 2\rho_0$. Each of the EoSs beyond ρ_{tr} is smoothly joined by a diverse set of EoSs, which are obtained simply by imposing the causality condition on the speed of sound by following the Eqs.(4-7). The EoS for the density ranges $\rho < 0.5\rho_0$ comprises outer and inner crusts. We have used the EoS for the outer crust by Baym-Pethick-Sutherland [81] in the density range $3.9 \times 10^{-11}\rho_0 < \rho < 0.0016\rho_0$. We have assumed a polytropic form of the EoS for the inner crust as follows[82],

$$p(\varepsilon) = \alpha + \beta\varepsilon^{\frac{4}{3}}. \quad (11)$$

Here the parameters α and β are determined in such a way that the EoS for the inner crust matches with the outer crust at one end and with the outer core at the other end. There is a greater sensitivity to the treatment of crust EoS for neutron stars with mass $\sim 1M_\odot$ [83]. The treatment of crust EoS employed in the present work may introduce the uncertainties of about 50-100 meters in radii of NSs having a mass $1.4M_\odot$. In Ref. [18], it is shown that the choice

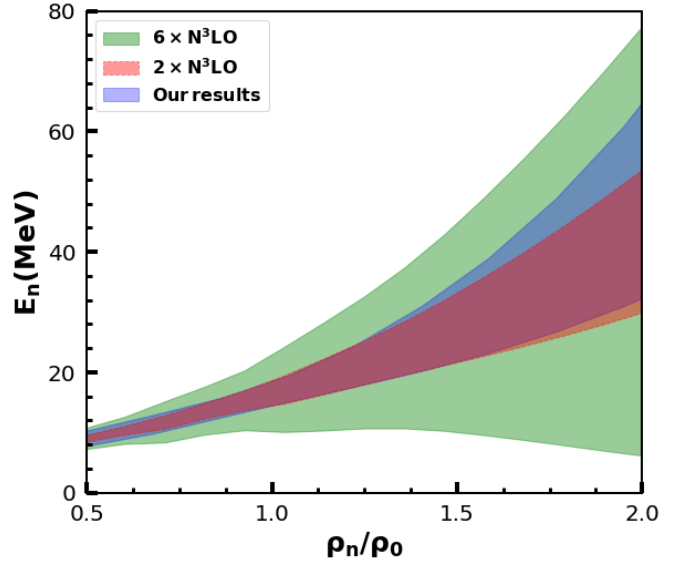


FIG. 2: (Color Online) The energy per neutron ($E_n(\rho) = E(\rho, 1)$) for pure neutron matter as a function of neutron density. The colored bands correspond to $6 \times \text{N}^3\text{LO}$ (light green), $2 \times \text{N}^3\text{LO}$ (light red), and 90% confidence interval for the EoSs (light blue) obtained in our calculation (see text for details).

of EoS for the inner crust affects both the Love number k_2 and compactness parameter in such a way that the values of the tidal deformability parameter remain practically unaltered. Once the EoSs for the core and crust are determined, the values of neutron star mass, radius, and tidal deformability corresponding to a given central pressure can be obtained by solving Tolman-Oppenheimer-Volkoff equations [1, 2].

The 90% confidence interval for pure neutron matter EoSs (light blue) for the density range ($0.5 - 2.0\rho_0$) is shown in Fig. 2. For comparison, colored bands correspond to $6 \times \text{N}^3\text{LO}$ (light green), $2 \times \text{N}^3\text{LO}$ (light red) from chiral effective field theory are displayed. Our EoSs lie almost in the middle of the $6 \times \text{N}^3\text{LO}$ band and significantly satisfy the $2 \times \text{N}^3\text{LO}$ band. This indicates that our EoSs are well fitted with the pure neutron matter EoS from a precise next-to-next-to-leading-order calculation in chiral effective field theory. The 90% confidence interval for the pressure of the β -equilibrated matter is plotted as a function of density in Fig. 3. The results are divided into three groups depending upon the square of sound speed ($c_{s,\text{max}}^2$) at the center of NS of its maximum stable mass configuration. The three groups of EoSs correspond to $c_{s,\text{max}}^2 = 0.5 - 0.65c^2$, $0.65 - 0.8c^2$, and $0.8 - 1.0c^2$ are depicted by different colors. All the EoSs in each group are plotted upto the same density $7\rho_0$. The overall stiffness of the EoS increases with the $c_{s,\text{max}}^2$.

The EoSs displayed in Fig. 3 are employed to obtain the mass-radius relationship for static neutron stars as presented in Fig. 4 (see left panel). For the comparison, we also display the constraints obtained from the GW170817 event and NICER x-ray observation. The maximum mass of a neutron star lies in the range of $2.1 - 2.7M_\odot$, and the radius

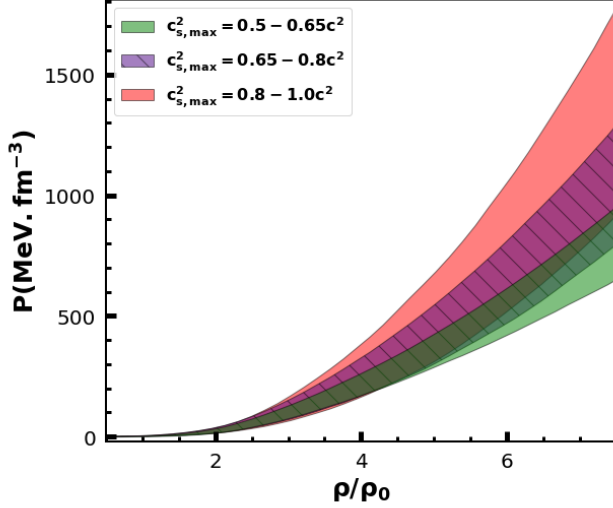


FIG. 3: (Color Online) The pressure for β -equilibrated charge neutral matter as a function of nucleon density. The colored bands correspond to 90% confidence intervals for the EoSs with different ranges of the square of the speed of sound at the center of NS with maximum mass ($c^2_{s,\max}$)(see text for details).

for a neutron star with mass $1.4M_\odot$ lies in the range 11.8-14 km. Our mass-radius relationships exclude smaller values of radius for a given mass, as predicted by the GW170817 event. This is due to the choice of priors for the low-order nuclear matter parameters constrained by the experimental data on bulk properties of the finite nuclei. In the right panel of Fig. 4, we plot the variations of tidal deformability as a function of mass. We display the constraints obtained from the GW170817 event for comparison. The value of tidal deformability $\Lambda_{1.4}$ is highlighted[7]. Further, we depict the constraints on Λ for NS of mass $1.8M_\odot$, and $2.0M_\odot$ within 90% CI obtained from ten realistic models that can accurately describe the finite nuclei properties and support the $2M_\odot$ neutron star masses[18, 86]. The values of tidal deformability obtained with our minimally constrained EoSs have a reasonable overlap with the ones inferred from the GW170817 event.

In Fig. 5, we display the corner plot describing various quantities associated with neutron stars, such as the central density ρ_c and corresponding pressure P_c for the neutron star with canonical ($1.4M_\odot$) and maximum mass, radius $R_{1.4}$, tidal deformability $\Lambda_{1.4}$ and maximum mass M_{\max} . To understand the impact of the high-density EoS, the distributions of all the quantities are segregated into three different groups of stiffness for the EoSs according to the range of $c^2_{s,\max}$ at the higher density part as indicated with different colors. It can be seen from the diagonal plots that the distributions for $\rho_{c,1.4}$, $P_{c,1.4}$, $\Lambda_{1.4}$ and $R_{1.4}$ are more-or-less independent of $c^2_{s,\max}$. The median values of $\rho_{c,\max}$ decrease with $c^2_{s,\max}$, but, M_{\max} and $P_{c,\max}$ increase. The $\rho_{c,1.4}$, $P_{c,1.4}$, $R_{1.4}$ and $\Lambda_{1.4}$ are strongly correlated with each other, the absolute values of Pearson's correlation coefficients being

$r \sim 0.86 - 0.98$. The $\rho_{c,\max}$ and $P_{c,\max}$ are moderately correlated with the properties of NS with canonical mass ($|r| \sim 0.70 - 0.85$), except for $\rho_{c,1.4}$. The M_{\max} show strong correlations with $\rho_{c,\max}$ ($|r| \sim 0.94$), but, relatively weakly correlated with $P_{c,\max}$ ($|r| \sim 0.78$). The maximum mass of a stable neutron star seems to be weakly correlated with the properties of NS with canonical mass.

C. Neutron star properties and symmetry energy parameters

The correlations of NS properties with various symmetry energy parameters and the pressure of β -equilibrated matter have been extensively investigated earlier using non-parametric [73], parametric [31, 87], and physics-based models [37, 39, 41, 42, 73] and found to yield the results which are sometimes at variance, as summarized in Table III of Ref. [48]. Some of these studies include constraints imposed by bulk nuclear properties, while others have also imposed those through the constraints on nuclear matter parameters assuming them to be independent of each other. We now study the correlations of various NS properties with the L_0 , $K_{\text{sym},0}$ and $P(2\rho_0)$ using our minimally constrained EoSs and assess how they are affected by the several factors as listed at the beginning of this section.

We have seen in the previous subsections that our EoSs yield the various properties of neutron stars within reasonable observational as well as theoretical bounds. As mentioned earlier, the EoSs for $\rho \leq \rho_{\text{tr}}$ are obtained with the nuclear matter parameters, which are interdependent due to the minimal constraints. We employ these EoSs to study the variations of radius and tidal deformability with the slope (L_0), curvature ($K_{\text{sym},0}$) and $P(2\rho_0)$ for NS with mass $1.2 - 1.6M_\odot$. The parameters L_0 and $K_{\text{sym},0}$ determine the density dependence of symmetry energy. We first consider in detail our results for the tidal deformability corresponding to the NS with canonical mass assuming $\rho_{\text{tr}} = 2\rho_0$. We show the dependence of tidal deformability $\Lambda_{1.4}$ on the L_0 , $K_{\text{sym},0}$ and $P(2\rho_0)$ in Fig. 6. The results for all three groups of EoSs corresponding to different values of $c^2_{s,\max}$ overlap with each other, indicating that the values of $\Lambda_{1.4}$ seem to be more-or-less insensitive to the behavior of EoS at high densities ($\rho > \rho_{\text{tr}}$). The $\Lambda_{1.4}$ tend to increase with L_0 , $K_{\text{sym},0}$ and $P(2\rho_0)$. The values of correlation coefficients, as indicated in Fig. 6, are practically independent of the choice of $c^2_{s,\max}$. Hereafter, we show the results obtained by combining all three groups of the EoSs.

To study the impact of the interdependence of nuclear matter parameters on the results shown in Fig. 6, we have generated two different distributions of nuclear matter parameters with the help of their posterior distributions, as shown in Fig. 1. These distributions of the nuclear matter parameters are (a) uncorrelated Uniform (U-Unc) and (b) uncorrelated Gaussian (G-Unc). The parameters of U-Unc and G-Unc distributions are obtained from the 95% confidence interval of the marginalized distributions of Fig. 1. Often, U-Unc and G-Unc distributions have been employed to study the correlations of $\Lambda_{1.4}$ with various symmetry energy

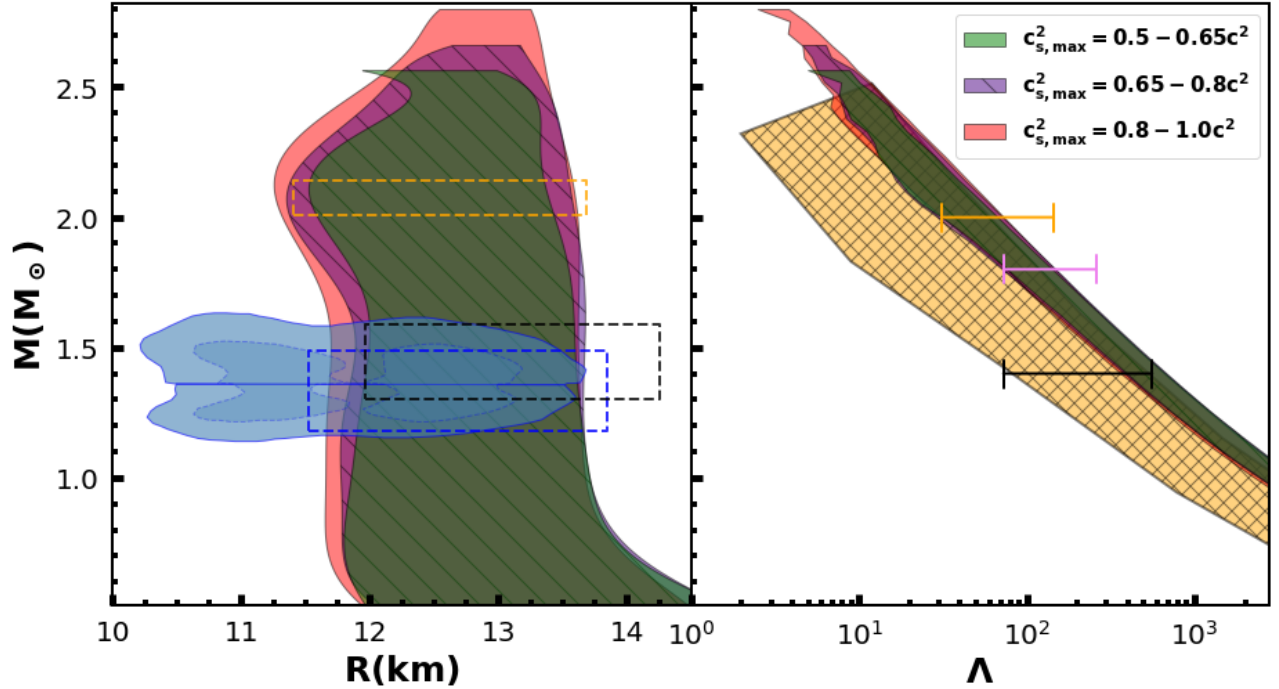


FIG. 4: (Color Online) The mass-radius relationship (left panel) obtained for the EoSs as shown in Fig. 3. The outer and inner gray shaded regions indicate the 90% (solid) and 50% (dashed) confidence intervals from the LIGO-Virgo analysis for BNS components of GW170817 event [7, 84, 85]. The rectangular regions enclosed by blue & black dashed lines indicate the constraints from the millisecond pulsar PSR J0030+0451 from NICER X-ray observation [21, 22], and PSR J0740+6620 orange dashed line [24]. The right panel displays tidal deformability versus NS mass. The orange shaded region is the observation for Λ with 90% posterior interval from the LIGO/Virgo Collaboration (GW170817 event) [84]. The black line correspond to observational bounds on $\Lambda_{1.4} = 190^{+390}_{-120}$ [7]. For the comparison, we have shown violet and gold lines corresponding to $\Lambda_{1.8} = 70 - 270$, and $\Lambda_{2.0} = 30 - 150$ obtained from a few well-known theoretical models [18, 86]

parameters [31, 37, 39, 42].

In Fig. 7, we plot the variations of dimensionless tidal deformability $\Lambda_{1.4}$ with L_0 for the three different distributions of nuclear matter parameters as indicated (orange circles). The extreme right panels are labeled as G-Cor, corresponding to the ones obtained using correlated or joint posterior distribution of nuclear matter parameters. The results shown are obtained by considering the EoSs associated with the maximum NS mass $M_{\text{max}} \geq 2.1M_{\odot}$. For the comparison, the results obtained by fixing the lower order parameters $K_0 = 240\text{MeV}$ and $J_0 = 32\text{MeV}$ are also displayed (blue stars). In the figure, Pearson's correlation coefficients are given for all three distributions of NMPs. The correlations of $\Lambda_{1.4}$ are very sensitive to the choice of the distributions of nuclear matter parameters. The $\Lambda_{1.4}$ is very weakly correlated with L_0 for the case of U-Unc with a correlation coefficient $r \sim 0.39$. For the situation somewhat improves for the case of nuclear matter parameters corresponding to uncorrelated Gaussian distribution as indicated by G-Unc ($r \sim 0.48$). The posterior distribution (G-Cor) of nuclear matter parameters obtained from minimal constraints (See

Fig. 1) yields relatively stronger correlations of $\Lambda_{1.4}$ with L_0 ($r \sim 0.72$). The correlations also increase marginally when the values of low-order nuclear matter parameters such as K_0 and J_0 are kept fixed (blue stars). Evidently, the correlations of $\Lambda_{1.4}$ with L_0 depend on the various factors, such as the constraints imposed on the nuclear matter parameters that govern the low-density behavior of the EoSs.

The variations of $\Lambda_{1.4}$ with $K_{\text{sym},0}$ for different distributions of nuclear matter parameters are plotted in Fig. 8. The correlations for $\Lambda_{1.4}$ with $K_{\text{sym},0}$ for different cases are stronger in comparison to those obtained with L_0 . It appears that the correlations of $\Lambda_{1.4}$ with various symmetry energy parameters are quite sensitive to the distributions of nuclear matter parameters employed. Our results for the correlations for the U-Unc case are qualitatively similar to those obtained in Refs. [37, 42] with a similar strategy for nuclear matter parameters but with different models. Similar qualitative trends are observed for the G-Unc [31]. The correlations significantly improve even with the inclusion of minimal constraints, as indicated by G-Cor. Our results for the case of G-Cor are in harmony with those obtained very recently using

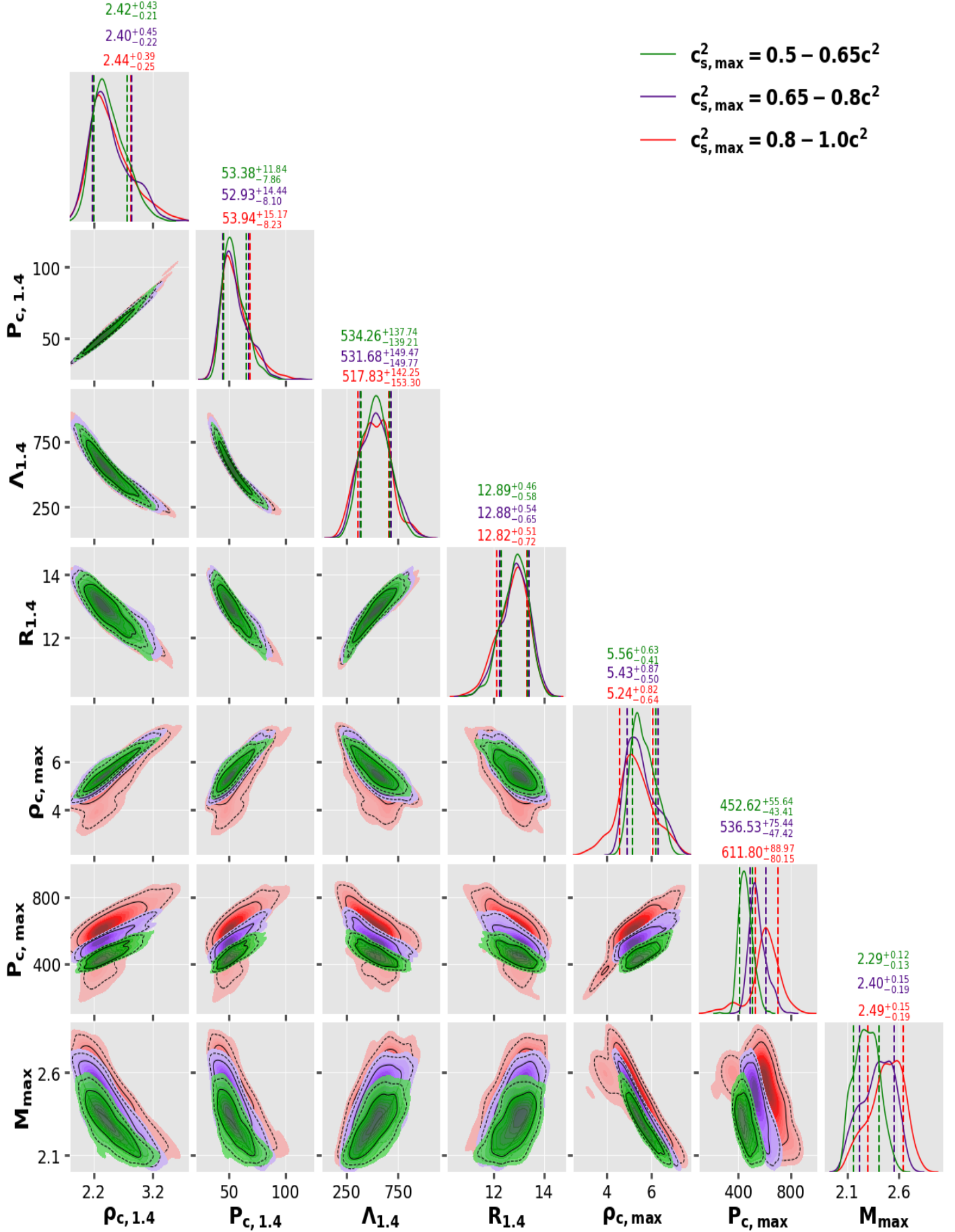


FIG. 5: (Color Online) Corner plot for the central density (ρ_c in ρ_0) and corresponding pressure (P_c in MeV.fm^{-3}) for the neutron star with canonical and maximum mass, radius ($R_{1.4}$ in km), tidal deformability ($\Lambda_{1.4}$) and maximum mass (M_{\max} in M_\odot) of NS. The confidence

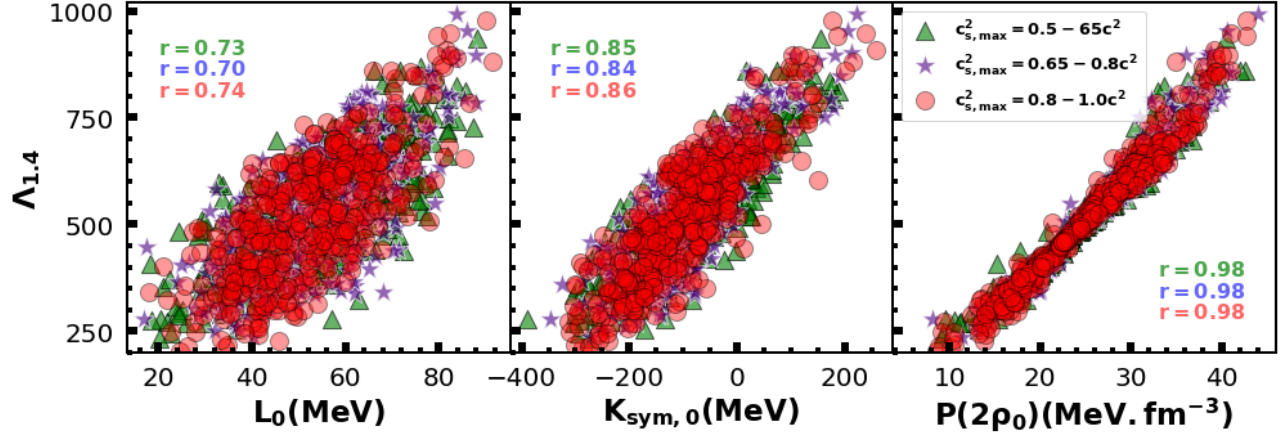


FIG. 6: (Color Online) The tidal deformability ($\Lambda_{1.4}$) as a function of slope parameter (L_0), curvature parameter ($K_{\text{sym},0}$) and the pressure of β -equilibrated matter ($P(2\rho_0)$).

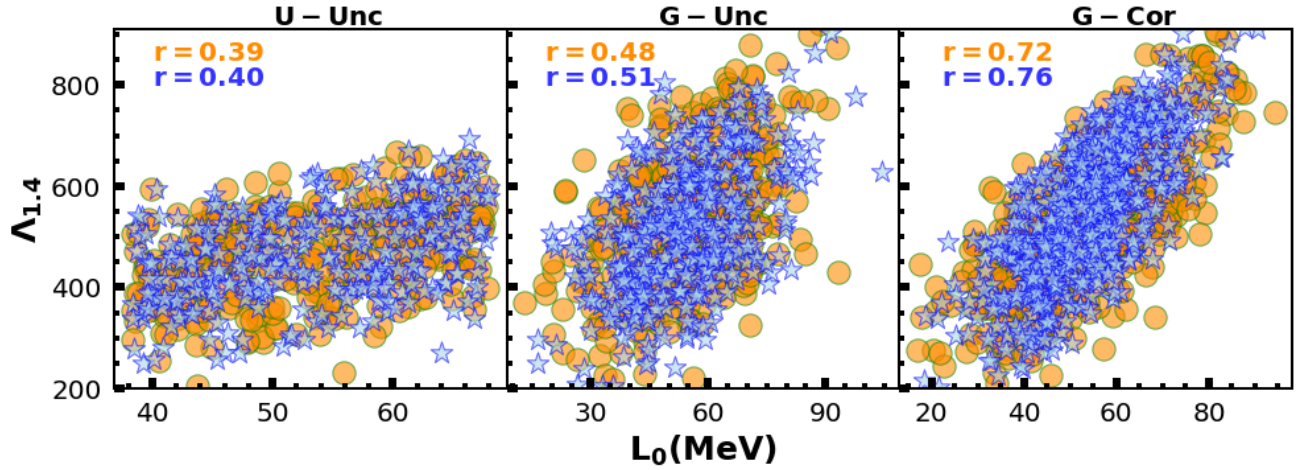


FIG. 7: (Color Online) Variations of tidal deformability ($\Lambda_{1.4}$) with slope parameter (L_0) for three different distributions of the nuclear matter parameters which are with uniform uncorrelated (U-Unc), Gaussian uncorrelated (G-Unc) and Gaussian correlated posterior distributions (G-Cor) as discussed in the text in details. The results are obtained by considering the EoSs associated with maximum NS mass $M_{\text{max}} \geq 2.1M_\odot$. The circle (orange) symbols represent the results obtained by varying all parameters, whereas the (blue) star symbols represent those obtained by fixing $K_0 = 240$ MeV and $J_0 = 32$ MeV.

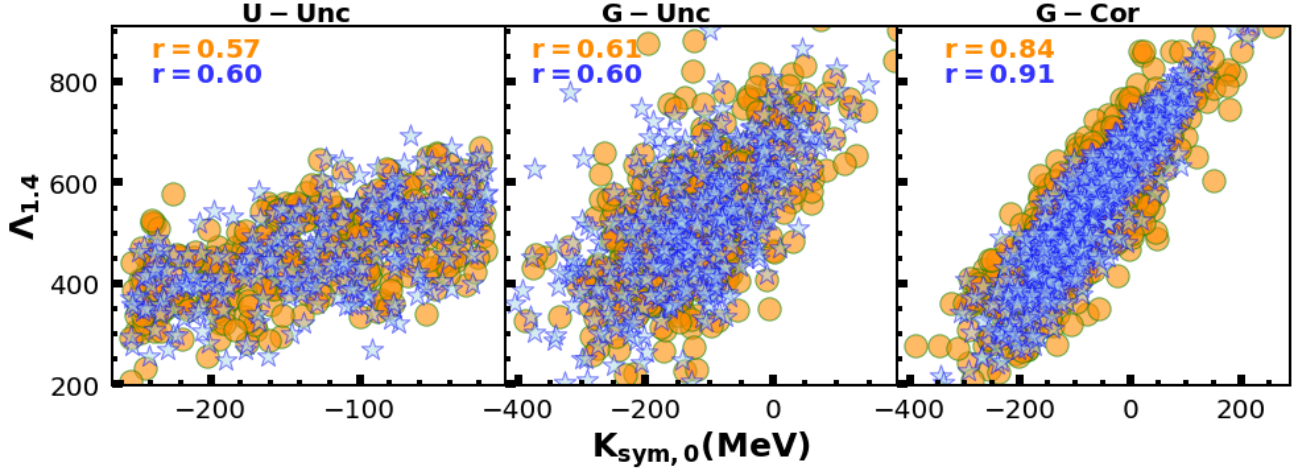


FIG. 8: (Color Online) The variation of the tidal deformability ($\Lambda_{1.4}$) with curvature parameter ($K_{\text{sym},0}$) for three different nuclear matter parameter distributions with uniform uncorrelated (U-Unc), Gaussian uncorrelated (G-Unc) and posterior distributions (G-Cor) are discussed in details in the text. The results are shown for those EoSs which are associated with a maximum mass of NS $\geq 2.1M_{\odot}$. The symbols in circles (orange) represent the results obtained by varying all parameters, whereas stars (blue) symbols represent the results obtained when $K_0 = 240\text{MeV}$ and $J_0 = 32\text{MeV}$ are fixed.

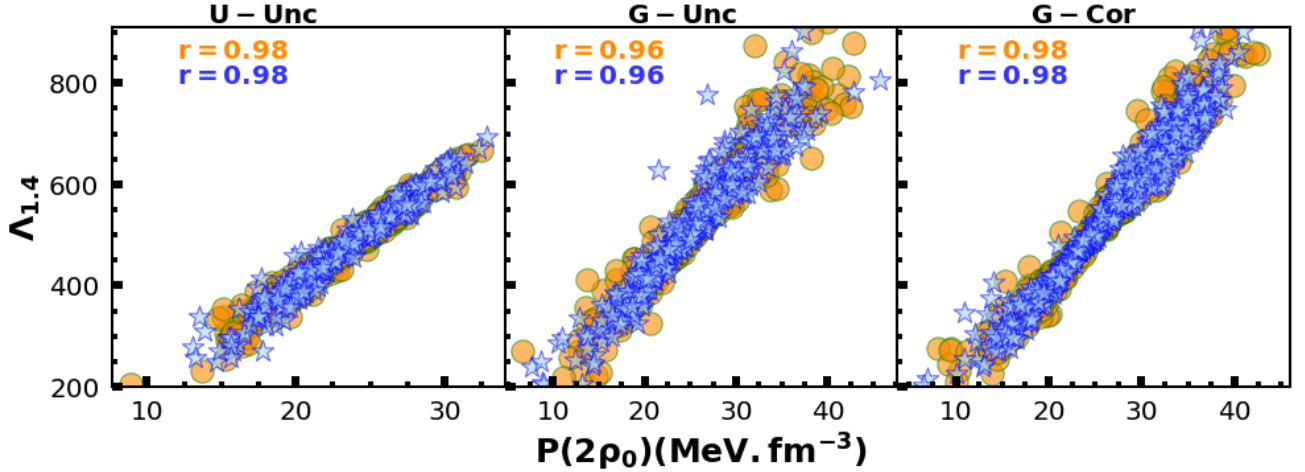


FIG. 9: A variation in tidal deformability ($\Lambda_{1.4}$) with the pressure of β -equilibrated matter at $2\rho_0$ based on three different nuclear matter parameter distributions, namely uniform uncorrelated (U-Unc), Gaussian uncorrelated (G-Unc) and posterior distributions (G-Cor), are discussed in detail in the text. The results are shown for those EoSs which are associated with a maximum mass of NS $\geq 2.1M_{\odot}$. As shown by the circles (orange) symbols, results obtained with all parameters varied, while those obtained with $K_0 = 240\text{MeV}$ and $J_0 = 32\text{MeV}$ fixed are represented by the stars (blue) symbols.

about 400 non-relativistic and relativistic mean field models [47], which demonstrates the impact of low-density EoSs on the properties of NS of canonical mass. It was found that tighter constraints on the bulk properties of finite nuclei, such as binding energy, charge radii, and isoscalar giant monopole resonance energy, yield stronger correlations of $\Lambda_{1.4}$ with L_0 and $K_{\text{sym},0}$. The correlations of $\Lambda_{1.4}$ with various symmetry energy parameters are stronger only when the nuclear matter

parameters evaluated at saturation densities that govern the low-density behavior of EoSs, are appropriately constrained.

The variations of $\Lambda_{1.4}$ with the pressure of β -equilibrated charge neutral matter at twice the saturation densities $P(2\rho_0)$ are plotted in Fig. 9. The correlations of $\Lambda_{1.4}$ with $P(2\rho_0)$ are quite robust, independent of distributions of nuclear matter parameters. It may be pointed out that the pressure is related to the density derivative of the energy per particle

TABLE II: The Pearson's correlation coefficients for $\Lambda_{1.4}$ with the slope parameter (L_0), curvature parameter ($K_{\text{sym},0}$) of the symmetry energy and the pressure for β -equilibrated matter at a density $2\rho_0$ ($P(2\rho_0)$) obtained using joint posterior distribution of the nuclear matter parameters. The results are obtained assuming different upper bounds on $\Lambda_{1.4}$ and those are associated with a maximum mass of NS $\geq 2.1M_\odot$.

Upper bound on $\Lambda_{1.4}$	$\Lambda_{1.4} - L_0$	$\Lambda_{1.4} - K_{\text{sym},0}$	$\Lambda_{1.4} - P(2\rho_0)$
400	0.29	0.42	0.88
600	0.54	0.71	0.97
800	0.67	0.81	0.98
1000	0.72	0.84	0.98

TABLE III: The Pearson's correlation coefficients for Λ_M and R_M , corresponding to different neutron star mass M with the slope parameter (L_0), curvature parameter ($K_{\text{sym},0}$) of the symmetry energy and the pressure for β -equilibrated matter at a density $2\rho_0$ ($P(2\rho_0)$). The correlation coefficients are obtained at different transition densities and for the lower bound on maximum neutron star mass $M_{\text{max}} \geq 2.1M_\odot$.

$\frac{\rho_{\text{tr}}}{\rho_0}$	$\frac{M}{M_\odot}$	Λ_M			R_M		
		L_0	$K_{\text{sym},0}$	$P(2\rho_0)$	L_0	$K_{\text{sym},0}$	$P(2\rho_0)$
1.5	1.2	0.76	0.85	0.91	0.83	0.67	0.76
	1.4	0.70	0.81	0.93	0.79	0.70	0.81
	1.6	0.60	0.76	0.91	0.72	0.70	0.86
1.75	1.2	0.77	0.87	0.94	0.84	0.70	0.81
	1.4	0.71	0.83	0.96	0.80	0.74	0.88
	1.6	0.61	0.77	0.97	0.73	0.72	0.91
2.0	1.2	0.80	0.88	0.97	0.85	0.73	0.86
	1.4	0.72	0.84	0.98	0.81	0.75	0.91
	1.6	0.65	0.80	0.98	0.75	0.75	0.94

and would depend on several nuclear matter parameters, except for $\rho = \rho_0$. Its value at ρ_0 is mainly governed by the L_0 . The strong $\Lambda_{1.4} - P(2\rho_0)$ correlations may not allow one to reconstruct the EoS of symmetric nuclear matter and the density-dependent symmetry energy very accurately, though they are highly desirable[33]. The accurate determination of lower-order nuclear matter parameters from the bulk properties of finite nuclei in conjunction with tighter constraints on $P(2\rho_0)$ may shed some light on the value of high-order nuclear matter parameters.

The results presented in Figs 7 - 9 may also be sensitive to the range of values for the $\Lambda_{1.4}$ as well as to the bounds on the nuclear matter parameters. In Table II, we have listed the values of Pearson's correlation coefficient for $\Lambda_{1.4} - L_0$, $\Lambda_{1.4} - K_{\text{sym},0}$ and $\Lambda_{1.4} - P(2\rho_0)$ obtained for the joint posterior distribution of nuclear matter parameters. The correlation coefficients increase with the increase in the upper bound on $\Lambda_{1.4}$. In particular, these effects are quite strong for the case of $\Lambda_{1.4} - L_0$ and $\Lambda_{1.4} - K_{\text{sym},0}$.

So far, we have considered only the case of tidal deformability for a neutron star with the canonical mass obtained for the EoSs assuming $\rho_{\text{tr}} = 2.0\rho_0$, beyond which the high-density part of the EoS is switched on. We now consider the tidal deformability and radius with neutron star

masses $M = 1.2, 1.4$, and $1.6M_\odot$ and study their correlations with symmetry energy slope L_0 , curvature parameters $K_{\text{sym},0}$ and pressure $P(2\rho_0)$. In Table III, we present the values of Pearson's correlation coefficients for Λ_M and R_M with L_0 , $K_{\text{sym},0}$ and $P(2\rho_0)$. These values of correlation coefficients are calculated for $\rho_{\text{tr}} = 1.5, 1.75$ and $2.0\rho_0$ and $M_{\text{max}} \geq 2.1M_\odot$. The results are obtained for the joint posterior distribution of nuclear matter parameters (Fig. 1), which determine the EoS at $\rho \leq \rho_{\text{tr}}$. The correlations increase a little with the $\rho_{\text{tr}} = 1.5 - 2.0\rho_0$. It is interesting to note that the $\Lambda - L_0$ correlations are moderate, while the $\Lambda - K_{\text{sym},0}$ correlations become relatively stronger which further increase for the $\Lambda - P(2\rho_0)$ case. The correlations involving the NS radius display little different trends; the $R - L_0$ correlations are stronger than those for $R - K_{\text{sym},0}$. The correlations of $R - P(2\rho_0)$ are weaker than those for $\Lambda - P(2\rho_0)$. The values of correlation coefficient presented in Table III may not be significantly affected by the inclusion of any exotic degrees of freedom beyond $2\rho_0$, since the EoSs beyond the ρ_{tr} have diverse behavior as they are obtained simply by imposing the causality condition. We have also repeated the calculations to obtain the joint posterior distribution of nuclear matter parameters by reducing the uncertainty on the pure neutron matter EoS by a factor of two. The values of the median and

TABLE IV: Same as Table III but, the results are obtained using the uncertainty on the PNM EoS reduced to $3 \times \text{N}^3\text{LO}$.

$\frac{\rho_{\text{tr}}}{\rho_0}$	$\frac{M}{M_\odot}$	Λ_M			R_M		
		L_0	$K_{\text{sym},0}$	$P(2\rho_0)$	L_0	$K_{\text{sym},0}$	$P(2\rho_0)$
1.5	1.2	0.47	0.73	0.92	0.68	0.65	0.74
	1.4	0.36	0.64	0.93	0.57	0.66	0.83
	1.6	0.26	0.58	0.88	0.45	0.65	0.84
1.75	1.2	0.50	0.76	0.95	0.70	0.67	0.81
	1.4	0.39	0.72	0.96	0.59	0.68	0.88
	1.6	0.31	0.67	0.96	0.49	0.66	0.91
2.0	1.2	0.51	0.77	0.97	0.70	0.70	0.84
	1.4	0.40	0.73	0.98	0.59	0.70	0.90
	1.6	0.31	0.69	0.98	0.49	0.68	0.94

the 68% confidence interval for the nuclear matter parameters with the reduced uncertainties are $K_0 = 239^{+34}_{-32}$, $Q_0 = -5^{+258}_{-343}$, $J_0 = 32.19^{+0.9}_{-0.9}$, $L_0 = 52^{+8}_{-8}$, $K_{\text{sym},0} = -102^{+63}_{-60}$ and $Q_{\text{sym},0} = 722^{+379}_{-510}$. The values of symmetry energy coefficient J_0 , slope parameter L_0 , and curvature parameter $K_{\text{sym},0}$ are now more constrained as compared to those in Fig. 1. Similar to Table III, we have listed the values of Pearson's correlation coefficients for Λ_M and R_M with L_0 , $K_{\text{sym},0}$ and $P(2\rho_0)$ in Table IV. The values of correlation coefficients show similar trends as listed in Table III, but the values of correlation coefficients for Λ_M and R_M with L_0 , $K_{\text{sym},0}$ are reduced. But, the correlations of the Λ_M and R_M with $P(2\rho_0)$ seem to be more-or-less independent of the ranges of the nuclear matter parameters, which once again implies that the NS properties may be more sensitive to the combination of several nuclear matter parameters rather than the individual ones. We have also examined the influence of the lower bound on the maximum mass of NS for $2.1 M_\odot$ to $2.4 M_\odot$ on our correlation systematics. The correlations do not change significantly; for example, the correlation coefficient value for $\Lambda_{1.4}$ with L_0 and $K_{\text{sym},0}$ changes from 0.72 to 0.78 and from 0.84 to 0.86, respectively.

We have asset the influence of crust EoS on our correlation systematics. We have repeated our calculations for the correlations of $\Lambda_{1.4}$ and $R_{1.4}$ with L_0 , $K_{\text{sym},0}$ and $P(2\rho_0)$ for $\rho_{\text{tr}} = 2\rho_0$ by using different crust EoSs such as NL3 $\omega\rho$ -L55[88, 89] and TM1e[88, 90] available in the CompOSE [91, 92]. The results for the correlations involving $\Lambda_{1.4}$ change almost by 1%. The correlation of $R_{1.4}$ with L_0 also remains practically unaffected. However, the correlations of $R_{1.4}$ with $K_{\text{sym},0}$ and $P(2\rho_0)$ improve by 5-10 %.

IV. CONCLUSIONS

We have constructed a large set of minimally constrained EoSs for the NS matter and performed a detailed investigation of the correlations of NS properties with several nuclear

matter parameters that determine the density dependence of symmetry energy. The joint posterior distribution of nuclear matter parameters that determine the EoSs at low densities ($\rho \leq \rho_{\text{tr}}$) is obtained by employing our minimal constraints within a Bayesian approach. These EoSs are consistent with (i) the pure neutron matter EoS from a precise next-to-next-to-next-to-leading-order (N^3LO) calculation in chiral effective field theory and (ii) empirical ranges of low-order nuclear matter parameters determined by the experimental data on the bulk properties of finite nuclei. The EoSs beyond $\rho_{\text{tr}} = 1.5 - 2\rho_0$ are constrained only by imposing the causality condition on the speed of sound. The large set of EoSs so obtained is employed to study the sensitivity of NS properties to the symmetry energy slope parameter L_0 and curvature parameter $K_{\text{sym},0}$ as well as to the pressure of β -equilibrated matter at $2\rho_0$. The calculations are also performed with uncorrelated Uniform and Gaussian distributions of NMPs that ignore the interdependence among them as present in their joint posterior distribution.

The tidal deformability and radius of NS, as a function of mass, are evaluated using our minimally constrained EoSs. The NS properties at canonical mass and the maximum NS mass are found to be consistent with the observational constraints. The correlations of tidal deformability and radius for different NS masses ($1.2 - 1.6 M_\odot$) with the slope and curvature parameter of symmetry energy and the pressure for β -equilibrated charge neutral matter at $2\rho_0$ are studied. We have examined the sensitivity of these correlations to several factors such as, (i) the behavior of the high-density part of the EoS, (ii) the choice of distributions of nuclear matter parameters, their interdependence and uncertainties, (iii) the lower bound on the maximum mass of the stable neutron stars, (iv) the value of transition density beyond which the low-density EoSs are smoothly joined with a diverse set of EoSs constrained only by the causality condition on the speed of sound, (v) the upper bound on the value of tidal deformability.

The tidal deformability is reasonably correlated with the symmetry energy slope parameter L_0 for the EoSs

obtained from the joint posterior distribution of nuclear matter parameters. The correlation of tidal deformability with $K_{\text{sym},0}$ is slightly stronger. These correlations become even stronger when the priors of lower-order nuclear matter parameters corresponding to incompressibility and symmetry energy coefficients are kept fixed. The correlations become noticeably weaker in the absence of interdependence among nuclear matter parameters. For instance, the Pearson's correlations coefficients for $\Lambda_{1.4} - L_0$ ($\Lambda_{1.4} - K_{\text{sym},0}$) are $r \sim 0.4(0.6)$ for independent distribution of nuclear matter parameters which become $r \sim 0.8(0.9)$ for the joint posterior distribution. This implies that the correlations of NS properties with individual symmetry energy parameters are masked in the absence of appropriate constraints on the EoSs at low densities. It also partly explains why the outcome of the similar correlations studied in the earlier publications [31, 37, 39, 42, 48] are at variance. These correlations improve a little bit with the increase in the transition density. The diverse behavior of EoSs at high-density ($\rho \geq \rho_{\text{tr}}$), as modeled by wide variations of the speed of sound within the causal limit, do not affect the sensitivity of the NS properties to the symmetry energy parameters evaluated at saturation density. The results for the correlation of tidal deformability with the pressure at $2\rho_0$ are found to be robust, practically independent of all the factors considered. The correlations of NS radius with the symmetry energy parameters are also sensitive to various factors considered. The vulnerability of correlations of NS properties with individual parameters of symmetry energy and, on the contrary, the robustness of their correlations with $P(2\rho_0)$ needs to be further investigated to

pin down the combination of the optimum number of nuclear matter parameters required to describe the NS properties for the masses $\sim 1.4M_\odot$. With the observations of heavier NS, the correlation between NS properties and symmetry energy parameters presented in this paper may be improved.

V. ACKNOWLEDGEMENTS

The authors are grateful to Sarmistha Banik for critical reading and the suggestions to improve the presentation of the paper. The authors are thankful to Philippe Landry for providing useful feedback to improve the clarity of the paper. N.K.P. would like to acknowledge the Department of Science and Technology, Ministry of Science and Technology, India, for the support of DST/INSPIRE Fellowship/2019/IF190058. A. M. acknowledges support from the Department of Science and Technology (DST)-Science and Engineering Research Board (SERB) Start-up Research Grant No. SRG/2020/001290. The authors sincerely acknowledge the usage of the analysis software BILBY [60, 93] and open data from GWOSC [85]. This article has been assigned LIGO Document No. LIGO-P2200392. BKA acknowledge partial support from the SERB, Department of Science and Technology, Government of India with grant no. SIR/2022/000566 and CRG/2021/000101, respectively. AV would like to acknowledge the CSIR for the support through the CSIR-JRF 09/1026(16303)/2023-EMR-I.

-
- [1] J. R. Oppenheimer and G. M. Volkoff, *Phys. Rev.* **55**, 374 (1939).
 - [2] R. C. Tolman, *Phys. Rev.* **55**, 364 (1939).
 - [3] N. K. Glendenning, *Phys. Rev. D* **46**, 4161 (1992).
 - [4] S. Huth *et al.*, *Nature* **606**, 276 (2022).
 - [5] J. Aasi *et al.* (LIGO Scientific), *Class. Quant. Grav.* **32**, 074001 (2015).
 - [6] F. Acernese *et al.* (VIRGO), *Class. Quant. Grav.* **32**, 024001 (2015).
 - [7] B. P. Abbott *et al.*, *Phys. Rev. X* **9**, 011001 (2019).
 - [8] B. P. Abbott *et al.*, *Astrophys. J.* **882**, L24 (2019).
 - [9] B. P. Abbott *et al.*, *Astrophys. J.* **892**, L3 (2020).
 - [10] M. Punturo *et al.*, *Class. Quant. Grav.* **27**, 194002 (2010).
 - [11] D. Reitze *et al.*, *Bull. Am. Astron. Soc.* **51**, 035 (2019).
 - [12] B. P. Abbott *et al.*, *Phys. Rev. Lett.* **119**, 161101 (2017).
 - [13] T. Malik, N. Alam, M. Fortin, C. Providência, B. K. Agrawal, T. K. Jha, B. Kumar, and S. K. Patra, *Phys. Rev. C* **98**, 035804 (2018).
 - [14] S. De, D. Finstad, J. M. Lattimer, D. A. Brown, E. Berger, and C. M. Biwer, *Phys. Rev. Lett.* **121**, 091102 (2018).
 - [15] F. J. Fattoyev, J. Piekarewicz, and C. J. Horowitz, *Phys. Rev. Lett.* **120**, 172702 (2018).
 - [16] M. M. Forbes, S. Bose, S. Reddy, D. Zhou, A. Mukherjee, and S. De, *Phys. Rev. D* **100**, 083010 (2019).
 - [17] P. Landry and R. Essick, *Phys. Rev. D* **99**, 084049 (2019).
 - [18] J. Piekarewicz and F. J. Fattoyev, *Phys. Rev. C* **99**, 045802 (2019).
 - [19] B. Biswas, P. Char, R. Nandi, and S. Bose, *Phys. Rev. D* **103**, 103015 (2021).
 - [20] H. D. Thi, C. Mondal, and F. Gulminelli, *Universe* **7**, 373 (2021).
 - [21] M. C. Miller *et al.*, *Astrophys. J.* **887**, L24 (2019).
 - [22] T. Riley *et al.*, *Astrophys. J. Lett.* **887**, L21 (2019).
 - [23] M. C. Miller *et al.*, *Astrophys. J. Lett.* **918**, L28 (2021).
 - [24] T. E. Riley *et al.*, *Astrophys. J. Lett.* **918**, L27 (2021).
 - [25] R. W. Romani, D. Kandel, A. V. Filippenko, T. G. Brink, and W. Zheng, *Astrophys. J. Lett.* **934**, L17 (2022).
 - [26] M. Linares, T. Shahbaz, and J. Casares, *Astrophys. J.* **859**, 54 (2018).
 - [27] K. Hebeler, J. M. Lattimer, C. J. Pethick, and A. Schwenk, *Astrophys. J.* **773**, 11 (2013).
 - [28] B.-A. Li and A. W. Steiner, *Phys. Lett. B* **642**, 436 (2006).
 - [29] J. M. Lattimer and M. Prakash, *Astrophys. J.* **550**, 426 (2001).
 - [30] C. Y. Tsang, M. B. Tsang, P. Danielewicz, W. G. Lynch, and F. J. Fattoyev, *Phys. Lett. B* **796**, 1 (2019).
 - [31] C. Y. Tsang, M. B. Tsang, P. Danielewicz, W. G. Lynch, and F. J. Fattoyev, *Phys. Rev. C* **102**, 045808 (2020).
 - [32] N. K. Patra, S. M. A. Imam, B. K. Agrawal, A. Mukherjee, and T. Malik, *Phys. Rev. D* **106**, 043024 (2022).
 - [33] S. M. A. Imam, N. K. Patra, C. Mondal, T. Malik, and B. K. Agrawal, *Phys. Rev. C* **105**, 015806 (2022).
 - [34] P. B. de Tovar, M. Ferreira, and C. Providência, *Phys. Rev. D* **104**, 123036 (2021).
 - [35] C. Mondal and F. Gulminelli, *Phys. Rev. D* **105**, 083016 (2022).

- [36] N. Alam, B. K. Agrawal, M. Fortin, H. Pais, C. Providência, A. R. Raduta, and A. Sulaksono, Phys. Rev. C **94**, 052801 (2016).
- [37] Z. Carson, A. W. Steiner, and K. Yagi, Phys. Rev. D **99**, 043010 (2019).
- [38] H. Güven, K. Bozkurt, E. Khan, and J. Margueron, Phys. Rev. C **102**, 015805 (2020).
- [39] T. Malik, B. K. Agrawal, C. Providência, and J. N. De, Phys. Rev. C **102**, 052801 (2020).
- [40] T. Malik and B. Agrawal, *Constraining the Nuclear Matter EoS from the Properties of Celestial Objects*, Vol. 317 (CRC Press, New York, USA, 2021).
- [41] B. T. Reed, F. J. Fattoyev, C. J. Horowitz, and J. Piekarewicz, Phys. Rev. Lett. **126**, 172503 (2021).
- [42] B. K. Pradhan, D. Chatterjee, M. Lanoye, and P. Jaikumar, Phys. Rev. C **106**, 015805 (2022).
- [43] B. K. Pradhan, D. Chatterjee, R. Gandhi, and J. Schaffner-Bielich, Nucl. Phys. A **1030**, 122578 (2023).
- [44] S. Ghosh, B. K. Pradhan, D. Chatterjee, and J. Schaffner-Bielich, Front. Astron. Space Sci. **9**, 864294 (2022).
- [45] S. Ghosh, D. Chatterjee, and J. Schaffner-Bielich, Eur. Phys. J. A **58**, 37 (2022).
- [46] M. V. Beznogov and A. R. Raduta, (2022), arXiv:2212.07168 [nucl-th].
- [47] B. V. Carlson, M. Dutra, O. Lourenço, and J. Margueron, Phys. Rev. C **107**, 035805 (2023).
- [48] A. Kunjipurayil, T. Zhao, B. Kumar, B. K. Agrawal, and M. Prakash, Phys. Rev. D **106**, 063005 (2022).
- [49] K. Chatziioannou, K. Yagi, A. Klein, N. Cornish, and N. Yunes, Phys. Rev. D **92**, 104008 (2015).
- [50] D. Chatterjee and I. Vidaña, Eur. Phys. J. A **52**, 29 (2016).
- [51] J. R. Stone, V. Dexheimer, P. A. M. Guichon, A. W. Thomas, and S. Typel, Mon. Not. Roy. Astron. Soc. **502**, 3476 (2021).
- [52] L.-W. Chen, C. M. Ko, and B.-A. Li, Phys. Rev. C **72**, 064309 (2005).
- [53] L.-W. Chen, B.-J. Cai, C. M. Ko, B.-A. Li, C. Shen, and J. Xu, Phys. Rev. C **80**, 014322 (2009).
- [54] W. G. Newton, J. Hooker, M. Gearheart, K. Murphy, D.-H. Wen, F. J. Fattoyev, and B.-A. Li, Eur. Phys. J. A **50**, 41 (2014).
- [55] J. Margueron, R. Hoffmann Casali, and F. Gulminelli, Phys. Rev. C **97**, 025805 (2018).
- [56] J. Margueron and F. Gulminelli, Phys. Rev. C **99**, 025806 (2019).
- [57] I. Tews, J. Carlson, S. Gandolfi, and S. Reddy, Astrophys. J. **860**, 149 (2018).
- [58] A. Gelman *et al.*, *Bayesian Data Analysis Third edition* (CRC Press, Boca Raton, Florida, 2013).
- [59] J. Buchner, A. Georgakakis, K. Nandra, L. Hsu, C. Rangel, M. Brightman, A. Merloni, M. Salvato, J. Donley, and D. Kocevski, Astron. Astrophys. **564**, A125 (2014).
- [60] G. Ashton *et al.*, Astrophys. J. Suppl. Ser. **241**, 27 (2019).
- [61] E. Chabanat, P. Bonche, P. Haensel, J. Meyer, and R. Schaeffer, Nucl. Phys. A **635**, 231 (1998).
- [62] E. Chabanat, P. Bonche, P. Haensel, J. Meyer, and R. Schaeffer, Nucl. Phys. A **627**, 710 (1997).
- [63] T. Malik, B. K. Agrawal, J. N. De, S. K. Samaddar, C. Providência, C. Mondal, and T. K. Jha, Phys. Rev. C **99**, 052801 (2019).
- [64] C. Mondal, B. K. Agrawal, and J. N. De, Phys. Rev. C **92**, 024302 (2015).
- [65] C. Mondal, B. K. Agrawal, J. N. De, and S. K. Samaddar, Phys. Rev. C **93**, 044328 (2016).
- [66] A. Sulaksono, T. J. Buervenich, P. G. Reinhard, and J. A. Maruhn, Phys. Rev. C **79**, 044306 (2009).
- [67] R. Essick, P. Landry, A. Schwenk, and I. Tews, Phys. Rev. C **104**, 065804 (2021).
- [68] U. Garg and G. Colò, Prog. Part. Nucl. Phys. **101**, 55 (2018).
- [69] B. K. Agrawal, S. Shlomo, and V. K. Au, Phys. Rev. C **72**, 014310 (2005).
- [70] D. Adhikari *et al.* (CREX), Phys. Rev. Lett. **129**, 042501 (2022).
- [71] D. Adhikari *et al.* (PREX), Phys. Rev. Lett. **126**, 172502 (2021).
- [72] B. Reed and C. J. Horowitz, Phys. Rev. C **101**, 045803 (2020).
- [73] R. Essick, I. Tews, P. Landry, and A. Schwenk, Phys. Rev. Lett. **127**, 192701 (2021).
- [74] P.-G. Reinhard, X. Roca-Maza, and W. Nazarewicz, Phys. Rev. Lett. **127**, 232501 (2021).
- [75] S. Tagami, T. Wakasa, and M. Yahiro, Results in Physics **43**, 106037 (2022).
- [76] M. Ferreira and C. Providência, Phys. Rev. D **104**, 063006 (2021).
- [77] M. Dutra, O. Lourenco, J. S. Sa Martins, A. Delfino, J. R. Stone, and P. D. Stevenson, Phys. Rev. C **85**, 035201 (2012).
- [78] M. Dutra, O. Lourenço, S. S. Avancini, B. V. Carlson, A. Delfino, D. P. Menezes, C. Providência, S. Typel, and J. R. Stone, Phys. Rev. C **90**, 055203 (2014).
- [79] C. Mondal, B. K. Agrawal, J. N. De, S. K. Samaddar, M. Centelles, and X. Viñas, Phys. Rev. C **96**, 021302 (2017).
- [80] J. M. Lattimer, Ann. Rev. Nucl. Part. Sci. **71**, 433 (2021).
- [81] G. Baym, C. Pethick, and P. Sutherland, Astrophys. J. **170**, 299 (1971).
- [82] J. Carriere, C. J. Horowitz, and J. Piekarewicz, Astrophys. J. **593**, 463 (2003).
- [83] M. Fortin, C. Providencia, A. R. Raduta, F. Gulminelli, J. L. Zdunik, P. Haensel, and M. Bejger, Phys. Rev. C **94**, 035804 (2016).
- [84] B. P. Abbott *et al.*, Phys. Rev. Lett. **121**, 161101 (2018).
- [85] R. Abbott *et al.*, SoftwareX **13**, 100658 (2021).
- [86] W.-J. Xie, J.-L. Chen, Z.-W. Ma, J.-H. Guo, and L. Zhu, Chinese Physics C **47**, 014103 (2022).
- [87] B. Biswas, Astrophys. J. **921**, 63 (2021).
- [88] F. Grill, H. Pais, C. Providência, I. Vidaña, and S. S. Avancini, Phys. Rev. C **90**, 045803 (2014).
- [89] H. Pais and C. Providência, Phys. Rev. C **94**, 015808 (2016).
- [90] O. Boukari, H. Pais, S. Antić, and C. Providência, Phys. Rev. C **103**, 055804 (2021).
- [91] “Compose, compstar online supernovae equations of state,”.
- [92] S. Typel *et al.* (CompOSE Core Team), Eur. Phys. J. A **58**, 221 (2022).
- [93] I. M. Romero-Shaw *et al.*, Mon. Not. Roy. Astron. Soc. **499**, 3295 (2020).