

Multicarrier Rate-Splitting Multiple Access: Superiority of OFDM-RSMA over OFDMA and OFDM-NOMA

Mehmet Mert Şahin, *Graduate Student Member IEEE*, Onur Dizdar, *Member, IEEE*, Bruno Clerckx, *Fellow, IEEE*, Huseyin Arslan, *Fellow, IEEE*

Abstract—Rate-splitting multiple access (RSMA) is a multiple access technique generalizing conventional techniques, such as, space-division multiple access (SDMA), non-orthogonal multiple access (NOMA), and physical layer multi-casting, which aims to address multi-user interference (MUI) in multiple-input multiple-output (MIMO) systems. In this study, we leverage the interference management capabilities of RSMA to tackle the issue of inter-carrier interference (ICI) in orthogonal frequency division multiplexing (OFDM) waveform. We formulate a problem to find the optimal subcarrier and power allocation for downlink transmission in a two-user system using RSMA and OFDM and propose a weighted minimum mean-square error (WMMSE)-based algorithm to obtain a solution. The sum-rate performance of the proposed OFDM-RSMA scheme is compared with that of conventional OFDM and OFDM-NOMA by numerical results. It is shown that the proposed OFDM-RSMA outperforms OFDM-NOMA and OFDMA under ICI in diverse propagation channel conditions owing to its flexible structure and robust interference management capabilities.

Index Terms—Rate-splitting multiple access (RSMA), OFDM, inter-carrier interference (ICI)

I. INTRODUCTION

Orthogonal frequency division multiplexing (OFDM) waveform has been widely studied and deployed in wireless communication standards such as 4G-LTE, 5G-NR and Wi-Fi due to its low-complexity implementation and robustness against frequency selective channel models [1]. However, 'sinc' shaped subcarriers of OFDM makes it vulnerable to sources of ICI such as Doppler spread, phase noise, mismatch in local oscillators of receiver and transmitter ends, etc. In fact, ICI destroys the orthogonality of subcarriers in OFDM and causes saturation in the data rate and error floor region in the bit-error-rate (BER) analysis even though the overall transmit power of the system increases [2]. This issue needs to be addressed in order to meet demanding requirements of next generation communication standards.

Rate-splitting multiple access (RSMA) has been shown to achieve the largest upper bound for the achievable rate

M.M. Şahin was with the Department of Electrical Engineering, University of South Florida, Tampa, FL, 33620. He is now with Standards and Mobility Innovation Laboratory, Samsung Research America, Plano, TX, 75023, USA (e-mail: m.sahin@samsung.com).

O. Dizdar was with the Imperial College of London, SW7 2AZ London, U.K. He is now with VIAVI Solutions UK Ltd., SG1 2AN Stevenage, U.K. (e-mail: onur.dizdar@viavisolutions.com).

B. Clerckx is with the Department of Electrical and Electronic Engineering, Imperial College London, London, SW7 2AZ, U.K. and with Silicon Austria Labs (SAL), Graz A-8010, Austria (e-mail: b.clerckx@imperial.ac.uk; bruno.clerckx@silicon-austria.com)

H. Arslan is with the Department of Electrical and Electronics Engineering, Istanbul Medipol University, Beykoz, 34810 Istanbul, Turkey (e-mail: huseyinarslan@medipol.edu.tr).

in the interference channel which makes it promising to address the ICI related problems of the OFDM waveform [3]. Moreover, RSMA has been shown to encapsulate and surpass the performance of space-division multiple access (SDMA), non-orthogonal multiple access (NOMA), orthogonal multiple access (OMA), multicasting in multiple antenna networks in terms of spectral and energy efficiency, latency, and resilience to mixed-critical quality of service [4].

Analysis of RSMA in multi-antenna multicarrier systems has been studied by several papers [5]–[7]. A three step resource allocation scheme is proposed in [5] where power allocation on a single subcarrier, matching between user and subcarrier and power allocation among different subcarriers are solved in steps to maximize the sum-rate. In [6], RSMA is studied in the overloaded multicarrier multi-group multicast downlink scenario by formulating a joint max-min fairness and sum-rate problem. RSMA for joint communications and jamming with a multi-carrier waveform in multiple-input single-output (MISO) broadcast channel (BC) is studied in [7], where optimal precoder and power allocation is investigated for simultaneous communications and jamming in cognitive radio networks.

The abovementioned works consider RSMA to address the problems of various systems employing multi-carrier waveforms, however, the problems of the waveform itself, such as ICI due to Doppler under mobility, are not addressed. In this study, we employ RSMA to solve the challenging problems that OFDM waveform faces under practical channel conditions for the first time. Owing to the flexibility granted by the use of message-splitting and successive interference cancellation (SIC), we show that OFDM-RSMA outperforms OFDMA and OFDM-NOMA in terms of sum-rate under doubly-selective channels.

Notation: Lower-case bold face variables indicate vectors, and upper-case bold face variables indicate matrices, $\text{diag}(\mathbf{M})$ returns the elements on the main diagonal of matrix \mathbf{M} in a vector, $\mathcal{CN}(\mu, \sigma^2)$ represents complex Gaussian random vectors with mean μ and variance σ^2 . The ℓ_2 -norm of a vector and Frobenius norm of a matrix are denoted as $\|\cdot\|$ and $\|\mathbf{A}\|_F$, respectively. $\mathbf{A} \odot \mathbf{B}$ corresponds to Hadamard multiplication of matrices \mathbf{A} and \mathbf{B} ; \mathbf{A}^{o2} denote Hadamard power of matrix \mathbf{A} by two. The notation m_{ij} is the value located in i th row and j th column of matrix \mathbf{M} and \mathbf{e}_i denotes the i th standard unit basis vector of for \mathbb{R}^N .

II. SYSTEM MODEL

We consider a system model, where a transmitter with a single antenna serves K single-antenna users. The transmitter uses

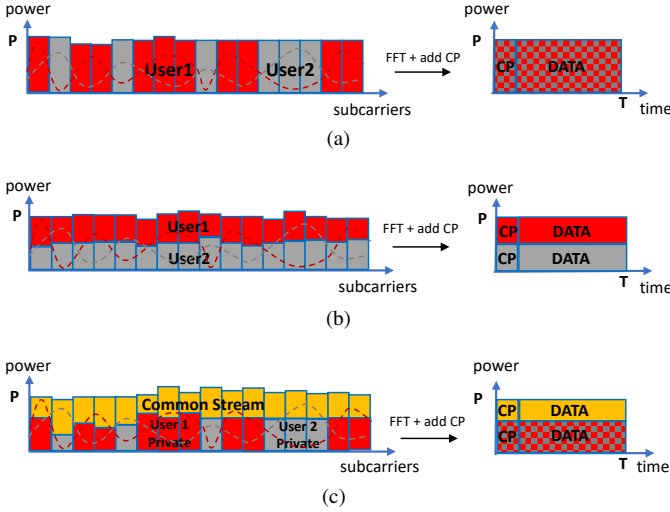


Fig. 1. OFDM based multiple accessing with two users showing channel power of users (dashed line) and power allocation (solid box), (a) conventional OFDMA, (b) OFDM-NOMA, (c) OFDM-RSMA.

OFDM to serve users in the same time slot. As shown in Fig. 1 for a two-user case, three different multiple-accessing schemes are considered for transmission *i.e.*, OFDMA, OFDM-NOMA and OFDM-RSMA.

A. OFDM Transmission for K users

Let \mathbf{x}_k denote the time domain signal of the k -th user expressed as

$$\mathbf{x}_k = \mathbf{A}\mathbf{F}^H \text{diag}(\mathbf{p}_k) \mathbf{d}_k, \quad k \in \mathcal{K} = \{1, 2, \dots, K\}, \quad (1)$$

where $\mathbf{F} \in \mathbb{C}^{N \times N}$ is the N -point fast Fourier transform (FFT) matrix, \mathbf{d}_k is the data symbols carrying information of k -th user, and $\mathbf{p}_k \in \mathbb{C}^{N \times 1}$ is the precoding vector that captures the power allocated to OFDM subcarriers. The cyclic prefix (CP)-addition matrix $\mathbf{A} \in \mathbb{N}^{(N+C) \times N}$, and the CP-removal matrix $\mathbf{B} \in \mathbb{N}^{N \times (N+C)}$ can be expressed as follows:

$$\mathbf{A} = \begin{bmatrix} \mathbf{0}_{C \times (N-C)} & \mathbf{I}_C \\ & \mathbf{I}_N \end{bmatrix}, \quad \mathbf{B} = [\mathbf{0}_{N \times C} \quad \mathbf{I}_N]. \quad (2)$$

The time-domain signal $\mathbf{y}_k \in \mathbb{C}^{(N+C) \times 1}$ received through the k -th user channel \mathbf{H}_k can be written as

$$\mathbf{y}_k = \mathbf{H}_k \sum_{k=1}^K \mathbf{x}_k + \mathbf{n}_k, \quad (3)$$

where the vector $\mathbf{n}_k \in \mathbb{C}^{(N+C) \times 1}$ is the AWGN with $n_{k,i} \sim \mathcal{CN}(0, \sigma^2)$ where $n_{k,i} \in \mathbf{n}_k$ and σ^2 is the power of AWGN.

B. Channel Model

The linear time-varying (LTV) channel model includes multipath propagation and Doppler effect leading to time and frequency shifts on the transmitted signal. The channel model includes complex channel gain, Doppler shift and delay for every path. Therefore, the LTV channel in the time-delay domain, $c(t, \tau)$, can be modeled as follows [8]:

$$c(t, \tau) = \sum_{l=1}^L \alpha_l e^{j2\pi \nu_l t} \delta(\tau - \tau_l), \quad (4)$$

where α_l , τ_l , and ν_l denote the complex attenuation factor, time delay, and Doppler frequency shift associated with the l th discrete propagation path where $l \in \{1, 2, \dots, L\}$. Let N and C be the total subcarrier number with the set of $\mathcal{N} = \{1, 2, \dots, N\}$ and CP length of the OFDM waveform, respectively. It is assumed that CP length is larger than the maximum delay spread to ensure inter-symbol interference (ISI) free transmission. The relation of (4) with the k -th user's time domain channel matrix $\mathbf{H}_k \in \mathbb{C}^{(N+C) \times (N+C)}$ can be represented as follows:

$$\mathbf{H}_k = \sum_{l=1}^L \alpha_l \mathbf{\Pi}^{n_{\tau_l}} \Delta(\nu_l), \quad (5)$$

where the delay matrix $\mathbf{\Pi}^{n_{\tau_l}} \in \mathbb{C}^{(N+C) \times (N+C)}$ is the forward cyclic shifted permutation matrix according to the delay of the l th path. The Doppler shift matrix for the l th path, $\Delta(\nu_l) \in \mathbb{C}^{(N+C) \times (N+C)}$, is defined as $\Delta(\nu_l) = \text{diag} \left(\left[e^{\frac{j2\pi \nu_l}{F_s}}, e^{\frac{j2\pi \nu_l 2}{F_s}}, \dots, e^{\frac{j2\pi \nu_l (N+C)}{F_s}} \right] \right)$, where F_s is the sampling frequency in the system model.

III. PROPOSED OFDM-RSMA SCHEME

In this section, we describe the proposed OFDM-RSMA scheme and formulate a sum-rate maximization problem to obtain the optimal common rate, subcarrier, and power allocation for the proposed scheme. Fig. 2 demonstrates proposed scheme for a two-user scenario. At the transmitter, the message intended for user- k , W_k , is split into common and private parts, which are denoted as $W_{c,k}$ and $W_{p,k}$, $\forall k \in \mathcal{K}$. The common parts of messages for all users are combined into a single common message W_c . The common and private messages are independently encoded into the common and private streams, \mathbf{d}_c and \mathbf{d}_k , $\forall k \in \mathcal{K}$, respectively. The encoded symbols \mathbf{d}_c and \mathbf{d}_k are chosen from a Gaussian alphabet for theoretical analysis. We assume that the streams have unit power, *i.e.*, $\mathbb{E}\{\tilde{\mathbf{d}}\tilde{\mathbf{d}}^H\} = \mathbf{I}$, where $\tilde{\mathbf{d}} = [\mathbf{d}_c^T, \mathbf{d}_1^T, \dots, \mathbf{d}_K^T]^T$.

For a K -user OFDM-RSMA system, the transmitted common stream $\mathbf{x}_c \in \mathbb{C}^{(N+C) \times 1}$, is expressed as follows:

$$\mathbf{x}_c = \mathbf{A}\mathbf{F}^H \text{diag}(\mathbf{p}_c) \mathbf{d}_c, \quad (6)$$

where $\mathbf{p}_c \in \mathbb{C}^{N \times 1}$ is the power allocation precoding vector for the common stream over the OFDM subcarriers. The private stream for user- k , $\mathbf{x}_k \in \mathbb{C}^{(N+C) \times 1}$, is expressed as in (1). The matrix $\mathbf{P} = [\mathbf{p}_1, \dots, \mathbf{p}_K]$ is defined as the collection of all precoding vectors of private streams, \mathbf{p}_k , $\forall k \in \mathcal{K}$. Vectors $\tilde{\mathbf{p}}_{k,n}$ and $\tilde{\mathbf{p}}_{c,n}$ denote that n -th subcarrier is forced not to carry any energy for private and common streams, *i.e.*, $\tilde{\mathbf{p}}_{k,n} = [p_{k,1}, \dots, p_{k,n-1}, 0, p_{k,n+1}, \dots, p_{k,N}]$ and $\tilde{\mathbf{p}}_{c,n} = [p_{c,1}, \dots, p_{c,n-1}, 0, p_{c,n+1}, \dots, p_{c,N}]$. Accordingly, the time-domain received signal (3) can be re-written as follows:

$$\mathbf{y}_k = \mathbf{H}_k \left(\mathbf{x}_c + \sum_{k=1}^K \mathbf{x}_k \right) + \mathbf{n}_k. \quad (7)$$

At the receiver side, we first process the common stream. CP removal matrix and FFT operation are applied to the superimposed signal \mathbf{y}_k to convert it into frequency domain for one-tap equalization and demodulation of the common stream.

Let $\hat{\mathbf{d}}_{c,k} = \mathbf{g}^{c,k} \odot \mathbf{F}\mathbf{B}\mathbf{y}_k$ be k th user's estimate of \mathbf{d}_c , where $\mathbf{g}^{c,k} \in \mathbb{C}^{N \times 1}$ is the one tap-equalizer vector for. After successfully removing the common stream, the estimate of \mathbf{d}_k can be obtained as follows:

$$\hat{\mathbf{d}}_k = \mathbf{g}^k \odot \mathbf{F}\mathbf{B} \left(\mathbf{y}_k - \mathbf{H}_k \mathbf{A} \mathbf{F}^H \text{diag}(\mathbf{p}_c) \hat{\mathbf{d}}_{c,k} \right), \quad (18)$$

where \mathbf{g}^k is the corresponding one-tap equalizer vector for the k th user. The common and private mean-squared-errors (MSEs) for n th subcarrier in the common and private stream are defined as $\varepsilon_{c,k,n} \triangleq \mathbb{E} \left\{ |\hat{d}_{c,k,n} - d_{c,n}|^2 \right\}$ and $\varepsilon_{k,n} \triangleq \mathbb{E} \left\{ |\hat{d}_{k,n} - d_{k,n}|^2 \right\}$ respectively:

$$\varepsilon_{c,k,n} = |g_n^{c,k}|^2 T_{c,k,n} - 2\Re \{ g_n^{c,k} s_{n,n}^{c,k,n} \} + 1, \quad (19a)$$

$$\varepsilon_{k,n} = |g_n^k|^2 T_{k,n} - 2\Re \{ g_n^k v_{n,n}^{k,n} \} + 1. \quad (19b)$$

Optimum minimum mean-square error (MMSE) equalizers for corresponding subcarriers can be found by solving $\frac{\partial \varepsilon_{c,k,n}}{\partial g_n^{c,k}} = 0$ and $\frac{\partial \varepsilon_{k,n}}{\partial g_n^k} = 0$ for $n \in \mathcal{N}$,

$$\left(g_n^{c,k} \right)^{\text{MMSE}} = T_{c,k,n}^{-1} \left(s_{n,n}^{c,k,n} \right)^H, \quad (20a)$$

$$\left(g_n^k \right)^{\text{MMSE}} = T_{k,n}^{-1} \left(v_{n,n}^{k,n} \right)^H. \quad (20b)$$

After substituting optimum equalizers found in (20) into equations in (19), MMSEs can be written as follows:

$$\varepsilon_{c,k,n}^{\text{MMSE}} = T_{c,k,n}^{-1} I_{c,k,n}, \quad \text{and} \quad \varepsilon_{k,n}^{\text{MMSE}} = T_{k,n}^{-1} I_{k,n}. \quad (21)$$

From (21), SINRs in (14) and achievable rates in (15) are expressed as follows [9]:

$$\gamma_{c,k,n} = \frac{1 - \varepsilon_{c,k,n}^{\text{MMSE}}}{\varepsilon_{c,k,n}^{\text{MMSE}}}, \quad \gamma_{k,n} = \frac{1 - \varepsilon_{k,n}^{\text{MMSE}}}{\varepsilon_{k,n}^{\text{MMSE}}}, \quad (22)$$

$$R_{c,k,n} = -\log_2(\varepsilon_{c,k,n}^{\text{MMSE}}), \quad R_{k,n} = -\log_2(\varepsilon_{k,n}^{\text{MMSE}}). \quad (23)$$

To solve the optimization problem of (17a), the weighted MMSE (WMMSE) method [9] is adapted to the OFDM-RSMA structure. Inspired from [10], the augmented WMMSE (AWMMSE) of common and private streams can be written as follows:

$$\zeta_{c,k,n} = u_n^{c,k} \varepsilon_{c,k,n} - \log_2(u_n^{c,k}), \quad (24a)$$

$$\zeta_{k,n} = u_n^k \varepsilon_{k,n} - \log_2(u_n^k), \quad (24b)$$

where $u_n^{c,k}, u_n^k > 0$ are weights associated with the k th user's MSEs of common and private stream in n th subcarrier, respectively. Substituting optimum equalizers of into (24) yields

$$\zeta_{c,k,n} \left((g_n^{c,k})^* \right) = u_n^{c,k} \varepsilon_{c,k,n}^{\text{MMSE}} - \log_2(u_n^{c,k}), \quad (25a)$$

$$\zeta_{k,n} \left((g_n^k)^* \right) = u_n^k \varepsilon_{k,n}^{\text{MMSE}} - \log_2(u_n^k). \quad (25b)$$

Then, taking derivative with respect to weight factors and equating to zero, optimum MMSE weights are obtained as follows:

$$\left(u_n^{c,k} \right)^* = \left(u_n^{c,k} \right)^{\text{MMSE}} \triangleq \left(\varepsilon_{c,k,n}^{\text{MMSE}} \right)^{-1}, \quad (26a)$$

$$\left(u_n^k \right)^* = \left(u_n^k \right)^{\text{MMSE}} \triangleq \left(\varepsilon_{k,n}^{\text{MMSE}} \right)^{-1}. \quad (26b)$$

Finally, the rate-WMMSE relationship can be formulated as follows:

$$\zeta_{c,k,n}^{\text{MMSE}} = 1 - R_{c,k,n}, \quad \text{and} \quad \zeta_{k,n}^{\text{MMSE}} = 1 - R_{k,n}. \quad (27)$$

The deterministic version of AWMSE minimization problem can be formulated as follows:

$$\zeta^c, \mathbf{P}_c, \mathbf{P}, \mathbf{U}, \mathbf{G} \quad \min \quad \sum_{k=1}^K \sum_{n=1}^N \zeta_{c,k,n} + \sum_{k=1}^K \sum_{n=1}^N \zeta_{k,n} \quad (28a)$$

$$\text{s.t.} \quad \sum_{n=1}^N \zeta_{c,k,n} \leq \sum_{k=1}^K \sum_{n=1}^N X_{c,k,n} - N(K-1), \quad (28b)$$

$$\|\mathbf{P}\|_F^2 + \|\mathbf{P}_c\|_F^2 \leq P_t, \quad (28c)$$

$$\sum_{n=1}^N \zeta_{c,k,n} + \sum_{n=1}^N \zeta_{k,n} \leq 2N - R_k^{\min}, \quad (28d)$$

where $X_{c,k,n} = 1 - C_{c,k,n}$ and the sets \mathbf{G} and \mathbf{U} are the collection of optimum MMSE equalizers and weights. Alternating optimization algorithm can be used to solve (28). In s th iteration of the algorithm, the equalizers and weights are firstly updated using the power allocation matrix obtained in the $(s-1)$ th iteration. Then, $(\zeta^c, \mathbf{P}_c, \mathbf{P})$ can be updated by solving the problem (28). $(\zeta^c, \mathbf{P}_c, \mathbf{P})$ and (\mathbf{U}, \mathbf{G}) are iteratively updated until the sum-rate converges. The algorithm is guaranteed to converge as sum-rate increasing in each iteration and it is bounded above for a given power constraint.

By fixing the precoder, the equalizers and weights are updated at the s th iteration of the algorithm, using common and private precoders found at the $(s-1)$ th iteration. The intermediate parameters which are obtained using the updated (\mathbf{G}, \mathbf{U}) can be listed as follows:

$$\alpha_{c,k} = \mathbf{u}^{c,k} \odot |\mathbf{g}^{c,k}|^{o2}, \quad \alpha_k = \mathbf{u}^k \odot |\mathbf{g}^k|^{o2},$$

$$\beta_{c,k} = \text{diag} \left((\alpha_{c,k})^{o(1/2)} \right) \mathbf{F}\mathbf{B}\mathbf{H}_k \mathbf{A} \mathbf{F}^H,$$

$$\beta_k = \text{diag} \left((\alpha_k)^{o(1/2)} \right) \mathbf{F}\mathbf{B}\mathbf{H}_k \mathbf{A} \mathbf{F}^H,$$

$$\mathbf{f}_{c,k} = \text{diag} \left(\mathbf{u}^{c,k} \odot \mathbf{g}^{c,k} \right) \mathbf{F}\mathbf{B}\mathbf{H}_k \mathbf{A} \mathbf{F}^H,$$

$$\mathbf{f}_k = \text{diag} \left(\mathbf{u}^k \odot \mathbf{g}^k \right) \mathbf{F}\mathbf{B}\mathbf{H}_k \mathbf{A} \mathbf{F}^H,$$

$$\mathbf{v}_{c,k} = \log_2 \left(\mathbf{u}^{c,k} \right), \quad \mathbf{v}_k = \log_2 \left(\mathbf{u}^k \right).$$

By fixing the equalizer and weights, the optimization problem can be written as follows to update the precoder:

$$\min_{\zeta^c, \mathbf{P}_c, \mathbf{P}} \quad \sum_{k=1}^K \left[\sum_{n=1}^N \left(\zeta_{c,k,n} + \sum_{\substack{i=1 \\ i \neq k}}^K \sum_{j=1}^N |\chi_{n,j}^i|^2 + |\kappa_{n,n}^k|^2 \right) \right] \quad (29a)$$

$$+ \sum_{j=1}^N |\bar{\kappa}_{n,j}^{k,n}|^2 + (\alpha_k)_n \sigma^2 - 2\Re \{ \omega_n^k \} + u_n^k - v_n^k \Bigg]$$

$$\text{s.t.} \quad \sum_{n=1}^N \left(\sum_{i=1}^K \sum_{n=1}^N |\psi_{n,n}^i|^2 + |\phi_{n,n}^k|^2 + \sum_{j=1}^N |\bar{\phi}_{n,j}^{k,n}|^2 \right) \quad (29b)$$

$$+ (\alpha_{c,k})_n + \sigma^2 - 2\Re \{ \omega_n^{c,k} \} + u_n^{c,k} + v_n^{c,k} \Bigg] \leq \zeta_c$$

$$\|\mathbf{P}\|_F^2 + \|\mathbf{p}_c\|^2 \leq P_t, \quad (29c)$$

$$\sum_{n=1}^N \zeta_{c,k,n} + \sum_{n=1}^N \zeta_{k,n} \leq 2N - R_k^{\min}, \quad (29d)$$

where $\zeta_c = \sum_{k=1}^K \sum_{n=1}^N \zeta_{c,k,n}$ and

$$\begin{aligned} \chi^i &= \beta_i \text{diag}(\mathbf{p}_i), \quad \psi^i = \beta_{c,i} \text{diag}(\mathbf{p}_i), \\ \kappa^{k,n} &= \beta_k \text{diag}(\mathbf{p}_{k,n}), \quad \bar{\kappa}^{k,n} = \beta_k \text{diag}(\bar{\mathbf{p}}_{k,n}), \\ \omega^k &= \text{diag}(\mathbf{f}_k \text{diag}(\mathbf{p}_k)), \quad \omega^{c,k} = \text{diag}(\mathbf{f}_{c,k} \text{diag}(\mathbf{p}_c)), \\ \phi^{k,n} &= \beta_{c,k} \text{diag}(\mathbf{p}_{c,n}), \quad \bar{\phi}^{k,n} = \beta_{c,k} \text{diag}(\bar{\mathbf{p}}_{c,n}). \end{aligned}$$

IV. OFDM-NOMA TRANSMISSION

In a K -user OFDM-NOMA system, k -th user message is decoded after $k-1$ users' signals are successively canceled. SIC order is not alternated at subcarrier level but kept fixed throughout one OFDM symbol as done in practical systems. The received frequency domain signal at the k -th user, \mathbf{r}_k in (11), is modified as follows:

$$\mathbf{r}_k = \mathbf{F}\mathbf{B} \left(\mathbf{y}_k - \mathbf{H}_k \mathbf{A} \mathbf{F}^H \left(\sum_{l=1}^{k-1} \text{diag}(\mathbf{p}_l) \mathbf{d}_l \right) \right). \quad (30)$$

The received power, $T_{k,n} \triangleq \mathbb{E} \{ |\mathbf{r}_k|_n|^2 \}$, at the n th subcarrier of \mathbf{r}_k can be written as follows:

$$T_{k,n} = \underbrace{|v_{n,n}^{k,n}|^2 + \sum_{j=1}^N |\bar{v}_{n,j}^{k,n}|^2 + \sum_{i=k+1}^K \sum_{j=1}^N |w_{n,j}^i|^2}_{I_{k,n}} + \sigma^2, \quad (31)$$

where

$$\begin{aligned} \mathbf{V}^{k,n} &= \mathbf{F}\mathbf{B}\mathbf{H}_k \mathbf{A} \mathbf{F}^H \text{diag}(p_{k,n} \mathbf{e}_n), \quad \forall k \in \mathcal{K}, \quad \forall n \in \mathcal{N}, \\ \bar{\mathbf{V}}^{k,n} &= \mathbf{F}\mathbf{B}\mathbf{H}_k \mathbf{A} \mathbf{F}^H \text{diag}(\bar{\mathbf{p}}_{k,n}), \quad \forall k \in \mathcal{K}, \quad \forall n \in \mathcal{N}, \\ \mathbf{W}^i &= \mathbf{F}\mathbf{B}\mathbf{H}_k \mathbf{A} \mathbf{F}^H \text{diag}(\mathbf{p}_i), \quad \forall i \in \{k+1, \dots, K\}. \end{aligned}$$

Then, the optimization problem for achievable rate maximization using OFDM-NOMA is formulated as follows:

$$\max_{\mathbf{P}} \quad \sum_{k=1}^K \sum_{n=1}^N R_{k,n} \quad (32a)$$

$$\text{s.t.} \quad \sum_{n=1}^N R_{k,n} \geq R_k^{\min}, \quad (32b)$$

$$\|\mathbf{P}\|_F^2 \leq P_t, \quad (32c)$$

where the matrix $\mathbf{P} = [\mathbf{p}_1, \dots, \mathbf{p}_K]$ is defined as the collection of all users' precoding vector, $\mathbf{p}_k, \forall k \in \mathcal{K}$. The formulated problem can be solved using the WMMSE-based approach similar to the technique used for the proposed OFDM-RSMA scheme.

V. SIMULATION RESULTS

In this section, we demonstrate the performance gain of the proposed OFDM-RSMA scheme over OFDMA and OFDM-NOMA under different channel conditions including flat fading, frequency and time selectivity. For simplicity, we study the scenarios where $K = 2$. For OFDM-NOMA, it is assumed

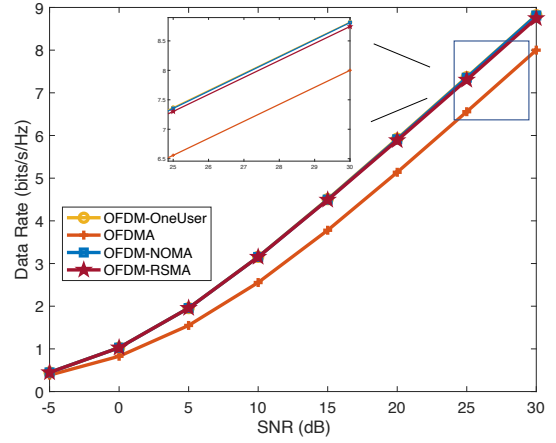


Fig. 3. Performance comparison of OFDMA, OFDM-NOMA, OFDM-RSMA and one user OFDM under flat fading channel.

that user-1 is the weak user having a smaller overall channel gain than user-2 (strong user), so that, the signal of user-1 is decoded first in the SIC process [11]. Throughout the simulations, the OFDM waveform has 35 subcarriers with a sub-carrier spacing (SCS) of 60 kHz.

Fig. 3 illustrates the performance of the considered multiple-accessing schemes under flat-fading channel without Doppler. Here, the sum-rate performance of the proposed OFDM-RSMA method is compared to OFDM with a single user utilizing the whole bandwidth, OFDMA with two users where the whole bandwidth is divided into two equal parts, and OFDM-NOMA. Since flat fading channel with OFDM waveform can be seen as single pipeline SISO-BC scenario, maximizing the sum-rate in OFDM-NOMA and OFDM-RSMA results in allocating power to the strongest user, and hence, performing single user OFDM [12]. The gain of OFDM-RSMA and OFDM-NOMA over OFDMA emanates from the bandwidth division among users, which makes OFDMA a suboptimal transmission strategy from information-theoretic perspective [13].

Fig. 4 demonstrates the sum-rate performance of OFDMA, OFDM-NOMA, and OFDM-RSMA under the both frequency selective and doubly dispersive channels with varying $\Delta d = \frac{f_d}{\Delta f}$, where f_d is the maximum Doppler spread and Δf is the subcarrier spacing. When the channel becomes a frequency selective channel without Doppler spread, $\Delta d = 0$, the OFDM-NOMA and proposed OFDM-RSMA schemes achieve the same performance with waterfilling based OFDMA, which is known to be capacity achieving in frequency selective channels without mobility [14]. As ICI increases in doubly selective channels, the sum-rate of OFDMA drops sharply and saturates at the high SNR regime when interference becomes more dominant than the noise level. It can be seen that OFDM-RSMA and OFDM-NOMA achieve higher data rate than OFDMA in this case due to the SIC process. At high SNR regime, the proposed OFDM-RSMA achieves a higher sum-rate due to its better interference management capability compared to the OFDM-NOMA.

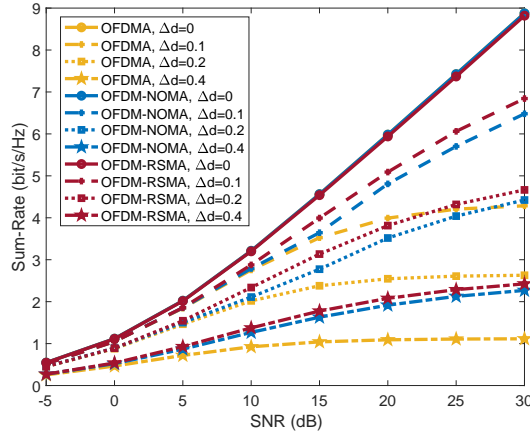


Fig. 4. Sum-rate comparison of OFDMA, OFDM-NOMA, and OFDM-RSMA under the frequency selective and doubly selective channels.

VI. CONCLUSIONS

In this letter, we consider RSMA to address the problems of OFDM waveform under LTV channels. The proposed OFDM-RSMA scheme is robust against ICI stemming from time variations and outperforms OFDMA. Additionally, it is shown that inefficient use of SIC in the OFDM-NOMA scheme limits the exploitation of power variation over subcarriers, a problem which OFDM-RSMA tackles owing to its message-splitting framework. The results show that OFDM-RSMA can provide robustness against performance-limiting challenges of wireless propagation channel, such as, ISI, MUI, ICI, and inter-numerology interference (INI).

REFERENCES

- [1] Z. E. Ankarali, B. Peköz, and H. Arslan, "Flexible radio access beyond 5G: A future projection on waveform, numerology, and frame design principles," *IEEE Access*, vol. 5, pp. 18 295–18 309, 2017.
- [2] T. Wang *et al.*, "Performance degradation of OFDM systems due to Doppler spreading," *IEEE Trans. Wireless Commun.*, vol. 5, no. 6, pp. 1422–1432, 2006.
- [3] Y. Mao *et al.*, "Rate-splitting multiple access: Fundamentals, survey, and future research trends," *IEEE Commun. Surveys Tuts.*, pp. 1–1, 2022.
- [4] Y. Mao, B. Clerckx, and V. O. Li, "Rate-splitting multiple access for downlink communication systems: Bridging, generalizing, and outperforming SDMA and NOMA," *EURASIP J. Wireless Commun. Netw.*, vol. 2018, no. 1, 2018.
- [5] L. Li *et al.*, "Resource allocation for multicarrier rate-splitting multiple access system," *IEEE Access*, vol. 8, pp. 174 222–174 232, 2020.
- [6] H. Chen *et al.*, "Rate-splitting for multicarrier multigroup multicast: Precoder design and error performance," *IEEE Trans. Broadcast.*, vol. 67, no. 3, pp. 619–630, 2021.
- [7] O. Dizdar and B. Clerckx, "Rate-splitting multiple access for communications and jamming in multi-antenna multi-carrier cognitive radio systems," *IEEE Trans. Inf. Forensics Security*, vol. 17, pp. 628–643, 2022.
- [8] F. Hlawatsch and G. Matz, *Wireless Communications Over Rapidly Time-Varying Channels*. Elsevier/Academic Press, 2011.
- [9] S. S. Christensen *et al.*, "Weighted sum-rate maximization using weighted MMSE for MIMO-BC beamforming design," *IEEE Trans. Wireless Commun.*, vol. 7, no. 12, pp. 4792–4799, 2008.
- [10] H. Joudeh and B. Clerckx, "Sum-rate maximization for linearly precoded downlink multiuser MISO systems with partial CSIT: A rate-splitting approach," *IEEE Trans. Commun.*, vol. 64, no. 11, pp. 4847–4861, 2016.
- [11] O. Maraqa *et al.*, "A survey of rate-optimal power domain NOMA with enabling technologies of future wireless networks," *IEEE Commun. Surveys Tuts.*, vol. 22, no. 4, pp. 2192–2235, 2020.

- [12] B. Clerckx, Y. Mao, R. Schober, and H. V. Poor, "Rate-splitting unifying SDMA, OMA, NOMA, and multicasting in MISO broadcast channel: A simple two-user rate analysis," *IEEE Wireless Commun. Lett.*, vol. 9, no. 3, pp. 349–353, 2020.
- [13] Y. Liu *et al.*, "Evolution of NOMA toward next generation multiple access (NGMA) for 6G," *IEEE J. Sel. Areas Commun.*, vol. 40, no. 4, pp. 1037–1071, 2022.
- [14] D. Tse and P. Viswanath, *Fundamentals of Wireless Communication*. USA: Cambridge University Press, 2005.