

Magnetised tori with magnetic polarisation around Kerr black holes: variable angular momentum discs

Sergio Gimeno-Soler^{1,2}, Oscar M. Pimentel³, Fabio D. Lora-Clavijo³, Alejandro Cruz-Osorio⁴ and José A. Font^{1,5}

¹ Departamento de Astronomía y Astrofísica, Universitat de València, Dr. Moliner 50, 46100, Burjassot (València), Spain.
e-mail: sergio.gimeno@uv.es

² Departamento de Matemática da Universidade de Aveiro and Centre for Research and Development in Mathematics and Applications (CIDMA), Campus de Santiago, 3810-183 Aveiro, Portugal.

³ Grupo de Investigación en Relatividad y Gravitación, Escuela de Física, Universidad Industrial de Santander, A. A. 678, Bucaramanga 680002, Colombia.e-mail: oscar.pimentel@correo.uis.edu.co, fadulora@uis.edu.co

⁴ Institut für Theoretische Physik, Max-von-Laue-Straße 1, 60438 Frankfurt, Germany.
e-mail: osorio@itp.uni-frankfurt.de

⁵ Observatori Astronòmic, Universitat de València, C/ Catedrático José Beltrán 2, 46980, Paterna (València), Spain.
e-mail: j.antonio.font@uv.es

Received / Accepted

ABSTRACT

Analytical models of magnetised, geometrically thick discs are relevant to understand the physical conditions of plasma around compact objects and to explore its emitting properties. This has become increasingly important in recent years in the light of the Event Horizon Telescope observations of Sgr A* and M87. Models of thick discs around black holes usually consider constant angular momentum distributions and do not take into account the magnetic response of the fluid to applied magnetic fields. We present a generalisation of our previous work on stationary models of magnetised accretion discs with magnetic polarisation (Pimentel et al. 2018). This extension is achieved by accounting for non-constant specific angular momentum profiles, done through a two-parameter ansatz for those distributions. We build a large number of new equilibrium solutions of thick discs with magnetic polarisation around Kerr black holes, selecting suitable parameter values within the intrinsically substantial parameter space of the models. We study the morphology and the physical properties of those solutions, finding qualitative changes with respect to the constant angular momentum tori of Pimentel et al. (2018). However, the dependences found on the angular momentum distribution or on the black hole spin do not seem to be strong. Some of the new solutions, however, exhibit a local maximum of the magnetisation function, absent in standard magnetised tori. Due to the enhanced development of the magneto-rotational instability as a result of magnetic susceptibility, those models might be particularly well-suited to investigate jet formation through general-relativistic MHD simulations. The new equilibrium solutions reported here can be used as initial data in numerical codes to assess the impact of magnetic susceptibility in the dynamics and observational properties of thick disc-black hole systems.

Key words. accretion, accretion discs – Magnetohydrodynamics (MHD) – black hole physics

1. Introduction

The accretion of hot plasma onto black holes is of great interest in relativistic astrophysics. At galactic scales this process is associated with the growth of supermassive black holes (SMBHs) and their emission of relativistic jets and outflows, and, at stellar scales, with the appearance of short-lived, highly energetic phenomena such as X-ray transients and gamma-ray bursts (GRBs) (Blandford & Znajek 1977; Rees 1984; Begelman et al. 1984; Meier 2003; Mészáros 2006). Observations at distances close to SMBHs have recently become possible thanks to the Event Horizon Telescope (EHT), a Very Long Baseline Interferometry (VLBI) array consisting of radio telescopes devoted to observing the immediate environment of a black hole with an angular resolution comparable to the compact object's event horizon. The EHT collaboration has imaged for the first time the SMBHs at the core of the galaxy M 87 (Event Horizon Telescope Collaboration et al. 2019a) and at the galactic centre, Sagittarius A* (Event Horizon Telescope Collaboration et al. 2022a). These scenarios are perfect laboratories to test fundamental plasma and black hole physics, accretion processes, and general relativity in

the strong field regime, as well as alternative theories of gravity (Event Horizon Telescope Collaboration et al. 2019b,c, 2022b; Kocherlakota et al. 2021). These recent developments are opening a new window to perform direct comparisons between theory and observations, further constraining existing and new models.

The accretion of matter onto a black hole leads to the efficient conversion of gravitational energy into heated plasma, particle acceleration and electromagnetic radiation (Frank et al. 2002). If the black hole rotates, the available energy in the near-horizon region increases significantly. In astrophysical accreting systems, the gravitational energy is stored in a disc-shaped plasma which rotates around a compact object, typically a Kerr black hole. For a maximally rotating Kerr black hole, the binding energy per unit mass a test particle can reach is $0.42 c^2$ and the innermost stable circular orbit shrinks to coincide with the horizon (in areal coordinates) (Bardeen et al. 1972). Accretion is regulated through the (outward) transport of angular momentum in the disc originated by dissipative processes triggered by turbulent viscous stresses. It has long been recognised that magnetic fields play a prominent role in the accretion process. Indeed, random (seed) perturbations in a magnetised disc can trig-

ger the magneto-rotational instability (MRI), which destabilises the delicate balance between magnetic and rotational forces and initiates the energy conversion process (see [Balbus & Hawley \(1998\)](#); [Abramowicz & Fragile \(2013\)](#)).

The shape and extension of accretion discs are determined by their angular momentum distribution and the pressure gradients. Models with a Keplerian angular momentum distribution are infinitely thin and have infinite extension, while discs with non-Keplerian profiles have finite thickness and their radial extent depends on the specific angular momentum distribution. In particular, it is believed that geometrically thick discs (or tori) are present in active galactic nuclei and quasars, micro-quasars, X-ray binaries, and in systems leading to GRBs, either through black-hole-forming, collapsing massive stars or via mergers of compact binaries comprising at least one neutron star ([Rees et al. 1982](#); [Begelman et al. 1984](#); [MacFadyen & Woosley 1999](#); [Abramowicz & Fragile 2013](#); [Just et al. 2015](#)). Thick discs, which are the accretion model we adopt in this paper, have been used in diverse astrophysical contexts such as e.g. the central engine of short GRBs and kilonovae ([Troja et al. 2010](#); [Berger 2014](#); [Metzger 2017](#)), in semi-analytic studies of super-Eddington accretion ([Jiang et al. 2019](#)), or in calculations of low-amplitude quasi-periodic oscillations in X-ray binaries ([Zanotti et al. 2005](#); [Blaes et al. 2006](#); [Montero et al. 2007](#); [Ingram & Motta 2019](#)). Magnetised thick discs have also been used to compute images of SgrA* and to fit its millimetre and radio spectrum ([Vincent et al. 2015](#)).

First numerical models of geometrically thick discs around black holes were developed by [Fishbone & Moncrief \(1976\)](#); [Abramowicz et al. \(1978\)](#); [Kozłowski et al. \(1978\)](#). Those models were constructed for both isentropic and barotropic matter distributions supported by pressure gradients and centrifugal forces. A constant specific angular momentum law was adopted for the material in the disc as the main simplifying assumption. These thick tori (also commonly referred to as “Polish doughnuts”) are routinely used as initial states for general relativistic magneto-hydrodynamical (GRMHD) simulations to study their nonlinear stability and their dynamics in connection with investigations of MRI-driven turbulence, angular momentum transport and accretion (see [Abramowicz & Fragile \(2013\)](#); [Porth et al. \(2019\)](#) and references therein). Since the original thick disc models are purely hydrodynamical, a weak poloidal magnetic field needs to be superimposed on top of this initial state to seed the MRI. A self-consistent solution for a magnetised thick disc around a Kerr black hole was derived by [Komissarov \(2006\)](#), assuming a purely toroidal (i.e. azimuthal) magnetic field. This disc model has been shown to be MRI-unstable under non-axisymmetric perturbations by [Wielgus et al. \(2015\)](#), being otherwise stable in axisymmetry. Dynamical differences between Komissarov’s self-consistent solution and a standard Polish doughnut dressed with an “ad hoc” magnetic field have been studied by [Cruz-Orsio et al. \(2020\)](#) through GRMHD simulations. Highly magnetised discs were found to be unstable (and hence prone to be accreted or expelled) unless the initial data incorporate the magnetic field in a self-consistent way. More recently [Liska et al. \(2020\)](#) have shown that a purely toroidal initial field can generate a large-scale poloidal flux, which is necessary to power jets.

In [Pimentel et al. \(2018\)](#) we extended the Komissarov solution to include the response of the fluid to an applied magnetic field, considering the relativistic magnetic properties of the plasma. This response, parameterised by the magnetic susceptibility, χ_m , leads to equilibrium structures with different sizes and distinct magnetic behaviour. It was found that paramagnetic

discs ($\chi_m > 0$) are smaller (and more compact) but more strongly magnetised near the black hole than the Komissarov solution ($\chi_m = 0$), and even more than diamagnetic discs ($\chi_m < 0$). Accounting for the magnetic susceptibility in Komissarov’s solution leads to a number of additional features worth mentioning: (a) Numerical simulations of paramagnetic discs show that small magnetic stresses grow rapidly, especially near the black hole, indicating that MRI seems to be more effective to drive accretion in such discs ([Pimentel Diaz et al. 2021](#)). MRI generates turbulence that acts as an effective viscosity in the disc, producing the dissipation of energy necessary for the accretion of matter. Viscosity can be described by means of the parameter α_{visc} motivated by the kinetic theory of turbulence ([Shakura & Sunyaev 1973](#)). Observations suggest that α_{visc} should have a value around 0.1 ([King et al. 2007](#)) but MHD disc simulations yield typical values close to 0.02 ([Hawley et al. 2011](#)). However, the inclusion of magnetic susceptibility in the disc model might have an impact on these values, as the recent simulations of paramagnetic discs reported by [Pimentel \(2020\)](#) suggest. Those yield values as high as $\alpha_{\text{visc}} = 0.12$, closer to the values estimated from observations. (b) Models with a non-constant profile of the magnetic susceptibility, decreasing with radius, present a maximum of the magnetisation parameter $\beta_m = p/p_m$ (where p is the thermal pressure and p_m is the magnetic pressure) near the inner edge of the disc. Interestingly, this particular radial dependence of β_m seems to be consistent with results from numerical simulations ([Shiokawa et al. 2011](#); [Porth et al. 2019](#); [Liska et al. 2020](#)). (c) Magnetic-field amplification through the Kelvin-Helmholtz instability is more efficient and effective when the susceptibility of the matter is included in the model ([Pimentel & Lora-Clavijo 2019](#)). (d) Finally, magnetic polarisation also induces effects on the physical properties of the plasma that impact the radiation from the discs ([Velázquez-Cadavid et al. 2023](#)).

One of the main simplifications of the magnetically polarised disc solutions obtained by [Pimentel et al. \(2018\)](#) is that they assume a constant distribution of specific angular momentum. While this choice facilitates the computation of the models it is, however, an academic choice. Moreover, this choice may be even unsuitable to describe systems where the black hole mass grows through accretion due to the appearance of a runaway instability on dynamical time scales, as shown by [Font & Daigne \(2002b\)](#) for unmagnetised discs. A possible solution to this problem is to include a non-constant distribution of angular momentum by e.g. considering that the angular momentum in the equatorial plane increases with the radial distance as a positive power law. This was shown by [Font & Daigne \(2002a\)](#); [Daigne & Font \(2004\)](#) to have a highly stabilising effect. Another possibility was presented by [Qian et al. \(2009\)](#) who combined different distributions of angular momentum in the discs (Keplerian and constant) to build sequences of purely hydrodynamical thick discs. Magnetised thick disc models with non-constant angular momentum distributions have been obtained by [Wielgus et al. \(2015\)](#) and [Gimeno-Soler & Font \(2017\)](#). On the one hand, [Wielgus et al. \(2015\)](#) extended Komissarov’s original solution for the particular case of a power-law distribution of angular momentum. On the other hand, [Gimeno-Soler & Font \(2017\)](#) combined the two approaches for the angular momentum distribution considered in [Komissarov \(2006\)](#) and [Qian et al. \(2009\)](#) to build magnetised Polished doughnuts around Kerr black holes. Additional stationary models of magnetised thick discs have been constructed for hairy black hole spacetimes ([Gimeno-Soler et al. 2019](#); [Gimeno-Soler et al. 2021](#)), a Yukawa black hole potential ([Cruz-Orsio et al. 2021](#)), viscous discs ([Lahiri et al. 2021](#)) and self-gravitating discs ([Shibata 2007](#); [Mach et al. 2019](#)).

The present paper aims to build new sequences of magnetically polarised disc solutions for non-constant angular momentum distributions. To this aim, we merge the approach laid out in [Pimentel et al. \(2018\)](#) with that of [Gimeno-Soler et al. \(2021\)](#) and discuss the modifications that the new rotation law introduces on the properties of stationary magnetically polarised discs. The paper is organised as follows: Section 2 presents the mathematical and computational framework used to construct the models. In particular, we discuss the GRMHD equations with magnetic polarisation, the angular momentum distribution used in our models as well as the space of the parameters we span in our study. The models and their main properties are discussed in Section 3. Finally, Section 4 summarises our conclusions. The paper closes with one appendix where the conditions for the appearance of a local maximum in the magnetisation parameter are investigated. Geometrised units ($G = c = 1$) are used throughout the paper.

2. Numerical Framework

2.1. General relativistic magnetohydrodynamics equations with magnetic polarisation

The dynamics of an ideal fluid with magnetic polarisation in a magnetic field is described by the conservation laws ([Pimentel et al. 2018](#))

$$\nabla_\mu T^{\mu\nu} = 0, \quad (1)$$

$$\nabla_\mu (\rho u^\mu) = 0, \quad (2)$$

and by the relevant Maxwell equations in the ideal GRMHD limit,

$$\nabla_\mu (u^\mu b^\nu - b^\mu u^\nu) = 0. \quad (3)$$

In these equations $T^{\mu\nu}$ is the energy-momentum tensor, ρ is the rest-mass density, and b^μ is the magnetic field measured in a reference frame that moves with the same four-velocity of the fluid, u^μ . The magnetic polarisation can be characterised macroscopically through the magnetisation vector m^μ , which is defined as the magnetic dipole moment per unit volume. From now on, we will concentrate on the physically important case in which m^μ and b^μ are related by means of a linear constitutive equation, $m^\mu = \chi b^\mu$, where $\chi = \chi_m / (1 + \chi_m)$, and χ_m is the magnetic susceptibility. When $\chi_m < 0$ the fluid is diamagnetic and when $\chi_m > 0$ the fluid is paramagnetic. In the first case the polarisation results from induced orbital dipole moments in a magnetic field ([Griffiths 2005](#)), and in the second case the polarisation is generated by magnetic torques in substances whose atoms have a non-zero spin dipole moment.

The total energy-momentum tensor, $T^{\mu\nu}$, for a magnetically polarised fluid was computed in [Maugin \(1978\)](#) and more recently in [Chatterjee et al. \(2015\)](#) following a different approach. The resulting tensor takes the form

$$T^{\mu\nu} = \left[w + b^2(1 - \chi) \right] u^\mu u^\nu + \left[p + \frac{1}{2} b^2(1 - 2\chi) \right] g^{\mu\nu} - (1 - \chi) b^\mu b^\nu, \quad (4)$$

in the linear media approximation. Here, $w \equiv \rho h$ is the enthalpy density, h is the specific enthalpy, p is the thermodynamic pressure, $b^2 = b^\mu b_\mu$, and $g^{\mu\nu}$ is the metric tensor.

Following previous works ([Komissarov 2006](#); [Wielgus et al. 2015](#); [Gimeno-Soler & Font 2017](#); [Pimentel et al. 2018](#)), we assume the test-fluid approximation (i.e. neglect the fluid's self-gravity) and the gravitational field as given by the Kerr metric

in Boyer-Lindquist coordinates (t, R, θ, ϕ) . We also consider that the fluid is axisymmetric and stationary, so the physical variables depend neither on the azimuthal angle ϕ nor on the time t . Finally, we restrict the movement of the fluid in such a way that $u^R = u^\theta = 0$, and the magnetic field topology to a purely toroidal one, so $b^R = b^\theta = 0$. With these assumptions, the equation for baryon number conservation (2) and the relevant Maxwell equations (3) are identically satisfied, and the equilibrium structure of the tori is given by the Euler equation as follows

$$(\ln |u_t|)_{,i} - \frac{\Omega}{1 - l\Omega} l_{,i} + \frac{p_{,i}}{w} - \frac{(\chi p_m)_{,i}}{w} + \frac{[(1 - \chi)\mathcal{L}p_m]_{,i}}{\mathcal{L}w} = 0, \quad (5)$$

where $p_m = b^2/2$ and $\mathcal{L} = g_{t\phi}^2 - g_{tt}g_{\phi\phi}$. In this last expression

$$\Omega = \frac{u^\phi}{u^t} = - \frac{g_{\phi t} + l g_{tt}}{g_{\phi\phi} + l g_{t\phi}}, \quad (6)$$

and

$$l = - \frac{u_\phi}{u_t} = - \frac{g_{\phi t} + \Omega g_{\phi\phi}}{g_{tt} + \Omega g_{t\phi}}, \quad (7)$$

correspond to the angular velocity and specific angular momentum, respectively. As it can be seen, equation (5) reduces to the one obtained by [Komissarov \(2006\)](#) when $\chi = 0$.

Following the procedure presented in [Komissarov \(2006\)](#) and assuming that $\chi = \chi(\mathcal{L})$, Euler's equation can be solved in the form

$$\ln |u_t| + \int_0^p \frac{dp}{w} - \int_0^l \frac{\Omega dl}{1 - l\Omega} + (1 - 2\chi) \frac{\eta}{\eta - 1} \frac{p_m}{w} = \text{constant}, \quad (8)$$

where, for the particular case where χ takes the form ([Pimentel et al. 2018](#))

$$\chi = \chi_0 + \chi_1 \mathcal{L}^\sigma \quad (9)$$

the magnetic pressure can be expressed as follows

$$p_m = K_m \mathcal{L}^{\tilde{\lambda}} w^\eta \tilde{f}, \quad (10)$$

with,

$$\tilde{\lambda} = \frac{1 - \chi_0}{1 - 2\chi_0} (\eta - 1), \quad \tilde{f} = (1 - 2\chi)^{\frac{1-\eta}{2\sigma(1-2\chi_0)} - 1}, \quad (11)$$

here χ_0, χ_1 , and σ are constants.

In the following we depart from the procedure followed by [Pimentel et al. \(2018\)](#) and introduce the same equation of state as it was done in [Montero et al. \(2007\)](#) and [Gimeno-Soler et al. \(2019\)](#),

$$p = K \rho^\Gamma \quad (12)$$

where K and Γ are constants. Integrating Eq. (8) as in [Pimentel et al. \(2018\)](#), we arrive at the final equation we will need to solve

$$W - W_{\text{in}} + \ln \left(1 + \frac{\Gamma K}{\Gamma - 1} \rho^{\Gamma-1} \right) + (1 - 2\chi) \frac{\eta}{\eta - 1} K_m \mathcal{L}^{\tilde{\lambda}} (\rho h)^{\eta-1} \tilde{f} = 0, \quad (13)$$

where $W - W_{\text{in}}$ is the relativistic (gravitational + centrifugal) potential and is defined as

$$W(R, \theta) - W_{\text{in}} = \ln |u_t| - \ln |u_{t,\text{in}}| - \int_{l_{\text{in}}}^l \frac{\Omega dl}{1 - \Omega l}, \quad (14)$$

where the subscript “in” means that the quantity is evaluated at the inner edge of the disc r_{in}

Table 1. Values of the magnetic susceptibility χ_m and the parameter χ_0 for the constant models (top). Values of the parameters χ_0 and χ_1^* for the non-constant susceptibility models (bottom).

	C1	C2	0	C3	C4
χ_m	-0.4	-0.2	0	0.2	0.4
χ_0	-2/3	-1/4	0	1/6	2/7
	M1	M2	0	M3	M4
χ_0	-2/3	0	0	0	2/7
χ_1^*	2/3	-2/3	0	2/7	-2/7

2.2. Angular momentum distribution

Next, we turn to describe the specific angular momentum distribution $l(R, \theta)$ we use in this work. We will follow the procedure described in [Gimeno-Soler et al. \(2021\)](#) (see also references therein for the full description) in which the specific angular momentum distribution at the equatorial plane, $l(R, \pi/2)$, is defined as

$$l\left(R, \frac{\pi}{2}\right) = \begin{cases} l_0 \left(\frac{l_K(R)}{l_K(R_{\text{ms}})}\right)^\alpha & \text{for } R \geq R_{\text{ms}} \\ l_0 & \text{for } R < R_{\text{ms}} \end{cases} \quad (15)$$

where $l_K(R)$ is the Keplerian angular momentum function, R_{ms} is the radius of the innermost (marginally) stable circular orbit (ISCO), l_0 is the parameter that controls the constant part of the distribution, and α changes the slope of the angular momentum profile (from $\alpha = 0$ for a constant profile to $\alpha = 1$ for a Keplerian profile).

The specific angular momentum outside the equatorial plane is computed using the so-called von Zeipel cylinders (see [Daigne & Font \(2004\)](#) and [Gimeno-Soler et al. \(2021\)](#) for a detailed explanation of the exact procedure) where, once the specific angular momentum distribution at the equatorial plane $l_{\text{eq}}(R) = l(R, \pi/2)$ is prescribed, a value of l is assigned to each point outside the equatorial plane by solving the following equation

$$\begin{aligned} & [g_{tt}(R, \theta)\tilde{g}_{t\phi}(R_0) - \tilde{g}_{tt}(R_0)g_{t\phi}(R, \theta)]l_{\text{eq}}^2(R_0) \\ & + [g_{tt}(R, \theta)\tilde{g}_{\phi\phi}(R_0) - \tilde{g}_{tt}(R_0)g_{\phi\phi}(R, \theta)]l_{\text{eq}}(R_0) \\ & + [g_{t\phi}(R, \theta)\tilde{g}_{\phi\phi}(R_0) - \tilde{g}_{t\phi}(R_0)g_{\phi\phi}(R, \theta)] = 0, \end{aligned} \quad (16)$$

where the tilde is a short-hand notation for metric components evaluated at the equatorial plane. The von Zeipel cylinders are surfaces of constant angular velocity Ω and constant angular momentum l , so if a cylinder passing through a generic point (R, θ) also passes through a point $(R_0, \pi/2)$ at the equatorial plane, then $l(R, \theta) = l_{\text{eq}}(R_0)$ and the potential at said point can be computed as

$$W(R, \theta) = W_{\text{eq}}(R_0) + \ln \left[\frac{-u_t(R, \theta)}{-u_t(R_0, \pi/2)} \right]. \quad (17)$$

2.3. Parameter space

The parameters defining our tori can be classified into three groups: on the one hand, we have the parameters related to the magnetic susceptibility such as the susceptibility itself χ_m , and parameters χ_0 and χ_1^* , which we explain below. The values of those parameters are reported in Table 1. A second group comprises parameters l_0 and α characterising the angular momentum distribution. Finally, a third group of parameters is the one related to the black hole properties (mass M , spin a , and sense of rotation) and disc properties (magnetisation and density at

the centre of the disc). It is worth mentioning that the susceptibility values used in this work are motivated by the theory of Langevin, in which, for an electron gas, the paramagnetism is associated with the intrinsic magnetic moment of electrons and the alignment of the spins due to magnetic torques, while the diamagnetism is associated with the electron orbital motion around the magnetic field lines. For a detailed description in the context of magnetised relativistic discs, see [Velázquez-Cadavid et al. \(2023\)](#).

In the first place, regarding the magnetic susceptibility of the disc, we follow an approach similar to that of [Pimentel et al. \(2018\)](#). Therefore, we select 5 models with a constant distribution of the magnetic susceptibility (2 diamagnetic, 1 non-magnetic and 2 paramagnetic; see the top rows of Table 1 for the exact values of the parameters) and 4 models with non-constant magnetic susceptibility. The parameters χ_0 and χ_1 for the latter 4 models are chosen in the following way: i) 2 diamagnetic models, the first one going from $\chi_m = 0$ at $R = R_{\text{in}}$ to $\chi_m = -0.4$ for $R \rightarrow \infty$, and the second one going from $\chi_m = -0.4$ at $R = R_{\text{in}}$ to $\chi_m = 0$ for $R \rightarrow \infty$; ii) 2 paramagnetic models chosen in a similar way, i.e. the first one going from $\chi_m = 0.4$ at $R = R_{\text{in}}$ to $\chi_m = 0$ for $R \rightarrow \infty$ and the second one going from $\chi_m = 0$ at $R = R_{\text{in}}$ to $\chi_m = 0.4$ for $R \rightarrow \infty$. The specific values of χ_0 and χ_1 are obtained by using the following procedure (note that the parameter σ is fixed to $\sigma = -1$ for the non-constant magnetic susceptibility cases¹): First, for the cases with $\chi_m(R = R_{\text{in}}) = \pm 0.4$ and $\chi_m(R \rightarrow \infty) = 0$, we can use Eq. (9) and, employing the relation between χ and χ_m ,

$$\chi = \frac{\chi_m}{1 + \chi_m}, \quad (18)$$

we can see that, at $R = R_{\text{in}}$

$$\chi(\chi_m = \pm 0.4) = \chi_0 + \chi_1 \mathcal{L}^\sigma(R = R_{\text{in}}, \theta = \pi/2), \quad (19)$$

and for $R \rightarrow \infty$

$$0 = \chi_0 + \chi_1 \mathcal{L}^\sigma(R \rightarrow \infty) = \chi_0, \quad (20)$$

where we have used that $\sigma = -1$ and $\mathcal{L}(R \rightarrow \infty) \rightarrow \infty$. Then, it can be seen that for these models:

$$\chi_0 = 0, \quad \chi_1 = \frac{\chi(\chi_m = \pm 0.4)}{\mathcal{L}^\sigma(R = R_{\text{in}}, \theta = \pi/2)}, \quad (21)$$

so the function χ can be written as

$$\chi = \chi(\chi_m = \pm 0.4) \left(\frac{\mathcal{L}(R, \theta)}{\mathcal{L}_{\text{in}}} \right)^\sigma, \quad (22)$$

where $\mathcal{L}_{\text{in}} = \mathcal{L}(R = R_{\text{in}}, \theta = \pi/2)$. Following a similar procedure we can derive the values of the parameters for the cases $\chi_m(R = R_{\text{in}}) = 0$ and $\chi_m(R \rightarrow \infty) = \pm 0.4$. At $R = R_{\text{in}}$ we can write

$$\chi_0 = -\chi_1 \mathcal{L}^\sigma(R = R_{\text{in}}, \theta = \pi/2), \quad (23)$$

and at $R \rightarrow \infty$

$$\chi(\chi_m = \pm 0.4) = \chi_0, \quad (24)$$

so the values of the χ_0 and χ_1 parameters are

$$\chi_0 = \chi(\chi_m = \pm 0.4), \quad \chi_1 = -\frac{\chi(\chi_m = \pm 0.4)}{\mathcal{L}^\sigma(R = R_{\text{in}}, \theta = \pi/2)}, \quad (25)$$

¹ It is important to note that, even though it seems that σ is not relevant for the constant χ cases, the parameter σ is present through the definition of \tilde{f} (see Eq. (11)) in the constant cases. To arrive at the same results as in [Pimentel et al. \(2018\)](#) we need to set $\sigma \rightarrow -\infty$.

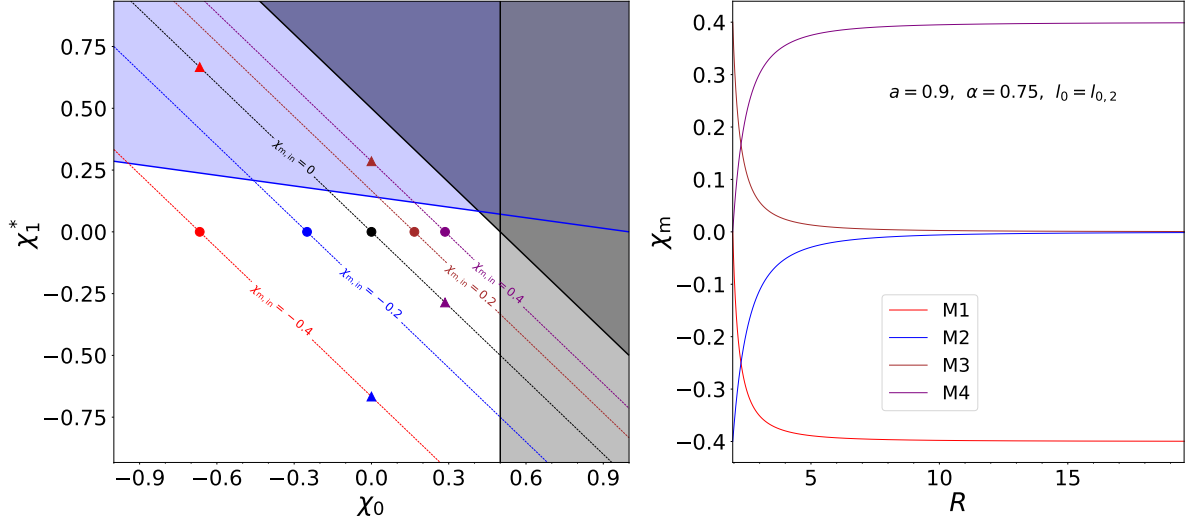


Fig. 1. Left panel: existence diagram for our different magnetic susceptibility models evaluated at $R = R_{\text{in}}$. In red, blue, brown and purple circles we show the constant models, namely C1, C2, C3 and C4. In the same colours, but in triangles, we show the non-constant susceptibility models, namely M1, M2, M3 and M4. The black circle marks the model with $\chi_m = 0$. The grey shaded regions mark the forbidden regions of the parameter space (see discussions in Section 2.3). The blue-shaded area represents the region of the parameter space that allows the existence of a maximum of the magnetisation function $\beta_m(R)$ for some value of the radial coordinate R (see Appendix A) and the dashed lines represent the values of the parameters χ_0 and χ_1^* that yield the same value of the magnetic susceptibility χ_m . Right panel: Radial profiles of $\chi_m(R)$ for the non-constant susceptibility models we have considered for $a = 0.9$, $\alpha = 0.75$ and $l_0 = l_{0,2}$. The χ_m radial profiles are similar for all the values of (a, α, l_0) we have considered.

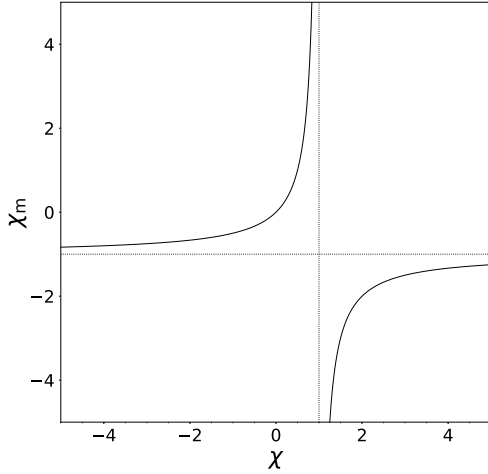


Fig. 2. Dependence of the magnetic susceptibility χ_m as a function of χ .

and the general form of the χ function is

$$\chi = \chi(\chi_m = \pm 0.4) \left(1 - \left(\frac{\mathcal{L}(R, \theta)}{\mathcal{L}_{\text{in}}} \right)^\sigma \right). \quad (26)$$

We can see that the expression for the parameter χ_1 depends on the function \mathcal{L} , so its particular value for different values of the parameters (R_{in}, M, a) will be different. However, we can define a new dimensionless parameter χ_1^* as

$$\chi_1^* = \chi_1 \mathcal{L}_{\text{in}}^\sigma, \quad (27)$$

and therefore we write χ as

$$\chi(R, \theta) = \chi_0 + \chi_1^* \left(\frac{\mathcal{L}(R, \theta)}{\mathcal{L}_{\text{in}}} \right)^\sigma. \quad (28)$$

In this way, the values of the parameters χ_0 and χ_1^* are independent of the parameters (R_{in}, M, a) and, therefore, are the same

for all the different Kerr spacetimes and disc specific angular momentum distributions we are considering, and only depend on the kind of magnetic susceptibility model we are studying. The particular values of (χ_0, χ_1^*) for all models we compute are reported in the bottom rows of Table 1. The actual values of the parameter χ_1 can be computed from the table using the definition (27) and the values of \mathcal{L}_{in} (which can be computed from the data in Tables 2, 3 and 4).

Additionally, it is worth discussing the allowed values for our magnetic susceptibility parameters (χ_0, χ_1^*) . In the left panel of Figure 1, we show a diagram that depicts the location of our set of values for (χ_0, χ_1^*) on the parameter space. The symbols flag the specific models of our sample reported in Table 1. Some of these symbols are joined by dotted lines which correspond to constant values of the magnetic susceptibility χ (and thus, χ_m as well) evaluated at the inner edge of the disc $R = R_{\text{in}}$. The grey shaded regions in Fig. 1 correspond to forbidden regions of the parameter space while the blue shaded regions designate values of (χ_0, χ_1^*) such that the corresponding discs attain a maximum of the magnetisation function β_m for some value of the radial coordinate. The condition for a maximum of β_m to appear is discussed in detail in Appendix A. In addition, in the right panel of Fig. 1 we depict the radial profiles of $\chi_m(R)$ for our choice of non-constant susceptibility models. This is only shown for an illustrative combination of the (a, α, l_0) parameters, namely $a = 0.9$, $\alpha = 0.75$ and $l_0 = l_{0,2}$. We note that the radial profiles are similar for all the values of the parameters (a, α, l_0) we have considered in our study.

To better understand what regions of the parameter space (χ_0, χ_1^*) are available to build our models it is useful to discuss first the correspondence between values of the function χ and the magnetic susceptibility χ_m . This is plotted in Figure 2. In this figure we can identify the following regions: i) $\chi \in (-\infty, 1)$ corresponds to $\chi_m \in (-1, \infty)$ and ii) $\chi \in (1, \infty)$ corresponds to $\chi_m \in (-\infty, -1)$. Then, it is apparent that $\chi = 1$ is an ill-defined value of the function χ , so it must be excluded from our param-

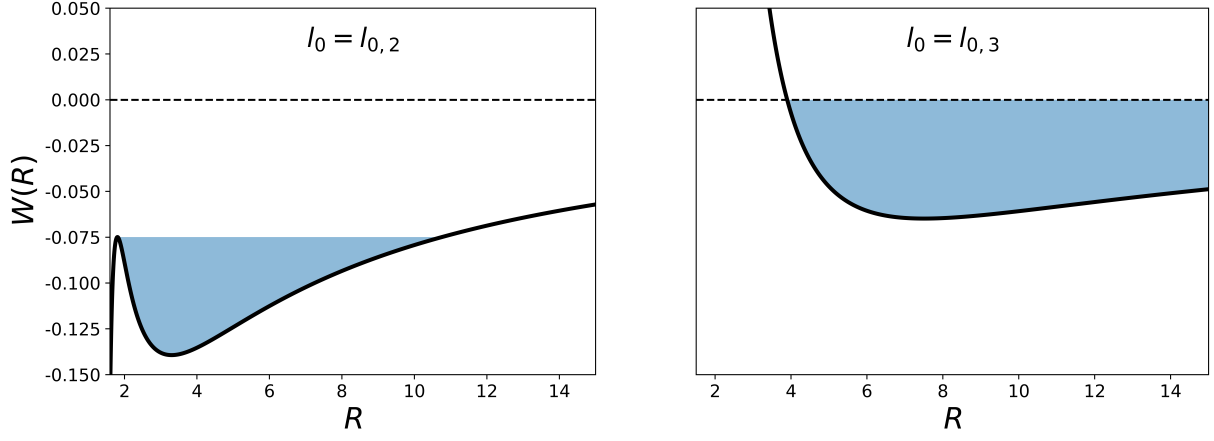


Fig. 3. Radial profiles of the potential $W(R)$ at the equatorial plane for the two models of the constant part of the angular momentum distribution $l_{0,2}$ and $l_{0,3}$, in this case for $a = 0.9$ and $\alpha = 0$. The blue-shaded region shows the region of the potential well that our discs fill. It must be noted that the depth of the potential well ΔW_c is the same for both models.

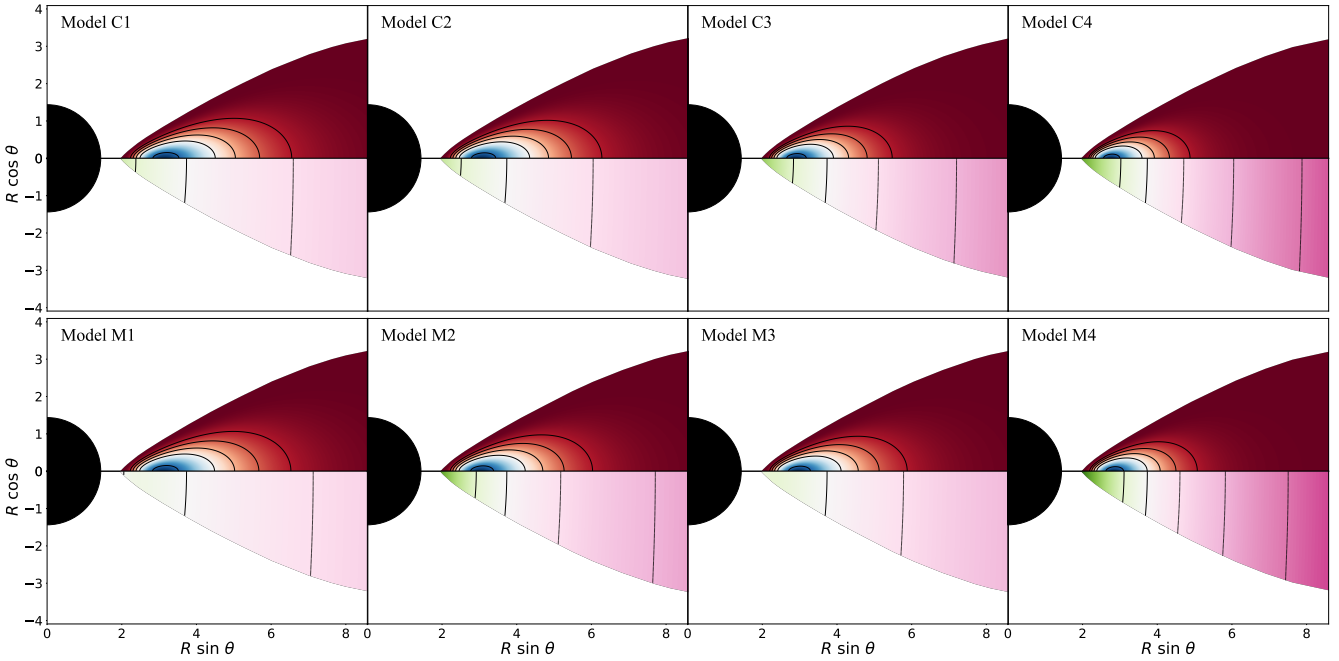


Fig. 4. Rest-mass density profiles (top part of each panel) and $\log_{10} \beta_m$ profiles (bottom half) for our different constant (top row) and non-constant (bottom row) susceptibility models. The columns show, from left to right, models C1 (M1) to C4 (M4) in the top (bottom) row. In this figure, we fix the black hole spin parameter to $a = 0.9$, the exponent of the angular momentum distribution to $\alpha = 0.75$, the constant part of the specific angular momentum distribution to $l_0 = l_{0,2}$ and the magnetisation parameter at the centre of the disc to $\beta_{m,c} = 10^{-2}$.

ter space. Further pathological regions come from the definitions of $\tilde{\lambda}$ and \tilde{f} (Eqs. (11)), namely $\chi_0 \neq 1/2$ to avoid the denominator in the definition of $\tilde{\lambda}$ from being zero, and $\chi < 1/2$, since if $(1 - 2\chi) < 0$, then \tilde{f} does not exist for fractional values of the exponent. We can also exclude the region $\chi_0 \geq 1/2$ taking into account that, in the constant case $\chi = \chi_0$ and in the non-constant case, if $\chi_1^* > 0$ and $\chi_0 \geq 1/2$, then $\chi > 1/2$ and if $\chi_1^* < 0$, χ will approach $1/2$ asymptotically for $R \rightarrow \infty$. For that reason, it is apparent that the $\chi > 1/2$ restriction must be enforced at the inner edge of the disc $R = R_{in}$. Physically speaking, we can relate this limit to the fact that $\chi_m \geq 1$ ($1/2 \leq \chi < 1$) no longer represents a paramagnetic fluid. Using the same argument, we can exclude the region for which $\chi_m \leq 1$ ($\chi \in (1, \infty)$) as well. In the left panel of Fig. 1, the lines $\chi_0 = 1/2$ and $\chi = 1/2$ (i.e. $\chi_1^* = -\chi_0 + 1/2$) are represented by black solid lines and the regions $\chi_0 \geq 1/2$ and

$\chi \geq 1/2$ are shaded in grey. Moreover, the region of the parameter space in which there is a maximum of the function β_m in the disc is shaded in blue. The critical line corresponds to the values of (χ_0, χ_1^*) for which the maximum of the magnetisation function is located at the inner edge of the disc, and it is displayed as a blue line. The constant χ (and χ_m) lines follow the equation $\chi_1^* = (\mathcal{L}/\mathcal{L}_{in}) * (-\chi_0 + \chi)$ which corresponds to parallel oblique lines ($\chi_1^* = -\chi_0 + \chi$) for $R = R_{in}$, and to parallel vertical lines ($\chi = \chi_0$) when $R \rightarrow \infty$.

We turn next to discuss the second group of model parameters, that is, those related to the specific angular momentum distribution at the equatorial plane, Eq. (15), namely the constant part l_0 and the exponent α . Following Gimeno-Soler et al. (2021), we focus on two values for the exponent α , namely $\alpha = 0$ (constant angular momentum) and $\alpha = 0.75$ (nearly Keplerian

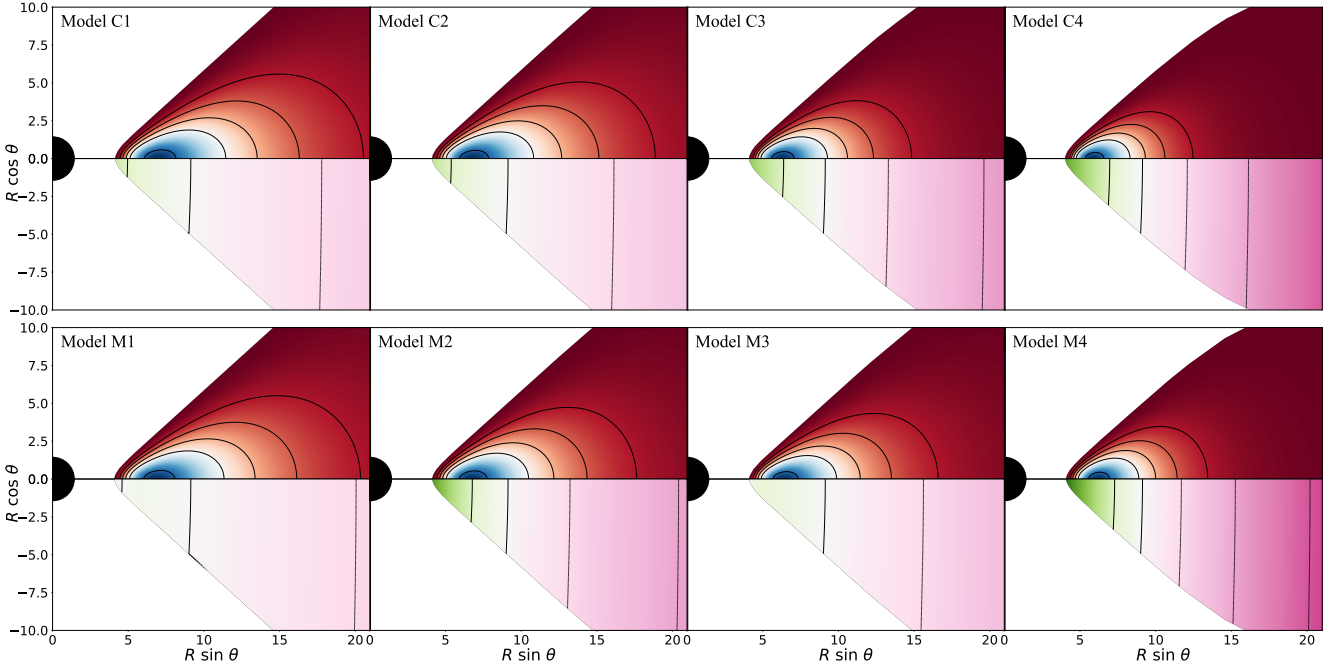


Fig. 5. Same as in Fig. 4 but for $l_0 = l_{0,3}$

rotation). The values of the parameter l_0 are chosen in the following way: First, we compute the value of the depth of the potential well, ΔW_c , which is defined as the difference between the potential at the centre and the potential at the inner edge of the disc, $\Delta W_c \equiv W_c - W_{in}$. This quantity achieves its maximum for a particular value of l_0 , given a set of parameters (M, a, α) (note that for the said value of l_0 , $W(R_{cusp}) = 0$, where R_{cusp} is the location of the cusp, i.e. the point in the equatorial plane where the critical equipotential surface crosses with itself). We will denote this particular value of l_0 as $l_{0,1}$ and the corresponding value of ΔW_c as ΔW_{max} . In this work we are going to use two values of the parameter l_0 (namely, $l_{0,2}$ and $l_{0,3}$) for each set of parameters (M, a, α) . These two values are chosen according to the following criteria: i) $l_{0,2}$ is such that $l_{0,2} < l_{0,1}$ and the corresponding value of the depth of the potential well is $\Delta W_c = \frac{1}{2} \Delta W_{max}$; ii) $l_{0,3}$ is such that $l_{0,3} > l_{0,1}$ and the corresponding value of the depth of the potential well is also $\Delta W_c = \frac{1}{2} \Delta W_{max}$. In Fig. 3 we show the morphology of the potential distribution at the equatorial plane for these two l_0 prescriptions (fixing the spin of the black hole and the exponent of the angular momentum distribution to $a = 0.9$ and $\alpha = 0.75$).

Finally, we discuss the third group of model parameters, those corresponding to properties of the black hole and of the disc. These parameters are fixed in the following way: we select three different values for the spin parameter of the black hole, namely a highly spinning counter-rotating Kerr black hole ($a = -0.9$), a Schwarzschild black hole ($a = 0$) and a highly spinning co-rotating Kerr black hole ($a = 0.9$). The mass parameter of the black hole, M , is fixed at 1. Furthermore, in most of this work, we will focus on a particular value of the magnetisation parameter at the centre of the disc, namely $\beta_{m,c} = 10^{-2}$, which corresponds to a strongly magnetised disc. Lastly, we fix the rest-mass density at the centre of the disc to $\rho_c = 1$.

3. Results

Taking into account our 10-dimensional parameter space, we build in this work a total of 108 different accretion disc models (36 for each value of the black hole spin parameter considered). The most relevant physical information for each model is presented in Tables 2, 3 and 4 for spins $a = -0.9$, $a = 0$ and $a = 0.9$, respectively. Looking at these tables we can observe, in the first place, some generic trends that also appear when considering non-polarised magnetised accretion discs, namely: i) The value of the constant part of the angular momentum ansatz l_0 is smaller when the exponent is $\alpha = 0.75$ (in contrast to the case $\alpha = 0$). This happens for both of the ways we use to prescribe the constant part of the specific angular momentum law (i.e. $l_{0,2}$ and $l_{0,3}$) and it is irrespective of the value of the spin parameter of the black hole. ii) The value of the depth of the potential well ΔW_c is always greater for the models with $\alpha = 0$ (while keeping the other parameters constant) and its value increases with the black hole spin parameter a . This is in agreement with the fact that the quantity ΔW_c achieves its maximum value (for the Kerr spacetime) when $a \rightarrow 1$, $l = l_{mb}$ and $W_{in} = 0$, that value being $\Delta W_c = \frac{1}{2} \log 3$ (Abramowicz et al. 1978). iii) Discs with non-zero values of the exponent α are, in general, slimmer but more radially extended in the sense that their characteristic radii R_{in} and R_c are greater than their corresponding values for the constant angular momentum models.

Moving on to the quantities affected by the magnetic susceptibility of the disc χ_m , we observe that for the models with a constant value of χ_m , the magnetisation parameter at the inner edge of the disc $\beta_{m,in}$ (which also corresponds with its maximum value) is, in general, smaller for the models with $l_0 = l_{0,3}$ when compared to the corresponding values for $l_0 = l_{0,2}$ (the only exception being model C1 for $a = -0.9$ and $\alpha = 0.75$). It is also relevant to mention that this difference between the two values is significantly smaller for the models with $\alpha = 0.75$ and is globally greater for greater values of the spin parameter a . A similar trend is observed for the non-constant susceptibility models, with the particularity that, for models M1 and M3 (the models which are

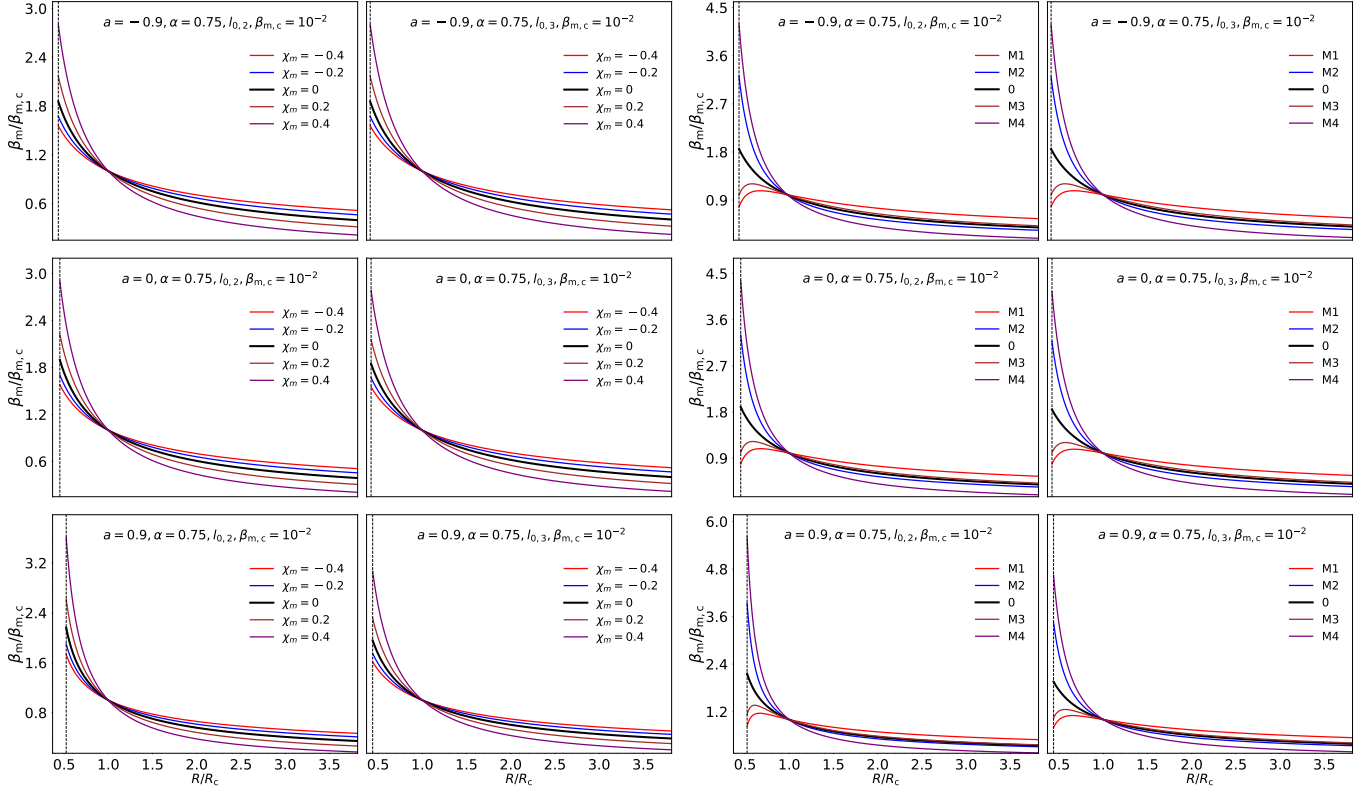


Fig. 6. Normalised radial profiles of the magnetisation function at the equatorial plane, $\beta_m(R)$, for magnetisation parameter at the centre $\beta_{m,c} = 10^{-2}$. In the first and second columns we show the constant susceptibility models, while in the third and fourth columns we show the non-constant susceptibility models. Moreover, the first and third columns correspond to models with the constant part of the specific angular momentum distribution l_0 equal to $l_{0,2}$, and the second and fourth columns to models with $l_0 = l_{0,3}$. From top to bottom the rows depict models with values of the spin parameter of the black hole of -0.9 , 0 and 0.9 . The radial coordinate is normalised with respect to the radius of the centre of the disc R_c for each model and the exponent of the specific angular momentum law is fixed to $\alpha = 0.75$. The vertical dotted line in each plot indicates the inner edge of the torus.

in the blue-shaded region of the left panel of Fig. 1) the value of the magnetisation function at the inner edge of the disc β_{in} does not correspond to the maximum of β_m and it is achieved for a radial coordinate larger than R_{in} . It can also be seen (especially for the case $a = 0.9$) that the models with $l_0 = l_{0,2}$ increase the magnetisation at their inner region for increasing α , when it is the opposite for the models with $l_0 = l_{0,3}$.

If we now turn our attention to the behaviour of the maximum of the rest-mass density ρ_{max} , we can see that it is, in general, greater for models with $l_{0,3}$ than for models with $l_{0,2}$ and it is also greater for models with $\alpha = 0.75$ when compared with the same models with constant specific angular momentum. This quantity can be correlated with the difference $R_{max} - R_c$. Finally, looking at the locations of the maximum of the rest-mass density, R_{max} , and of the magnetic pressure, $R_{m,max}$, we can observe that the discs become less radially extended for increasing value of χ_m . This happens for both constant and non-constant χ_m distributions because at R_c , χ_m decreases from model M4 to model M1 (see right panel of Fig. 1).

In Figures 4 and 5 we show the 2-dimensional distributions of the rest-mass density ρ of the disc (top half of each panel) and magnetisation parameter β_m (in logarithmic scale; bottom half) for a constant value of the exponent of the angular momentum ansatz $\alpha = 0.75$ and a black hole spin parameter of $a = 0.9$. The morphology for different values of α and a is qualitatively the same. The colour code is normalised to the maximum of each plot for the rest-mass density. Correspondingly, for the magnetisation parameter, the deep green colour corresponds

to the greatest value of β_m of each row, the white colour corresponds to $\beta_m = \beta_{m,c}$ and the deep purple colour corresponds to the minimum value of β_m achieved in each row. These figures show that the high-density region of the discs moves towards the inner edge of the discs when χ_m increases. This happens for all the magnetic susceptibility and angular momentum models we have considered. Moreover, looking at the distribution of β_m , we can notice that the isocontours are almost vertical (as the vertical structure of the $\beta_m(R, \theta)$ function is dominated by the function \mathcal{L}) and we observe that the models with greater χ_m are less magnetised at the inner edge of the disc (higher values of β_m). It can also be observed a non-monotonic behaviour for models M1 and M3 for both values of the angular momentum of the disc (the colour of the inner region of the disc is whiter).

Figure 6 depicts the quotient $\beta_m/\beta_{m,c}$ versus the radial coordinate for our 54 models with $\alpha = 0.75$ (the results for the constant angular momentum solutions are qualitatively very similar). In the left part of the figure we show the constant χ_m models (C1 to C4) and in the right part, the non-constant χ_m models (M1 to M4). It is apparent that, as we noted before, models with higher values of the susceptibility are less magnetised in the inner regions of the disc. In addition, we can also observe in this figure that they are more magnetised in the outer regions of the disc (which also could be observed in Figs. 4 and 5 to a lesser extent). Both for the constant and non-constant susceptibility cases, models with $l_0 = l_{0,2}$ are less magnetised than models with $l_0 = l_{0,3}$ in the inner region of the disc. It also can be seen that increasing the spin parameter of the black hole yields

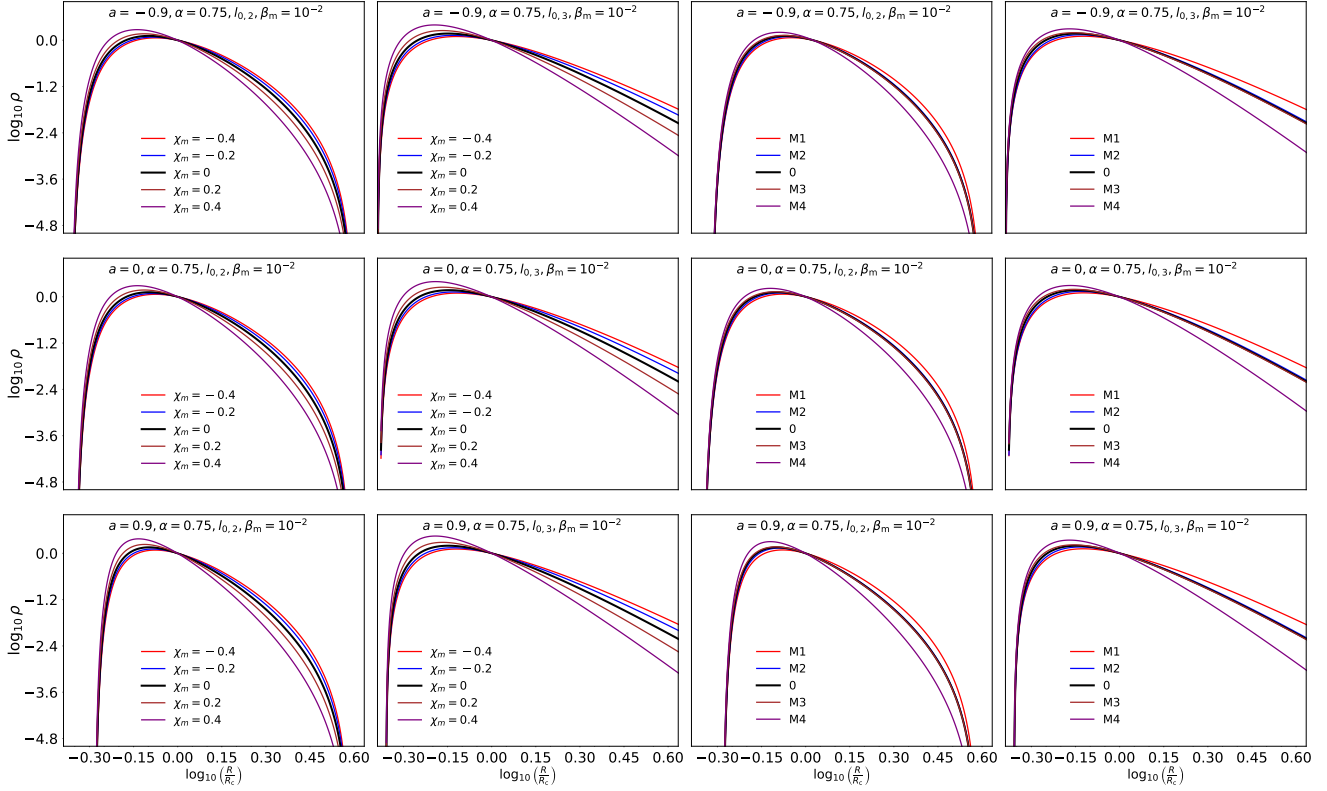


Fig. 7. Radial profiles of the rest-mass density ρ in double logarithmic scale at the equatorial plane. The layout of this figure is the same as in Fig. 6.

potentially higher values of the magnetisation at the inner edge of the disc. Focusing on the models with non-constant χ_m , we see that models M1 and M3 show a local maximum of the magnetisation parameter at the inner part of the disc. We also observe that the slope of the β_m function is steeper than in the constant χ_m cases. In the outer regions of the disc, as expected, models M1 and M3 depart more from the $\chi_m = 0$ case than models M2 and M4 (which almost overlap with the $\chi_m = 0$ curve) because for these two models, $\chi_m \rightarrow 0$ when $R \rightarrow \infty$.

In Figure 7 we plot the logarithm of the rest-mass density versus the logarithm of the normalised radial coordinate R/R_c . The models selected are the same as in Fig. 6 and the profiles are shown at the equatorial plane. Focusing on the constant magnetic susceptibility models (leftmost two columns), we see that, as previously noted, the discs with $l_0 = l_{0,3}$ are more radially extended than their $l_{0,2}$ counterparts. Moreover, the diamagnetic models (C1 and C2) are less dense in the inner region of the disc, but are denser in the outer regions. The exact opposite happens for the paramagnetic models (C3 and C4), where matter is more concentrated in the inner regions of the disc. It is also apparent that the dependence of the rest-mass distributions on χ_m is qualitatively the same for all values of a and α . Turning now to the non-constant susceptibility models (rightmost two columns), we see that models M1 and M4 behave in a very similar way compared with their constant χ_m (diamagnetic and paramagnetic, respectively) counterparts. This happens because, for these two models, $\chi_m \rightarrow \pm 0.4$ (i.e. a non-zero value of χ_m) for increasing R , while models M2 and M3 (which have a significant value of χ_m only in the regions close to the inner edge of the disc) have a radial rest-mass density distribution very close to the one of a $\chi_m = 0$ model, even in the inner region where the magnetic susceptibility is most relevant for these two models. We also note that the presence of a relative maximum in the

magnetisation parameter β_m (cf. Fig. 6) does not seem to affect the radial distribution of rest-mass density in a significant way. It is also worth highlighting the similarity between the rest-mass density distributions presented here and the same kind of plots but for $\chi_m = 0$ and different values of the magnetisation parameter at the centre of the disc $\beta_{m,c}$ (see, for instance Gimeno-Soler et al. (2019) and Gimeno-Soler et al. (2021)), with the paramagnetic models being similar to more strongly magnetised models, and the diamagnetic models being similar to more weakly magnetised models.

In Figure 8 we show how variations of the magnetic susceptibility affect the value of the relative thickness of the disc H/R , which is defined as (Shiokawa et al. 2011)

$$\left(\frac{H}{R}\right)(r) := \frac{\int_0^\pi \rho |\pi/2 - \theta| d\theta}{\int_0^\pi \rho d\theta}. \quad (29)$$

Note that in this equation the radial coordinate is represented by r . The rows of Fig. 8 correspond to the two different values for the exponent of the specific angular momentum ansatz (namely 0 and 0.75) while the columns indicate different values of the spin parameter a (-0.9, 0, and 0.9, from left to right). In each plot, the dotted, dashed and solid (horizontal) grey lines join models with the same value of the magnetisation parameter at the centre of the disc $\beta_{m,c}$ (respectively, 10^2 , 1 and 10^{-2}) and the solid and dashed (vertical) lines join models with the same kind of χ_m distribution. Moreover, the data points located in the top part of each plot represent the models with $l_0 = l_{0,3}$ while those at the bottom part correspond to the models with $l_0 = l_{0,2}$. The relative thickness of the disc shown in Fig. 8 is evaluated at the location of the maximum rest-mass density of each model. As expected, the relative thickness at such maximum density is almost constant for weakly and mildly magnetised discs i.e. if the

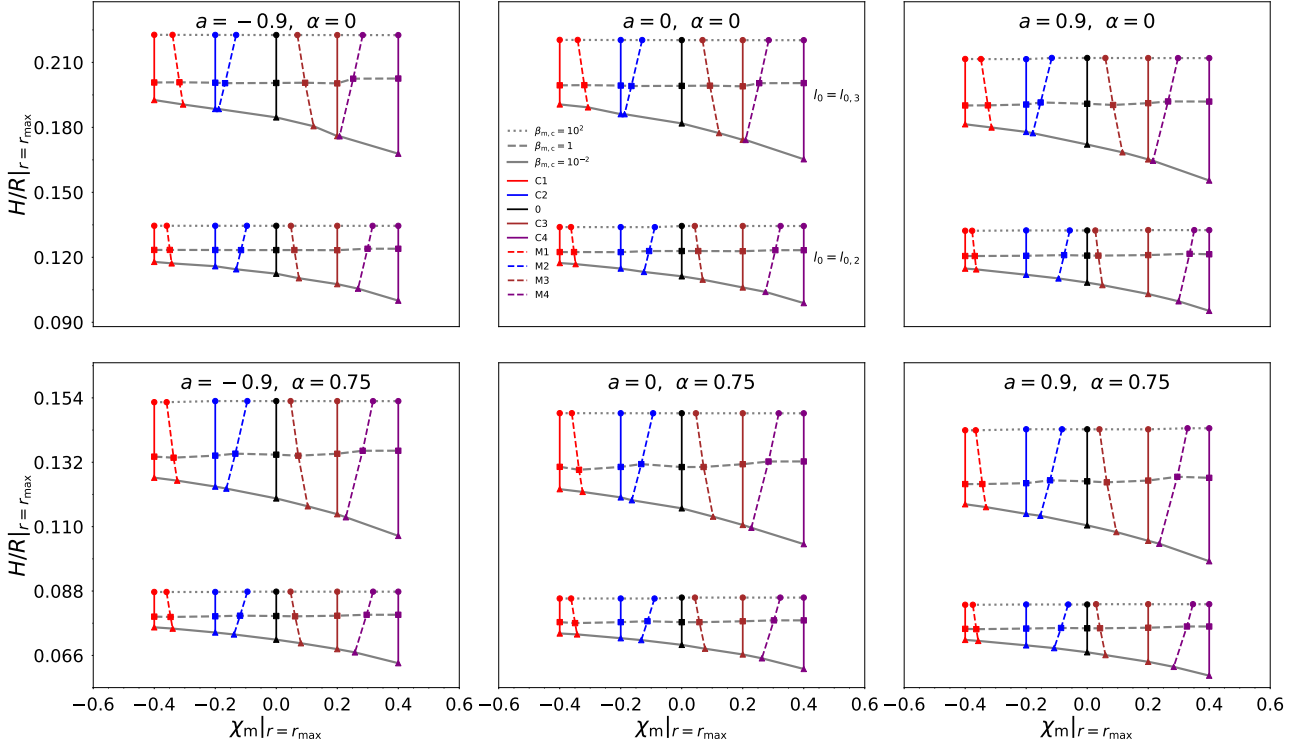


Fig. 8. Values of the relative thickness H/R evaluated at the point of maximum rest mass density ρ_{\max} as a function of the magnetic susceptibility χ_m evaluated at the same point. In the rows, we show models with a different value of the exponent of the angular momentum ansatz, namely $\alpha = 0$ (top row) and $\alpha = 0.75$ (bottom row). In the columns, we show models with different values of the spin parameter of the black hole (namely, from left to right $a = -0.9, 0$ and 0.9). In each panel we show, at the top part, models with $l_0 = l_{0,3}$ and at the bottom part, the models for $l_0 = l_{0,2}$. Departing from the rest of the paper, here we computed models for three different values of the magnetisation parameter at the centre of the disc, namely $\beta_{m,c} = 10^2, 1$ and 10^{-2} . The points representing models with the same value of $\beta_{m,c}$ are denoted by circular, square and triangular markers respectively and are joined by dotted dashed and solid grey lines. In addition, the models built following the constant magnetic susceptibility prescriptions C1, C2, 0, C3 and C4, are denoted by red, blue, black, brown and purple markers respectively (and joined by solid lines of the same colours) and the non-constant magnetic susceptibility models (M1 to M4) are denoted by red, blue, brown and purple markers respectively and joined by dashed lines of the same colours.

magnetic field is not strong enough, and the contribution of the magnetic polarisation does not affect the disc. Dependence on the magnetic susceptibility can only be seen for strongly magnetised discs ($\beta_{m,c} = 10^{-2}$). Moreover, as we already noticed in Figs. 4 and 5, the models with $l_0 = l_{0,3}$ are consistently thicker than those with $l_0 = l_{0,2}$. It can also be seen that increasing the magnetisation of the disc yields thinner discs. Finally, the relative thickness of the disc slightly decreases for increasing values of the spin parameter and, as expected, it depends strongly on the value of the exponent α : models with a constant value of the specific angular momentum are significantly thicker than those with $\alpha = 0.75$.

In summary, in the case of constant angular momentum discs our models have values of the relative thickness H/R in the range (0.1, 0.22) while, in the case of non-constant angular momentum discs, the values are in the range (0.06, 0.15). We note that these upper values could be increased if we considered greater values of l_0 . Conversely, the lower limit of the range could be further reduced considering values of the exponent α closer to 1.

4. Conclusions

In this work we have computed equilibrium solutions of magnetised, geometrically thick accretion discs with magnetic polarisation endowed with a non-constant specific angular momentum distribution around Kerr black holes. Our study is a generalisation

of the previous work on magnetised accretion discs with magnetic polarisation carried out by Pimentel et al. (2018) in which only a constant angular momentum distribution (a “Polish doughnut”) was inspected. The new disc solutions reported in this paper have been obtained by combining the two approaches reported by Pimentel et al. (2018) and Gimeno-Soler et al. (2021). On the one hand, we have followed the work of Pimentel et al. (2018) to consider a magnetically polarised fluid in the linear media approximation in which the magnetic susceptibility takes a specific functional form in order to fulfil the integrability conditions for Euler’s equation. On the other hand, the specific angular momentum distribution of the fluid has been prescribed following the ansatz introduced by Gimeno-Soler et al. (2021) in which the angular momentum at the equatorial plane is computed as a two-parameter function of the Keplerian angular momentum function which is, in turn, a function of the radial coordinate. From this solution the angular momentum distribution outside the equatorial plane is obtained by computing the so-called von Zeipel cylinders (following the approach employed in Daigne & Font (2004)).

We have studied the morphology and physical properties of a large number of equilibrium solutions which were obtained by selecting suitable parameter values within the substantial parameter space spanned by the models. Those include the spin of the black hole, the two parameters of the specific angular momentum distribution, the two parameters of the magnetic susceptibility

Table 2. Values of the relevant physical magnitudes of our results for $a = -0.9$. From left to right, the columns correspond to the particular model of magnetic polarisation we are considering, the constant part of the specific angular momentum distribution l_0 (for each model, the first and third rows corresponds to $l_0 = l_{0,2}$ and the second and fourth rows to $l_0 = l_{0,3}$), the exponent of the angular momentum distribution α , the depth of the potential well at the centre ΔW_c , the positions of the inner edge of the disc R_{in} , the centre of the disc R_c and the outer edge of the disc R_{out} , the maximum value of the magnetisation parameter $\beta_{m,max}$, the value of the magnetisation parameter at the inner edge of the disc $\beta_{m,in}$, the maximum value of the rest-mass density ρ_{max} , the location of the maximum of the rest-mass density R_{max} and the location of the maximum of the magnetic pressure $R_{m,max}$.

Model	l_0	α	ΔW_c	R_{in}	R_c	R_{out}	$\beta_{m,max}(\times 10^{-2})$	$\beta_{m,in}(\times 10^{-2})$	ρ_{max}	R_{max}	$R_{m,max}$
C1	4.61	0	-1.43×10^{-2}	6.09	13.74	45	1.55	1.55	1.12	11.96	12.33
	6.21	0	-1.43×10^{-2}	16.27	33.02	∞	1.42	1.42	1.16	27.46	28.42
	4.44	0.75	-4.66×10^{-3}	6.87	15.85	61.9	1.56	1.56	1.15	13.33	13.83
	4.85	0.75	-4.66×10^{-3}	16.61	40.60	∞	1.55	1.55	1.25	30.85	32.49
C2	4.61	0	-1.43×10^{-2}	6.09	13.74	45	1.67	1.67	1.16	11.78	12.14
	6.21	0	-1.43×10^{-2}	16.27	33.02	∞	1.50	1.50	1.22	26.85	28.09
	4.44	0.75	-4.66×10^{-3}	6.87	15.85	61.9	1.67	1.67	1.20	13.03	13.58
	4.85	0.75	-4.66×10^{-3}	16.61	40.60	∞	1.67	1.67	1.34	30.00	31.65
0	4.61	0	-1.43×10^{-2}	6.09	13.74	45	1.84	1.84	1.23	11.49	11.90
	6.21	0	-1.43×10^{-2}	16.27	33.02	∞	1.63	1.63	1.31	26.27	27.15
	4.44	0.75	-4.66×10^{-3}	6.87	15.85	61.9	1.86	1.86	1.29	12.65	13.25
	4.85	0.75	-4.66×10^{-3}	16.61	40.60	∞	1.85	1.85	1.49	28.93	30.66
C3	4.61	0	-1.43×10^{-2}	6.09	13.74	45	2.15	2.15	1.37	11.10	11.60
	6.21	0	-1.43×10^{-2}	16.27	33.02	∞	1.84	1.84	1.49	25.18	26.56
	4.44	0.75	-4.66×10^{-3}	6.87	15.85	61.9	2.17	2.17	1.47	12.18	12.82
	4.85	0.75	-4.66×10^{-3}	16.61	40.60	∞	2.16	2.16	1.78	27.62	29.37
C4	4.61	0	-1.43×10^{-2}	6.09	13.74	45	2.77	2.77	1.69	10.56	11.11
	6.21	0	-1.43×10^{-2}	16.27	33.02	∞	2.25	2.25	1.89	24.18	25.45
	4.44	0.75	-4.66×10^{-3}	6.87	15.85	61.9	2.80	2.80	1.88	11.54	12.22
	4.85	0.75	-4.66×10^{-3}	16.61	40.60	∞	2.80	2.80	2.49	26.00	27.78
M1	4.61	0	-1.43×10^{-2}	6.09	13.74	45	1.07	0.78	1.13	11.90	12.08
	6.21	0	-1.43×10^{-2}	16.27	33.02	∞	1.03	0.75	1.18	27.15	27.25
	4.44	0.75	-4.66×10^{-3}	6.87	15.85	61.9	1.07	0.77	1.16	13.25	13.46
	4.85	0.75	-4.66×10^{-3}	16.61	40.60	∞	1.07	0.78	1.27	30.56	30.95
M2	4.61	0	-1.43×10^{-2}	6.09	13.74	45	3.17	3.17	1.19	11.66	12.40
	6.21	0	-1.43×10^{-2}	16.27	33.02	∞	2.62	2.62	1.23	26.85	29.10
	4.44	0.75	-4.66×10^{-3}	6.87	15.85	61.9	3.21	3.21	1.24	12.93	13.93
	4.85	0.75	-4.66×10^{-3}	16.61	40.60	∞	3.20	3.20	1.38	29.82	33.15
M3	4.61	0	-1.43×10^{-2}	6.09	13.74	45	1.20	1.00	1.27	11.32	11.60
	6.21	0	-1.43×10^{-2}	16.27	33.02	∞	1.10	0.92	1.38	25.71	25.99
	4.44	0.75	-4.66×10^{-3}	6.87	15.85	61.9	1.20	0.99	1.34	12.47	12.80
	4.85	0.75	-4.66×10^{-3}	16.61	40.60	∞	1.20	1.00	1.57	28.26	28.93
M4	4.61	0	-1.43×10^{-2}	6.09	13.74	45	4.13	4.13	1.48	10.95	11.72
	6.21	0	-1.43×10^{-2}	16.27	33.02	∞	3.19	3.19	1.55	25.18	27.46
	4.44	0.75	-4.66×10^{-3}	6.87	15.85	61.9	4.19	4.19	1.60	12.02	13.03
	4.85	0.75	-4.66×10^{-3}	16.61	40.60	∞	4.18	4.18	1.97	27.39	30.37

ity of the fluid, and the magnetisation parameter at the centre of the disc. The latter was fixed to $\beta_{m,c} = 10^{-2}$ for most of our models since the effects induced by changes in the magnetic susceptibility of the disc are very small if the magnetisation of the disc is weak. Our results show that the qualitative changes introduced in the morphology of the discs and in its physical quantities do not depend strongly on the angular momentum distribution. Despite our new set of models have an increased degree of realism as compared with those of Pimentel et al. (2018) the differences found are not large. We have also observed that the morphological changes do not seem to depend much on the black hole spin.

Focusing on the effects of the magnetic susceptibility, we have seen that for constant χ_m , discs tend to be thicker and more radially extended for the case of diamagnetic models (i.e. $\chi_m < 0$). Moreover, the magnetisation in such models is stronger in

the inner part of the disc ($R < R_c$) and weaker in the outer region ($R > R_c$). The exact opposite happens when the disc is paramagnetic (i.e. $\chi_m > 0$). On the other hand, models with a non-constant distribution of magnetic susceptibility attain a qualitatively similar morphological appearance. However, for these models the distribution of the magnetisation behaves in a different way: those with a positive value of the slope (and independently on the sign) of the $\chi_m(R)$ distribution are less magnetised in the inner region and more magnetised in the outer part. The opposite happens for models with a negative slope of $\chi_m(R)$. In addition, for such models the magnetisation function exhibits a local maximum, which cannot happen in standard Komissarov's discs (Komissarov 2006; Pimentel et al. 2018).

We close this paper by pointing out two immediate applications we plan to carry out as a result of the results reported

Table 3. Same as in Table 2 but for $a = 0$.

Model	l_0	α	ΔW_c	R_{in}	R_c	R_{out}	$\beta_{m,max}(\times 10^{-2})$	$\beta_{m,in}(\times 10^{-2})$	ρ_{max}	R_{max}	$R_{m,max}$
C1	3.88	0	-2.14×10^{-2}	4.28	9.30	30	1.58	1.58	1.13	8.09	8.33
	5.18	0	-2.14×10^{-2}	11.02	22.21	∞	1.42	1.42	1.16	18.41	19.18
	3.76	0.75	-6.84×10^{-3}	4.79	10.65	41	1.58	1.58	1.16	8.95	9.29
	4.08	0.75	-6.84×10^{-3}	11.15	26.74	∞	1.55	1.55	1.24	20.36	21.50
C2	3.88	0	-2.14×10^{-2}	4.28	9.30	30	1.71	1.71	1.17	7.94	8.21
	5.18	0	-2.14×10^{-2}	11.02	22.21	∞	1.51	1.51	1.22	17.98	18.71
	3.76	0.75	-6.84×10^{-3}	4.79	10.65	41	1.70	1.70	1.21	8.77	9.14
	4.08	0.75	-6.84×10^{-3}	11.15	26.74	∞	1.70	1.70	1.33	19.84	20.91
0	3.88	0	-2.14×10^{-2}	4.28	9.30	30	1.90	1.90	1.25	7.74	8.06
	5.18	0	-2.14×10^{-2}	11.02	22.21	∞	1.64	1.64	1.31	17.56	18.26
	3.76	0.75	-6.84×10^{-3}	4.79	10.65	41	1.90	1.90	1.31	8.53	8.91
	4.08	0.75	-6.84×10^{-3}	11.15	26.74	∞	1.85	1.85	1.48	19.18	20.36
C3	3.88	0	-2.14×10^{-2}	4.28	9.30	30	2.24	2.24	1.40	7.47	7.82
	5.18	0	-2.14×10^{-2}	11.02	22.21	∞	1.85	1.85	1.49	16.91	17.70
	3.76	0.75	-6.84×10^{-3}	4.79	10.65	41	2.23	2.23	1.50	8.21	8.63
	4.08	0.75	-6.84×10^{-3}	11.15	26.74	∞	2.16	2.16	1.77	18.26	19.50
C4	3.88	0	-2.14×10^{-2}	4.28	9.30	30	2.92	2.92	1.74	7.13	7.50
	5.18	0	-2.14×10^{-2}	11.02	22.21	∞	2.27	2.27	1.89	16.19	17.04
	3.76	0.75	-6.84×10^{-3}	4.79	10.65	41	2.91	2.91	1.94	7.77	8.24
	4.08	0.75	-6.84×10^{-3}	11.15	26.74	∞	2.79	2.79	2.47	17.30	18.41
M1	3.88	0	-2.14×10^{-2}	4.28	9.30	30	1.09	0.79	1.13	8.06	8.18
	5.18	0	-2.14×10^{-2}	11.02	22.21	∞	1.03	0.75	1.18	18.26	18.34
	3.76	0.75	-6.84×10^{-3}	4.79	10.65	41	1.09	0.79	1.17	8.91	9.06
	4.08	0.75	-6.84×10^{-3}	11.15	26.74	∞	1.08	0.79	1.26	20.18	20.54
M2	3.88	0	-2.14×10^{-2}	4.28	9.30	30	3.32	3.32	1.20	7.85	8.37
	5.18	0	-2.14×10^{-2}	11.02	22.21	∞	2.64	2.64	1.23	17.98	19.50
	3.76	0.75	-6.84×10^{-3}	4.79	10.65	41	3.30	3.30	1.25	8.70	9.33
	4.08	0.75	-6.84×10^{-3}	11.15	26.74	∞	3.17	3.17	1.38	19.67	21.90
M3	3.88	0	-2.14×10^{-2}	4.28	9.30	30	1.23	1.02	1.28	7.66	7.85
	5.18	0	-2.14×10^{-2}	11.02	22.21	∞	1.11	0.93	1.38	17.17	17.43
	3.76	0.75	-6.84×10^{-3}	4.79	10.65	41	1.23	1.02	1.35	8.40	8.63
	4.08	0.75	-6.84×10^{-3}	11.15	26.74	∞	1.21	1.01	1.56	18.71	19.18
M4	3.88	0	-2.14×10^{-2}	4.28	9.30	30	4.39	4.39	1.53	7.37	7.88
	5.18	0	-2.14×10^{-2}	11.02	22.21	∞	3.23	3.23	1.55	16.91	18.41
	3.76	0.75	-6.84×10^{-3}	4.79	10.65	41	4.36	4.36	1.65	8.09	8.74
	4.08	0.75	-6.84×10^{-3}	11.15	26.74	∞	4.14	4.14	1.96	18.12	20.18

here. On the one hand, the new behaviour of the magnetisation function in discs with $d\chi_m/dR < 0$ is consistent with the stationary state of accretion found in numerical simulations (Shiokawa et al. 2011) and could be potentially relevant in the context of jet generation. The main reason for this is because magnetic susceptibility enhances the development of the MRI, resulting in an accretion state with higher vertical stresses and a value of the alpha viscosity parameter close to the observed values (King et al. 2007). Therefore, it is interesting to perform numerical simulations of the initial data reported here for models with $d\chi_m/dR < 0$ to explore the possibility to obtain jets from accretion discs with non-constant magnetic susceptibility.

On the other hand, analytical solutions of a torus in hydrostatic equilibrium are commonly used to produce jets by introducing an ad-hoc, weak poloidal magnetic field (Porth et al. 2019; Cruz-Orsio et al. 2022; Fromm et al. 2022). One of the issues with this approach is that the initial state is not self-consistent (see discussion in Cruz-Orsio et al. (2020)). A possible solution to this question is to start from magnetised discs with toroidal fields (i.e. the Komisarov solution). There are already some indications of the appearance of outflows in such

conditions but those are challenging to obtain due to numerical resolution limitations and computational requirements (Liska et al. 2020). It is worth investigating whether non-constant magnetic susceptibility discs as the ones reported in this work, characterized by a more magnetised inner edge, could facilitate jet launching and reduce the computational requirements to produce it. Our findings on those two topics of research will be reported elsewhere.

Acknowledgements. S.G-S is supported by The Center for Research and Development in Mathematics and Applications (CIDMA) through the Portuguese Foundation for Science and Technology (FCT - Foundation for Science and Technology), references UIDB/04106/2020 and UIDP/04106/2020 and by the project CERN/FIS-PAR/0024/2021. F.D.L-C is supported by the Vicerrectoría de Investigación y Extensión - Universidad Industrial de Santander, under Grant No. 3703. ACO gratefully acknowledge the European Research Council for the Advanced Grant “JETSET: Launching, propagation and emission of relativistic jets from binary mergers and across mass scales” (Grant No. 884631). JAF is supported by the Spanish Agencia Estatal de Investigación (grant PID2021-125485NB-C21 funded by MCIN/AEI/10.13039/501100011033 and ERDF A way of making Europe). Further support is provided by the EU’s Horizon 2020 research and innovation (RISE) programme H2020-MSCA-RISE-2017 (FunFiCo-777740) and by the European Horizon Europe staff exchange (SE) programme HORIZON-MSCA-2021-SE-01 (NewFunFiCo-10108625).

Table 4. Same as in Table 2 but for $a = 0.9$.

Model	l_0	α	ΔW_c	R_{in}	R_c	R_{out}	$\beta_{m,max}(\times 10^{-2})$	$\beta_{m,in}(\times 10^{-2})$	ρ_{max}	R_{max}	$R_{m,max}$
C1	2.58	0	-6.44×10^{-2}	1.81	3.30	10.83	1.77	1.77	1.18	2.86	2.95
	3.27	0	-6.44×10^{-2}	3.90	7.51	∞	1.47	1.47	1.20	6.18	6.43
	2.53	0.75	-2.03×10^{-2}	1.95	3.73	14.18	1.73	1.73	1.21	3.13	3.25
	2.71	0.75	-2.03×10^{-3}	3.99	9.13	∞	1.62	1.62	1.29	6.94	7.29
C2	2.58	0	-6.44×10^{-2}	1.81	3.30	10.83	1.95	1.95	1.25	2.80	2.90
	3.27	0	-6.44×10^{-2}	3.90	7.51	∞	1.57	1.57	1.27	6.07	6.30
	2.53	0.75	-2.03×10^{-2}	1.95	3.73	14.18	1.90	1.90	1.29	3.07	3.19
	2.71	0.75	-2.03×10^{-3}	3.99	9.13	∞	1.75	1.75	1.39	6.73	7.11
0	2.58	0	-6.44×10^{-2}	1.81	3.30	10.83	2.23	2.23	1.37	2.74	2.85
	3.27	0	-6.44×10^{-2}	3.90	7.51	∞	1.72	1.72	1.38	5.89	6.17
	2.53	0.75	-2.03×10^{-2}	1.95	3.73	14.18	2.16	2.16	1.43	2.98	3.12
	2.71	0.75	-2.03×10^{-3}	3.99	9.13	∞	1.96	1.96	1.57	6.50	6.90
C3	2.58	0	-6.44×10^{-2}	1.81	3.30	10.83	2.72	2.72	1.59	2.66	2.77
	3.27	0	-6.44×10^{-2}	3.90	7.51	∞	1.97	1.97	1.60	5.70	5.97
	2.53	0.75	-2.03×10^{-2}	1.95	3.73	14.18	2.62	2.62	1.70	2.88	3.02
	2.71	0.75	-2.03×10^{-3}	3.99	9.13	∞	2.32	2.32	1.92	6.22	6.62
C4	2.58	0	-6.44×10^{-2}	1.81	3.30	10.83	3.80	3.80	2.16	2.54	2.66
	3.27	0	-6.44×10^{-2}	3.90	7.51	∞	2.47	2.47	2.11	5.45	5.73
	2.53	0.75	-2.03×10^{-2}	1.95	3.73	14.18	3.61	3.61	2.37	2.75	2.89
	2.71	0.75	-2.03×10^{-3}	3.99	9.13	∞	3.07	3.07	2.80	5.88	6.25
M1	2.58	0	-6.44×10^{-2}	1.81	3.30	10.83	1.18	0.85	1.19	2.85	2.91
	3.27	0	-6.44×10^{-2}	3.90	7.51	∞	1.04	0.76	1.22	6.13	6.17
	2.53	0.75	-2.03×10^{-2}	1.95	3.73	14.18	1.16	0.84	1.22	3.12	3.19
	2.71	0.75	-2.03×10^{-3}	3.99	9.13	∞	1.10	0.80	1.31	6.88	7.00
M2	2.58	0	-6.44×10^{-2}	1.81	3.30	10.83	4.09	4.09	1.31	2.77	2.93
	3.27	0	-6.44×10^{-2}	3.90	7.51	∞	2.86	2.86	1.29	6.05	6.56
	2.53	0.75	-2.03×10^{-2}	1.95	3.73	14.18	3.94	3.94	1.36	3.03	3.23
	2.71	0.75	-2.03×10^{-3}	3.99	9.13	∞	3.45	3.45	1.46	6.69	7.41
M3	2.58	0	-6.44×10^{-2}	1.81	3.30	10.83	1.40	1.16	1.40	2.72	2.80
	3.27	0	-6.44×10^{-2}	3.90	7.51	∞	1.14	0.95	1.46	5.79	5.88
	2.53	0.75	-2.03×10^{-2}	1.95	3.73	14.18	1.36	1.13	1.47	2.95	3.05
	2.71	0.75	-2.03×10^{-3}	3.99	9.13	∞	1.26	1.04	1.66	6.37	6.54
M4	2.58	0	-6.44×10^{-2}	1.81	3.30	10.83	5.93	5.93	1.88	2.60	2.76
	3.27	0	-6.44×10^{-2}	3.90	7.51	∞	3.58	3.58	1.71	5.68	6.15
	2.53	0.75	-2.03×10^{-2}	1.95	3.73	14.18	5.61	5.61	2.01	2.83	3.03
	2.71	0.75	-2.03×10^{-3}	3.99	9.13	∞	4.65	4.65	2.20	6.17	6.79

References

- Abramowicz, M., Jaroszynski, M., & Sikora, M. 1978, *A&A*, 63, 221
- Abramowicz, M. A. & Fragile, P. C. 2013, *Living Reviews in Relativity*, 16, 1
- Balbus, S. A. & Hawley, J. F. 1998, *Rev. Mod. Phys.*, 70, 1
- Bardeen, J. M., Press, W. H., & Teukolsky, S. A. 1972, *ApJ*, 178, 347
- Begelman, M. C., Blandford, R. D., & Rees, M. J. 1984, *Reviews of Modern Physics*, 56, 255
- Berger, E. 2014, *ARA&A*, 52, 43
- Blaes, O. M., Arras, P., & Fragile, P. C. 2006, *MNRAS*, 369, 1235
- Blandford, R. D. & Znajek, R. L. 1977, *MNRAS*, 179, 433
- Chatterjee, D., Elghozi, T., Novak, J., & Oertel, M. 2015, *MNRAS*, 447, 3785
- Cruz-Orsorio, A., Fromm, C. M., Mizuno, Y., et al. 2022, *Nature Astronomy*, 6, 103
- Cruz-Orsorio, A., Gimeno-Soler, S., & Font, J. A. 2020, *Mon. Not. R. Astron. Soc.*, 492, 5730
- Cruz-Orsorio, A., Gimeno-Soler, S., Font, J. A., De Laurentis, M., & Mendoza, S. 2021, *Phys. Rev. D*, 103, 124009
- Daigne, F. & Font, J. A. 2004, *MNRAS*, 349, 841
- Event Horizon Telescope Collaboration, Akiyama, K., Alberdi, A., et al. 2022a, *Astrophys. J. Lett.*, 930, L12
- Event Horizon Telescope Collaboration, Akiyama, K., Alberdi, A., et al. 2022b, *Astrophys. J. Lett.*, 930, L17
- Event Horizon Telescope Collaboration, Akiyama, K., Alberdi, A., et al. 2019a, *Astrophys. J. Lett.*, 875, L1
- Event Horizon Telescope Collaboration, Akiyama, K., Alberdi, A., et al. 2019b, *Astrophys. J. Lett.*, 875, L5
- Event Horizon Telescope Collaboration, Akiyama, K., Alberdi, A., et al. 2019c, *Astrophys. J. Lett.*, 875, L6
- Fishbone, L. G. & Moncrief, V. 1976, *ApJ*, 207, 962
- Font, J. A. & Daigne, F. 2002a, *ApJ*, 581, L23
- Font, J. A. & Daigne, F. 2002b, *MNRAS*, 334, 383
- Frank, J., King, A., & Raine, D. J. 2002, *Accretion Power in Astrophysics: Third Edition*
- Fromm, C. M., Cruz-Orsorio, A., Mizuno, Y., et al. 2022, *Astron. Astrophys.*, 660, A107
- Gimeno-Soler, S. & Font, J. A. 2017, *A&A*, 607, A68
- Gimeno-Soler, S., Font, J. A., Herdeiro, C., & Radu, E. 2019, *Phys. Rev. D*, 99, 043002
- Gimeno-Soler, S., Font, J. A., Herdeiro, C., & Radu, E. 2021, *Phys. Rev. D*, 104, 103008
- Griffiths, D. J. 2005, *Introduction to electrodynamics*
- Hawley, J. F., Guan, X., & Krolik, J. H. 2011, *ApJ*, 738, 84
- Ingram, A. R. & Motta, S. E. 2019, *New A Rev.*, 85, 101524
- Jiang, Y.-F., Stone, J. M., & Davis, S. W. 2019, *The Astrophysical Journal*, 880, 67
- Just, O., Bauswein, A., Ardevol Pulpillo, R., Goriely, S., & Janka, H. T. 2015, *MNRAS*, 448, 541
- King, A. R., Pringle, J. E., & Livio, M. 2007, *MNRAS*, 376, 1740
- Kocherlakota, P., Rezzolla, L., & EHT Collaboration. 2021, *Phys. Rev. D*, 103, 104047
- Komissarov, S. S. 2006, *MNRAS*, 368, 993
- Kozłowski, M., Jaroszynski, M., & Abramowicz, M. A. 1978, *A&A*, 63, 209

- Lahiri, S., Gimeno-Soler, S., Font, J. A., & Mejías, A. M. 2021, *Phys. Rev. D*, 103, 044034
- Liska, M., Tchekhovskoy, A., & Quataert, E. 2020, *Monthly Notices of the Royal Astronomical Society*, 494, 3656
- MacFadyen, A. I. & Woosley, S. E. 1999, *ApJ*, 524, 262
- Mach, P., Gimeno-Soler, S., Font, J. A., Odrzywolek, A., & Piróg, M. 2019, *Phys. Rev. D*, 99, 104063
- Maugin, G. A. 1978, *J. Math. Phys.*, 19, 1198
- Meier, D. L. 2003, *New A Rev.*, 47, 667
- Mészáros, P. 2006, *Reports on Progress in Physics*, 69, 2259
- Metzger, B. D. 2017, *Living Reviews in Relativity*, 20, 3
- Montero, P. J., Zanotti, O., Font, J. A., & Rezzolla, L. 2007, *MNRAS*, 378, 1101
- Pimentel, O. M. 2020, *Discos de acreción con magnetización alrededor de agujeros negros de Kerr*. Tesis de Doctorado, Universidad Industrial de Santander
- Pimentel, O. M., Lora-Clavijo, F., & González, G. A. 2018, *The Astrophysical Journal*, 861, 115
- Pimentel, O. M. & Lora-Clavijo, F. D. 2019, *Monthly Notices of the Royal Astronomical Society*, 490, 4183
- Pimentel, O. M., Lora-Clavijo, F. D., & Gonzalez, G. A. 2018, *A&A*, 619, A57
- Pimentel Diaz, O. M., Fragile, P. C., Lora-Clavijo, F., Ierace, B., & Bollimpalli, D. 2021, *Monthly Notices of the Royal Astronomical Society*, 505, 4278
- Porth, O., Chatterjee, K., Narayan, R., et al. 2019, *Astrophys. J. Supp.*, 243, 26
- Qian, L., Abramowicz, M. A., Fragile, P. C., et al. 2009, *A&A*, 498, 471
- Rees, M. J. 1984, *ARA&A*, 22, 471
- Rees, M. J., Begelman, M. C., Blandford, R. D., & Phinney, E. S. 1982, *Nature*, 295, 17
- Shakura, N. I. & Sunyaev, R. A. 1973, *A&A*, 24, 337
- Shibata, M. 2007, *Phys. Rev. D*, 76, 064035
- Shiokawa, H., Dolence, J. C., Gammie, C. F., & Noble, S. C. 2011, *The Astrophysical Journal*, 744, 187
- Troja, E., Rosswog, S., & Gehrels, N. 2010, *ApJ*, 723, 1711
- Velásquez-Cadavid, J., Lora-Clavijo, F. D., Pimentel, O. M., & Arrieta-Villamizar, J. 2023, *Monthly Notices of the Royal Astronomical Society*, 519, 3584
- Vincent, F. H., Yan, W., Straub, O., Zdziarski, A. A., & Abramowicz, M. A. 2015, *A&A*, 574, A48
- Wielgus, M., Fragile, P. C., Wang, Z., & Wilson, J. 2015, *MNRAS*, 447, 3593
- Zanotti, O., Font, J. A., Rezzolla, L., & Montero, P. J. 2005, *MNRAS*, 356, 1371

Appendix A: Conditions for the appearance of a local maximum of β_m

As we observed, some of our models possess a maximum on the magnetisation parameter function at the equatorial plane, $\beta_m(R, \pi/2)$. In this appendix, we analyse the conditions required for that maximum to appear. For this derivation, we use the equation of state for the fluid $p = Kw^\Gamma$ instead of $p = K\rho^\Gamma$ used in the main body of this paper. This choice greatly simplifies the proof and it is supported by the fact that it is a good approximation to $p = K\rho^\Gamma$ for magnetised discs in the Kerr spacetime (see [Gimeno-Soler et al. \(2019\)](#)). We start from

$$\frac{\partial \beta_m(R)}{\partial R} = \frac{\partial}{\partial R} \left(\frac{p}{p_m} \right) = \partial_R \left(\frac{Kw^\Gamma}{K_m \mathcal{L}^\lambda w^\eta \tilde{f}} \right) = 0. \quad (\text{A.1})$$

Taking into account that we consider $\Gamma = \eta$ and that $w \neq 0$ in the disc, we can simplify the previous expression to

$$\partial_R \left(\frac{1}{\mathcal{L}^\lambda \tilde{f}} \right) = 0. \quad (\text{A.2})$$

If we expand this expression, use Eq. (9) and we take into account that, inside the disc, $\mathcal{L} \neq 0$, $\partial_R \mathcal{L} \neq 0$ and $\tilde{f} \neq 0$, we arrive at

$$(-1 + \eta)(1 - \chi_0) + \mathcal{L}^\sigma \chi_1 (1 + 2\sigma - \eta) = 0. \quad (\text{A.3})$$

Then, if we consider that $\sigma = -1$ and solve for \mathcal{L} we obtain

$$\mathcal{L} = \frac{-(1 + \eta)\chi_1}{(-1 + \eta)(-1 + \chi_0)}, \quad (\text{A.4})$$

and inserting \mathcal{L}_{in} in both sides and using the definition of χ_1^* , Eq. (27), yields

$$\frac{\mathcal{L}}{\mathcal{L}_{\text{in}}} = \frac{-(1 + \eta)\chi_1^*}{(-1 + \eta)(-1 + \chi_0)}. \quad (\text{A.5})$$

Since we are looking for extrema of the functions inside the disc (i.e. $R > R_{\text{in}}$, $\mathcal{L}/\mathcal{L}_{\text{in}} \geq 1$), we choose $\Gamma = \eta = 4/3$ to arrive at the following inequality

$$\chi_1^* \geq \frac{1 - \chi_0}{7}. \quad (\text{A.6})$$

This equation defines the region of the parameter space that allows for the existence of a local extremum of the magnetisation function β_m within the disc. To show that the previous expression yields indeed a maximum of the function, we can write the radial derivative of β_m as

$$\partial_R \beta_m \propto (-1 + \chi_0) + 7\chi_1^* \frac{\mathcal{L}_{\text{in}}}{\mathcal{L}} \quad (\text{A.7})$$

where we have substituted the values of η and σ and we are omitting all positive multiplicative factors. It is relevant to mention that we are using here the fact that $\chi > 1/2$ and $\chi_0 > 1/2$ (see discussion in the main text). Considering these restrictions on the value of χ , that $\mathcal{L}_{\text{in}}/\mathcal{L}(R) \leq 1$ (and strictly decreasing), and that the first term of Eq. (A.7) is always negative, it is apparent that, if $\chi_1^* < (1 - \chi_0)/7$, then $\partial_R \beta_m < 0$ for $R \geq R_{\text{in}}$, as in the standard Komissarov solution ([Komissarov 2006](#)). In contrast, if $\chi_1^* > (1 - \chi_0)/7$, then the derivative will be positive until the radial coordinate reaches a value such that $\mathcal{L}_{\text{in}}/\mathcal{L} = (-1 + \chi_0)/(7\chi_1^*)$ and then it will become negative again. Therefore, the extremum we found is a maximum.