

TOAST: Transfer Learning via Attention Steering

Baifeng Shi
UC Berkeley

Siyu Gai
UC Berkeley

Trevor Darrell
UC Berkeley

Xin Wang
Microsoft Research

Abstract

Transfer learning involves adapting a pre-trained model to novel downstream tasks. However, we observe that current transfer learning methods often fail to focus on task-relevant features. In this work, we explore refocusing model attention for transfer learning. We introduce **Top-Down Attention Steering (TOAST)**, a novel transfer learning algorithm that keeps the pre-trained backbone frozen, selects task-relevant features in the output, and feeds those features back to the model to steer the attention to the task-specific features. By refocusing the attention only, TOAST achieves state-of-the-art results on a number of transfer learning benchmarks, while having a small number of tunable parameters. Compared to fully fine-tuning, LoRA, and prompt tuning, TOAST substantially improves performance across a range of fine-grained visual classification datasets (*e.g.*, 81.1% \rightarrow 86.2% on FGVC). TOAST also outperforms the fully fine-tuned Alpaca and Vicuna models on instruction-following language generation. Code is available at <https://github.com/bfshi/TOAST>.

1 Introduction

The prevailing approach for addressing novel tasks with deep learning is leveraging a pre-trained model and transferring it to the specific downstream task [3]. Common approaches for transfer learning involve updating parts or all of the parameters in the model (*e.g.*, fine-tuning, LoRA [15]) or adding task-specific augmentation to the input (*e.g.*, prompt tuning [18], VPT [16]) in order to adjust model features for the downstream task.

However, we empirically find that previous transfer learning methods usually fail to focus the model’s attention on task-relevant signals. For example, in Figure 1(b) we visualize the attention map of a ViT model pre-trained on ImageNet and transferred to downstream bird classification via fine-tuning, LoRA, or VPT. Such attention maps are often extremely noisy and fail to focus on task-specific objects. This encourages us to rethink the role of attention in transfer learning and if we can boost performance by refocusing the model’s attention on task-related signals.

In this work, we show that *refocusing attention is key to transfer learning*. We introduce **Top-Down Attention Steering (TOAST)**, a novel transfer learning approach that learns new tasks by redirecting the attention to task-relevant features. This is achieved through a top-down attention module [26] which allows a model to adjust its attention in a task-adaptive way. The top-down attention module takes the output features from the backbone, selects the features that are relevant to the task, and then feeds them back into each self-attention layer in the backbone. These top-down signals will enhance the task-relevant features in each layer, and the feedforward backbone runs again with the enhanced feature, achieving stronger attention on the task-relevant signals. When transferring to different downstream tasks, TOAST simply freezes the pre-trained backbone and tunes the top-down attention module to steer the attention to task-specific signals (Figure 1(a)).

Remarkably, by simply refocusing attention, TOAST achieves state-of-the-art results on various transfer learning benchmarks. Compared to fully fine-tuning, LoRA, and VPT, TOAST significantly improves the performances on FGVC fine-grained classification (*e.g.*, 5% improvement over fully

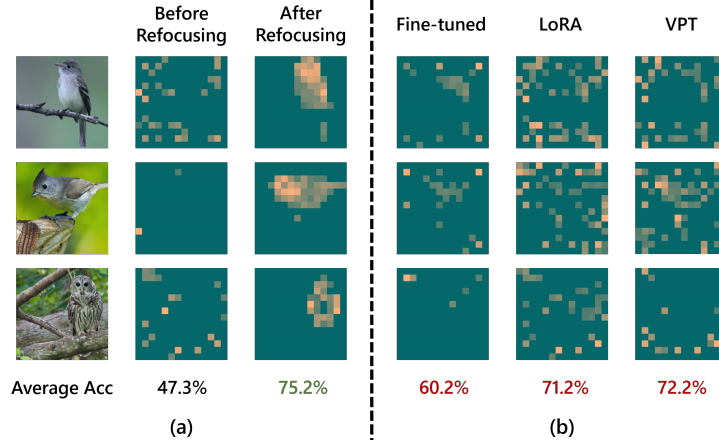


Figure 1: We take an ImageNet pre-trained ViT and transfer it to downstream bird classification using different transfer learning algorithms. Here we visualize the attention maps of these models. Each attention map is averaged across different heads in the last layer of ViT. **(a)** Our method, TOAST, is able to refocus the attention of a pre-trained backbone onto task-specific features, improving the downstream performance by a large margin. **(b)** Previous transfer learning methods such as fine-tuning, LoRA, and VPT fail to focus on task-relevant objects, achieving suboptimal performance.

fine-tuning on average accuracy), and obtains the best performance on 11 out of 18 tasks on VTAB benchmark [36]. Beyond visual recognition, TOAST can adapt large language models such as LLaMA-7B [29] for instruction-following language generation, resulting in more detailed and informed answers and outperforming fully fine-tuned Alpaca [27]. We also explore TOAST-Lite, a more parameter-efficient version of TOAST that tunes a similar number of parameters as LoRA while reaching higher performances. These observations strengthen our idea that refocusing attention is key to transfer learning and sheds light on future exploration in the field.

2 Related Work

Transfer learning refers to adapting a pre-trained model to a downstream task, which has become the paradigm of tackling unseen tasks for both vision [39] and language [9, 23]. Normal approaches for transfer learning involve tuning all the parameters (*i.e.*, fully fine-tuning) or part of the parameters (*e.g.*, only tuning the last few layers [35] or the bias terms [4] of the network). Recent progress on large foundation models [3, 7, 29] has promoted the exploration of Parameter-Efficient Fine-Tuning (PEFT) which is able to adapt the model by tuning only a small number of parameters (usually less than 1% of all the parameters) and thus is more suitable for large models with billions of parameters. Common strategies include freezing the pre-trained backbone and adding additional tunable parameters (*e.g.*, Adapter [14], LoRA [15]) or task-specific input augmentation (*e.g.*, prefix tuning [19], prompt tuning [18, 16]). However, fully fine-tuning usually obtains the highest empirical performance compared to other methods [10]. In this work, we break the trade-off of downstream performance and parameter efficiency and show that our proposed method is able to outperform fine-tuning while having fewer tunable parameters.

Top-down attention and its relation to transfer learning. Top-down attention, one of the hallmarks of the human visual system, is the ability to selectively focus one’s attention on the input signals that are relative to the current task or goal [5, 37]. Top-down attention has been applied to different computer vision tasks such as object detection [21], image captioning [34], and visual question answering [2, 33]. Recent work [26] has designed a top-down attention module for Transformer, which we adopt in this work. On the other hand, previous studies on human perceptual learning have indicated a close relationship between top-down attention and how humans adapt to unseen tasks. Specifically, top-down attention facilitates learning new tasks by extracting task-relevant features while ignoring the distracting information [17, 24]. Additionally, it is shown that only the task-relevant features are enhanced during adaptation, while the irrelevant features remain undistorted [1, 25, 30]. This stands in contrast with transfer learning algorithms such as fully fine-tuning where all the pre-

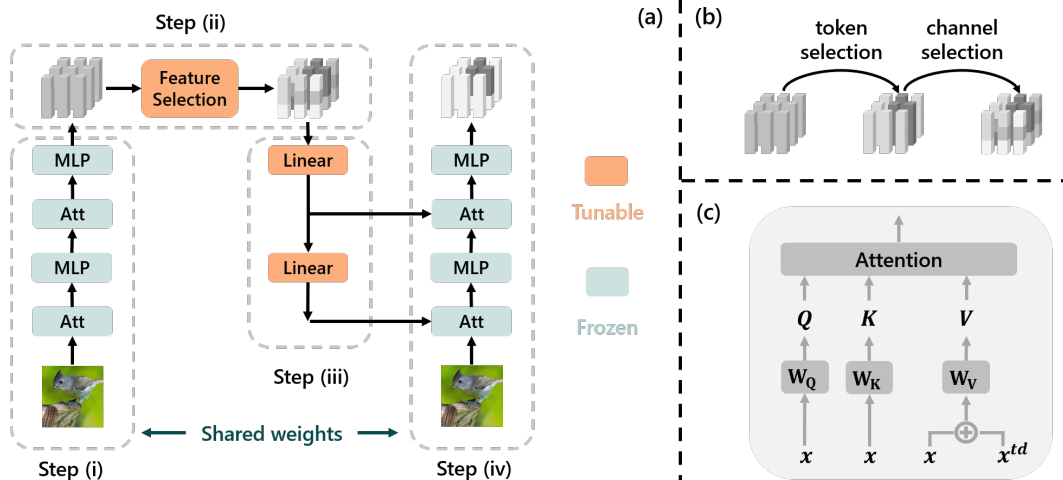


Figure 2: **(a)** Overview of TOAST. In addition to the regular feedforward transformer which contains interleaving MLP and Attention blocks, we add a feature selection module and a feedback path consisting of linear layers. Inference has four steps: (i) the input goes through the feedforward transformer, (ii) the output tokens are softly reweighted by the feature selection module based on their relevance to the task, (iii) the reweighted tokens are sent back through the feedback path, and (iv) we run the feedforward pass again but with each attention layer receiving additional top-down inputs. During the transfer, we only tune the features selection module and the feedback path and keep the feedforward backbone frozen. **(b)** The feature selection module first selects the task-relevant tokens by reweighting the tokens based on their similarity to the task embedding, then selects the task-relevant channels by applying a task-specific linear transform on the channel dimension. **(c)** In the second feedforward pass, each self-attention layer receives an additional top-down input, which is added on the value matrix.

trained features are modified, indicating that the key to learning new tasks is adjusting the attention, not the pre-trained features.

3 Top-Down Attention Steering

We propose **Top-Down Attention Steering (TOAST)**, a novel transfer learning method that arms the pre-trained model with a top-down attention module and only tunes the top-down attention when transferring to downstream tasks. We first give a preliminary introduction to top-down attention (Section 3.1), then describe the detailed pipeline of TOAST (Section 3.2). Note that although TOAST is applicable to different model architectures such as transformers [11, 31] and Convnets [20] as shown in Section 4.4, we assume a transformer backbone in the following discussion.

3.1 Preliminary: Transformer With Top-Down Attention

Transformer model is usually bottom-up, *i.e.*, its attention only depends on the input, and as a consequence, it normally highlights all the salient features in the input signal. As opposed to bottom-up attention, top-down attention endows the ability to adapt one’s attention according to the high-level goal or task, *i.e.*, it only focuses on the task-relevant features while ignoring the others [5, 37].

In this work, we follow the top-down attention design proposed in [26], which is illustrated in Figure 2(a). Specifically, for a regular transformer which is purely feedforward, we add a feature selection module and a feedback path for top-down attention. Inference of the network contains four steps: (i) pass the input through the feedforward path to get an initial output, (ii) select which features in the output is useful for the current task, (iii) the selected features are passed through the feedback path and sent back to each self-attention module, and (iv) run the feedforward pass again but with each self-attention receiving the top-down signal as additional input. In this way, the task-relevant information is enhanced in each layer, achieving top-down attention.

Within the network, the feedforward path is a regular transformer, and the rest is described below:

Feature selection (Step (ii)). From the output of the feedforward backbone, this module selects the features that are useful for the task at hand. This includes the selection of both the tokens and the channels that are task-relevant. Figure 2(b) illustrate the process. Specifically, denoting the output from the first feedforward pass by $(\mathbf{z}_i)_{i=1}^N$ where $\mathbf{z}_i \in \mathbb{R}^d$ is the i -th output token, the feature selection operates on each token and outputs $\tilde{\mathbf{z}}_i = \mathbf{P} \cdot \text{sim}(\mathbf{z}_i, \xi) \cdot \mathbf{z}_i$, where $\xi \in \mathbb{R}^d$ and $\mathbf{P} \in \mathbb{R}^{d \times d}$ are task-specific parameters, and $\text{sim}(\cdot, \cdot)$ is cosine similarity clamped to $[0, 1]$. Here ξ acts as a task embedding that encodes what kind of tokens are important for the task, and each token \mathbf{z}_i is reweighted by its relevance (measured by cosine similarity) with the task embedding, simulating the token selection. Then the linear transform by \mathbf{P} executes the channel selection for each token.

Feedback path (Step (iii)). After feature selection, the output tokens are sent back through the feedback path. The feedback path contains the same number of layers as the feedforward path, and each layer is a simple linear transform. The output from each layer goes through another linear transform and is sent into the self-attention module as the top-down input for the second feedforward.

Self-attention with top-down input (Step (iv)). In the second feedforward pass, each self-attention module receives an additional top-down input. As shown in Figure 2(c), we simply add it to the value matrix while keeping the query and key untouched, *i.e.*, $\mathbf{Q}, \mathbf{K}, \mathbf{V} = \mathbf{W}_Q \mathbf{X}, \mathbf{W}_K \mathbf{X}, \mathbf{W}_V (\mathbf{X} + \mathbf{X}^{td})$, where \mathbf{X} is the regular bottom-up input to the self-attention module, and \mathbf{X}^{td} is the top-down input. Then the regular self-attention on $\mathbf{Q}, \mathbf{K}, \mathbf{V}$ follows.

3.2 Top-Down Attention Steering

Given a pre-trained transformer, TOAST randomly initialize a top-down attention module and follows a two-stage pipeline: (i) pre-tuning the top-down attention on a general public dataset (*e.g.*, ImageNet [8] for vision or OpenWebText [13] for language) to get a better initialization, and (ii) tuning the top-down attention on the downstream task. In both stages, we freeze the pre-trained backbone and only tune the top-down attention module (Figure 2(a)).

Pre-tuning stage. Since the top-down attention module is randomly initialized, directly tuning it on downstream tasks might lead to suboptimal performance (see ablation in Section 4.6). To this end, we propose to first pre-tune the top-down attention on a general public dataset such as ImageNet or OpenWebText to get a better initialization. During pre-tuning, except for the regular supervised or unsupervised loss, we also add the variational loss proposed in [26], which encourages the feedback path to reconstruct the input from the output, acting as a regularization on the feedback weights.

Tuning stage. When transferring to the downstream task, TOAST only fine-tunes the parameters in the top-down attention module. In this case, around 15% of the parameters are updated. We notice that most of the tunable parameters are from the feedback layers, each of which contains a $d \times d$ matrix and is large when the feature dimension d is high. To further promote parameter efficiency, we also propose TOAST-Lite, which applies LoRA on the feedback layers. In this way, only less than 1% of the parameters are tuned. We empirically show that TOAST-Lite performs on par with TOAST on certain tasks while slightly worse on others (see Section 4.5).

4 Experiments

In this section, we first try to understand the attention refocusing process in TOAST by visualizing the attention maps (Section 4.1). Then we evaluate TOAST’s performance on visual classification (Section 4.2), language generation (Section 4.3), as well as its versatility when adapting to different tasks and model architectures (Section 4.4). We also evaluate TOAST-Lite, the parameter-efficient version of TOAST (Section 4.5). Finally, we conduct ablation studies on the designing choices of TOAST (Section 4.6).

Datasets. We pre-tune the top-down attention on ImageNet [8] for vision models and a subset of OpenWebText [13] for language models. For evaluation on visual classification, we follow the protocols in [16] and evaluate on FGVC and VTAB-1k [36]. FGVC contains 5 datasets of fine-grained natural image classification, each with around 10k training images. VTAB has 18 classification tasks

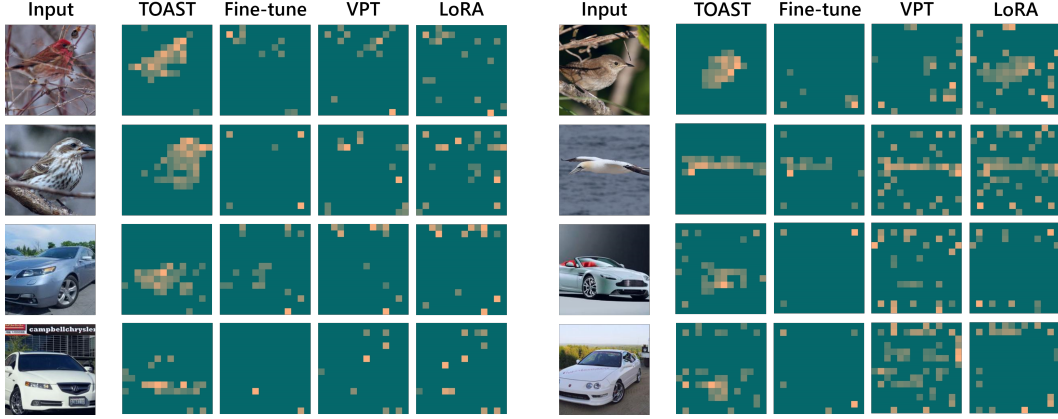


Figure 3: Comparison between the attention map of different models. The first two rows are evaluated on bird classification, and the last two on car classification. The attention of fine-tuning, LoRA, and VPT is noisy, while TOAST has cleaner attention that is focused on the task-relevant signals such as the foreground birds or the headlights and the badge of the cars.

that span natural image classification, specialized image classification (satellite, medical, *etc.*), and image structure understanding (*e.g.*, object counting, depth estimation), with each task containing 1k training images. For evaluation on language generation, we compare to Stanford Alpaca [27] by training on the same Alpaca dataset which contains 52k instruction-following data, and compare to Vicuna by training on an open-source dataset collected from ShareGPT conversations¹.

Experimental setup. We compare with several baselines for transfer learning: (i) **Linear** freezes the pre-trained backbone and only tunes a linear head on top of it, (ii) **Fully fine-tuning** tunes the whole backbone, (iii) **VPT** [16] adds additional prompt tokens into the input as well as each intermediate layer and only tunes the prompt tokens, (iv) **LoRA** [15] adds low-rank matrices onto the linear transform weights in the network and only tunes the low-rank matrices. The pre-trained backbone for visual classification is by default ViT-B [11] pre-trained on ImageNet-1k. To align with the literature, we also test the performance on VTAB-1k using a ViT-B pre-trained on ImageNet-21k. For language generation, we use LLaMA-7B and LLaMA-13B [29] as the pre-trained backbones.

4.1 Understanding Attention Refocusing in TOAST

To understand how TOAST adapts to downstream tasks by refocusing its attention, we visualize how the attention changes during the inference of the top-down attention model (see Section 3.1). In Figure 4, we show the attention map in the first feedforward pass, the similarity map in the feature selection step, as well as the attention in the second feedforward pass. We take FGVC bird classification as our example. One can see that in the first feedforward the pre-trained model fails to concentrate on the task-relevant objects. This explains to some extent why simply training a linear probing layer on top of the pre-trained backbone gives poor performance (see Section 4.2). TOAST addresses this problem with two stages. First, it selects the task-relevant features with the feature selection module. We can observe from the cosine similarity map that it coarsely selects the task-relevant objects. Then the reweighted tokens are sent back to the network to enhance the task-relevant features in the second feedforward run.

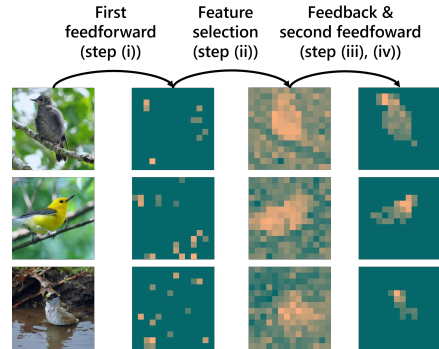


Figure 4: Visualization of the attention maps during each step of model inference. The attention is extremely noisy in the first feed-forward. The feature selection step coarsely selects the task-relevant features, and in the second feedforward, the attention is refined and refocused on the task-relevant objects.

¹https://huggingface.co/datasets/anon8231489123/ShareGPT_Vicuna_unfiltered

Table 1: Results on FGVC fine-grained classification. TOAST is able to outperform previous baselines by a large margin on different tasks and achieves state-of-the-art average performance.

	CUB	Bird	Flower	Dog	Car	Avg
Linear	76.8	47.3	81.7	97.7	60.3	72.8
Fine-tune	80.5	60.2	86.9	94.7	83.2	<i>81.1</i>
VPT	76.9	72.2	80.6	97.3	62.8	<i>78.0</i>
LoRA	82.5	71.2	81.2	97.5	76.6	79.8
TOAST	85.0	75.2	88.7	97.4	84.9	86.2

Table 2: Results on VTAB-1K benchmark. TOAST outperforms previous baselines on 11 out of 18 tasks for ImageNet-1k pre-trained model and 10 out of 18 tasks for ImageNet-21k pre-trained model. All methods are implemented in the same environment.

	Natural							Specialized				Structured							
	Cifar100	Caltech101	DTD	Flower102	Pets	SVHN	Sun397	Camelyon	EuroSAT	Resisc45	Retinopathy	Clevr-Count	Clevr-Dist	DMLab	KITTI-Dist	dSpr-Loc	dSpr-Ori	sNORB-Azim	sNORB-Ele
ImageNet-1k pre-trained																			
Fine-tune	44.7	77.3	55.5	74.5	86.0	85.1	17.4	84.9	95.0	82.8	74.2	60.2	53.1	33.5	77.6	61.9	39.0	15.0	36.6
VPT	65.3	90.5	67.7	88.3	88.6	82.2	40.6	82.3	94.5	83.1	74.0	51.5	51.1	44.1	69.3	63.8	49.5	25.3	28.6
LoRA	69.3	88.8	66.6	90.3	90.3	81.9	41.5	83.4	94.8	83.5	75.0	66.8	56.9	48.9	77.6	76.2	53.5	26.6	37.1
TOAST	73.8	92.1	68.7	93.0	89.0	76.3	41.9	82.8	95.3	85.7	74.6	61.2	58.7	43.5	78.8	86.1	51.2	27.0	43.4
ImageNet-21k pre-trained																			
Fine-tune	70.2	85.8	64.3	97.5	85.8	85.9	40.0	78.2	95.7	83.8	73.9	53.1	57.3	37.5	68.2	60.5	35.2	18.8	28.0
VPT	75.4	88.7	66.3	98.1	87.3	73.7	52.3	80.3	93.5	83.4	74.1	49.6	58.1	41.9	62.7	65.1	42.9	24.0	24.2
LoRA	83.6	89.4	66.2	98.6	89.4	83.8	52.6	81.1	95.8	84.6	74.7	77.6	59.5	46.8	74.1	73.0	48.6	25.6	32.2
TOAST	82.1	90.5	70.5	98.7	89.7	71.9	53.3	84.3	95.5	85.5	74.2	75.4	60.8	44.7	77.5	73.9	47.5	24.5	33.7

We can see the attention is refined and refocused on the birds, providing better representations for the downstream task.

From a similar perspective, we explain why TOAST gives superior performance than fine-tuning as well as other baselines by comparing their attention maps. We use examples from FGVC bird and car classification. As shown in Figure 3, for bird classification, TOAST clearly focuses on the foreground birds while other methods either have noisy attention or completely ignore the foreground object. On car classification, we observe that TOAST tends to concentrate on the headlights and the badge of the car which helps discriminate different brands of cars, while other methods have less explainable and noisier attention.

4.2 Evaluation on Visual Classification

We evaluate TOAST on FGVC which contains 5 datasets of fine-grained natural image classification (Table 1). We can see that TOAST outperforms fully fine-tuning as well as other baselines by a large margin. Especially, TOAST improves the average accuracy by 5% over fine-tuning while training less parameters. This indicates an over-fitting issue in fine-tuning, which is also observed in VTAB-1k experiments. On the other hand, LoRA and VPT fail to improve over fine-tuning, posing a trade-off between parameter efficiency and downstream performance. Overall, TOAST is the only method that improves both downstream performance and parameter efficiency over fine-tuning.

We also test on VTAB, which contains 18 datasets of image classification or image structure understanding. Since each dataset only has 1k training images, VTAB simulates a setting with higher data scarcity. Results are shown in Table 2. Overall, TOAST reaches competitive performances, outperforming other baselines in 11 of 18 datasets for ImageNet-1k pre-trained model and 10 of 18 datasets for ImageNet-21k pre-trained model. We notice that TOAST shows more advantages on natural image classification than on specialized image classification or image structure understanding.

What are the most effective strategies for conflict resolution in the workplace?

Vicuna-7B:

1. Face-to-face communication: Addressing conflicts directly and in person can often help to resolve them more quickly and effectively.
2. Active listening: Listening to the other person's perspective and demonstrating understanding can help to reduce tension and promote empathy.
3. Focus on the issue, not the person: Keep the discussion focused on the problem or conflict, rather than on personal attacks or insults.
4. Identify common ground: Look for areas where both parties can agree and work towards finding a mutually beneficial solution.
5. Seek help: If the conflict is difficult to resolve, consider seeking the help of a mediator or other trained conflict resolution professional.

Vicuna-7B-TOAST:

There are a number of effective strategies for conflict resolution in the workplace, including:

1. Communication: Effective communication is essential for resolving workplace conflicts. This includes listening carefully to each party's point of view, expressing feelings and needs clearly, and avoiding blaming or defensiveness.
2. Problem Solving: To resolve a conflict, it's often necessary to identify the underlying issue and find solutions that satisfy all parties. This may involve brainstorming, creating a plan of action, and ensuring that everyone is on board with the solution.
3. Mediation: Using a mediator or neutral third party can help to resolve conflicts in a constructive and productive way. A mediator can facilitate discussions, help parties identify their interests and needs, and suggest solutions that are mutually acceptable.
4. Training: Providing employees with conflict resolution training can help them to identify and resolve conflicts before they escalate. This can include learning communication skills, listening skills, and how to negotiate effectively.
5. Consensus Building: In situations where all parties can't agree on a solution, consensus building can be a useful strategy. This involves seeking out areas of agreement and building consensus around those points. It can also be useful for managing group dynamics and ensuring that everyone feels heard and respected.

Remember that effective conflict resolution involves a combination of these strategies and others, depending on the nature of the conflict and the specific needs of the parties involved. It also takes a commitment to open communication, cooperation, and mutual respect to truly resolve workplace conflicts and create a more productive and harmonious work environment.

Figure 5: The responses given the question *What are the most effective strategies for conflict resolution in the workplace*. Both the fine-tuned baseline and TOAST list a few suggestions for the question, while TOAST provides more detailed explanations for each suggestion.

This is possibly because the last two task categories have too large gaps from the pre-training task of natural image classification, and the features relevant to downstream tasks are absent in the pre-trained backbone. In this case, only refocusing the attention is not enough and tuning the feedforward backbone is essential for learning the features.

4.3 Evaluation on Language Generation

We apply TOAST to LLaMA-7B and LLaMA-13B [29] and tune it on the Alpaca dataset [27] to compare to Stanford Alpaca, and on the open-source ShareGPT dataset to compare to Vicuna [6]. For evaluation, we follow the pipeline in Vicuna [6], *i.e.*, we ask questions that span different categories and use GPT-4 [22] to score the answers provided by the model. Scores are based on the helpfulness, relevance, accuracy, and level of detail of the answers. In Table 3, we compare the scores of different models on each category of questions. All the scores are on a scale of 1-10. Overall, TOAST has slightly better performance than fine-tuning for each baseline model, while LoRA is less competitive. We observe that TOAST is better at providing detailed and informed answers, which makes it a better assistant for questions about general knowledge (Generic, Knowledge, Common). Figure 5 is an example. Given the question *What are the most effective strategies for conflict resolution in the workplace*, while the fine-tuned baseline lists several suggestions, TOAST is able to provide more detailed explanations for each suggestion. On the other hand, fine-tuning is more helpful when following the instruction for creative questions such as Roleplay and Counterfact. Figure 6 gives an example of a roleplay question. TOAST provides a detailed explanation of what to say to the crews, while the fine-tuned baseline directly creates a short speech which more adheres to the instruction. These observations are consistent with the underlying mechanism of TOAST and fine-tuning, *i.e.*, TOAST does not modify the pre-trained backbone and thus is able to “remember” all the knowledge learned during pre-training, meanwhile fine-tuning may forget what is learned during pre-training

As a pirate captain, what would you say to your crew to motivate them to search for hidden treasure?

Vicuna-7B:

As a pirate captain, I would say to my crew: "Argh, me hearty! We set sail in search of hidden treasure, so hoist the colors high and batten down the hatches! We'll brave the stormy seas and face the dangers of the Caribbean, but we'll find our fortune and become the most feared and respected pirates in the seven seas! Let's hoist the Jolly Roger and show the scurvy dogs who's boss! Yarrrr!"

Vicuna-7B-TOAST:

As a pirate captain, I would motivate my crew to search for hidden treasure by reminding them of why they joined our ship in the first place. I would remind them that our crew's goal is to sail the high seas in search of riches and adventure, and that we all share the desire to find hidden treasure and bring it back to our ship. I would also remind them that we are all in this together, and that our success depends on the teamwork and dedication of everyone on board. Finally, I would urge them to maintain a positive attitude and to keep their eyes and ears open for any clues or hints that might lead us to hidden treasure.

Figure 6: The responses given the question *As a pirate captain, what would you say to your crew to motivate them to search for hidden treasure*. TOAST takes a motivational approach and provides a detailed description of the prepared speech. On the other hand, the fine-tuned baseline directly embraces the private persona and gives a vivid and engaging answer.

Table 3: Results of Instruction Tuning. We use GPT-4 to evaluate the performance. LoRA has inferior performance while TOAST is able to outperform fully fine-tuned Alpaca and Vicuna. [†]We train the Alpaca and Vicuna baselines using the same open-source data as LoRA and TOAST and report the performance thereof.

	Generic	Knowledge	Roleplay	Common	Fermi	Counterfact	Writing	Avg
Alpaca-7B [†]	7.8	8.5	8.0	8.0	4.3	8.7	9.7	7.9
- LoRA	6.7	7.3	6.7	7.0	5.0	7.3	8.0	6.9
- TOAST	8.0	9.0	7.7	8.0	7.0	8.0	8.7	8.1
Vicuna-7B [†]	8.3	8.8	8.2	8.0	6.7	7.7	8.8	8.1
- TOAST	8.7	9.0	8.7	9.0	6.5	7.0	9.0	8.3
Vicuna-13B [†]	7.6	8.5	9.3	8.2	7.0	8.0	8.7	8.2
- TOAST	8.9	9.0	8.0	9.0	6.7	8.0	9.0	8.4

when modifying the weights but is able to better follow the instruction in this way. More examples are shown in Appendix.

4.4 TOAST Is Adaptable to Different Model Architectures and Tasks

TOAST is adaptable to Convnets. In previous experiments, we use Transformer as the backbone. We show that we can also use TOAST on convolutional networks (Convnets). First, we need to design a top-down attention module for Convnets: (i) we keep the design of the feature selection module, (ii) we change the linear layers in the feedback path into deconvolutional layers so that the bottom-up and top-down signals in each layer have the same shape, (iii) since there is no self-attention in Convnets, we directly add the top-down signal onto the bottom-up input of each convolutional layer. Then the pre-tuning and tuning stages are the same as the transformer setting. In our experiments, we choose ConvNeXt [20] as the backbone and test on FGVC (Table 4). We observe similar results as in Transformer that TOAST has superior performance than fine-tune and LoRA. This implies attention refocusing is also important for Convnets.

TOAST is adaptable to larger models. To see if TOAST can scale to larger models, we test ViT-L pre-trained on ImageNet-21k. As shown in Table 5, on the larger model, TOAST still delivers the best performance. An interesting observation is that LoRA is able to outperform fine-tune in this setting, possibly because the pre-trained representation is strong and general enough and largely modifying the backbone to learn new features is not necessary.

Table 4: Results on FGVC with ConvNeXt-B backbone.

	CUB	Birds	Flower	Dogs	Cars	Avg
Fine-tune	87.5	72.3	97.1	86.3	87.7	86.2
LoRA	89.6	75.8	99.3	88.5	67.7	84.2
TOAST	90.2	85.6	99.2	88.4	85.8	89.8

Table 5: Results on FGVC with ViT-L backbone pre-trained on ImageNet-21k.

	CUB	Bird	Flower	Dog	Car	Avg
Fine-tune	88.3	69.4	98.1	89.8	84.3	86.0
LoRA	89.1	73.9	98.2	94.3	78.1	86.7
TOAST	89.5	75.4	98.5	93.4	85.3	88.4

Table 6: Results on Semantic Segmentation. TOAST consistently outperforms LoRA and VPT but still lags behind fully fine-tuning.

	PASCAL VOC	ADE20K
Fine-tune	82.05	47.89
VPT	76.80	41.42
LoRA	78.43	42.94
TOAST	80.44	45.11

Table 7: Ablation studies on the pre-tuning stage, the token-wise and channel-wise attention in TOAST.

Model	FGVC Avg Acc
TOAST	86.2
w/o pre-tuning	81.9
w/o token att	82.8
w/o channel att	74.7

TOAST is adaptable to semantic segmentation. Previous work [16] shows that PEFT methods are not comparable to fine-tuning on dense prediction tasks such as semantic segmentation. Here we test TOAST on semantic segmentation on two datasets, PASCAL VOC [12] and ADE20K [38]. We use ImageNet-21k pre-trained ViT-B as the backbone and UperNet [32] as the segmentation head. Since segmentation requires the model to encode low-level visual information, we find that feedback from the middle layer instead of the last layer gives better performance. From Table 6, we observe that TOAST has better performance than VPT and LoRA, although still underperforms fine-tuning. One possible reason is that the backbone is pre-trained on image classification which has too large a discrepancy with segmentation tasks in terms of the hierarchy and semantics of the required visual representations.

4.5 Exploring Parameter-Efficient TOAST

In Section 3.2 we mention TOAST is tuning around 15% of the parameters and most of the tunable parameters are from the feedback path. To further reduce the number of tunable parameters and match the parameter efficiency of methods such as LoRA and VPT, we propose TOAST-Lite which applies LoRA on the feedback path. In this way, only less than 1% of the parameters are tuned. Here we evaluate the performance of TOAST-Lite on FGVC and Alpaca. Results are shown in Table 8. We can see that although TOAST-Lite tunes much fewer parameters than TOAST, it performs on par with TOAST on FGVC. It also largely outperforms LoRA and VPT while having a similar level of parameter efficiency. For Alpaca, TOAST-Lite has a degraded performance compared to TOAST but still outperforms LoRA, making it a strong baseline for Parameter-Efficient Fine-Tuning. See Appendix for more results of TOAST-Lite.

Table 8: Evaluation of TOAST-Lite on FGVC visual classification and Alpaca language generation. TOAST-Lite outperforms LoRA and VPT with a similar number of tunable parameters.

	FGVC		Alpaca	
	#Param	Acc	#Param	Score
Fine-tune	87M	81.1	7B	7.9
LoRA	0.3M	79.8	4.2M	6.9
VPT	0.9M	78.0	-	-
TOAST	14M	86.2	537M	8.1
TOAST-Lite	0.9M	86.0	19M	7.4

4.6 Ablation Studies

We conduct ablation studies to show the importance of several designs of TOAST: (i) the pre-tuning stage which provides a better initialization of the top-down attention module, and (ii) the token-wise and channel-wise attention in the top-down attention module. For each ablation, we remove the pre-tuning stage, remove the token selection in the feature selection module, and freeze the channel selection as well as the feedback path, respectively. Note that we freeze the feedback path

Table 9: Results on FGVC with early or late feedback. All models are ViT-B unless noted otherwise. Vanilla TOAST doubles the FLOPS over fine-tuned ViT-B although it still outperforms fine-tuned ViT-L which has twice as many FLOPS as TOAST. The early and late feedback models further reduce the FLOPS but with a cost of degrading performances compared to TOAST.

	FLOPS	CUB	Birds	Flower	Dogs	Cars	Avg
Fine-tune	1x	80.5	60.2	86.9	94.7	83.2	81.1
Fine-tune (ViT-L)	4x	88.3	69.4	98.1	89.8	84.3	86.0
TOAST	2x	85.0	75.2	88.7	97.4	84.5	86.2
TOAST-Early	1.5x	84.2	74.0	85.2	97.2	81.7	84.5
TOAST-Late	1.5x	83.7	75.9	86.1	97.3	77.5	84.1

because it contains linear transforms on the channel dimension and thus also plays a role in channel selection. Results are shown in Table 7. First, we observe that TOAST without pre-tuning has a considerable performance drop from 86.2% to 81.9%. This indicates a proper initialization of the top-down attention module is crucial. Notably, TOAST without pre-tuning still outperforms fine-tuning, proving the effectiveness of attention refocusing. Second, we can see that removing the token-wise attention or channel-wise attention will both harm the performance. Specifically, removing channel-wise attention has a larger impact, indicating that at the same position in an image, the pre-trained model is usually not focusing on the features concerned by downstream tasks.

5 Current Limitations of TOAST

Despite the promising performances, the major drawback of TOAST and TOAST-Lite is the computation overhead since the feedforward path is run twice, which approximately doubles the FLOPS of the model. Although it is worth noting that even though doubling the FLOPS, TOAST is still able to outperform fine-tuned ViT-L which has twice as many FLOPS as TOAST (Table 9). To further improve computational efficiency, we seek ways to avoid running the feedforward path twice. Specifically, we try out two different design choices, early feedback, and late feedback. Early feedback means feedback from the middle layer instead of the last layer. In this way, we can only run the layers before the middle layer in the first feedforward. Late feedback means feedback from the last layer to the middle layer instead of the first layer. In this way, we can share the outputs before the middle layer in two feedforward runs since they do not receive any feedback and thus have the same outputs in both feedforward runs. We test these two designs on FGVC (Table 9). We observe that early and late feedback reduces the FLOPS at the cost of slightly degrading the performance. However, we also find this is not always the case. For example, for semantic segmentation, we find that early feedback is actually better than regular feedback (45.11 vs. 43.59 mIoU on ADE20K), probably because segmentation requires more fine-grained and low-level features and the middle layer contains more low-level information than the last layer.

6 Conclusion

This work is motivated by the empirical observation that previous transfer learning methods often fail to focus the model’s attention on task-relevant signals, which possibly leads to suboptimal performance on downstream tasks. We show that refocusing attention is the key to better transfer learning performance. We propose Top-Down Attention Steering (TOAST) which transfers to a new task by steering the attention onto the task-specific features. Specifically, TOAST freezes the pre-trained backbone and tunes an additional top-down attention module on the downstream task to steer the attention. Compared to previous baselines, TOAST is able to achieve state-of-the-art results on fine-grained visual classification as well as instruction-following language generation while only tuning a small portion of the parameters.

References

- [1] Merav Ahissar and Shaul Hochstein. Task difficulty and the specificity of perceptual learning. *Nature*, 387(6631):401–406, 1997.
- [2] Peter Anderson, Xiaodong He, Chris Buehler, Damien Teney, Mark Johnson, Stephen Gould, and Lei Zhang. Bottom-up and top-down attention for image captioning and visual question answering. In *Proceedings of the IEEE conference on computer vision and pattern recognition*, pages 6077–6086, 2018.
- [3] Rishi Bommasani, Drew A Hudson, Ehsan Adeli, Russ Altman, Simran Arora, Sydney von Arx, Michael S Bernstein, Jeannette Bohg, Antoine Bosselut, Emma Brunskill, et al. On the opportunities and risks of foundation models. *arXiv preprint arXiv:2108.07258*, 2021.
- [4] Han Cai, Chuang Gan, Ligeng Zhu, and Song Han. Tinytl: Reduce memory, not parameters for efficient on-device learning. *Advances in Neural Information Processing Systems*, 33:11285–11297, 2020.
- [5] Marisa Carrasco. Visual attention: The past 25 years. *Vision research*, 51(13):1484–1525, 2011.
- [6] Wei-Lin Chiang, Zhuohan Li, Zi Lin, Ying Sheng, Zhanghao Wu, Hao Zhang, Lianmin Zheng, Siyuan Zhuang, Yonghao Zhuang, Joseph E. Gonzalez, Ion Stoica, and Eric P. Xing. Vicuna: An open-source chatbot impressing gpt-4 with 90%* chatgpt quality, March 2023.
- [7] Mostafa Dehghani, Josip Djolonga, Basil Mustafa, Piotr Padlewski, Jonathan Heek, Justin Gilmer, Andreas Steiner, Mathilde Caron, Robert Geirhos, Ibrahim Alabdulmohsin, et al. Scaling vision transformers to 22 billion parameters. *arXiv preprint arXiv:2302.05442*, 2023.
- [8] Jia Deng, Wei Dong, Richard Socher, Li-Jia Li, Kai Li, and Li Fei-Fei. Imagenet: A large-scale hierarchical image database. In *2009 IEEE conference on computer vision and pattern recognition*, pages 248–255. Ieee, 2009.
- [9] Jacob Devlin, Ming-Wei Chang, Kenton Lee, and Kristina Toutanova. Bert: Pre-training of deep bidirectional transformers for language understanding. *arXiv preprint arXiv:1810.04805*, 2018.
- [10] Ning Ding, Yujia Qin, Guang Yang, Fuchao Wei, Zonghan Yang, Yusheng Su, Shengding Hu, Yulin Chen, Chi-Min Chan, Weize Chen, et al. Delta tuning: A comprehensive study of parameter efficient methods for pre-trained language models. *arXiv preprint arXiv:2203.06904*, 2022.
- [11] Alexey Dosovitskiy, Lucas Beyer, Alexander Kolesnikov, Dirk Weissenborn, Xiaohua Zhai, Thomas Unterthiner, Mostafa Dehghani, Matthias Minderer, Georg Heigold, Sylvain Gelly, et al. An image is worth 16x16 words: Transformers for image recognition at scale. *arXiv preprint arXiv:2010.11929*, 2020.
- [12] M. Everingham, L. Van Gool, C. K. I. Williams, J. Winn, and A. Zisserman. The PASCAL Visual Object Classes Challenge 2012 (VOC2012) Results. <http://www.pascal-network.org/challenges/VOC/voc2012/workshop/index.html>.
- [13] Aaron Gokaslan and Vanya Cohen. Openwebtext corpus. <http://Skyllion007.github.io/OpenWebTextCorpus>, 2019.
- [14] Neil Houlsby, Andrei Giurgiu, Stanislaw Jastrzebski, Bruna Morrone, Quentin De Laroussilhe, Andrea Gesmundo, Mona Attariyan, and Sylvain Gelly. Parameter-efficient transfer learning for nlp. In *International Conference on Machine Learning*, pages 2790–2799. PMLR, 2019.
- [15] Edward J Hu, Yelong Shen, Phillip Wallis, Zeyuan Allen-Zhu, Yuanzhi Li, Shean Wang, Lu Wang, and Weizhu Chen. Lora: Low-rank adaptation of large language models. *arXiv preprint arXiv:2106.09685*, 2021.
- [16] Menglin Jia, Luming Tang, Bor-Chun Chen, Claire Cardie, Serge Belongie, Bharath Hariharan, and Ser-Nam Lim. Visual prompt tuning. In *Computer Vision—ECCV 2022: 17th European Conference, Tel Aviv, Israel, October 23–27, 2022, Proceedings, Part XXXIII*, pages 709–727. Springer, 2022.
- [17] Nilli Lavie. Perceptual load as a necessary condition for selective attention. *Journal of Experimental Psychology: Human perception and performance*, 21(3):451, 1995.
- [18] Brian Lester, Rami Al-Rfou, and Noah Constant. The power of scale for parameter-efficient prompt tuning. *arXiv preprint arXiv:2104.08691*, 2021.
- [19] Xiao Liu, Kaixuan Ji, Yicheng Fu, Weng Lam Tam, Zhengxiao Du, Zhilin Yang, and Jie Tang. P-tuning v2: Prompt tuning can be comparable to fine-tuning universally across scales and tasks. *arXiv preprint arXiv:2110.07602*, 2021.

- [20] Zhuang Liu, Hanzi Mao, Chao-Yuan Wu, Christoph Feichtenhofer, Trevor Darrell, and Saining Xie. A convnet for the 2020s. In *Proceedings of the IEEE/CVF Conference on Computer Vision and Pattern Recognition*, pages 11976–11986, 2022.
- [21] Aude Oliva, Antonio Torralba, Monica S Castelhana, and John M Henderson. Top-down control of visual attention in object detection. In *Proceedings 2003 International Conference on Image Processing (Cat. No. 03CH37429)*, volume 1, pages I–253. IEEE, 2003.
- [22] OpenAI. Gpt-4 technical report, 2023.
- [23] Alec Radford, Karthik Narasimhan, Tim Salimans, Ilya Sutskever, et al. Improving language understanding by generative pre-training. 2018.
- [24] Geraint Rees, Christopher D Frith, and Nilli Lavie. Modulating irrelevant motion perception by varying attentional load in an unrelated task. *Science*, 278(5343):1616–1619, 1997.
- [25] Aniek Schoups, Rufin Vogels, Ning Qian, and Guy Orban. Practising orientation identification improves orientation coding in v1 neurons. *Nature*, 412(6846):549–553, 2001.
- [26] Baifeng Shi, Trevor Darrell, and Xin Wang. Top-down visual attention from analysis by synthesis. *arXiv preprint arXiv:2303.13043*, 2023.
- [27] Rohan Taori, Ishaan Gulrajani, Tianyi Zhang, Yann Dubois, Xuechen Li, Carlos Guestrin, Percy Liang, and Tatsunori B. Hashimoto. Stanford alpaca: An instruction-following llama model. https://github.com/tatsu-lab/stanford_alpaca, 2023.
- [28] Hugo Touvron, Matthieu Cord, Matthijs Douze, Francisco Massa, Alexandre Sablayrolles, and Herve Jegou. Training data-efficient image transformers & distillation through attention. In *International Conference on Machine Learning*, volume 139, pages 10347–10357, July 2021.
- [29] Hugo Touvron, Thibaut Lavril, Gautier Izacard, Xavier Martinet, Marie-Anne Lachaux, Timothée Lacroix, Baptiste Rozière, Naman Goyal, Eric Hambro, Faisal Azhar, et al. Llama: Open and efficient foundation language models. *arXiv preprint arXiv:2302.13971*, 2023.
- [30] Yoshiaki Tsushima and Takeo Watanabe. Roles of attention in perceptual learning from perspectives of psychophysics and animal learning. *Learning and Behavior*, 37(2):126–132, 2009.
- [31] Ashish Vaswani, Noam Shazeer, Niki Parmar, Jakob Uszkoreit, Llion Jones, Aidan N Gomez, Łukasz Kaiser, and Illia Polosukhin. Attention is all you need. *Advances in neural information processing systems*, 30, 2017.
- [32] Tete Xiao, Yingcheng Liu, Bolei Zhou, Yuning Jiang, and Jian Sun. Unified perceptual parsing for scene understanding. In *Proceedings of the European conference on computer vision (ECCV)*, pages 418–434, 2018.
- [33] Huijuan Xu and Kate Saenko. Ask, attend and answer: Exploring question-guided spatial attention for visual question answering. In *Computer Vision—ECCV 2016: 14th European Conference, Amsterdam, The Netherlands, October 11–14, 2016, Proceedings, Part VII 14*, pages 451–466. Springer, 2016.
- [34] Kelvin Xu, Jimmy Ba, Ryan Kiros, Kyunghyun Cho, Aaron Courville, Ruslan Salakhudinov, Rich Zemel, and Yoshua Bengio. Show, attend and tell: Neural image caption generation with visual attention. In *International conference on machine learning*, pages 2048–2057. PMLR, 2015.
- [35] Jason Yosinski, Jeff Clune, Yoshua Bengio, and Hod Lipson. How transferable are features in deep neural networks? *Advances in neural information processing systems*, 27, 2014.
- [36] Xiaohua Zhai, Joan Puigcerver, Alexander Kolesnikov, Pierre Ruysen, Carlos Riquelme, Mario Lucic, Josip Djolonga, Andre Susano Pinto, Maxim Neumann, Alexey Dosovitskiy, et al. A large-scale study of representation learning with the visual task adaptation benchmark. *arXiv preprint arXiv:1910.04867*, 2019.
- [37] Li Zhaoping. *Understanding vision: theory, models, and data*. Academic, 2014.
- [38] Bolei Zhou, Hang Zhao, Xavier Puig, Sanja Fidler, Adela Barriuso, and Antonio Torralba. Scene parsing through ade20k dataset. In *Proceedings of the IEEE conference on computer vision and pattern recognition*, pages 633–641, 2017.
- [39] Fuzhen Zhuang, Zhiyuan Qi, Keyu Duan, Dongbo Xi, Yongchun Zhu, Hengshu Zhu, Hui Xiong, and Qing He. A comprehensive survey on transfer learning. *Proceedings of the IEEE*, 109(1):43–76, 2020.

A Additional Implementation Details

A.1 Pre-Trained Backbone

For the feedforward ViT-B backbone with ImageNet-1k pre-training, we use the implementation from DeiT [28] and pre-train on ImageNet-1k with the same recipe, *i.e.*, using AdamW optimizer to pre-train for 300 epochs, with a batch size of 512, a base learning rate of $5e-4$, and 5 warm-up epochs. For the ViT-B and ViT-L backbone with ImageNet-21k pre-training, we take the checkpoints from HuggingFace^{2,3} and convert them into DeiT style. For ConvNeXt we directly borrow the implementation and checkpoints from the original GitHub repository⁴. For LLaMA-7B and LLaMA-13B, we take the checkpoints provided by the community^{5,6}.

A.2 Pre-Tuning Stage

For vision models such as ViT and ConvNeXt, we first add a randomly initialized top-down attention module onto the pre-trained backbone and then pre-tune the top-down attention module on ImageNet-1k classification. In this process, the feedforward backbone is frozen. We pre-tune the model for 30 epochs using the AdamW optimizer, with 3 warm-up epochs, and 3 cool-down epochs, a learning rate of 0.0005. We also disable the cutmix and mixup. Except for the supervised loss, we also add the variational loss [26] which encourages the feedback layer in ℓ -th layer to reconstruct the input feature to ℓ -th layer from its output. We set the weight of variational loss as 0.03.

For language models, we pre-tune on a subset of OpenWebText [13]. The subset contains 200k lines sampled from the original dataset. We train for 1 epoch with a batch size of 32 and 4 gradient accumulation steps. We use a learning rate of $3e-5$. We use DeepSpeed⁷ parameter offloading to avoid OOM errors.

A.3 Tuning Stage

For FGVC experiments, we use the training recipe in [16]. Specifically, on each dataset, we use a learning rate of 0.01 for TOAST, LoRA, and VPT, and use 0.003 for fine-tuning. We use a batch size of 32.

For VTAB experiments, we follow [16] to do a grid search on the best learning rate and weight decay for each model and each dataset. Specifically, we take 800 images from the training set to train the model and use the rest 200 images for validation. We pick the set of hyperparameters that has the highest validation performance. Then we use the same hyperparameters to train the model on all 1000 images and test on the testing set. For each dataset, we run it five times with random seeds and report the average results.

For experiments on Alpaca and Vicuna, we use the same training recipe as the Stanford Alpaca repository⁸. During the evaluation, we use a temperature of 0.7. The evaluation protocol follows the one in Vicuna [6] except we sample 30 questions from the original list of 80 questions.

B Additional Results of TOAST-Lite

In this section, we provide more results on TOAST-Lite and compare it to other PEFT algorithms such as LoRA and VPT. For visual classification, we show the results on FGVC in Table 10. We can see the TOAST-Lite has a similar number of tunable parameters as LoRA and VPT while obtaining better or comparable performances on all five datasets. It also outperforms fine-tuning while other PEFT methods fail to. We also show the results on VTAB-1k (Table 11). We observe that TOAST-Lite

²<https://huggingface.co/google/vit-base-patch16-224-in21k>

³<https://huggingface.co/google/vit-large-patch16-224-in21k>

⁴<https://github.com/facebookresearch/ConvNeXt>

⁵<https://huggingface.co/decapoda-research/llama-7b-hf>

⁶<https://huggingface.co/decapoda-research/llama-13b-hf>

⁷<https://github.com/microsoft/DeepSpeed>

⁸https://github.com/tatsu-lab/stanford_alpaca

Table 10: Results on FGVC with TOAST and TOAST-Lite. TOAST-Lite is able to improve the performance by a large margin over LoRA and VPT while tuning a similar number of parameters.

	# Params	CUB	Birds	Flower	Dogs	Cars	Avg
Linear	0.2M	76.8	47.3	81.7	97.7	60.3	72.8
Fine-tune	87M	80.5	60.2	86.9	94.7	83.2	81.1
VPT	0.9M	76.9	72.2	80.6	97.3	62.8	78.0
LoRA	0.3M	82.5	71.2	81.2	97.5	76.6	79.8
TOAST	14M	85.0	75.2	88.7	97.4	84.5	86.2
TOAST-Lite	0.9M	84.5	76.9	89.4	97.4	82.0	86.0

Table 11: Results on VTAB-1K benchmark with TOAST and TOAST-Lite.

	# Params	Natural							Specialized				Structured							
		Cifar100	Caltech101	DTD	Flower102	Pets	SVHN	Sun397	Camelyon	EuroSAT	Resisc45	Retinopathy	Clevr-Count	Clevr-Dist	DMLab	KITTI-Dist	dSpr-Loc	dSpr-Ori	sNORB-Azim	sNORB-Ele
<i>ImageNet-1k pre-trained</i>																				
Fine-tune	87M	44.7	77.3	55.5	74.5	86.0	85.1	17.4	84.9	95.0	82.8	74.2	60.2	53.1	33.5	77.6	61.9	39.0	15.0	36.6
VPT	0.9M	65.3	90.5	67.7	88.3	88.6	82.2	40.6	82.3	94.5	83.1	74.0	51.5	51.1	44.1	69.3	63.8	49.5	25.3	28.6
LoRA	0.3M	69.3	88.8	66.6	90.3	90.3	81.9	41.5	83.4	94.8	83.5	75.0	66.8	56.9	48.9	77.6	76.2	53.5	26.6	37.1
TOAST	14M	73.8	92.1	68.7	93.0	89.0	76.3	41.9	82.8	95.3	85.7	74.6	61.2	58.7	43.5	78.8	86.1	51.2	27.0	43.4
TOAST-Lite	0.9M	69.0	91.0	65.9	93.3	88.0	78.9	42.9	81.6	96.1	86.0	74.3	62.8	53.3	44.8	73.7	66.0	41.2	26.5	39.0

Table 12: Results of Instruction Tuning on Alpaca. We use GPT-4 to evaluate the performance. LoRA has inferior performance while TOAST is able to outperform fully fine-tuned Alpaca.

	# Params	Generic	Knowledge	Roleplay	Common	Fermi	Counterfactual	Writing	Avg
Alpaca	7B	7.8	8.5	8.0	8.0	4.3	8.7	9.7	7.9
LoRA	4.2M	6.7	7.3	6.7	7.0	5.0	7.3	8.0	6.9
TOAST	537M	8.0	9.0	7.7	8.0	7.0	8.0	8.7	8.1
TOAST-Lite	19M	7.3	9.3	6.7	7.8	5.1	7.0	8.3	7.4

normally is not able to match the performance of TOAST. TOAST-Lite performs on par with LoRA on classification while has a worse performance on structure understanding.

We also provide more results of TOAST-Lite on language generation task. As shown in Table 12, TOAST-Lite has a downgraded performance compared to TOAST, but still outperforms LoRA.

C Additional Results of Language Generation

Figure 7-11 show additional results on language generation for Alpaca-7B, Vicuna-7B, and Vicuna-13B.

How can I improve my time management skills?

Alpaca-7B:

Improving time management skills involves breaking down tasks into smaller, more manageable chunks, setting realistic goals and deadlines, and prioritizing tasks based on importance. It also involves being mindful of how much time certain tasks take and scheduling in breaks throughout the day. Additionally, it is important to be aware of distractions and how they can impact productivity. Finally, it is helpful to have a system in place to track progress and hold oneself accountable. With practice and dedication, anyone can improve their time management skills.

Alpaca-7B-LoRA:

One of the best ways to improve your time management skills is to create a schedule and stick to it. This will help you prioritize your tasks and ensure that you are spending your time wisely. It is also important to be realistic about how much time each task will take, so that you don't overestimate or underestimate how long it will take you to complete a task. Finally, it is important to learn how to say "no" when you need to, so that you don't take on too many responsibilities at once.

Alpaca-7B-TOAST:

One way to improve your time management skills is to create a schedule and stick to it. Make sure to prioritize tasks and set realistic deadlines for yourself. Break down large tasks into smaller, more manageable chunks and take regular breaks to stay focused. Additionally, try to avoid procrastination and distractions by blocking out specific times of the day for certain tasks. Finally, make sure to reward yourself when you complete a task or reach a goal. This will help motivate you to continue working towards your goals.

Another way to improve your time management skills is to practice mindfulness. Mindfulness involves being present in the moment and focusing on the task at hand. This can help you stay focused and reduce distractions. Additionally, mindfulness can help you become more aware of your thoughts and emotions, which can help you make better decisions about how to use your time.

Finally, it's important to remember that time management is a skill that can be improved over time. Practice makes perfect, so don't be discouraged if you don't get it right the first time. With patience and persistence, you will be able to improve your time management skills.

Good luck!

Figure 7: The responses given the question *How can I improve my time management skills*.

Can you explain the basics of quantum computing?

Vicuna-7B:

Quantum computing is a type of computing that uses the principles of quantum mechanics to perform calculations and process information. It is based on the idea that particles, such as atoms or subatomic particles, can exist in multiple states at once, and can be manipulated and controlled using quantum bits, or qubits.

One of the key principles of quantum computing is superposition, which allows a qubit to exist in multiple states simultaneously. For example, a qubit could represent both a 1 and a 0 at the same time. Another important principle is entanglement, which allows two qubits to be connected in such a way that the state of one qubit affects the state of the other, even if they are separated by a great distance.

Quantum computing has the potential to solve certain problems much faster than classical computers, but it is still a developing field and there are many challenges to overcome before it becomes practical for widespread use.

Vicuna-7B-TOAST:

Sure, I'd be happy to explain the basics of quantum computing! Quantum computing is a relatively new field of computer science that uses the principles of quantum physics to perform certain types of computation that are impossible or significantly more difficult to perform on classical computers.

At the most fundamental level, quantum computers are based on quantum bits (qubits) that can exist in a superposition of 0 and 1, allowing them to store and process information in a way that is fundamentally different from classical computers. This superposition and interference phenomena can be used to perform quantum algorithms, which can solve certain problems much faster than on classical computers.

One of the key differences between classical computers and quantum computers is that quantum computers use quantum bits (qubits) that can exist in a superposition of 0 and 1, while classical computers use classical bits (bits) that can only exist in a state of 0 or 1. The ability to store and process information in superposition allows quantum computers to perform certain types of computation that are impossible or significantly more difficult to perform on classical computers.

Quantum algorithms take advantage of the superposition and interference phenomena to solve certain problems faster than on classical computers. One example is Shor's algorithm, which can factor large integers in polynomial time. This algorithm uses quantum computers to search for solutions to a discrete logarithm problem in a large finite field, which is a fundamental problem in cryptography. This algorithm can factor large integers much faster than on classical computers, making it a powerful tool for cryptography.

Another example is Grover's search algorithm, which can search an unsorted database of size N for an item of interest in $O(\sqrt{N})$ time. This algorithm uses quantum computers to search a database with a large number of elements in polynomial time, which is impossible to do on classical computers.

Overall, quantum computing is a relatively new field of computer science that uses the principles of quantum physics to perform certain types of computation that are impossible or significantly more difficult to perform on classical computers. It has the potential to revolutionize the way we think about computation and has applications in a wide range of fields including cryptography, simulation, optimization, and machine learning.

Figure 8: The responses given the question *Can you explain the basics of quantum computing.*

If you were a Shakespearean character, how would you declare your love for someone in a soliloquy?

Vicuna-7B:

If I were a Shakespearean character, I might declare my love for someone in a soliloquy like this:

"Oh, love, thou art a fickle thing,
A shadow that doth dance upon the wind,
A bird that doth sing thy song in spring,
Yet vanisheth like a fleeting dream.

But oh, how my heart doth yearn
For the one I love, so fair and true,
With eyes like stars that shine so bright,
And a laughter that doth light the night.

Oh, how I long to wrap my arms
Around her slender form, to hold her tight,
To tell her of my love so true,
And to hear her whisper back to me,
"I love you too."

Oh, love, thou art a precious thing,
A treasure that doth shine so bright,
And though I may not always understand,
Thy ways and thy mysteries unraveled,

I know that thou art worth all the pain,
All the heartache and all the sorrow,
For with thee, my heart doth find peace,
And in thy embrace, I'm no longer alone.

So here's to love, oh love so pure,
And to the one I love, dear and true,
I'll spend my days and nights with thee,
And in the end, I'll be with thee."

Vicuna-7B-TOAST:

If I were a Shakespearean character, I might declare my love for someone in a soliloquy in one of the following ways:

1. I would declare my love for someone in a soliloquy by saying things like, "O Romeo, Romeo, wherefore art thou Romeo? / All is not well. My heart is sick with passion / And love doth lie too deep for words to sound the mind." (from "Romeo and Juliet")
2. I would declare my love for someone in a soliloquy by saying things like, "O, that I were a glove upon that hand, / That I might touch that cheek, and take those lips / In mine own hand, and press them daintily / For self-love, and give them liberty / To speak what they suppose in me disguised" (from "The Merchant of Venice")
3. I would declare my love for someone in a soliloquy by saying things like, "O mistress mine, where are you roaming? / O stay and hear, your true love's coming, / That can sing both high and low, / While I have music in my ear, / To make you merry, that shall make me sad / When I have music in my ear, / To make me merry, that shall make me sad." (from "Twelfth Night")
4. I would declare my love for someone in a soliloquy by saying things like, "O brave new world that has such people in it / And such people in it! And such people in it!" (from "The Tempest")
5. I would declare my love for someone in a soliloquy by saying things like, "O, that I were a man! / I would fly from this mortal coil / And in my place a spirit should inhabit / And think my thoughts with me, and tell / With what kind of bodies it is furnish'd / And what it thinks, and what it does, and why" (from "Hamlet").

Of course, Shakespeare's plays are filled with memorable soliloquies that express love in many different ways and in many different contexts. My own declaration of love might not be exactly the same as those of these characters, but it would surely be just as heartfelt and meaningful.

Figure 9: The responses given the question *If you were a Shakespearean character, how would you declare your love for someone in a soliloquy.*

What if the Aztecs had successfully repelled the Spanish conquistadors?

Vicuna-13B:

It is impossible to know for certain what would have happened if the Aztecs had successfully repelled the Spanish conquistadors, as this is a counterfactual scenario that cannot be verified. However, it is possible to speculate on the potential outcomes based on the available historical information.

If the Aztecs had managed to drive the Spanish out of Mexico, it is likely that the Aztec empire would have continued to exist in some form. The Aztecs were a powerful and sophisticated civilization, with a well-organized government and a strong military. However, it is also possible that the Aztecs would have faced challenges and conflicts from other groups in the region, such as the Maya or the Incas.

Without the influence of the Spanish, it is uncertain how the Aztecs would have developed and evolved over time. It is possible that they would have continued to expand their empire and exert control over neighboring territories, or they may have become more isolated and focused on internal affairs. It is also possible that the Aztecs would have faced challenges and conflicts from other groups, which could have led to their downfall or decline.

Overall, it is difficult to predict exactly how the world would have changed if the Aztecs had successfully repelled the Spanish conquistadors. However, it is clear that the Aztecs were a powerful and influential civilization, and their legacy has left a lasting impact on the region and the world.

Vicuna-13B-TOAST:

If the Aztecs had successfully repelled the Spanish conquistadors, the history of Mexico and the Americas would have been extremely different. Here are some of the key ways in which the Aztec Empire's defeat at the hands of the Spanish conquistadors changed the course of history:

1. The Spaniards would not have established a colonial empire in the Americas.

The Spanish conquistadors began a campaign of conquest and colonization in the Americas, which led to the establishment of numerous Spanish settlements and colonies in Mexico, Central America, and South America. If the Aztecs had been able to repel the Spanish, it is likely that the Spanish would not have been able to establish colonies in the Americas, and the history of colonization in the region would have been very different.

2. The development of the Americas would have been slowed down.

The Spanish colonization of the Americas led to a rapid development of the region, as the Spanish brought with them new technologies, agricultural techniques, and social and political institutions. If the Aztecs had been able to repel the Spanish, it is likely that the development of the region would have been slower and more gradual, as the Spanish would not have brought their advanced technologies and institutions to the region.

3. The spread of Christianity in the Americas would have been limited.

The Spanish colonization of the Americas was closely linked to the spread of Christianity in the region. The Spanish colonists brought with them Catholicism, which they attempted to spread among the indigenous populations of the Americas. If the Aztecs had been able to repel the Spanish, it is likely that the spread of Christianity would have been much slower and more limited.

4. The Americas would have been more independent and less integrated into the global economy.

The Spanish colonization of the Americas led to the establishment of a global economy that was tightly linked to Spain and the rest of Europe. If the Aztecs had been able to repel the Spanish, it is likely that the Americas would have developed more independently and less integrated into the global economy.

5. The indigenous population of the Americas would have been more culturally and linguistically diverse.

The Spanish colonization of the Americas led to the widespread adoption of Spanish as the primary language in many parts of the region, and the destruction of many indigenous languages and cultures. If the Aztecs had been able to repel the Spanish, it is likely that the indigenous population of the Americas would have been more culturally and linguistically diverse, with many different indigenous languages and cultures surviving to the present day.

Figure 10: The responses given the question *What if the Aztecs had successfully repelled the Spanish conquistadors*.

How can you determine if a restaurant is popular among locals or mainly attracts tourists, and why might this information be useful?

Vicuna-13B:

Determining if a restaurant is popular among locals or mainly attracts tourists can be challenging, but there are a few factors that may provide clues. For example, if a restaurant has a lot of local customers and a limited number of tourists, it may be considered a local favorite. On the other hand, if a restaurant has a high number of tourists and a limited number of local customers, it may be more of a tourist attraction.

This information can be useful for several reasons. If you are a local looking for a new restaurant to try, knowing that a restaurant is popular among locals can give you confidence that it is a good choice. On the other hand, if you are a tourist looking for a local experience, you may want to seek out restaurants that are popular among locals. Additionally, knowing if a restaurant is popular among locals or attracts more tourists can help you plan your itinerary and budget accordingly. For example, you may want to budget more for a restaurant that is popular among locals and attracts a higher price point, or you may want to seek out more affordable tourist attractions.

Vicuna-13B-TOAST:

To determine if a restaurant is popular among locals or mainly attracts tourists, you can consider several factors, including:

1. Demographics: Examine the demographics of the surrounding area to see if it is primarily populated by locals or tourists.
2. Language: Listen to the language being spoken by customers and employees to see if it is primarily English or a foreign language.
3. Amenities: Examine the amenities offered by the restaurant to see if they are geared towards locals or tourists. For example, a restaurant that offers local dishes and drinks, and has a relaxed atmosphere may be more popular among locals, while a restaurant that offers international cuisine and has a more formal setting may be more popular among tourists.
4. Prices: Compare the prices of the menu items to other similar restaurants in the area to see if they are comparable to what locals can afford, or if they are more expensive and geared towards tourists.
5. Crowd: Observe the crowd to see if it is primarily made up of locals or tourists. For example, if the crowd is primarily made up of locals who speak the local language, it may be a popular restaurant among locals.

Understanding whether a restaurant is popular among locals or tourists can be useful for several reasons:

1. It can help you determine whether a restaurant is the right fit for you based on your preferences and budget.
2. It can help you identify restaurants that may not be popular with tourists, offering you a more authentic local dining experience.
3. It can help you avoid overcrowded restaurants that may be difficult to get a table at during peak hours.
4. It can help you identify restaurants that may be more likely to offer deals and discounts, as they are more likely to have a larger customer base.
5. It can help you identify restaurants that may be more likely to have a local menu, rather than a tourist-focused menu.

In summary, determining if a restaurant is popular among locals or mainly attracts tourists can help you make informed decisions about where to eat, whether it's for a casual dinner or a special occasion.

Figure 11: The responses given the question *How can you determine if a restaurant is popular among locals or mainly attracts tourists, and why might this information be useful.*