

Multiparton Cwebs at five loops

Shubham Mishra,^a Sourav Pal,^b Aditya Srivastav,^a Anurag Tripathi^a

^a*Department of Physics, Indian Institute of Technology Hyderabad, Kandi, Sangareddy, Telangana State 502284, India.*

^b*Theoretical Physics Division, Physical Research Laboratory, Ahmedabad - 380009, Gujarat, India.*

E-mail: shubhamhere82@gmail.com, sourav@prl.res.in,
shrivastavadi333@gmail.com, tripathi@phy.iith.ac.in

ABSTRACT: Scattering amplitudes involving multiple partons are plagued with infrared singularities. The soft singularities of the amplitude are captured by the soft function which is defined as the vacuum expectation value of Wilson line correlators. Renormalization properties of soft function allows us to write it as an exponential of the finite soft anomalous dimension. An efficient way to study the soft function is through a set of Feynman diagrams known as Cwebs (webs). We obtain the mixing matrices and exponentiated colour factors for all the Cwebs at five loops that connect six massless Wilson lines. Our results are the first key ingredient for the calculation of the soft anomalous dimension at five loops.

Contents

1	Introduction	2
2	Cwebs and properties of web mixing matrices	4
3	Enumeration of Cwebs	5
4	Cwebs at five loops	6
4.1	Cwebs from existing families	6
4.2	Basis Cwebs	8
4.3	Orphan Cwebs	10
5	Summary and outlook	12
A	Results at five loops and six lines	13
A.1	Cwebs from existing families	13
A.2	Basis Cwebs	27
A.3	Orphan Cwebs	40

1 Introduction

The study of the infrared (IR) structure of scattering amplitudes in perturbative quantum field theories that deal with massless gauge bosons has been a subject of interest for a century, with a long and rich history [1–17]. A recent pedagogical review on this subject can be found in [18]. The infrared structure of scattering amplitudes exhibit universality, that is they are independent of the relevant hard scattering processes. It is this universality property that helps one in studying IR singularities to all orders in the perturbation theory without considering the details of the hard scattering processes. The structure of infrared singularities not only helps us in understanding gauge theories to all orders in the perturbation theory, they are also important for phenomenological applications. IR singularities always get cancelled [4, 5] in an infrared safe observable, however leave their signature in certain kinds of logarithms. In certain kinematic regions these logarithms become large and resummation is needed for any sensible prediction that requires a thorough knowledge about these singularities. The universal structure of IR singularities also helps in the fixed order calculations where the cancellation of these IR singularities for complicated observables in colliders is very difficult in general. The use of universality property of the IR singularities helps one in developing several efficient subtraction procedures [19–32].

The factorization property of QCD in the IR limit enables us in studying the singular parts of scattering amplitudes without calculating the complicated hard part. The soft function, that controls the IR singular parts in a scattering process, can be expressed in terms of matrix elements of Wilson lines. The Wilson-line operator $\Phi(\zeta)$ evaluated on smooth space-time contour ζ is defined as,

$$\Phi(\zeta) \equiv \mathcal{P} \exp \left[ig \int_{\zeta} dx \cdot \mathbf{A}(x) \right], \quad (1.1)$$

where $\mathbf{A}^{\mu}(x) = A_a^{\mu}(x) \mathbf{T}^a$ is a non-abelian gauge field, and \mathbf{T}^a is a generator of the gauge algebra, which can be taken to belong to any desired representation, and \mathcal{P} denotes path ordering of the gauge fields. The soft function in general can be expressed as,

$$\mathcal{S}_n(\zeta_i) \equiv \langle 0 | \prod_{k=1}^n \Phi(\zeta_k) | 0 \rangle, \quad (1.2)$$

here the Wilson lines are semi-infinite and run along the direction of the hard particles. Thus, one can write the soft function as,

$$\mathcal{S}_n(\beta_i \cdot \beta_j, \alpha_s(\mu^2), \epsilon) \equiv \langle 0 | \prod_{k=1}^n \Phi_{\beta_k}(\infty, 0) | 0 \rangle, \quad (1.3)$$

where,

$$\Phi_{\beta}(\infty, 0) \equiv \mathcal{P} \exp \left[ig \int_0^{\infty} d\lambda \beta \cdot \mathbf{A}(\lambda \beta) \right]. \quad (1.4)$$

\mathcal{S}_n suffers from both UV and IR (soft) singularities, and thus requires renormalization. In dimensional regularization $d = 4 - 2\epsilon$, \mathcal{S}_n is equal to zero, as it is made out of Wilson line correlators that involve only scaleless integrals. Thus, in a renormalized theory, \mathcal{S}_n contains pure UV counterterms.

The renormalised soft function obeys a renormalization group equation, and solving this equation results in an exponentiation of the form,

$$\mathcal{S}_n(\beta_i \cdot \beta_j, \alpha_s(\mu^2), \epsilon) = \mathcal{P} \exp \left[-\frac{1}{2} \int_0^{\mu^2} \frac{d\lambda^2}{\lambda^2} \mathbf{\Gamma}_n(\beta_i \cdot \beta_j, \alpha_s(\lambda^2), \epsilon) \right], \quad (1.5)$$

where $\mathbf{\Gamma}_n$ is known as the soft anomalous dimension. As it is evident from the above equation, a knowledge of the soft anomalous dimension to any fixed order in perturbation theory enables us to predict sets of singular terms to all orders in perturbation theory, thus, making it an object of immense interest and extensive study. In case of processes involving multi-parton scatterings, the soft anomalous dimension is a matrix and is our main focus in this article. This renormalization group approach has been used for more than two decades to calculate the soft anomalous dimension. One-loop calculations for $\mathbf{\Gamma}_n$ were performed in [33, 34], while two-loop calculations were done for both the massless case in [35, 36] and for the massive case in [37–41]. The three-loop calculations were finally carried out for the massless case in [42, 43]. The calculation of soft anomalous dimension at four loops is an ongoing effort. Several studies in this direction are available in the literature in [44–57]. The kinematic dependence of the soft anomalous dimension for scatterings, which involve only massless lines is restricted due to constraints discussed in [15, 16, 58, 59]. However, these constraints do not hold true for scatterings involving massive particles. The state-of-the-art knowledge for soft anomalous dimension is known upto two loops for scatterings involving massive particle, and at three-loop for one massive Wilson line [60].

An alternative approach to determine the exponent of the soft function is through diagrammatic exponentiation. In terms of Feynman diagrams, the soft function has the form,

$$\mathcal{S}_n(\gamma_i) = \exp \left[\mathcal{W}_n(\gamma_i) \right], \quad (1.6)$$

where $\mathcal{W}_n(\gamma_i)$ is known as *webs*, and can be directly computed using Feynman diagrams. Webs were first defined as two-line irreducible diagrams for scattering involving two Wilson lines [61–63]. In case of multi-parton scattering process, webs in non-abelian gauge theory are defined as sets of diagrams that differ among each other by the order of gluon attachments on each Wilson line [64, 65]. The kinematics and the colour factors of diagrams in a web [65, 66] mix among themselves, through a web mixing matrix. The state-of-the-art studies for massive multiparton webs at three loops [67], and for massless webs upto three loops [65, 68–70] and at four loops [66, 71] are available in the literature.

These web mixing matrices are crucial objects in the study of non-abelian exponentiation, and the general method to calculate these matrices is by applying a well-known replica trick algorithm [65]. An alternative approach of generating functionals was developed in [72–74]. These web mixing matrices are combinatorial objects and are studied from the viewpoint of combinatorial mathematics using posets [75–77]. Further, a novel method of calculating the diagonal blocks — using several new concepts such as Normal Ordering, Uniqueness theorem and Fused-Webs — of the mixing matrices has been developed in [78] and has been applied for a certain classes of webs in [79]. The concepts introduced in that study provided a systematic framework for simplifying and organising the study of Cwebs at higher loop order. With the state-of-the-art of precision calculation reaching four loops [44–57, 80–82] and five loops renormalization [83, 84] in perturbation theory, the calculation of colour structures present at five loops will be the first step for the calculation of soft anomalous dimension.

In this article, we have enumerated all the unique Cwebs that appear at five loops and connect six massless Wilson lines using the algorithm introduced in [66]. Following the method of replica trick and using the code introduced in [66], we have calculated the web mixing matrices and the exponentiated colour factors for all the Cwebs. Besides the explicit calculations, we have also shown that the concepts introduced in [78] predict mixing matrices for more than two-thirds of the Cwebs without any calculation.

The rest of the paper is structured as follows. In section 2, we review the known properties of mixing matrices. In section 3, we review the details of the algorithm for generating Cwebs

and enumerates the distinct Cwebs present at five loops connecting six massless Wilson lines. In section 4, we categorize these Cwebs into three groups and describe in detail the computations of mixing matrices and exponentiated colour factors of one Cweb from each group, and the details for the remaining Cwebs are presented in the appendix A. Finally we conclude our findings in section 5.

2 Cwebs and properties of web mixing matrices

Cwebs are all order quantities and thus have their own perturbative expansion in powers of the strong coupling constant g . Throughout this article, we use the notation $W_n^{(c_2, \dots, c_p)}(k_1, \dots, k_n)$ for a Cweb constructed out of c_m m -point connected gluon correlators ($m = 2, \dots, p$). For the sake of classification we choose the ordering $k_1 \leq k_2 \leq \dots \leq k_n$, where k_i denotes attachments on different Wilson lines. Note that the perturbative expansion for an m -point connected gluon correlator starts at $\mathcal{O}(g^{m-2})$, while each attachment to a Wilson line carries a further power of g , the perturbative expansion for a Cweb can be written as

$$W_n^{(c_2, \dots, c_p)}(k_1, \dots, k_n) = g^{\sum_{i=1}^n k_i + \sum_{r=2}^p c_r(r-2)} \sum_{j=0}^{\infty} W_{n,j}^{(c_2, \dots, c_p)}(k_1, \dots, k_n) g^{2j}, \quad (2.1)$$

which defines the perturbative coefficients $W_{n,j}^{(c_2, \dots, c_p)}(k_1, \dots, k_n)$.

Cwebs are the proper building blocks of the logarithm of Soft function. Cwebs are very useful in the organization and counting of diagrammatic contributions at higher perturbative orders. The logarithm of the Soft function is a sum over all the Cwebs at each perturbative order:

$$\mathcal{S}_n = \exp \left[\sum_w \sum_{d, d' \in w} \mathcal{K}(d) R_w(d, d') C(d') \right]. \quad (2.2)$$

Here the perturbative order is $g^{\sum_{i=1}^n k_i + \sum_{r=2}^p c_r(r-2)}$. The d here denotes a diagram in a Cweb w and its corresponding kinematic and colour factor are denoted by $\mathcal{K}(d)$ and $C(d)$. The action of web mixing matrix R_w on the colour of a diagram d generates its exponentiated colour factor \tilde{C} ,

$$\tilde{C}(d) = \sum_{d' \in w} R_w(d, d') C(d'). \quad (2.3)$$

These mixing matrices have some remarkable properties given in [65, 68, 69, 75, 76, 85] and are listed below.

1. *Idempotence* : $R^2 = R$, such that the mixing matrix acts as a projection operator *i.e.* it has eigenvalue either 0 or 1. The mixing matrix can be diagonalized using a similarity transformation given by,

$$D = Y R Y^{-1} = \text{diag}(\lambda_1, \lambda_2 \dots \lambda_d), \quad (2.4)$$

where,

$$\lambda_n = \begin{cases} 1 & 1 \leq n \leq r \\ 0 & r+1 \leq n \leq d. \end{cases} \quad (2.5)$$

Here r and d are the rank and dimension of the mixing matrix respectively. This reduces D to the following form:

$$D = (\mathbf{1}_r, 0). \quad (2.6)$$

Constructing a column vector using the colour factors of the diagrams in a Cweb as

$$C = \begin{pmatrix} C(d_1) \\ C(d_2) \\ \vdots \\ C(d_n) \end{pmatrix} \quad (2.7)$$

and using eq. (2.4), we write eq. (2.3) as,

$$\tilde{C} = Y^{-1} (Y R Y^{-1}) Y C = Y^{-1} \text{diag}(\lambda_1, \lambda_2 \cdots \lambda_d) Y C. \quad (2.8)$$

Thus following eq. (2.4), only first r rows of the matrix Y contribute to the exponentiated colour factors.

2. *Zero row-sum* : The mixing matrices follow zero row-sum property, which states that if we add all the elements of a given row they sum to be zero, that is

$$\sum_{d'} R_{dd'} = 0, \quad \forall d. \quad (2.9)$$

This in return, unveils a remarkable feature about the colour factors of the diagrams. The part of the colour factors symmetric in the colour generator associated to each parton, does not contribute to the exponent of Wilson line correlators. Indeed, only the anti-symmetric part survives, thus revealing the maximally non-abelian nature of webs [69]. This property of the mixing matrices ensures the cancellation of leading divergences in webs, as shown in [65].

3. *Weighted column-sum* : The web mixing matrices follow a conjectured weighted column-sum rule [68] of the form,

$$\sum_d s(d) R_w(d, d') = 0, \quad \forall d'. \quad (2.10)$$

4. *Uniqueness theorem* : This theorem given in [78] states that the mixing matrix is unique for a given column weight vector $S = \{s(d_i)\} \forall s(d_i) \neq 0$.

Equipped with the informations concerning Cwebs and their general properties, now we proceed towards the main content of this article, which starts with the enumeration of Cwebs at five loops connecting six massless Wilson lines.

3 Enumeration of Cwebs

The study of Cwebs present at five loops starts by enumeration of the unique Cwebs. In this article, we restrict ourselves to the Cwebs that connect six massless Wilson lines. These Cwebs can be obtained by applying the three-step algorithm [66] on Cwebs present at four loops connecting five lines [66]. Imagining that there is a supply of an infinite number of Wilson lines, the three steps of the algorithm are

- Add a two-point gluon correlator to two Wilson lines. Those lines with no attachment prior at lower order can also be joined.
- Join an m -point gluon correlator to one of the Wilson lines, making it an $(m+1)$ -point gluon correlator. As previously stated, new Wilson lines will also be included that did not have any prior attachments.

- Connect an existing m -point correlator to an n -point correlator making it an $(m + n)$ -point correlator.

The above steps generate a number of Cwebs that are related to one another by rearrangement of the Wilson lines. Thus a particular Cweb is generated multiple times, and we keep only one of them and discard the duplicates. This algorithm has been implemented in a Mathematica code, which will be discussed in detail in [86].

To demonstrate the recursive algorithm for generating a five-loop Cweb, we consider the Cweb $W_5^{(1,0,1)}(1, 1, 1, 1, 2)$ shown in fig. (1) that connects five Wilson lines. Following step one, we can

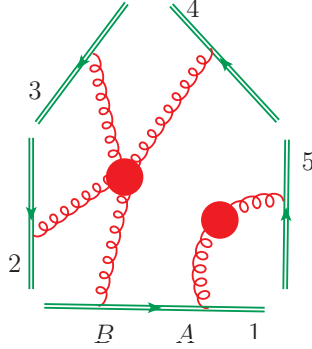


Figure 1. Cweb $W_5^{(1,0,1)}(1, 1, 1, 1, 2)$ at four loops and five lines.

attach a two-point gluon correlator to a sixth line, which was absent at four loops. This generates five Cwebs, out of which only three are unique, which are shown in figs. (8), (9), and (10). Step two can be applied in two different ways: we generate only one Cweb by joining the two-point correlator with the sixth Wilson line turning it into a three-point correlator, shown in fig. (11); we can also join the four-point correlator with the sixth Wilson line turning it into a five-point correlator which generates only one Cweb, shown in fig. (12). The third step generates Cweb at five loops and five lines, which is beyond the focus of this article. Thus starting from a $\mathcal{O}(\alpha_s^4)$ Cweb in fig. (1), the recursive algorithm generates five unique Cwebs at $\mathcal{O}(\alpha_s^5)$.

Similarly, the application of these steps on the remaining seven Cwebs present at four loops connecting five lines generates [66] sixty-five Cwebs at five loops and six lines, out of which only twenty-two Cwebs are unique. In the next section, we present the mixing matrices and exponentiated colour factors of few of these twenty-two Cwebs.

4 Cwebs at five loops

Cwebs present at five loops that connect six massless Wilson lines can be classified into three different categories. In this section, we present detailed calculation of one of the Cweb from these three different types of Cwebs.

4.1 Cwebs from existing families

In this section, we list down all the Cwebs that can be traced back to the basis of an existing family [78]. Thus, the explicit form of the mixing matrices for these Cwebs can be obtained using the results from lower perturbative orders by virtue of Uniqueness theorem [78].

We choose Cweb $W_{6,I}^{(2,0,1)}(1, 1, 1, 1, 2, 2)$, shown in fig. (2a) to explain the application of Uniqueness theorem at five loops. This Cweb has four diagrams given by

$$\{d_1, d_2, d_3, d_4\} = (\{AB\}, \{CD\}), (\{AB\}, \{DC\}), (\{BA\}, \{CD\}), (\{BA\}, \{DC\}). \quad (4.1)$$

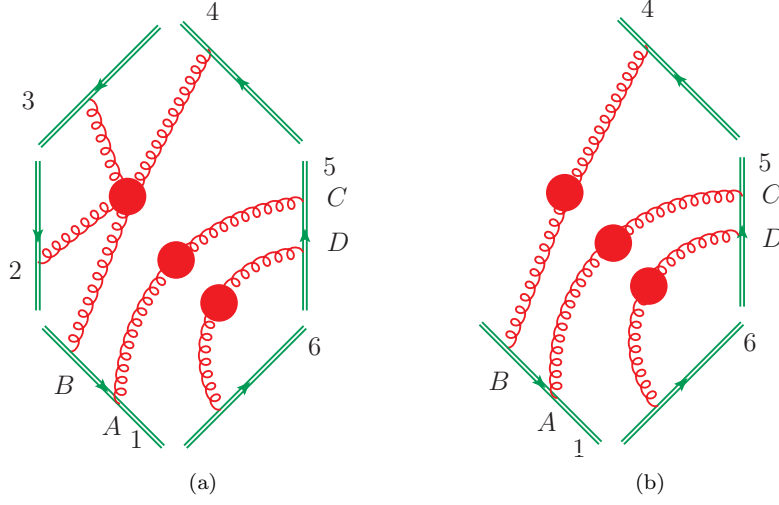


Figure 2. Removing lines 2 and 3 from the five loops six lines Cweb $W_{6,I}^{(2,0,1)}(1, 1, 1, 1, 2, 2)$ in (a) reduces it to three loops four lines basis Cweb as shown in (b).

Following the usual definition of s -factors, the column weight vector for this Cweb is given by, $S = \{1, 2, 2, 1\}$, which associates this Cweb to the family of basis Cweb shown in fig. (2b). Once the column weight vector is computed, the Uniqueness theorem fixes the mixing matrix for this Cweb as,

$$R = \frac{1}{6} \begin{pmatrix} 2 & -2 & -2 & 2 \\ -1 & 1 & 1 & -1 \\ -1 & 1 & 1 & -1 \\ 2 & -2 & -2 & 2 \end{pmatrix}. \quad (4.2)$$

The diagonalizing matrix for this mixing matrix is obtained by using the right eigenvalues of this matrix and is given by,

$$Y = \begin{pmatrix} 1 & -1 & -1 & 1 \\ -1 & 0 & 0 & 1 \\ \frac{1}{2} & 0 & 1 & 0 \\ \frac{1}{2} & 1 & 0 & 0 \end{pmatrix}, \quad (4.3)$$

and the corresponding diagonal matrix is given by,

$$D = (\mathbf{1}_1, 0), \quad (4.4)$$

This Cweb has only one exponentiated colour factor as implied by the rank of mixing matrix, which upon algebraic simplification using FORM [87, 88] reads as

$$(YC)_1 = -f^{abl} f^{cdl} f^{deh} f^{egk} \mathbf{T}_1^h \mathbf{T}_2^a \mathbf{T}_3^b \mathbf{T}_4^c \mathbf{T}_5^k \mathbf{T}_6^g. \quad (4.5)$$

This ECF represents a fully connected diagram as predicted by the non-abelian exponentiation theorem [65].

In the similar manner, the calculation of column weight vectors for Cwebs present at five loops and six lines unveils that the explicit form of the mixing matrices for fifteen of the twenty-two

S. No.	Name of the Cweb	Figure	No. of diagrams	Rank of mixing matrix
1	$W_6^{(0,1,1)}(1, 1, 1, 1, 1, 2)$	11	2	1
2	$W_6^{(1,0,0,1)}(1, 1, 1, 1, 1, 2)$	12	2	1
3	$W_{6,I}^{(2,0,1)}(1, 1, 1, 1, 2, 2)$	9	4	1
4	$W_{6,I}^{(2,0,1)}(1, 1, 1, 1, 2, 2)$	10	4	1
5	$W_{6,I}^{(1,2,0)}(1, 1, 1, 1, 2, 2)$	14	4	1
6	$W_{6,II}^{(1,2,0)}(1, 1, 1, 1, 2, 2)$	22	4	1
7	$W_6^{(1,2,0)}(1, 1, 1, 1, 1, 3)$	13	6	2
8	$W_6^{(2,0,1)}(1, 1, 1, 1, 1, 3)$	8	6	2
9	$W_{6,I}^{(3,1,0)}(1, 1, 1, 2, 2, 2)$	18	8	1
10	$W_{6,III}^{(3,1,0)}(1, 1, 1, 2, 2, 2)$	21	8	1
11	$W_{6,I}^{(3,1,0)}(1, 1, 1, 1, 2, 3)$	16	12	2
12	$W_{6,II}^{(3,1,0)}(1, 1, 1, 1, 2, 3)$	17	12	2
14	$W_{6,III}^{(3,1,0)}(1, 1, 1, 1, 2, 3)$	20	12	2
15	$W_6^{(3,1,0)}(1, 1, 1, 1, 1, 4)$	15	24	6

Table 1. List of Cwebs that can be constructed using the Uniqueness theorem appearing at five loops and six line along with the rank and dimension of their mixing matrices.

Cwebs can be obtained using the Uniqueness theorem. In table (1), we list down all the Cwebs whose mixing matrices are predicted using the Uniqueness theorem.

The explicit form of the mixing matrices, their diagonalizing matrices, diagonal matrices and corresponding ECFs for these fifteen Cwebs are presented in appendix A.1. Note that mixing matrices of approximately 68% of the Cwebs at five loops and six lines can be predicted using very powerful Uniqueness theorem. The calculation of remaining seven Cwebs are described in the forthcoming sections.

4.2 Basis Cwebs

The term basis Cwebs was introduced in [78] which are defined as those Cwebs which have n two-point gluon correlators connecting $(n + 1)$ Wilson lines. Six of the remaining seven Cwebs at five loops are basis Cwebs.

The Cwebs that are part of a family contain at least one m -point correlator, where $m > 2$, however the basis Cwebs contain only two-point gluon correlators. Thus the number of shuffles are more in basis Cwebs as compared to those that are part of a family. Therefore, in general, the dimension of the mixing matrices of basis Cwebs are higher and we need more computation time to calculate them. However, the calculation of basis Cwebs are essential as these Cwebs will form family at higher perturbative orders. By using Uniqueness theorem, one can then predict the mixing matrices of the Cwebs at higher perturbative orders which are the family members of these basis Cwebs.

We choose one of the basis Cweb $W_6^{(5,0,0)}(1, 1, 2, 2, 2, 2)$ appearing at five loops connecting six lines shown in fig. (4) whose conventional form [78] is given in fig. (3). There are two attachments on each of the lines 1, 2, 3, and 5, giving rise to sixteen diagrams, one of which is shown in fig. (4). The sequences of diagrams and corresponding s -factors are provided in table (3).

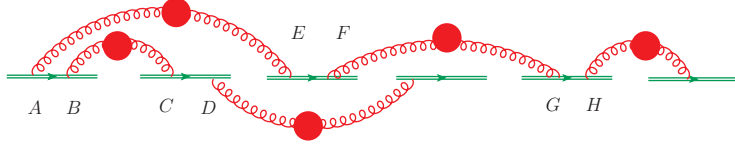


Figure 3. Basis Cweb appearing at five loops and connecting six lines $W_6^{(5,0,0)}(1, 1, 2, 2, 2, 2)$.

S. No.	Name of the Cweb	Figure	# of diagrams	Rank of mixing matrix
1	$W_6^{(5,0,0)}(1, 1, 2, 2, 2, 2)$	23	16	1
2	$W_{6,I}^{(5,0,0)}(1, 1, 1, 2, 2, 3)$	24	24	2
3	$W_{6,II}^{(5,0,0)}(1, 1, 1, 2, 2, 3)$	25	24	2
4	$W_6^{(5,0,0)}(1, 1, 1, 1, 3, 3)$	27	36	4
5	$W_6^{(5,0,0)}(1, 1, 1, 1, 2, 4)$	26	48	6
6	$W_6^{(5,0,0)}(1, 1, 1, 1, 1, 5)$	28	120	24

Table 2. List of all basis Cwebs appearing at five loops and six lines along with the rank and dimension of their mixing matrices.

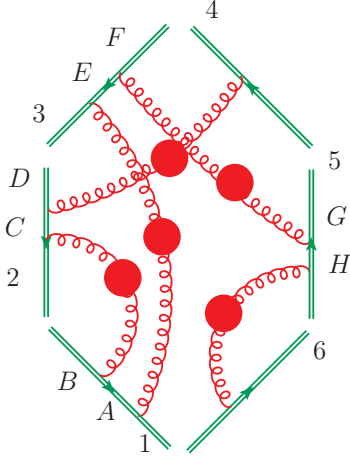


Figure 4. $W_6^{(5,0,0)}(1, 1, 2, 2, 2, 2)$

Diagrams	Sequences	s -factors
d_1	$\{\{AB\}, \{CD\}, \{EF\}, \{GH\}\}$	4
d_2	$\{\{AB\}, \{CD\}, \{EF\}, \{HG\}\}$	11
d_3	$\{\{AB\}, \{CD\}, \{FE\}, \{GH\}\}$	16
d_4	$\{\{AB\}, \{CD\}, \{FE\}, \{HG\}\}$	9
d_5	$\{\{AB\}, \{DC\}, \{EF\}, \{GH\}\}$	1
d_6	$\{\{AB\}, \{DC\}, \{EF\}, \{HG\}\}$	4
d_7	$\{\{AB\}, \{DC\}, \{FE\}, \{GH\}\}$	9
d_8	$\{\{AB\}, \{DC\}, \{FE\}, \{HG\}\}$	6
d_9	$\{\{BA\}, \{CD\}, \{EF\}, \{GH\}\}$	6
d_{10}	$\{\{BA\}, \{CD\}, \{EF\}, \{HG\}\}$	9
d_{11}	$\{\{BA\}, \{CD\}, \{FE\}, \{GH\}\}$	4
d_{12}	$\{\{BA\}, \{CD\}, \{FE\}, \{HG\}\}$	1
d_{13}	$\{\{BA\}, \{DC\}, \{EF\}, \{GH\}\}$	9
d_{14}	$\{\{BA\}, \{DC\}, \{EF\}, \{HG\}\}$	16
d_{15}	$\{\{BA\}, \{DC\}, \{FE\}, \{GH\}\}$	11
d_{16}	$\{\{BA\}, \{DC\}, \{FE\}, \{HG\}\}$	4

Table 3. Sequences and s -factors

The mixing matrix R , the diagonalizing matrix Y and the diagonal matrix D for this Cweb are given by,

$$R = \frac{1}{60} \begin{pmatrix} 3 & -3 & -3 & 3 & -3 & 3 & 3 & -3 & -3 & 3 & 3 & -3 & 3 & -3 & -3 & 3 \\ -2 & 2 & 2 & -2 & 2 & -2 & -2 & 2 & 2 & -2 & -2 & 2 & -2 & 2 & 2 & -2 \\ -2 & 2 & 2 & -2 & 2 & -2 & -2 & 2 & 2 & -2 & -2 & 2 & -2 & 2 & 2 & -2 \\ 3 & -3 & -3 & 3 & -3 & 3 & 3 & -3 & -3 & 3 & 3 & -3 & 3 & -3 & -3 & 3 \\ -12 & 12 & 12 & -12 & 12 & -12 & -12 & 12 & 12 & -12 & -12 & 12 & -12 & 12 & 12 & -12 \\ 3 & -3 & -3 & 3 & -3 & 3 & 3 & -3 & -3 & 3 & 3 & -3 & 3 & -3 & -3 & 3 \\ 3 & -3 & -3 & 3 & -3 & 3 & 3 & -3 & -3 & 3 & 3 & -3 & 3 & -3 & -3 & 3 \\ -2 & 2 & 2 & -2 & 2 & -2 & -2 & 2 & 2 & -2 & -2 & 2 & -2 & 2 & 2 & -2 \\ -2 & 2 & 2 & -2 & 2 & -2 & -2 & 2 & 2 & -2 & -2 & 2 & -2 & 2 & 2 & -2 \\ 3 & -3 & -3 & 3 & -3 & 3 & 3 & -3 & -3 & 3 & 3 & -3 & 3 & -3 & -3 & 3 \\ 3 & -3 & -3 & 3 & -3 & 3 & 3 & -3 & -3 & 3 & 3 & -3 & 3 & -3 & -3 & 3 \\ -12 & 12 & 12 & -12 & 12 & -12 & -12 & 12 & 12 & -12 & -12 & 12 & -12 & 12 & 12 & -12 \\ 3 & -3 & -3 & 3 & -3 & 3 & 3 & -3 & -3 & 3 & 3 & -3 & 3 & -3 & -3 & 3 \\ -2 & 2 & 2 & -2 & 2 & -2 & -2 & 2 & 2 & -2 & -2 & 2 & -2 & 2 & 2 & -2 \\ -2 & 2 & 2 & -2 & 2 & -2 & -2 & 2 & 2 & -2 & -2 & 2 & -2 & 2 & 2 & -2 \\ 3 & -3 & -3 & 3 & -3 & 3 & 3 & -3 & -3 & 3 & 3 & -3 & 3 & -3 & -3 & 3 \end{pmatrix},$$

$$Y = \frac{1}{3} \begin{pmatrix} 3 & -3 & -3 & 3 & -3 & 3 & 3 & -3 & -3 & 3 & 3 & -3 & 3 & -3 & 3 & 3 \\ -3 & 0 & 0 & 0 & 0 & 0 & 0 & 0 & 0 & 0 & 0 & 0 & 0 & 0 & 0 & 3 \\ 2 & 0 & 0 & 0 & 0 & 0 & 0 & 0 & 0 & 0 & 0 & 0 & 0 & 0 & 3 & 0 \\ 2 & 0 & 0 & 0 & 0 & 0 & 0 & 0 & 0 & 0 & 0 & 0 & 0 & 3 & 0 & 0 \\ -3 & 0 & 0 & 0 & 0 & 0 & 0 & 0 & 0 & 0 & 0 & 3 & 0 & 0 & 0 & 0 \\ 12 & 0 & 0 & 0 & 0 & 0 & 0 & 0 & 0 & 0 & 3 & 0 & 0 & 0 & 0 & 0 \\ -3 & 0 & 0 & 0 & 0 & 0 & 0 & 0 & 0 & 3 & 0 & 0 & 0 & 0 & 0 & 0 \\ -3 & 0 & 0 & 0 & 0 & 0 & 0 & 0 & 3 & 0 & 0 & 0 & 0 & 0 & 0 & 0 \\ 2 & 0 & 0 & 0 & 0 & 0 & 0 & 3 & 0 & 0 & 0 & 0 & 0 & 0 & 0 & 0 \\ 2 & 0 & 0 & 0 & 0 & 0 & 3 & 0 & 0 & 0 & 0 & 0 & 0 & 0 & 0 & 0 \\ -3 & 0 & 0 & 0 & 0 & 0 & 3 & 0 & 0 & 0 & 0 & 0 & 0 & 0 & 0 & 0 \\ -3 & 0 & 0 & 0 & 0 & 3 & 0 & 0 & 0 & 0 & 0 & 0 & 0 & 0 & 0 & 0 \\ 12 & 0 & 0 & 0 & 3 & 0 & 0 & 0 & 0 & 0 & 0 & 0 & 0 & 0 & 0 & 0 \\ -3 & 0 & 0 & 3 & 0 & 0 & 0 & 0 & 0 & 0 & 0 & 0 & 0 & 0 & 0 & 0 \\ 2 & 0 & 3 & 0 & 0 & 0 & 0 & 0 & 0 & 0 & 0 & 0 & 0 & 0 & 0 & 0 \\ 2 & 3 & 0 & 0 & 0 & 0 & 0 & 0 & 0 & 0 & 0 & 0 & 0 & 0 & 0 & 0 \end{pmatrix}, \quad D = (\mathbf{1}_1, 0). \quad (4.6)$$

This mixing matrix follows all the known properties and the only exponentiated colour factor of this Cweb is given by,

$$(YC)_1 = -f^{abr}f^{adp}f^{deg}f^{ecm}\mathbf{T}_1^p\mathbf{T}_2^r\mathbf{T}_3^q\mathbf{T}_4^b\mathbf{T}_5^m\mathbf{T}_6^e. \quad (4.7)$$

In table (2), we list down all the new basis Cwebs that appear at five loops and in appendix A.2, we present the explicit calculation of these Cwebs.

4.3 Orphan Cwebs

These are the new type of Cwebs that start appearing at five loops. Orphan Cwebs are the Cwebs that are neither a member of any known family nor any basis Cweb. Orphan Cwebs have all $s(d_i) \neq 0$ but have at least one m -point ($m > 2$) correlator. The only Orphan Cweb appearing at five loops and six lines is $W_{6,\text{II}}^{(3,1,0)}(1, 1, 1, 2, 2, 2)$ and shown in fig. (5). This Cweb is not a basis due to the presence of a three-point gluon correlator also it is not a member of a known family as it

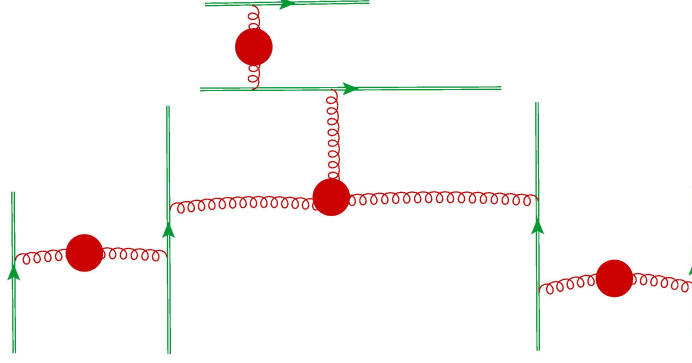


Figure 5. The Orphan Cweb $W_{6,II}^{(3,1,0)}(1,1,1,2,2,2)$ present at five loops six lines

cannot be traced back to a known basis which is evident from its another representation shown in fig. (5). This Cweb has eight diagrams, as there are two attachments on each of the lines 1, 2, and 3, one of the diagram is shown in fig. (6). The sequences of diagrams and corresponding s -factors are provided in the table (4).

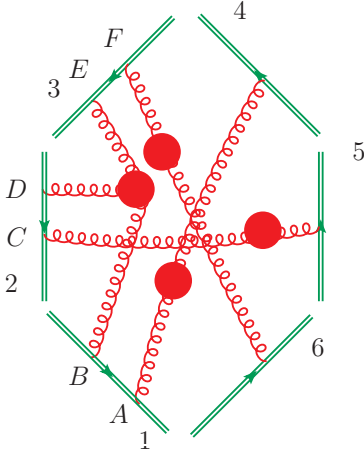


Figure 6. $W_{6,II}^{(3,1,0)}(1,1,1,2,2,2)$

Diagrams	Sequences	s -factors
d_1	$\{\{AB\}, \{CD\}, \{FE\}\}$	6
d_2	$\{\{AB\}, \{CD\}, \{FE\}\}$	2
d_3	$\{\{AB\}, \{DC\}, \{EF\}\}$	2
d_4	$\{\{AB\}, \{DC\}, \{FE\}\}$	2
d_5	$\{\{BA\}, \{CD\}, \{EF\}\}$	2
d_6	$\{\{BA\}, \{CD\}, \{FE\}\}$	2
d_7	$\{\{BA\}, \{DC\}, \{EF\}\}$	2
d_8	$\{\{BA\}, \{DC\}, \{FE\}\}$	6

Table 4. Sequences and s -factors

The mixing matrix R , the diagonalizing matrix Y and the diagonal matrix D for the Cweb mentioned above are

$$R = \frac{1}{6} \begin{pmatrix} 0 & 0 & 0 & 0 & 0 & 0 & 0 & 0 \\ -1 & 1 & 1 & -1 & 1 & -1 & -1 & 1 \\ -1 & 1 & 1 & -1 & 1 & -1 & -1 & 1 \\ 1 & -1 & -1 & 1 & -1 & 1 & 1 & -1 \\ -1 & 1 & 1 & -1 & 1 & -1 & -1 & 1 \\ 1 & -1 & -1 & 1 & -1 & 1 & 1 & -1 \\ 1 & -1 & -1 & 1 & -1 & 1 & 1 & -1 \\ 0 & 0 & 0 & 0 & 0 & 0 & 0 & 0 \end{pmatrix}, \quad Y = \begin{pmatrix} -1 & 1 & 1 & -1 & 1 & -1 & -1 & 1 \\ 0 & 0 & 0 & 0 & 0 & 0 & 0 & 1 \\ 0 & 1 & 0 & 0 & 0 & 0 & 1 & 0 \\ 0 & 1 & 0 & 0 & 0 & 1 & 0 & 0 \\ 0 & -1 & 0 & 0 & 1 & 0 & 0 & 0 \\ 0 & 1 & 0 & 1 & 0 & 0 & 0 & 0 \\ 0 & -1 & 1 & 0 & 0 & 0 & 0 & 0 \\ 1 & 0 & 0 & 0 & 0 & 0 & 0 & 0 \end{pmatrix}$$

$$D = (\mathbf{1}_1, 0). \quad (4.8)$$

The mixing matrix in eq. (4.8) follows all the known properties and the only exponentiated colour

factor of this Cweb is

$$(YC)_1 = f^{abc} f^{aep} f^{dcr} f^{gbq} \mathbf{T}_1^p \mathbf{T}_2^q \mathbf{T}_3^r \mathbf{T}_4^e \mathbf{T}_5^g \mathbf{T}_6^d. \quad (4.9)$$

The categorization into three groups organizes the study of Cwebs present at five loops connecting six massless Wilson lines. The predictions of the Uniqueness theorem reduce the number of Cwebs for which explicit calculation of mixing matrices is required. We conclude this section on the note that the calculation of mixing matrices of six basis and one Orphan Cweb through replica trick suffice the study of the colour structure of Cwebs present at five loops connecting six massless Wilson lines.

5 Summary and outlook

This era of precision calculation demands the knowledge of IR singularities at higher loop orders in the perturbation theory, which invites our study of five loop Cwebs connecting six Wilson lines. These IR singularities are typically controlled by the soft anomalous dimension. The calculation of full soft anomalous dimension at any given loop order is complicated and one needs to divide the calculation in two parts: (i) the calculation of colour structures and (ii) calculation of the corresponding kinematic contributions. In this article, we focus on the calculation of the colour structure contributing to the soft anomalous dimension at five loops. As the guiding symmetries of colour structures present in soft anomalous dimension constrain [44, 59] the associated kinematic functions, the prior knowledge of colour structures simplify its explicit computation. Thus, the first step towards the understanding of five loops structure is the computation of its colour building blocks.

In this work, we study the Cwebs appearing at five loops and connecting six massless Wilson lines, and we start with their enumeration using the algorithm introduced in [66]. These Cwebs are classified into three categories: (i) Cwebs which are higher order members of known family, (ii) new basis Cwebs, and (iii) Orphan Cweb. Fifteen out of twenty-two Cwebs are members of the known family and thus their mixing matrices is obtained without performing any calculation. The mixing matrices for remaining seven Cwebs are obtained using a known method of replica-trick. The computed mixing matrices follow all the known properties including the conjectured weighted column sum rule. The exponentiated colour factors obtained for all the Cwebs has general structure as shown in fig. (7) whose fully connected form agrees with the non-abelian exponentiation theorem.

The study of five loops Cwebs will be completed with the computation of Cwebs connecting upto five massless Wilson lines, however the result of this article paves a way for studying the five loops structure of soft function. Our results in this article will be useful in constraining the




Figure 7. The colour structure contributing to the soft anomalous dimension from five loops and six lines

kinematic factor associated with the five loop soft anomalous dimension that connect six massless Wilson lines.

Acknowledgements

SM would like to thank CSIR, Govt. of India, for an SRF fellowship (09/1001(0052)/2019-EMR-I). SP and AT would like to thank Neelima Agarwal, and Lorenzo Magnea for collaboration on the related earlier projects. SP would like to thank Physical Research Laboratory (PRL), Department of Space, Govt. of India, for a PDF fellowship. AS would like to thank CSIR, Govt. of India, for an SRF fellowship (09/1001(0075)/2020-EMR-I).

A Results at five loops and six lines

The Cwebs that appear at five loops and six lines are all listed in this appendix, along with their mixing matrix, diagonalizing matrix, s -factors, and ECFs. We note that all twenty-two computed matrices adhere to the row sum rule, conjectured column sum rule, and idempotence character as described in the literature. The computed ECFs are completely connected. However, the Uniqueness theorem can directly predict the mixing matrices of fifteen of these Cwebs. We present the results below in three categories as discussed in section 4. The dimension of mixing matrices for few Cwebs are quite huge and presenting them here is not convenient. Thus we provide all the mixing matrices and the corresponding column weight vectors of the Cwebs present at five loops connecting six massless Wilson lines in an ancillary Mathematica file named as ‘Cwebs5Loop6line.nb’. The order and name of Cwebs given in the Mathematica file are same as provided in this appendix.

A.1 Cwebs from existing families

In this section, we list down all the Cwebs at five loops and six lines that can be traced back to a basis appearing at lower perturbative order.

(1) $W_6^{(2,0,1)}(1, 1, 1, 1, 1, 3)$

This Cweb has three gluon attachments on the same line and one attachment to the rest of the five lines, which results in six different shuffles and, thus six diagrams. We have shown one of the possible diagram in fig. (8), and a table (5), that includes all the diagrams with varying sequences of gluon attachments on the Wilson lines and their corresponding s -factors.

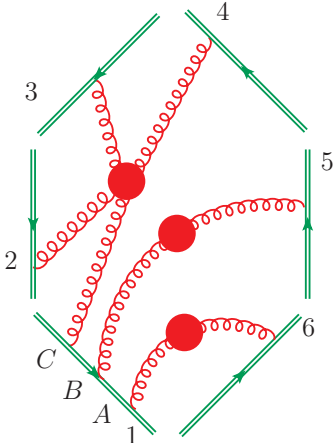


Figure 8. $W_6^{(2,0,1)}(1, 1, 1, 1, 1, 3)$

Diagrams	Sequences	s -factors
d_1	$\{\{ABC\}\}$	1
d_2	$\{\{ACB\}\}$	1
d_3	$\{\{BAC\}\}$	1
d_4	$\{\{BCA\}\}$	1
d_5	$\{\{CAB\}\}$	1
d_6	$\{\{CBA\}\}$	1

Table 5. Sequences and s -factors

The mixing matrix R , the diagonalizing matrix Y and the diagonal matrix D for the Cweb mentioned above are

$$R = \frac{1}{6} \begin{pmatrix} 2 & -1 & -1 & -1 & -1 & 2 \\ -1 & 2 & -1 & 2 & -1 & -1 \\ -1 & -1 & 2 & -1 & 2 & -1 \\ -1 & 2 & -1 & 2 & -1 & -1 \\ -1 & -1 & 2 & -1 & 2 & -1 \\ 2 & -1 & -1 & -1 & -1 & 2 \end{pmatrix}, \quad Y = \begin{pmatrix} 1 & -1 & 0 & -1 & 0 & 1 \\ 0 & -1 & 1 & -1 & 1 & 0 \\ -1 & 0 & 0 & 0 & 0 & 1 \\ 1 & 1 & 0 & 0 & 1 & 0 \\ 0 & -1 & 0 & 1 & 0 & 0 \\ 1 & 1 & 1 & 0 & 0 & 0 \end{pmatrix},$$

$$D = (\mathbf{1}_2, 0). \quad (\text{A.1})$$

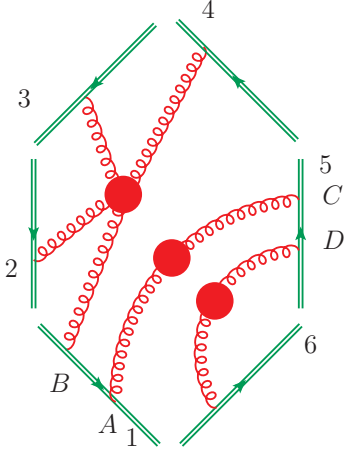
As the rank for the mixing matrix of this Cweb is two, thus there are two independent exponentiated colour factors of this Cweb and they are given below

$$(YC)_1 = -f^{abl}f^{cdl}f^{dgk}f^{kem}\mathbf{T}_1^m\mathbf{T}_2^a\mathbf{T}_3^b\mathbf{T}_4^c\mathbf{T}_5^e\mathbf{T}_6^g + f^{abl}f^{cdl}f^{deh}f^{hgn}\mathbf{T}_1^n\mathbf{T}_2^a\mathbf{T}_3^b\mathbf{T}_4^c\mathbf{T}_5^e\mathbf{T}_6^g,$$

$$(YC)_2 = +f^{abl}f^{cdl}f^{dgk}f^{kem}\mathbf{T}_1^m\mathbf{T}_2^a\mathbf{T}_3^b\mathbf{T}_4^c\mathbf{T}_5^e\mathbf{T}_6^g. \quad (\text{A.2})$$

(2) $W_{6,I}^{(2,0,1)}(1, 1, 1, 1, 2, 2)$

This Cweb has two gluon attachments on two different lines, which results in four different shuffles and, thus four diagrams. We have shown one of the possible diagram in fig. (9), and a table (6), that includes all the diagrams with varying sequences of gluon attachments on the Wilson lines and their corresponding s -factors.



Diagrams	Sequences	s -factors
d_1	$\{\{AB\}, \{CD\}\}$	1
d_2	$\{\{AB\}, \{DC\}\}$	2
d_3	$\{\{BA\}, \{CD\}\}$	2
d_4	$\{\{BA\}, \{DC\}\}$	1

Table 6. Sequences and s -factors

Figure 9. $W_{6,I}^{(2,0,1)}(1, 1, 1, 1, 2, 2)$

The mixing matrix R , the diagonalizing matrix Y and the diagonal matrix D for the Cweb mentioned above are

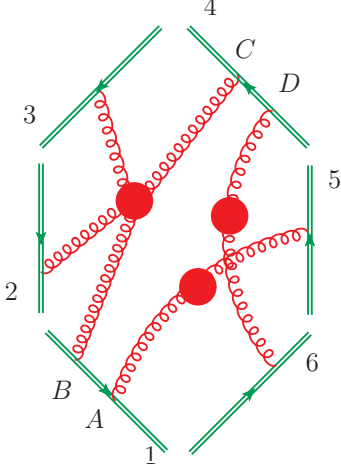
$$R = \frac{1}{6} \begin{pmatrix} 2 & -2 & -2 & 2 \\ -1 & 1 & 1 & -1 \\ -1 & 1 & 1 & -1 \\ 2 & -2 & -2 & 2 \end{pmatrix}, \quad Y = \begin{pmatrix} 1 & -1 & -1 & 1 \\ -1 & 0 & 0 & 1 \\ \frac{1}{2} & 0 & 1 & 0 \\ \frac{1}{2} & 1 & 0 & 0 \end{pmatrix}, \quad D = (\mathbf{1}_1, 0). \quad (\text{A.3})$$

As the rank for the mixing matrix of this Cweb is one, thus there is only one exponentiated colour factor of this Cweb which is given below

$$(YC)_1 = -f^{abl}f^{cdl}f^{deh}f^{egk}\mathbf{T}_1^h\mathbf{T}_2^a\mathbf{T}_3^b\mathbf{T}_4^c\mathbf{T}_5^k\mathbf{T}_6^g. \quad (\text{A.4})$$

(3) $W_{6,\text{II}}^{(2,0,1)}(1, 1, 1, 1, 2, 2)$

This Cweb has four diagrams due to two shuffles each at lines 1 and 4. We have shown one of the possible diagram in fig. (10), and a table (7), that includes all the diagrams with varying sequences of gluon attachments on the Wilson lines and their corresponding s -factors.



Diagrams	Sequences	s -factors
d_1	$\{\{AB\}, \{CD\}\}$	2
d_2	$\{\{AB\}, \{DC\}\}$	1
d_3	$\{\{BA\}, \{CD\}\}$	1
d_4	$\{\{BA\}, \{DC\}\}$	2

Table 7. Sequences and s -factors

Figure 10. $W_{6,\text{II}}^{(2,0,1)}(1, 1, 1, 1, 2, 2)$

The mixing matrix R , the diagonalizing matrix Y and the diagonal matrix D for the Cweb mentioned above are

$$R = \frac{1}{6} \begin{pmatrix} 1 & -1 & -1 & 1 \\ -2 & 2 & 2 & -2 \\ -2 & 2 & 2 & -2 \\ 1 & -1 & -1 & 1 \end{pmatrix}, \quad Y = \begin{pmatrix} 1 & -1 & -1 & 1 \\ -1 & 0 & 0 & 1 \\ 2 & 0 & 1 & 0 \\ 2 & 1 & 0 & 0 \end{pmatrix}, \quad D = (\mathbf{1}_1, 0). \quad (\text{A.5})$$

The above mixing matrix has rank one. The only exponentiated colour factor of this Cweb is

$$(YC)_1 = f^{abl} f^{cdl} f^{dgh} f^{eckr} \mathbf{T}_1^h \mathbf{T}_2^a \mathbf{T}_3^b \mathbf{T}_4^k \mathbf{T}_5^g \mathbf{T}_6^e. \quad (\text{A.6})$$

(4) $W_6^{(0,1,1)}(1, 1, 1, 1, 1, 2)$

This Cweb has two diagrams due to two shuffles at line 1. We have shown one of the possible diagram in fig. (11), and a table (8), that includes all the diagrams with varying sequences of gluon attachments on the Wilson lines and their corresponding s -factors.

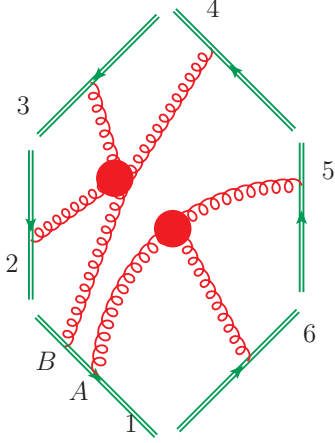


Figure 11. $W_6^{(0,1,1)}(1, 1, 1, 1, 1, 2)$

The mixing matrix R , the diagonalizing matrix Y and the diagonal matrix D for the Cweb mentioned above are

$$R = \frac{1}{2} \begin{pmatrix} 1 & -1 \\ -1 & 1 \end{pmatrix}, \quad Y = \begin{pmatrix} -1 & 1 \\ 1 & 1 \end{pmatrix}, \quad D = (\mathbf{1}_1, 0). \quad (\text{A.7})$$

The above mixing matrix has rank one. The only exponentiated colour factor of this Cweb is

$$(YC)_1 = -f^{abl} f^{agh} f^{cdl} f^{ekg} \mathbf{T}_1^h \mathbf{T}_2^b \mathbf{T}_3^c \mathbf{T}_4^d \mathbf{T}_5^e \mathbf{T}_6^k. \quad (\text{A.8})$$

(5) $W_6^{(1,0,0,1)}(1, 1, 1, 1, 1, 2)$

This Cweb again has two diagrams. One of the diagrams is shown in fig. (8). The sequences of diagrams and their corresponding s -factors are provided in table (9).

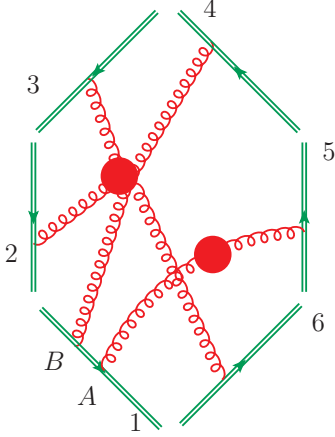


Figure 12. $W_6^{(1,0,0,1)}(1, 1, 1, 1, 1, 2)$

The mixing matrix R , the diagonalizing matrix Y and the diagonal matrix D for the Cweb mentioned above are

$$R = \frac{1}{2} \begin{pmatrix} 1 & -1 \\ -1 & 1 \end{pmatrix}, \quad Y = \begin{pmatrix} -1 & 1 \\ 1 & 1 \end{pmatrix}, \quad D = (\mathbf{1}_1, 0). \quad (\text{A.9})$$

Diagrams	Sequences	s -factors
d_1	$\{\{AB\}\}$	1
d_2	$\{\{BA\}\}$	1

Table 8. Sequences and s -factors

Diagrams	Sequences	s -factors
d_1	$\{\{AB\}\}$	1
d_2	$\{\{BA\}\}$	1

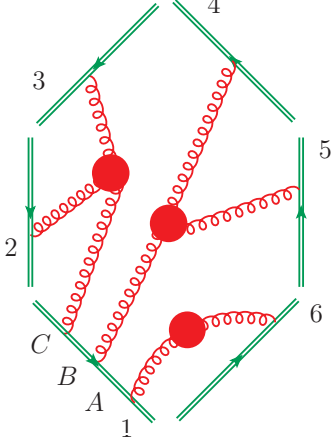
Table 9. Sequences and s -factors

The only exponentiated colour factor of this Cweb is

$$(YC)_1 = -f^{adg} f^{ahm} f^{bcl} f^{egl} \mathbf{T}_1^m \mathbf{T}_2^b \mathbf{T}_3^c \mathbf{T}_4^d \mathbf{T}_5^h \mathbf{T}_6^e. \quad (\text{A.10})$$

(6) $\mathbf{W}_6^{(1,2,0)}(1, 1, 1, 1, 1, 3)$

As there are three attachments on line 1 there will be six diagrams corresponding to this Cweb. One of the diagrams is shown in fig. (13). The sequences of diagrams and their corresponding s -factors are provided in table (10).



Diagrams	Sequences	s -factors
d_1	$\{\{ABC\}\}$	1
d_2	$\{\{ACB\}\}$	1
d_3	$\{\{BAC\}\}$	1
d_4	$\{\{BCA\}\}$	1
d_5	$\{\{CAB\}\}$	1
d_6	$\{\{CBA\}\}$	1

Table 10. Sequences and s -factors

Figure 13. $\mathbf{W}_6^{(1,2,0)}(1, 1, 1, 1, 1, 3)$

The mixing matrix R , the diagonalizing matrix Y and the diagonal matrix D for the Cweb mentioned above are

$$R = \frac{1}{6} \begin{pmatrix} 2 & -1 & -1 & -1 & -1 & 2 \\ -1 & 2 & -1 & 2 & -1 & -1 \\ -1 & -1 & 2 & -1 & 2 & -1 \\ -1 & 2 & -1 & 2 & -1 & -1 \\ -1 & -1 & 2 & -1 & 2 & -1 \\ 2 & -1 & -1 & -1 & -1 & 2 \end{pmatrix}, \quad Y = \begin{pmatrix} 1 & -1 & 0 & -1 & 0 & 1 \\ 0 & -1 & 1 & -1 & 1 & 0 \\ -1 & 0 & 0 & 0 & 0 & 1 \\ 1 & 1 & 0 & 0 & 1 & 0 \\ 0 & -1 & 0 & 1 & 0 & 0 \\ 1 & 1 & 1 & 0 & 0 & 0 \end{pmatrix},$$

$$D = (\mathbf{1}_2, 0). \quad (\text{A.11})$$

The two exponentiated colour factors of this Cweb are

$$(YC)_1 = f^{abc} f^{ahm} f^{deg} f^{gmp} \mathbf{T}_1^p \mathbf{T}_2^b \mathbf{T}_3^c \mathbf{T}_4^d \mathbf{T}_5^e \mathbf{T}_6^h - f^{abc} f^{agn} f^{deg} f^{hnr} \mathbf{T}_1^r \mathbf{T}_2^b \mathbf{T}_3^c \mathbf{T}_4^d \mathbf{T}_5^e \mathbf{T}_6^h, \\ (YC)_2 = f^{abc} f^{ahm} f^{deg} f^{gmp} \mathbf{T}_1^p \mathbf{T}_2^b \mathbf{T}_3^c \mathbf{T}_4^d \mathbf{T}_5^e \mathbf{T}_6^h. \quad (\text{A.12})$$

(7) $\mathbf{W}_{6,\mathbf{I}}^{(1,2,0)}(1, 1, 1, 1, 2, 2)$

This Cweb has four diagrams, one of the diagrams is shown in fig. (14). The sequences and the corresponding s -factors of all the diagrams are provided in the table (11).

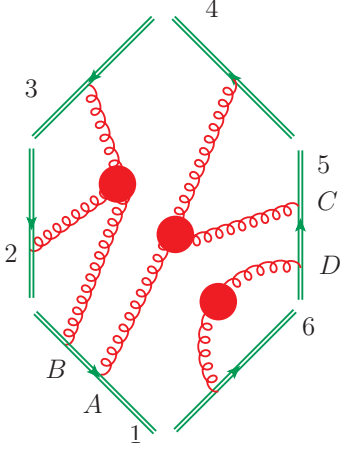


Figure 14. $W_{6,I}^{(1,2,0)}(1,1,1,1,2,2)$

Diagrams	Sequences	s -factors
d_1	$\{\{AB\}, \{CD\}\}$	1
d_2	$\{\{AB\}, \{DC\}\}$	2
d_3	$\{\{BA\}, \{CD\}\}$	2
d_4	$\{\{BA\}, \{DC\}\}$	1

Table 11. Sequences and s -factors

The mixing matrix R , the diagonalizing matrix Y and the diagonal matrix D for the Cweb mentioned above are

$$R = \frac{1}{6} \begin{pmatrix} 2 & -2 & -2 & 2 \\ -1 & 1 & 1 & -1 \\ -1 & 1 & 1 & -1 \\ 2 & -2 & -2 & 2 \end{pmatrix}, \quad Y = \begin{pmatrix} 1 & -1 & -1 & 1 \\ -1 & 0 & 0 & 1 \\ \frac{1}{2} & 0 & 1 & 0 \\ \frac{1}{2} & 1 & 0 & 0 \end{pmatrix}, \quad D = (\mathbf{1}_1, 0). \quad (\text{A.13})$$

The exponentiated colour factor of this Cweb is

$$(YC)_1 = -f^{abc} f^{agn} f^{deg} f^{her} \mathbf{T}_1^a \mathbf{T}_2^b \mathbf{T}_3^c \mathbf{T}_4^d \mathbf{T}_5^e \mathbf{T}_6^f. \quad (\text{A.14})$$

(8) $W_6^{(3,1,0)}(1,1,1,1,1,4)$

This Cweb has twenty-four diagrams as there are four attachments on the single line; one diagram is shown in fig. (15). The sequences of diagrams and their corresponding s -factors are provided in table (12).

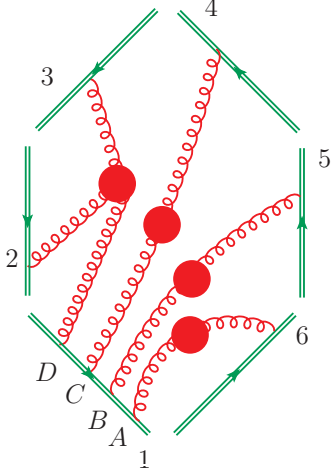


Figure 15. $W_6^{(3,1,0)}(1,1,1,1,1,4)$

Diagrams	Sequences	s -factors
d_1	$\{\{ABCD\}\}$	1
d_2	$\{\{ABDC\}\}$	1
d_3	$\{\{ACBD\}\}$	1
d_4	$\{\{ACDB\}\}$	1
d_5	$\{\{ADBC\}\}$	1
d_6	$\{\{ADCB\}\}$	1
d_7	$\{\{BACD\}\}$	1
d_8	$\{\{BADC\}\}$	1
d_9	$\{\{BCAD\}\}$	1
d_{10}	$\{\{BCDA\}\}$	1
d_{11}	$\{\{BDAC\}\}$	1
d_{12}	$\{\{BDCA\}\}$	1
d_{13}	$\{\{CABD\}\}$	1
d_{14}	$\{\{CADB\}\}$	1
d_{15}	$\{\{CBAD\}\}$	1
d_{16}	$\{\{CBDA\}\}$	1
d_{17}	$\{\{CDAB\}\}$	1
d_{18}	$\{\{CDBA\}\}$	1
d_{19}	$\{\{DABC\}\}$	1
d_{20}	$\{\{DACB\}\}$	1
d_{21}	$\{\{DBAC\}\}$	1
d_{22}	$\{\{DBCA\}\}$	1
d_{23}	$\{\{DCAB\}\}$	1
d_{24}	$\{\{DCBA\}\}$	1

Table 12. Sequences and s -factors

The mixing matrix R , the diagonalizing matrix Y and the diagonal matrix D for the Cweb mentioned above are

$$R = \frac{1}{12} \begin{pmatrix} 3 & -1 & -1 & -1 & -1 & 1 & -1 & 1 & -1 & -1 & -1 & 1 & -1 & 1 & 1 & 1 & -1 & 1 & -1 & 1 & 1 & 1 & -3 \\ -1 & 3 & -1 & 1 & -1 & -1 & 1 & -1 & -1 & 1 & -1 & -1 & 1 & 1 & 1 & 1 & -3 & -1 & 1 & 1 & 1 & -1 & 1 \\ -1 & -1 & 3 & -1 & 1 & -1 & -1 & 1 & 1 & 1 & -1 & 1 & -1 & 1 & -1 & -1 & 1 & 1 & -1 & 1 & -3 & 1 & 1 \\ -1 & 1 & -1 & 3 & -1 & -1 & -1 & 1 & 1 & 1 & 1 & -3 & 1 & -1 & -1 & 1 & -1 & -1 & 1 & -1 & 1 & 1 & 1 \\ -1 & -1 & 1 & -1 & 3 & -1 & 1 & -1 & -1 & 1 & 1 & 1 & 1 & -1 & 1 & -3 & 1 & 1 & -1 & 1 & -1 & -1 & 1 \\ 1 & -1 & -1 & -1 & -1 & 3 & 1 & -1 & 1 & -3 & 1 & 1 & 1 & -1 & -1 & 1 & 1 & 1 & -1 & -1 & 1 & -1 & -1 \\ -1 & 1 & -1 & -1 & -1 & 1 & 3 & -1 & -1 & -1 & -1 & 1 & 1 & 1 & -1 & 1 & 1 & -1 & 1 & 1 & -1 & 1 & -3 \\ 1 & -1 & -1 & 1 & -1 & -1 & -1 & 3 & -1 & 1 & -1 & -1 & 1 & 1 & -1 & 1 & -3 & 1 & 1 & 1 & -1 & 1 & 1 \\ -1 & 1 & 1 & 1 & -1 & 1 & -1 & -1 & 3 & -1 & 1 & -1 & -1 & -1 & 1 & 1 & -1 & 1 & -3 & 1 & -1 & 1 & 1 \\ -1 & 1 & 1 & 1 & 1 & -3 & -1 & 1 & -1 & 3 & -1 & -1 & -1 & 1 & 1 & -1 & -1 & -1 & 1 & 1 & -1 & 1 & 1 \\ 1 & -1 & -1 & 1 & 1 & 1 & -1 & -1 & -1 & -1 & 3 & -1 & 1 & 1 & -1 & 1 & 1 & -1 & 1 & 1 & -1 & -1 & -1 \\ -1 & -1 & -1 & 1 & 1 & -1 & 1 & 1 & -1 & 1 & 1 & -1 & 3 & -1 & -1 & -1 & 1 & 1 & 1 & -3 & 1 & -1 & 1 \\ -1 & 1 & 1 & -1 & -1 & -1 & 1 & 1 & -1 & 1 & -3 & 1 & -1 & 3 & -1 & 1 & -1 & -1 & 1 & 1 & 1 & -1 & -1 \\ 1 & 1 & -1 & 1 & 1 & -1 & -1 & -1 & -1 & 1 & 1 & -1 & -1 & -1 & 3 & -1 & 1 & -1 & -3 & 1 & 1 & 1 & -1 \\ 1 & 1 & -1 & 1 & -3 & 1 & -1 & 1 & 1 & -1 & -1 & -1 & 1 & -1 & 3 & -1 & -1 & 1 & -1 & 1 & 1 & 1 & -1 \\ -1 & 1 & 1 & -1 & 1 & 1 & 1 & -3 & 1 & -1 & 1 & 1 & -1 & -1 & 1 & -1 & 3 & -1 & -1 & -1 & 1 & -1 & 1 \\ 1 & -3 & 1 & -1 & 1 & 1 & -1 & 1 & 1 & -1 & 1 & 1 & 1 & -1 & -1 & -1 & 3 & 1 & -1 & -1 & 1 & 1 & -1 \\ -1 & -1 & 1 & -1 & -1 & 1 & 1 & 1 & 1 & -1 & -1 & 1 & 1 & 1 & -3 & 1 & -1 & 1 & 1 & -1 & -1 & -1 & 1 \\ 1 & -1 & -1 & -1 & 1 & -1 & 1 & 1 & -3 & 1 & -1 & 1 & 1 & 1 & 1 & -1 & -1 & 1 & -1 & 3 & -1 & 1 & -1 \\ 1 & 1 & 1 & -1 & -1 & 1 & -1 & -1 & 1 & -1 & -1 & 1 & -3 & 1 & 1 & 1 & 1 & -1 & -1 & -1 & 3 & -1 & 1 & -1 \\ 1 & 1 & -3 & 1 & -1 & 1 & 1 & -1 & -1 & -1 & 1 & -1 & 1 & -1 & 1 & 1 & 1 & -1 & -1 & 1 & -1 & 3 & -1 & -1 \\ 1 & -1 & 1 & 1 & 1 & -1 & -3 & 1 & 1 & 1 & 1 & -1 & -1 & -1 & 1 & -1 & -1 & 1 & -1 & 1 & -1 & 3 & -1 & -1 \\ -3 & 1 & 1 & 1 & 1 & -1 & 1 & -1 & 1 & 1 & 1 & -1 & 1 & -1 & -1 & 1 & -1 & 1 & -1 & -1 & -1 & -1 & 1 & 3 \end{pmatrix},$$

[illegible]

$$D = (\mathbf{1}_6, 0). \quad (\text{A.15})$$

The mixing matrix of this Cweb has rank six. Thus there are six exponentiated colour factors of this Cweb, which are given below

$$\begin{aligned}
(YC)_1 &= -f^{abc}f^{amn}f^{egp}f^{pdm}\mathbf{T}_1^a\mathbf{T}_2^b\mathbf{T}_3^c\mathbf{T}_4^d\mathbf{T}_5^e\mathbf{T}_6^g, \\
(YC)_2 &= -f^{abc}f^{dmn}f^{egp}f^{pam}\mathbf{T}_1^a\mathbf{T}_2^b\mathbf{T}_3^c\mathbf{T}_4^d\mathbf{T}_5^e\mathbf{T}_6^g, \\
(YC)_3 &= f^{abc}f^{amn}f^{dgr}f^{erm}\mathbf{T}_1^a\mathbf{T}_2^b\mathbf{T}_3^c\mathbf{T}_4^d\mathbf{T}_5^e\mathbf{T}_6^g, \\
(YC)_4 &= f^{abc}f^{arm}f^{dgr}f^{emn}\mathbf{T}_1^a\mathbf{T}_2^b\mathbf{T}_3^c\mathbf{T}_4^d\mathbf{T}_5^e\mathbf{T}_6^g, \\
(YC)_5 &= f^{abc}f^{agp}f^{dpm}f^{emn}\mathbf{T}_1^a\mathbf{T}_2^b\mathbf{T}_3^c\mathbf{T}_4^d\mathbf{T}_5^e\mathbf{T}_6^g - f^{abc}f^{agp}f^{deq}f^{pqo}\mathbf{T}_1^a\mathbf{T}_2^b\mathbf{T}_3^c\mathbf{T}_4^d\mathbf{T}_5^e\mathbf{T}_6^g, \\
(YC)_6 &= -f^{abc}f^{agp}f^{dpm}f^{men}\mathbf{T}_1^a\mathbf{T}_2^b\mathbf{T}_3^c\mathbf{T}_4^d\mathbf{T}_5^e\mathbf{T}_6^g.
\end{aligned} \tag{A.16}$$

(9) $\mathbf{W}_{6,\mathbf{I}}^{(3,1,0)}(1, 1, 1, 1, 2, 3)$

This Cweb has twelve diagrams, as there are three attachments on line 1 and two on line 5. One of the diagrams is shown in fig. (16). The sequences of diagrams and their corresponding s -factors are provided in table (13).

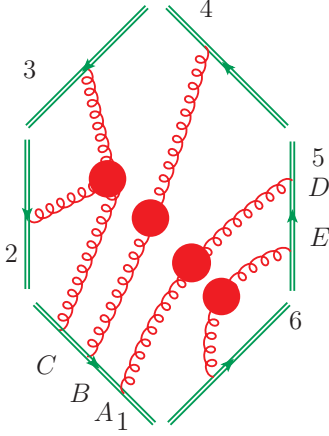


Figure 16. $W_{6,I}^{(3,1,0)}(1,1,1,1,2,3)$

Diagrams	Sequences	s -factors
d_1	$\{\{ABC\}, \{DE\}\}$	1
d_2	$\{\{ABC\}, \{ED\}\}$	3
d_3	$\{\{ACB\}, \{DE\}\}$	2
d_4	$\{\{ACB\}, \{ED\}\}$	2
d_5	$\{\{BAC\}, \{DE\}\}$	1
d_6	$\{\{BAC\}, \{ED\}\}$	3
d_7	$\{\{BCA\}, \{DE\}\}$	2
d_8	$\{\{BCA\}, \{ED\}\}$	2
d_9	$\{\{CAB\}, \{DE\}\}$	3
d_{10}	$\{\{CAB\}, \{ED\}\}$	1
d_{11}	$\{\{CBA\}, \{DE\}\}$	3
d_{12}	$\{\{CBA\}, \{ED\}\}$	1

Table 13. Sequences and s -factors

The mixing matrix R , the diagonalizing matrix Y and the diagonal matrix D for the Cweb mentioned above are

$$R = \frac{1}{12} \begin{pmatrix} 3 & -3 & -2 & 2 & -1 & 1 & -2 & 2 & -1 & 1 & 3 & -3 \\ -1 & 1 & 0 & 0 & 1 & -1 & 0 & 0 & 1 & -1 & -1 & 1 \\ -1 & 1 & 2 & -2 & -1 & 1 & 2 & -2 & -1 & 1 & -1 & 1 \\ 1 & -1 & -2 & 2 & 1 & -1 & -2 & 2 & 1 & -1 & 1 & -1 \\ -1 & 1 & -2 & 2 & 3 & -3 & -2 & 2 & 3 & -3 & -1 & 1 \\ 1 & -1 & 0 & 0 & -1 & 1 & 0 & 0 & -1 & 1 & 1 & -1 \\ -1 & 1 & 2 & -2 & -1 & 1 & 2 & -2 & -1 & 1 & -1 & 1 \\ 1 & -1 & -2 & 2 & 1 & -1 & -2 & 2 & 1 & -1 & 1 & -1 \\ -1 & 1 & 0 & 0 & 1 & -1 & 0 & 0 & 1 & -1 & -1 & 1 \\ 1 & -1 & 2 & -2 & -3 & 3 & 2 & -2 & -3 & 3 & 1 & -1 \\ 1 & -1 & 0 & 0 & -1 & 1 & 0 & 0 & -1 & 1 & 1 & -1 \\ -3 & 3 & 2 & -2 & 1 & -1 & 2 & -2 & 1 & -1 & -3 & 3 \end{pmatrix}, \quad Y = \begin{pmatrix} -1 & 1 & 1 & -1 & 0 & 0 & 1 & -1 & 0 & 0 & -1 & 1 \\ 0 & 0 & 1 & -1 & -1 & 1 & 1 & -1 & -1 & 1 & 0 & 0 \\ 1 & 0 & 0 & 0 & 0 & 0 & 0 & 0 & 0 & 0 & 0 & 1 \\ 0 & 1 & 0 & 0 & 0 & 0 & 0 & 0 & 0 & 0 & 1 & 0 \\ 1 & 4 & 0 & 0 & 0 & 0 & 0 & 0 & 0 & 1 & 0 & 0 \\ 0 & -1 & 0 & 0 & 0 & 0 & 0 & 0 & 1 & 0 & 0 & 0 \\ -1 & -2 & 0 & 0 & 0 & 0 & 0 & 1 & 0 & 0 & 0 & 0 \\ 1 & 2 & 0 & 0 & 0 & 0 & 1 & 0 & 0 & 0 & 0 & 0 \\ 0 & 1 & 0 & 0 & 0 & 1 & 0 & 0 & 0 & 0 & 0 & 0 \\ -1 & -4 & 0 & 0 & 1 & 0 & 0 & 0 & 0 & 0 & 0 & 0 \\ -1 & -2 & 0 & 1 & 0 & 0 & 0 & 0 & 0 & 0 & 0 & 0 \\ 1 & 2 & 1 & 0 & 0 & 0 & 0 & 0 & 0 & 0 & 0 & 0 \end{pmatrix},$$

$$D = (\mathbf{1}_2, 0). \quad (\text{A.17})$$

The rank of the above mixing matrix is two, and the two exponentiated colour factors of this Cweb are

$$(YC)_1 = f^{abc} f^{adp} f^{egr} f^{pen} \mathbf{T}_1^a \mathbf{T}_2^b \mathbf{T}_3^c \mathbf{T}_4^d \mathbf{T}_5^e \mathbf{T}_6^g + f^{abc} f^{aem} f^{dmn} f^{egr} \mathbf{T}_1^a \mathbf{T}_2^b \mathbf{T}_3^c \mathbf{T}_4^d \mathbf{T}_5^e \mathbf{T}_6^g, \\ (YC)_2 = f^{abc} f^{aem} f^{dmn} f^{egr} \mathbf{T}_1^a \mathbf{T}_2^b \mathbf{T}_3^c \mathbf{T}_4^d \mathbf{T}_5^e \mathbf{T}_6^g. \quad (\text{A.18})$$

(10) $W_{6,II}^{(3,1,0)}(1,1,1,1,2,3)$

This Cweb has twelve diagrams, with three attachments on line 1 and two on line 3. One of the diagrams is shown in fig. (17). This Cweb looks very similar to the Cweb shown in fig. (16). However, they are not the same Cweb because on the line 3 of this Cweb, out of the two attachments, one is coming from a two-point gluon correlator and another from a three-point gluon correlator, and in the previous Cweb (fig. (16)) on line 5, both the attachments were coming from two-point gluon attachments. Nevertheless, both of them belong to the same family as they have same column weight vectors¹ and from Uniqueness theorem their mixing matrices are also same. The sequences of diagrams and their corresponding s -factors are provided in table (14).

¹The entries of s factor in the the column weight vectors are different because different order of diagrams are taken.

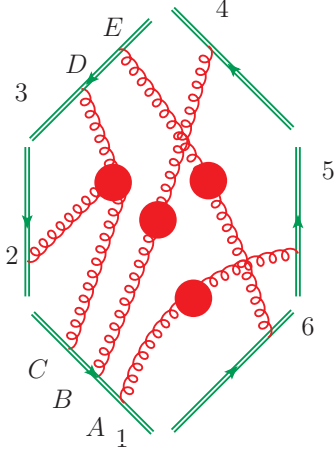


Figure 17. $W_{6,\text{II}}^{(3,1,0)}(1,1,1,1,2,3)$

Diagrams	Sequences	s -factors
d_1	$\{\{ABC\}, \{DE\}\}$	3
d_2	$\{\{ABC\}, \{ED\}\}$	1
d_3	$\{\{ACB\}, \{DE\}\}$	3
d_4	$\{\{ACB\}, \{ED\}\}$	1
d_5	$\{\{BAC\}, \{DE\}\}$	2
d_6	$\{\{BAC\}, \{ED\}\}$	2
d_7	$\{\{BCA\}, \{DE\}\}$	1
d_8	$\{\{BCA\}, \{ED\}\}$	3
d_9	$\{\{CAB\}, \{DE\}\}$	2
d_{10}	$\{\{CAB\}, \{ED\}\}$	2
d_{11}	$\{\{CBA\}, \{DE\}\}$	1
d_{12}	$\{\{CBA\}, \{ED\}\}$	3

Table 14. Sequences and s -factors

The mixing matrix R , the diagonalizing matrix Y and the diagonal matrix D for the Cweb mentioned above are

$$R = \frac{1}{12} \begin{pmatrix} 1 & -1 & -1 & 1 & 0 & 0 & -1 & 1 & 0 & 0 & 1 & -1 \\ -3 & 3 & 1 & -1 & 2 & -2 & 1 & -1 & 2 & -2 & -3 & 3 \\ -1 & 1 & 1 & -1 & 0 & 0 & 1 & -1 & 0 & 0 & -1 & 1 \\ 1 & -1 & -3 & 3 & 2 & -2 & -3 & 3 & 2 & -2 & 1 & -1 \\ -1 & 1 & -1 & 1 & 2 & -2 & -1 & 1 & 2 & -2 & -1 & 1 \\ 1 & -1 & 1 & -1 & -2 & 2 & 1 & -1 & -2 & 2 & 1 & -1 \\ -1 & 1 & 3 & -3 & -2 & 2 & 3 & -3 & -2 & 2 & -1 & 1 \\ 1 & -1 & -1 & 1 & 0 & 0 & -1 & 1 & 0 & 0 & 1 & -1 \\ -1 & 1 & -1 & 1 & 2 & -2 & -1 & 1 & 2 & -2 & -1 & 1 \\ 1 & -1 & 1 & -1 & -2 & 2 & 1 & -1 & -2 & 2 & 1 & -1 \\ 3 & -3 & -1 & 1 & -2 & 2 & -1 & 1 & -2 & 2 & 3 & -3 \\ -1 & 1 & 1 & -1 & 0 & 0 & 1 & -1 & 0 & 0 & -1 & 1 \end{pmatrix}, \quad Y = \begin{pmatrix} -1 & 1 & 1 & -1 & 0 & 0 & 1 & -1 & 0 & 0 & -1 & 1 \\ 0 & 0 & 1 & -1 & -1 & 1 & 1 & -1 & -1 & 1 & 0 & 0 \\ 1 & 0 & 0 & 0 & 0 & 0 & 0 & 0 & 0 & 0 & 0 & 1 \\ 0 & 1 & 0 & 0 & 0 & 0 & 0 & 0 & 0 & 0 & 1 & 0 \\ 2 & 1 & 0 & 0 & 0 & 0 & 0 & 0 & 0 & 1 & 0 & 0 \\ -2 & -1 & 0 & 0 & 0 & 0 & 0 & 0 & 1 & 0 & 0 & 0 \\ -1 & 0 & 0 & 0 & 0 & 0 & 1 & 0 & 0 & 0 & 0 & 0 \\ 4 & 1 & 0 & 0 & 0 & 0 & 1 & 0 & 0 & 0 & 0 & 0 \\ 2 & 1 & 0 & 0 & 0 & 1 & 0 & 0 & 0 & 0 & 0 & 0 \\ -2 & -1 & 0 & 0 & 1 & 0 & 0 & 0 & 0 & 0 & 0 & 0 \\ -4 & -1 & 0 & 1 & 0 & 0 & 0 & 0 & 0 & 0 & 0 & 0 \\ 1 & 0 & 1 & 0 & 0 & 0 & 0 & 0 & 0 & 0 & 0 & 0 \end{pmatrix},$$

$$D = (\mathbf{1}_2, 0). \quad (\text{A.19})$$

The two exponentiated colour factors of this Cweb are

$$\begin{aligned} (YC)_1 &= f^{abc} f^{agq} f^{dcr} f^{eqm} \mathbf{T}_1^m \mathbf{T}_2^b \mathbf{T}_3^r \mathbf{T}_4^e \mathbf{T}_5^g \mathbf{T}_6^d + f^{abc} f^{aep} f^{dcr} f^{pgn} \mathbf{T}_1^n \mathbf{T}_2^b \mathbf{T}_3^c \mathbf{T}_4^d \mathbf{T}_5^r \mathbf{T}_6^g, \\ (YC)_2 &= f^{abc} f^{aep} f^{dcr} f^{pgn} \mathbf{T}_1^n \mathbf{T}_2^b \mathbf{T}_3^c \mathbf{T}_4^d \mathbf{T}_5^r \mathbf{T}_6^g. \end{aligned} \quad (\text{A.20})$$

$$(11) \quad \mathbf{W}_{6,\text{I}}^{(3,1,0)}(1,1,1,2,2,2)$$

This Cweb has eight diagrams as there are two attachments each on lines 1, 2 and 5, one of the diagrams is shown in fig. (18). The sequences of diagrams and their corresponding s -factors are provided in table (15).

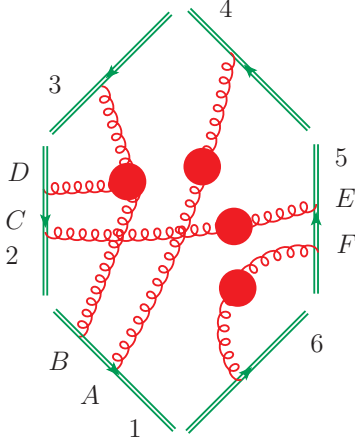


Figure 18. $W_{6,I}^{(3,1,0)}(1, 1, 1, 2, 2, 2)$

Diagrams	Sequences	s -factors
d_1	$\{\{AB\}, \{CD\}, \{EF\}\}$	3
d_2	$\{\{AB\}, \{CD\}, \{FE\}\}$	5
d_3	$\{\{AB\}, \{DC\}, \{EF\}\}$	3
d_4	$\{\{AB\}, \{DC\}, \{FE\}\}$	1
d_5	$\{\{BA\}, \{CD\}, \{EF\}\}$	1
d_6	$\{\{BA\}, \{CD\}, \{FE\}\}$	3
d_7	$\{\{BA\}, \{DC\}, \{EF\}\}$	5
d_8	$\{\{BA\}, \{DC\}, \{FE\}\}$	3

Table 15. Sequences and s -factors

The mixing matrix R , the diagonalizing matrix Y and the diagonal matrix D for the Cweb mentioned above are

$$R = \frac{1}{12} \begin{pmatrix} 1 & -1 & -1 & 1 & -1 & 1 & 1 & -1 \\ -1 & 1 & 1 & -1 & 1 & -1 & -1 & 1 \\ -1 & 1 & 1 & -1 & 1 & -1 & -1 & 1 \\ 3 & -3 & -3 & 3 & -3 & 3 & 3 & -3 \\ -3 & 3 & 3 & -3 & 3 & -3 & -3 & 3 \\ 1 & -1 & -1 & 1 & -1 & 1 & 1 & -1 \\ 1 & -1 & -1 & 1 & -1 & 1 & 1 & -1 \\ -1 & 1 & 1 & -1 & 1 & -1 & -1 & 1 \end{pmatrix}, \quad Y = \begin{pmatrix} -1 & 1 & 1 & -1 & 1 & -1 & -1 & 1 \\ 1 & 0 & 0 & 0 & 0 & 0 & 0 & 1 \\ -1 & 0 & 0 & 0 & 0 & 0 & 1 & 0 \\ -1 & 0 & 0 & 0 & 0 & 1 & 0 & 0 \\ 3 & 0 & 0 & 0 & 1 & 0 & 0 & 0 \\ -3 & 0 & 0 & 1 & 0 & 0 & 0 & 0 \\ 1 & 0 & 1 & 0 & 0 & 0 & 0 & 0 \\ 1 & 1 & 0 & 0 & 0 & 0 & 0 & 0 \end{pmatrix}, \quad D = (\mathbf{1}_1, 0). \quad (\text{A.21})$$

The rank of the mixing matrix is one and the only exponentiated colour factor of this Cweb is

$$(YC)_1 = f^{abc} f^{adp} f^{ber} f^{egq} \mathbf{T}_1^p \mathbf{T}_2^r \mathbf{T}_3^c \mathbf{T}_4^d \mathbf{T}_5^q \mathbf{T}_6^g. \quad (\text{A.22})$$

(12) $W_{6,IV}^{(3,1,0)}(1, 1, 1, 1, 2, 3)$

This Cweb has twelve diagrams, as there are three attachments on lines 1 and two on line 3. One of the diagrams is shown in fig. (19). The sequences of diagrams and their corresponding s -factors are provided in table (16).

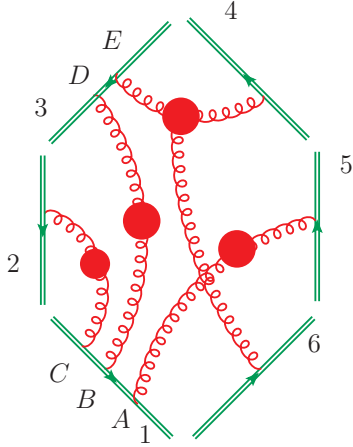


Figure 19. $W_{6,\text{IV}}^{(3,1,0)}(1, 1, 1, 1, 2, 3)$

Diagrams	Sequences	s -factors
d_1	$\{\{ABC\}, \{DE\}\}$	2
d_2	$\{\{ABC\}, \{ED\}\}$	2
d_3	$\{\{ACB\}, \{DE\}\}$	1
d_4	$\{\{ACB\}, \{ED\}\}$	3
d_5	$\{\{BCA\}, \{DE\}\}$	3
d_6	$\{\{BAC\}, \{ED\}\}$	1
d_7	$\{\{BAC\}, \{DE\}\}$	3
d_8	$\{\{BCA\}, \{ED\}\}$	1
d_9	$\{\{CAB\}, \{DE\}\}$	1
d_{10}	$\{\{CAB\}, \{ED\}\}$	3
d_{11}	$\{\{CBA\}, \{DE\}\}$	2
d_{12}	$\{\{CBA\}, \{ED\}\}$	2

Table 16. Sequences and s -factors

The mixing matrix R , the diagonalizing matrix Y and the diagonal matrix D for the Cweb mentioned above are

$$R = \frac{1}{12} \begin{pmatrix} 2 & -2 & -1 & 1 & -1 & 1 & -1 & 1 & -1 & 1 & 2 & -2 \\ -2 & 2 & 1 & -1 & 1 & -1 & 1 & -1 & 1 & -1 & -2 & 2 \\ -2 & 2 & 3 & -3 & -1 & 1 & 3 & -3 & -1 & 1 & -2 & 2 \\ 0 & 0 & -1 & 1 & 1 & -1 & -1 & 1 & 1 & -1 & 0 & 0 \\ 0 & 0 & -1 & 1 & 1 & -1 & -1 & 1 & 1 & -1 & 0 & 0 \\ 2 & -2 & 1 & -1 & -3 & 3 & 1 & -1 & -3 & 3 & 2 & -2 \\ 0 & 0 & 1 & -1 & -1 & 1 & 1 & -1 & -1 & 1 & 0 & 0 \\ 2 & -2 & -3 & 3 & 1 & -1 & -3 & 3 & 1 & -1 & 2 & -2 \\ -2 & 2 & -1 & 1 & 3 & -3 & -1 & 1 & 3 & -3 & -2 & 2 \\ 0 & 0 & 1 & -1 & -1 & 1 & 1 & -1 & -1 & 1 & 0 & 0 \\ 2 & -2 & -1 & 1 & -1 & 1 & -1 & 1 & -1 & 1 & 2 & -2 \\ -2 & 2 & 1 & -1 & 1 & -1 & 1 & -1 & 1 & -1 & -2 & 2 \end{pmatrix}, \quad Y = \begin{pmatrix} -1 & 1 & 1 & -1 & 0 & 0 & 1 & -1 & 0 & 0 & -1 & 1 \\ 0 & 0 & 1 & -1 & -1 & 1 & 1 & -1 & -1 & 1 & 0 & 0 \\ 1 & 0 & 0 & 0 & 0 & 0 & 0 & 0 & 0 & 0 & 0 & 1 \\ -1 & 0 & 0 & 0 & 0 & 0 & 0 & 0 & 0 & 0 & 1 & 0 \\ -\frac{1}{2} & 0 & -\frac{1}{2} & 0 & 0 & 0 & 0 & 0 & 0 & 1 & 0 & 0 \\ 2 & 0 & 1 & 0 & 0 & 0 & 0 & 0 & 1 & 0 & 0 & 0 \\ 0 & 0 & 1 & 0 & 0 & 0 & 0 & 1 & 0 & 0 & 0 & 0 \\ -\frac{1}{2} & 0 & -\frac{1}{2} & 0 & 0 & 0 & 1 & 0 & 0 & 0 & 0 & 0 \\ -2 & 0 & -1 & 0 & 0 & 1 & 0 & 0 & 0 & 0 & 0 & 0 \\ \frac{1}{2} & 0 & \frac{1}{2} & 0 & 1 & 0 & 0 & 0 & 0 & 0 & 0 & 0 \\ \frac{1}{2} & 0 & \frac{1}{2} & 1 & 0 & 0 & 0 & 0 & 0 & 0 & 0 & 0 \\ 1 & 1 & 0 & 0 & 0 & 0 & 0 & 0 & 0 & 0 & 0 & 0 \end{pmatrix},$$

$$D = (\mathbf{1}_2, 0). \quad (\text{A.23})$$

The two exponentiated colour factors of this Cweb are given below

$$(YC)_1 = -f^{abq} f^{cbm} f^{cde} f^{qgo} \mathbf{T}_1^o \mathbf{T}_2^a \mathbf{T}_3^m \mathbf{T}_4^g \mathbf{T}_5^d \mathbf{T}_6^e + f^{abr} f^{aem} f^{dcq} f^{qeo} \mathbf{T}_1^r \mathbf{T}_2^a \mathbf{T}_3^m \mathbf{T}_4^g \mathbf{T}_5^e \mathbf{T}_6^d, \\ (YC)_2 = +f^{abr} f^{aem} f^{dcq} f^{qeo} \mathbf{T}_1^r \mathbf{T}_2^a \mathbf{T}_3^m \mathbf{T}_4^g \mathbf{T}_5^e \mathbf{T}_6^d. \quad (\text{A.24})$$

$$(13) \quad \mathbf{W}_{6,\text{III}}^{(3,1,0)}(1, 1, 1, 1, 2, 3)$$

This Cweb has twelve diagrams as there are two attachments on line 1 and three on line 4 giving twelve shuffles. This Cweb belongs to the same family as in Cwebs shown in figs. (16) and (17). One of the diagrams is shown in fig. (20). The sequences of diagrams and their corresponding s -factors are provided in table (17).

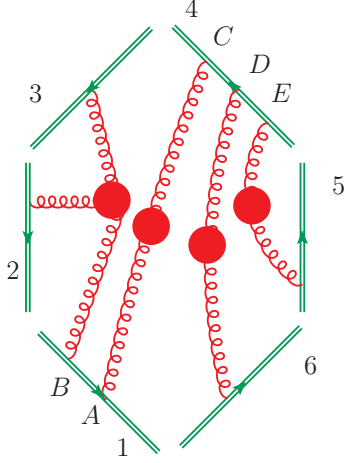


Figure 20. $W_{6,III}^{(3,1,0)}(1,1,1,1,2,3)$

Diagrams	Sequences	s -factors
d_1	$\{\{AB\}, \{CDE\}\}$	1
d_2	$\{\{AB\}, \{CED\}\}$	1
d_3	$\{\{AB\}, \{DCE\}\}$	2
d_4	$\{\{AB\}, \{DEC\}\}$	3
d_5	$\{\{AB\}, \{ECD\}\}$	2
d_6	$\{\{AB\}, \{EDC\}\}$	3
d_7	$\{\{BA\}, \{CDE\}\}$	3
d_8	$\{\{BA\}, \{CED\}\}$	3
d_9	$\{\{BA\}, \{DCE\}\}$	2
d_{10}	$\{\{BA\}, \{DEC\}\}$	1
d_{11}	$\{\{BA\}, \{ECD\}\}$	2
d_{12}	$\{\{BA\}, \{EDC\}\}$	1

Table 17. Sequences and s -factors

The mixing matrix R , the diagonalizing matrix Y and the diagonal matrix D for the Cweb mentioned above are

$$R = \frac{1}{12} \begin{pmatrix} 3 & -1 & -2 & -1 & -2 & 3 & -3 & 1 & 2 & 1 & 2 & -3 \\ -1 & 3 & -2 & 3 & -2 & -1 & 1 & -3 & 2 & -3 & 2 & 1 \\ -1 & -1 & 2 & -1 & 2 & -1 & 1 & 1 & -2 & 1 & -2 & 1 \\ -1 & 1 & 0 & 1 & 0 & -1 & 1 & -1 & 0 & -1 & 0 & 1 \\ -1 & -1 & 2 & -1 & 2 & -1 & 1 & 1 & -2 & 1 & -2 & 1 \\ 1 & -1 & 0 & -1 & 0 & 1 & -1 & 1 & 0 & 1 & 0 & -1 \\ -1 & 1 & 0 & 1 & 0 & -1 & 1 & -1 & 0 & -1 & 0 & 1 \\ 1 & -1 & 0 & -1 & 0 & 1 & -1 & 1 & 0 & 1 & 0 & -1 \\ 1 & 1 & -2 & 1 & -2 & 1 & -1 & -1 & 2 & -1 & 2 & -1 \\ 1 & -3 & 2 & -3 & 2 & 1 & -1 & 3 & -2 & 3 & -2 & -1 \\ 1 & 1 & -2 & 1 & -2 & 1 & -1 & -1 & 2 & -1 & 2 & -1 \\ -3 & 1 & 2 & 1 & 2 & -3 & 3 & -1 & -2 & -1 & -2 & 3 \end{pmatrix}, \quad Y = \frac{1}{4} \begin{pmatrix} -4 & 4 & 0 & 4 & 0 & -4 & 4 & -4 & 0 & -4 & 0 & 4 \\ 0 & 4 & -4 & 4 & -4 & 0 & 0 & -4 & 4 & -4 & 4 & 0 \\ 4 & 0 & 0 & 0 & 0 & 0 & 0 & 0 & 0 & 0 & 0 & 4 \\ -2 & -2 & 0 & 0 & 0 & 0 & 0 & 0 & 0 & 0 & 0 & 4 \\ 0 & 4 & 0 & 0 & 0 & 0 & 0 & 0 & 0 & 4 & 0 & 0 \\ -2 & -2 & 0 & 0 & 0 & 0 & 0 & 0 & 4 & 0 & 0 & 0 \\ -1 & 1 & 0 & 0 & 0 & 0 & 0 & 4 & 0 & 0 & 0 & 0 \\ 1 & -1 & 0 & 0 & 0 & 0 & 4 & 0 & 0 & 0 & 0 & 0 \\ -1 & 1 & 0 & 0 & 0 & 4 & 0 & 0 & 0 & 0 & 0 & 0 \\ 2 & 2 & 0 & 0 & 4 & 0 & 0 & 0 & 0 & 0 & 0 & 0 \\ 1 & -1 & 0 & 4 & 0 & 0 & 0 & 0 & 0 & 0 & 0 & 0 \\ 2 & 2 & 4 & 0 & 0 & 0 & 0 & 0 & 0 & 0 & 0 & 0 \end{pmatrix},$$

$$D = (1_2, 0). \quad (\text{A.25})$$

The two exponentiated colour factors of this Cweb are given below

$$(YC)_1 = f^{abc} f^{agp} f^{dgm} f^{emn} \mathbf{T}_1^p \mathbf{T}_2^b \mathbf{T}_3^c \mathbf{T}_4^n \mathbf{T}_5^e \mathbf{T}_6^d + f^{abc} f^{aep} f^{egq} f^{qdo} \mathbf{T}_1^p \mathbf{T}_2^b \mathbf{T}_3^c \mathbf{T}_4^o \mathbf{T}_5^e \mathbf{T}_6^d, \\ (YC)_2 = f^{abc} f^{aep} f^{egq} f^{qdo} \mathbf{T}_1^p \mathbf{T}_2^b \mathbf{T}_3^c \mathbf{T}_4^o \mathbf{T}_5^e \mathbf{T}_6^d. \quad (\text{A.26})$$

$$(14) \quad \mathbf{W}_{6,III}^{(3,1,0)}(1,1,1,2,2,2)$$

This Cweb has eight diagrams as there are two attachments each on lines 1, 4 and 5. This Cweb belongs to the same family as the Cweb shown in fig. (18) belongs. One of the diagrams is shown in fig. (21). The sequences of diagrams and their corresponding s -factors are provided in table (18).

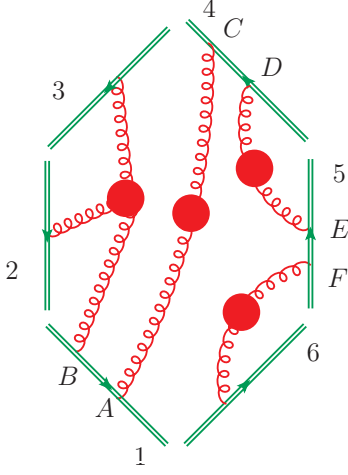


Figure 21. $W_{6,III}^{(3,1,0)}(1,1,1,2,2,2)$

Diagrams	Sequences	s -factors
d_1	$\{\{AB\}, \{CD\}, \{EF\}\}$	1
d_2	$\{\{AB\}, \{CD\}, \{FE\}\}$	3
d_3	$\{\{AB\}, \{DC\}, \{EF\}\}$	5
d_4	$\{\{AB\}, \{DC\}, \{FE\}\}$	3
d_5	$\{\{BA\}, \{CD\}, \{EF\}\}$	3
d_6	$\{\{BA\}, \{CD\}, \{FE\}\}$	5
d_7	$\{\{BA\}, \{DC\}, \{EF\}\}$	3
d_8	$\{\{BA\}, \{DC\}, \{FE\}\}$	1

Table 18. Sequences and s -factors

The mixing matrix R , the diagonalizing matrix Y and the diagonal matrix D for the Cweb mentioned above are

$$R = \frac{1}{12} \begin{pmatrix} 3 & -3 & -3 & 3 & -3 & 3 & 3 & -3 \\ -1 & 1 & 1 & -1 & 1 & -1 & -1 & 1 \\ -1 & 1 & 1 & -1 & 1 & -1 & -1 & 1 \\ 1 & -1 & -1 & 1 & -1 & 1 & 1 & -1 \\ -1 & 1 & 1 & -1 & 1 & -1 & -1 & 1 \\ 1 & -1 & -1 & 1 & -1 & 1 & 1 & -1 \\ 1 & -1 & -1 & 1 & -1 & 1 & 1 & -1 \\ -3 & 3 & 3 & -3 & 3 & -3 & -3 & 3 \end{pmatrix}, \quad Y = \begin{pmatrix} -3 & 3 & 3 & -3 & 3 & -3 & -3 & 3 \\ 3 & 0 & 0 & 0 & 0 & 0 & 0 & 3 \\ -1 & 0 & 0 & 0 & 0 & 0 & 3 & 0 \\ -1 & 0 & 0 & 0 & 0 & 3 & 0 & 0 \\ 1 & 0 & 0 & 0 & 3 & 0 & 0 & 0 \\ -1 & 0 & 0 & 3 & 0 & 0 & 0 & 0 \\ 1 & 0 & 3 & 0 & 0 & 0 & 0 & 0 \\ 1 & 3 & 0 & 0 & 0 & 0 & 0 & 0 \end{pmatrix},$$

$$D = (\mathbf{1}_1, 0). \quad (\text{A.27})$$

The only exponentiated colour factor of this Cweb is

$$(YC)_1 = -f^{abc} f^{aep} f^{der} f^{dgm} \mathbf{T}_1^p \mathbf{T}_2^b \mathbf{T}_3^c \mathbf{T}_4^r \mathbf{T}_5^m \mathbf{T}_6^g. \quad (\text{A.28})$$

(15) $W_{6,II}^{(1,2,0)}(1,1,1,1,2,2)$

This Cweb has four diagrams, one of the diagram is shown in fig. (22). The sequences and their corresponding s -factors of all the diagrams are provided in table (19).

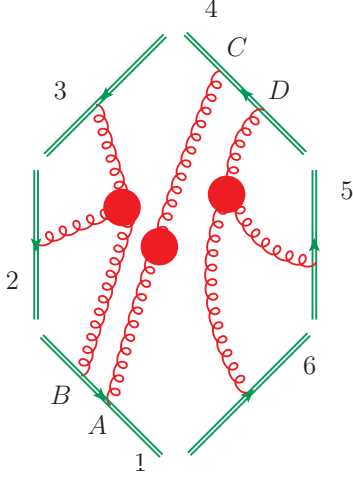


Figure 22. $W_{6,\text{II}}^{(1,2,0)}(1,1,1,1,2,2)$

Diagrams	Sequences	s -factors
d_1	$\{\{AB\}, \{CD\}\}$	1
d_2	$\{\{AB\}, \{DC\}\}$	2
d_3	$\{\{BA\}, \{CD\}\}$	2
d_4	$\{\{BA\}, \{DC\}\}$	1

Table 19. Sequences and s -factors

The mixing matrix R , the diagonalizing matrix Y and the diagonal matrix D for the Cweb mentioned above are

$$R = \frac{1}{6} \begin{pmatrix} 2 & -2 & -2 & 2 \\ -1 & 1 & 1 & -1 \\ -1 & 1 & 1 & -1 \\ 2 & -2 & -2 & 2 \end{pmatrix}, \quad Y = \begin{pmatrix} 1 & -1 & -1 & 1 \\ -1 & 0 & 0 & 1 \\ \frac{1}{2} & 0 & 1 & 0 \\ \frac{1}{2} & 1 & 0 & 0 \end{pmatrix}, \quad D = (\mathbf{1}_1, 0). \quad (\text{A.29})$$

The exponentiated colour factor of this Cweb is

$$(YC)_1 = -f^{abc} f^{aep} f^{der} f^{dgh} \mathbf{T}_1^p \mathbf{T}_2^b \mathbf{T}_3^c \mathbf{T}_4^r \mathbf{T}_5^g \mathbf{T}_6^h. \quad (\text{A.30})$$

A.2 Basis Cwebs

In this section, we list down all the new basis Cwebs that are appearing at five loops.

(16) $W_6^{(5,0,0)}(1,1,2,2,2,2)$

This Cweb consists of five two-point correlators and six Wilson lines thus, and it is a basis Cweb. This Cweb has sixteen diagrams, one of the diagrams is shown in fig. (23). The sequences of diagrams and their corresponding s -factors are provided in table (20).

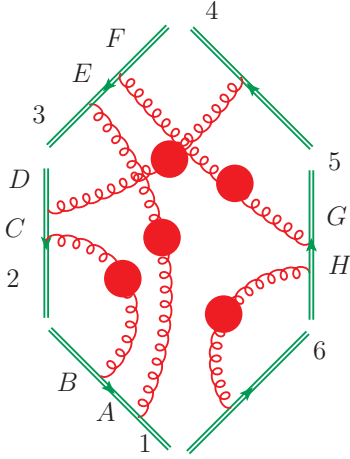


Figure 23. $W_6^{(5,0,0)}(1,1,2,2,2,2)$

Diagrams	Sequences	s -factors
d_1	$\{\{AB\}, \{CD\}, \{EF\}, \{GH\}\}$	4
d_2	$\{\{AB\}, \{CD\}, \{EF\}, \{HG\}\}$	11
d_3	$\{\{AB\}, \{CD\}, \{FE\}, \{GH\}\}$	16
d_4	$\{\{AB\}, \{CD\}, \{FE\}, \{HG\}\}$	9
d_5	$\{\{AB\}, \{DC\}, \{EF\}, \{GH\}\}$	1
d_6	$\{\{AB\}, \{DC\}, \{EF\}, \{HG\}\}$	4
d_7	$\{\{AB\}, \{DC\}, \{FE\}, \{GH\}\}$	9
d_8	$\{\{AB\}, \{DC\}, \{FE\}, \{HG\}\}$	6
d_9	$\{\{BA\}, \{CD\}, \{EF\}, \{GH\}\}$	6
d_{10}	$\{\{BA\}, \{CD\}, \{EF\}, \{HG\}\}$	9
d_{11}	$\{\{BA\}, \{CD\}, \{FE\}, \{GH\}\}$	4
d_{12}	$\{\{BA\}, \{CD\}, \{FE\}, \{HG\}\}$	1
d_{13}	$\{\{BA\}, \{DC\}, \{EF\}, \{GH\}\}$	9
d_{14}	$\{\{BA\}, \{DC\}, \{EF\}, \{HG\}\}$	16
d_{15}	$\{\{BA\}, \{DC\}, \{FE\}, \{GH\}\}$	11
d_{16}	$\{\{BA\}, \{DC\}, \{FE\}, \{HG\}\}$	4

Table 20. Sequences and s -factors

The mixing matrix R , the diagonalizing matrix Y and the diagonal matrix D for the Cweb mentioned above are

$$R = \frac{1}{60} \begin{pmatrix} 3 & -3 & -3 & 3 & -3 & 3 & 3 & -3 & -3 & 3 & 3 & -3 & 3 & -3 & -3 & 3 \\ -2 & 2 & 2 & -2 & 2 & -2 & -2 & 2 & 2 & -2 & -2 & 2 & -2 & 2 & 2 & -2 \\ -2 & 2 & 2 & -2 & 2 & -2 & -2 & 2 & 2 & -2 & -2 & 2 & -2 & 2 & 2 & -2 \\ 3 & -3 & -3 & 3 & -3 & 3 & 3 & -3 & -3 & 3 & 3 & -3 & 3 & -3 & -3 & 3 \\ -12 & 12 & 12 & -12 & 12 & -12 & -12 & 12 & 12 & -12 & -12 & 12 & 12 & -12 & 12 & -12 \\ 3 & -3 & -3 & 3 & -3 & 3 & 3 & -3 & -3 & 3 & 3 & -3 & 3 & -3 & -3 & 3 \\ 3 & -3 & -3 & 3 & -3 & 3 & 3 & -3 & -3 & 3 & 3 & -3 & 3 & -3 & -3 & 3 \\ -2 & 2 & 2 & -2 & 2 & -2 & -2 & 2 & 2 & -2 & -2 & 2 & -2 & 2 & 2 & -2 \\ -2 & 2 & 2 & -2 & 2 & -2 & -2 & 2 & 2 & -2 & -2 & 2 & -2 & 2 & 2 & -2 \\ 3 & -3 & -3 & 3 & -3 & 3 & 3 & -3 & -3 & 3 & 3 & -3 & 3 & -3 & -3 & 3 \\ 3 & -3 & -3 & 3 & -3 & 3 & 3 & -3 & -3 & 3 & 3 & -3 & 3 & -3 & -3 & 3 \\ -12 & 12 & 12 & -12 & 12 & -12 & -12 & 12 & 12 & -12 & -12 & 12 & 12 & -12 & 12 & -12 \\ 3 & -3 & -3 & 3 & -3 & 3 & 3 & -3 & -3 & 3 & 3 & -3 & 3 & -3 & -3 & 3 \\ -2 & 2 & 2 & -2 & 2 & -2 & -2 & 2 & 2 & -2 & -2 & 2 & -2 & 2 & 2 & -2 \\ -2 & 2 & 2 & -2 & 2 & -2 & -2 & 2 & 2 & -2 & -2 & 2 & -2 & 2 & 2 & -2 \\ 3 & -3 & -3 & 3 & -3 & 3 & 3 & -3 & -3 & 3 & 3 & -3 & 3 & -3 & -3 & 3 \end{pmatrix}, \quad (\text{A.31})$$

$$Y = \frac{1}{3} \begin{pmatrix} 3 & -3 & -3 & 3 & -3 & 3 & 3 & -3 & -3 & 3 & 3 & -3 & 3 & -3 & -3 & 3 \\ -3 & 0 & 0 & 0 & 0 & 0 & 0 & 0 & 0 & 0 & 0 & 0 & 0 & 0 & 0 & 3 \\ 2 & 0 & 0 & 0 & 0 & 0 & 0 & 0 & 0 & 0 & 0 & 0 & 0 & 0 & 3 & 0 \\ 2 & 0 & 0 & 0 & 0 & 0 & 0 & 0 & 0 & 0 & 0 & 0 & 0 & 0 & 3 & 0 \\ -3 & 0 & 0 & 0 & 0 & 0 & 0 & 0 & 0 & 0 & 0 & 0 & 0 & 0 & 3 & 0 \\ 12 & 0 & 0 & 0 & 0 & 0 & 0 & 0 & 0 & 0 & 3 & 0 & 0 & 0 & 0 & 0 \\ -3 & 0 & 0 & 0 & 0 & 0 & 0 & 0 & 0 & 0 & 3 & 0 & 0 & 0 & 0 & 0 \\ -3 & 0 & 0 & 0 & 0 & 0 & 0 & 0 & 0 & 0 & 3 & 0 & 0 & 0 & 0 & 0 \\ 2 & 0 & 0 & 0 & 0 & 0 & 0 & 0 & 3 & 0 & 0 & 0 & 0 & 0 & 0 & 0 \\ 2 & 0 & 0 & 0 & 0 & 0 & 0 & 3 & 0 & 0 & 0 & 0 & 0 & 0 & 0 & 0 \\ -3 & 0 & 0 & 0 & 0 & 0 & 3 & 0 & 0 & 0 & 0 & 0 & 0 & 0 & 0 & 0 \\ -3 & 0 & 0 & 0 & 0 & 0 & 3 & 0 & 0 & 0 & 0 & 0 & 0 & 0 & 0 & 0 \\ 12 & 0 & 0 & 0 & 3 & 0 & 0 & 0 & 0 & 0 & 0 & 0 & 0 & 0 & 0 & 0 \\ -3 & 0 & 0 & 3 & 0 & 0 & 0 & 0 & 0 & 0 & 0 & 0 & 0 & 0 & 0 & 0 \\ 2 & 0 & 3 & 0 & 0 & 0 & 0 & 0 & 0 & 0 & 0 & 0 & 0 & 0 & 0 & 0 \\ 2 & 3 & 0 & 0 & 0 & 0 & 0 & 0 & 0 & 0 & 0 & 0 & 0 & 0 & 0 & 0 \end{pmatrix}, \quad D = (\mathbf{1}_1, 0). \quad (\text{A.32})$$

The only exponentiated colour factor of this Cweb is

$$(YC)_1 = -f^{abr} f^{adp} f^{deg} f^{ecm} \mathbf{T}_1^p \mathbf{T}_2^r \mathbf{T}_3^q \mathbf{T}_4^b \mathbf{T}_5^m \mathbf{T}_6^e. \quad (\text{A.33})$$

(17) $\mathbf{W}_{6,\mathbf{I}}^{(5,0,0)}(1,1,1,2,2,3)$

This Cweb is again a basis Cweb, and it has twenty-four diagrams as there are three attachments on line 1, two on line 2, and two on line 3. One of the diagrams is shown in fig. (24). The sequences of diagrams and their corresponding s -factors are provided in table (21).

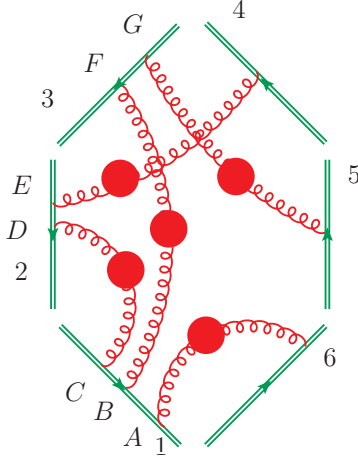


Figure 24. $W_{6,I}^{(5,0,0)}(1,1,1,2,2,3)$

Diagrams	Sequences	s-factors
d_1	$\{\{ABC\}, \{DE\}, \{FG\}\}$	8
d_2	$\{\{ABC\}, \{DE\}, \{GF\}\}$	7
d_3	$\{\{ABC\}, \{ED\}, \{FG\}\}$	2
d_4	$\{\{ABC\}, \{ED\}, \{GF\}\}$	3
d_5	$\{\{ACB\}, \{DE\}, \{FG\}\}$	4
d_6	$\{\{ACB\}, \{DE\}, \{GF\}\}$	11
d_7	$\{\{ACB\}, \{ED\}, \{FG\}\}$	1
d_8	$\{\{ACB\}, \{DE\}, \{GF\}\}$	4
d_9	$\{\{BAC\}, \{DE\}, \{FG\}\}$	8
d_{10}	$\{\{BAC\}, \{DE\}, \{GF\}\}$	2
d_{11}	$\{\{BAC\}, \{ED\}, \{FG\}\}$	7
d_{12}	$\{\{BAC\}, \{ED\}, \{GF\}\}$	3
d_{13}	$\{\{BCA\}, \{DE\}, \{FG\}\}$	4
d_{14}	$\{\{BCA\}, \{DE\}, \{GF\}\}$	1
d_{15}	$\{\{BCA\}, \{ED\}, \{FG\}\}$	11
d_{16}	$\{\{BCA\}, \{ED\}, \{GF\}\}$	4
d_{17}	$\{\{CAB\}, \{DE\}, \{FG\}\}$	3
d_{18}	$\{\{CAB\}, \{DE\}, \{GF\}\}$	7
d_{19}	$\{\{CAB\}, \{ED\}, \{FG\}\}$	2
d_{20}	$\{\{CAB\}, \{ED\}, \{GF\}\}$	8
d_{21}	$\{\{CBA\}, \{DE\}, \{FG\}\}$	3
d_{22}	$\{\{CBA\}, \{DE\}, \{GF\}\}$	2
d_{23}	$\{\{CBA\}, \{ED\}, \{FG\}\}$	7
d_{24}	$\{\{CBA\}, \{ED\}, \{GF\}\}$	8

Table 21. Sequences and s-factors

The mixing matrix R , the diagonalizing matrix Y and the diagonal matrix D for the Cweb mentioned above are

$$R = \frac{1}{60} \begin{pmatrix} 1 & -1 & -1 & 1 & -2 & 2 & 2 & -2 & 1 & -1 & -1 & 1 & -2 & 2 & 2 & -2 & 1 & -1 & -1 & 1 & 1 & -1 & -1 & 1 \\ -4 & 4 & 4 & -4 & 3 & -3 & -3 & 3 & 1 & -1 & -1 & 1 & 3 & -3 & -3 & 3 & 1 & -1 & -1 & 1 & -4 & 4 & 4 & -4 \\ -9 & 9 & 9 & -9 & 3 & -3 & -3 & 3 & 6 & -6 & -6 & 6 & 3 & -3 & -3 & 3 & 6 & -6 & -6 & 6 & -9 & 9 & 9 & -9 \\ 6 & -6 & -6 & 6 & -2 & 2 & 2 & -2 & -4 & 4 & 4 & -4 & -2 & 2 & 2 & -2 & -4 & 4 & 4 & -4 & 6 & -6 & -6 & 6 \\ -4 & 4 & 4 & -4 & 3 & -3 & -3 & 3 & 1 & -1 & -1 & 1 & 3 & -3 & -3 & 3 & 1 & -1 & -1 & 1 & -4 & 4 & 4 & -4 \\ 1 & -1 & -1 & 1 & -2 & 2 & 2 & -2 & 1 & -1 & -1 & 1 & -2 & 2 & 2 & -2 & 1 & -1 & -1 & 1 & 1 & -1 & -1 & 1 \\ 6 & -6 & -6 & 6 & -12 & 12 & 12 & -12 & 6 & -6 & -6 & 6 & -12 & 12 & 12 & -12 & 6 & -6 & -6 & 6 & 6 & -6 & -6 & 6 \\ 1 & -1 & -1 & 1 & 3 & -3 & -3 & 3 & -4 & 4 & 4 & -4 & 3 & -3 & -3 & 3 & -4 & 4 & 4 & -4 & 1 & -1 & -1 & 1 \\ 1 & -1 & -1 & 1 & -2 & 2 & 2 & -2 & 1 & -1 & -1 & 1 & -2 & 2 & 2 & -2 & 1 & -1 & -1 & 1 & 1 & -1 & -1 & 1 \\ 6 & -6 & -6 & 6 & 3 & -3 & -3 & 3 & -9 & 9 & 9 & -9 & 3 & -3 & -3 & 3 & -9 & 9 & 9 & -9 & 6 & -6 & -6 & 6 \\ 1 & -1 & -1 & 1 & 3 & -3 & -3 & 3 & -4 & 4 & 4 & -4 & 3 & -3 & -3 & 3 & -4 & 4 & 4 & -4 & 1 & -1 & -1 & 1 \\ -4 & 4 & 4 & -4 & -2 & 2 & 2 & -2 & 6 & -6 & -6 & 6 & -2 & 2 & 2 & -2 & 6 & -6 & -6 & 6 & -4 & 4 & 4 & -4 \\ 1 & -1 & -1 & 1 & 3 & -3 & -3 & 3 & -4 & 4 & 4 & -4 & 3 & -3 & -3 & 3 & -4 & 4 & 4 & -4 & 1 & -1 & -1 & 1 \\ 6 & -6 & -6 & 6 & -12 & 12 & 12 & -12 & 6 & -6 & -6 & 6 & -12 & 12 & 12 & -12 & 6 & -6 & -6 & 6 & 6 & -6 & -6 & 6 \\ 1 & -1 & -1 & 1 & -2 & 2 & 2 & -2 & 1 & -1 & -1 & 1 & -2 & 2 & 2 & -2 & 1 & -1 & -1 & 1 & 1 & -1 & -1 & 1 \\ -4 & 4 & 4 & -4 & 3 & -3 & -3 & 3 & 1 & -1 & -1 & 1 & 3 & -3 & -3 & 3 & 1 & -1 & -1 & 1 & -4 & 4 & 4 & -4 \\ -4 & 4 & 4 & -4 & -2 & 2 & 2 & -2 & 6 & -6 & -6 & 6 & -2 & 2 & 2 & -2 & 6 & -6 & -6 & 6 & -4 & 4 & 4 & -4 \\ 1 & -1 & -1 & 1 & 3 & -3 & -3 & 3 & -4 & 4 & 4 & -4 & 3 & -3 & -3 & 3 & -4 & 4 & 4 & -4 & 1 & -1 & -1 & 1 \\ 6 & -6 & -6 & 6 & 3 & -3 & -3 & 3 & -9 & 9 & 9 & -9 & 3 & -3 & -3 & 3 & -9 & 9 & 9 & -9 & 6 & -6 & -6 & 6 \\ 1 & -1 & -1 & 1 & -2 & 2 & 2 & -2 & 1 & -1 & -1 & 1 & -2 & 2 & 2 & -2 & 1 & -1 & -1 & 1 & 1 & -1 & -1 & 1 \\ 6 & -6 & -6 & 6 & -2 & 2 & 2 & -2 & -4 & 4 & 4 & -4 & -2 & 2 & 2 & -2 & -4 & 4 & 4 & -4 & 6 & -6 & -6 & 6 \\ -9 & 9 & 9 & -9 & 3 & -3 & -3 & 3 & 6 & -6 & -6 & 6 & 3 & -3 & -3 & 3 & 6 & -6 & -6 & 6 & -9 & 9 & 9 & -9 \\ -4 & 4 & 4 & -4 & 3 & -3 & -3 & 3 & 1 & -1 & -1 & 1 & 3 & -3 & -3 & 3 & 1 & -1 & -1 & 1 & -4 & 4 & 4 & -4 \\ 1 & -1 & -1 & 1 & -2 & 2 & 2 & -2 & 1 & -1 & -1 & 1 & -2 & 2 & 2 & -2 & 1 & -1 & -1 & 1 & 1 & -1 & -1 & 1 \end{pmatrix}, \quad (\text{A.34})$$

$$Y = \begin{pmatrix} 1 & -1 & -1 & 1 & -1 & 1 & 1 & -1 & 0 & 0 & 0 & 0 & -1 & 1 & 1 & -1 & 0 & 0 & 0 & 0 & 1 & -1 & -1 & 1 \\ 0 & 0 & 0 & 0 & -1 & 1 & 1 & -1 & 1 & -1 & -1 & 1 & -1 & 1 & 1 & -1 & 1 & -1 & 1 & 0 & 0 & 0 & 0 & 0 \\ -1 & 0 & 0 & 0 & 0 & 0 & 0 & 0 & 0 & 0 & 0 & 0 & 0 & 0 & 0 & 0 & 0 & 0 & 0 & 0 & 0 & 0 & 1 \\ 0 & -1 & 0 & 0 & 0 & 0 & 0 & 0 & 0 & 0 & 0 & 0 & 0 & 0 & 0 & 0 & 0 & 0 & 0 & 0 & 0 & 1 & 0 \\ -3 & -3 & 0 & 0 & 0 & 0 & 0 & 0 & 0 & 0 & 0 & 0 & 0 & 0 & 0 & 0 & 0 & 0 & 0 & 0 & 0 & 1 & 0 \\ 2 & 2 & 0 & 0 & 0 & 0 & 0 & 0 & 0 & 0 & 0 & 0 & 0 & 0 & 0 & 0 & 0 & 0 & 0 & 0 & 1 & 0 & 0 \\ -1 & 0 & 0 & 0 & 0 & 0 & 0 & 0 & 0 & 0 & 0 & 0 & 0 & 0 & 0 & 0 & 0 & 0 & 0 & 1 & 0 & 0 & 0 \\ 6 & 3 & 0 & 0 & 0 & 0 & 0 & 0 & 0 & 0 & 0 & 0 & 0 & 0 & 0 & 0 & 0 & 0 & 1 & 0 & 0 & 0 & 0 \\ 3 & 1 & 0 & 0 & 0 & 0 & 0 & 0 & 0 & 0 & 0 & 0 & 0 & 0 & 0 & 0 & 0 & 1 & 0 & 0 & 0 & 0 & 0 \\ -4 & -2 & 0 & 0 & 0 & 0 & 0 & 0 & 0 & 0 & 0 & 0 & 0 & 0 & 0 & 0 & 1 & 0 & 0 & 0 & 0 & 0 & 0 \\ 0 & -1 & 0 & 0 & 0 & 0 & 0 & 0 & 0 & 0 & 0 & 0 & 0 & 0 & 1 & 0 & 0 & 0 & 0 & 0 & 0 & 0 & 0 \\ -1 & 0 & 0 & 0 & 0 & 0 & 0 & 0 & 0 & 0 & 0 & 0 & 0 & 1 & 0 & 0 & 0 & 0 & 0 & 0 & 0 & 0 & 0 \\ -6 & 0 & 0 & 0 & 0 & 0 & 0 & 0 & 0 & 0 & 0 & 0 & 1 & 0 & 0 & 0 & 0 & 0 & 0 & 0 & 0 & 0 & 0 \\ 3 & 1 & 0 & 0 & 0 & 0 & 0 & 0 & 0 & 0 & 0 & 1 & 0 & 0 & 0 & 0 & 0 & 0 & 0 & 0 & 0 & 0 & 0 \\ -4 & -2 & 0 & 0 & 0 & 0 & 0 & 0 & 0 & 0 & 0 & 1 & 0 & 0 & 0 & 0 & 0 & 0 & 0 & 0 & 0 & 0 & 0 \\ 3 & 1 & 0 & 0 & 0 & 0 & 0 & 0 & 0 & 0 & 1 & 0 & 0 & 0 & 0 & 0 & 0 & 0 & 0 & 0 & 0 & 0 & 0 \\ 6 & 3 & 0 & 0 & 0 & 0 & 0 & 0 & 0 & 1 & 0 & 0 & 0 & 0 & 0 & 0 & 0 & 0 & 0 & 0 & 0 & 0 & 0 \\ -1 & 0 & 0 & 0 & 0 & 0 & 0 & 0 & 1 & 0 & 0 & 0 & 0 & 0 & 0 & 0 & 0 & 0 & 0 & 0 & 0 & 0 & 0 \\ 3 & 1 & 0 & 0 & 0 & 0 & 0 & 1 & 0 & 0 & 0 & 0 & 0 & 0 & 0 & 0 & 0 & 0 & 0 & 0 & 0 & 0 & 0 \\ -6 & 0 & 0 & 0 & 0 & 0 & 1 & 0 & 0 & 0 & 0 & 0 & 0 & 0 & 0 & 0 & 0 & 0 & 0 & 0 & 0 & 0 & 0 \\ -1 & 0 & 0 & 0 & 0 & 1 & 0 & 0 & 0 & 0 & 0 & 0 & 0 & 0 & 0 & 0 & 0 & 0 & 0 & 0 & 0 & 0 & 0 \\ 0 & -1 & 0 & 0 & 1 & 0 & 0 & 0 & 0 & 0 & 0 & 0 & 0 & 0 & 0 & 0 & 0 & 0 & 0 & 0 & 0 & 0 & 0 \\ 2 & 2 & 0 & 1 & 0 & 0 & 0 & 0 & 0 & 0 & 0 & 0 & 0 & 0 & 0 & 0 & 0 & 0 & 0 & 0 & 0 & 0 & 0 \\ -3 & -3 & 1 & 0 & 0 & 0 & 0 & 0 & 0 & 0 & 0 & 0 & 0 & 0 & 0 & 0 & 0 & 0 & 0 & 0 & 0 & 0 & 0 \end{pmatrix}, \quad D = (1_2, 0). \quad (\text{A.35})$$

The two exponentiated colour factors of this Cweb are

$$(YC)_1 = f^{abr} f^{adp} f^{dcq} f^{pej} \mathbf{T}_1^j \mathbf{T}_2^r \mathbf{T}_3^q \mathbf{T}_4^b \mathbf{T}_5^c \mathbf{T}_6^e + f^{abr} f^{aem} f^{dcq} f^{dmor} \mathbf{T}_1^o \mathbf{T}_2^r \mathbf{T}_3^q \mathbf{T}_4^b \mathbf{T}_5^c \mathbf{T}_6^e, \\ (YC)_2 = f^{abr} f^{aem} f^{dcq} f^{dmor} \mathbf{T}_1^o \mathbf{T}_2^r \mathbf{T}_3^q \mathbf{T}_4^b \mathbf{T}_5^c \mathbf{T}_6^e. \quad (\text{A.36})$$

$$(18) \quad W_{6,\Pi}^{(5,0,0)}(1, 1, 1, 2, 2, 3)$$

This Cweb is the third basis Cweb appearing at five loops and six lines. This Cweb again has twenty-four diagrams. One of the diagrams is shown in fig. (25). The sequences of diagrams and their corresponding s -factors are provided in table (22).

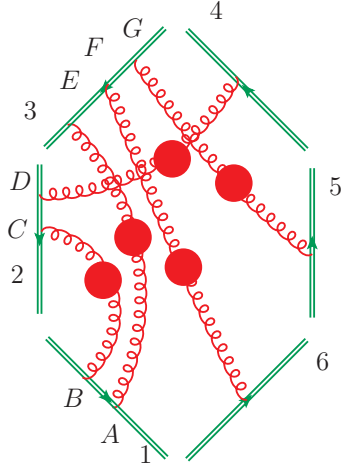


Figure 25. $W_{6,\Pi}^{(5,0,0)}(1, 1, 1, 2, 2, 3)$

Diagrams	Sequences	s -factors
d_1	$\{\{AB\}, \{CD\}, \{EFG\}\}$	4
d_2	$\{\{AB\}, \{CD\}, \{EGF\}\}$	4
d_3	$\{\{AB\}, \{CD\}, \{FEG\}\}$	7
d_4	$\{\{AB\}, \{CD\}, \{FGE\}\}$	9
d_5	$\{\{AB\}, \{CD\}, \{GEF\}\}$	7
d_6	$\{\{AB\}, \{CD\}, \{GFE\}\}$	9
d_7	$\{\{AB\}, \{DC\}, \{EFG\}\}$	1
d_8	$\{\{AB\}, \{DC\}, \{EGF\}\}$	1
d_9	$\{\{AB\}, \{DC\}, \{FEG\}\}$	3
d_{10}	$\{\{AB\}, \{DC\}, \{FGE\}\}$	6
d_{11}	$\{\{AB\}, \{DC\}, \{GEF\}\}$	3
d_{12}	$\{\{AB\}, \{DC\}, \{GFE\}\}$	6
d_{13}	$\{\{BA\}, \{CD\}, \{EFG\}\}$	6
d_{14}	$\{\{BA\}, \{CD\}, \{EGF\}\}$	6
d_{15}	$\{\{BA\}, \{CD\}, \{FEG\}\}$	3
d_{16}	$\{\{BA\}, \{CD\}, \{FGE\}\}$	1
d_{17}	$\{\{BA\}, \{CD\}, \{GEF\}\}$	3
d_{18}	$\{\{BA\}, \{CD\}, \{GFE\}\}$	1
d_{19}	$\{\{BA\}, \{DC\}, \{EFG\}\}$	9
d_{20}	$\{\{BA\}, \{DC\}, \{EGF\}\}$	9
d_{21}	$\{\{BA\}, \{DC\}, \{FEG\}\}$	7
d_{22}	$\{\{BA\}, \{DC\}, \{FGE\}\}$	4
d_{23}	$\{\{BA\}, \{DC\}, \{GEF\}\}$	7
d_{24}	$\{\{BA\}, \{DC\}, \{FGE\}\}$	4

Table 22. Sequences and s -factors

The mixing matrix R , the diagonalizing matrix Y and the diagonal matrix D for the Cweb mentioned above are

[illegible]

[illegible]

The two exponentiated colour factors of this Cweb are

$$\begin{aligned}(YC)_1 &= f^{abr} f^{adp} f^{dem} f^{mcn} \mathbf{T}_1^p \mathbf{T}_2^r \mathbf{T}_3^n \mathbf{T}_4^b \mathbf{T}_5^c \mathbf{T}_6^e + f^{abr} f^{aem} f^{dcq} f^{qeo} \mathbf{T}_1^o \mathbf{T}_2^r \mathbf{T}_3^q \mathbf{T}_4^b \mathbf{T}_5^c \mathbf{T}_6^e, \\(YC)_2 &= f^{abr} f^{aem} f^{dcq} f^{qeo} \mathbf{T}_1^o \mathbf{T}_2^r \mathbf{T}_3^q \mathbf{T}_4^b \mathbf{T}_5^c \mathbf{T}_6^e.\end{aligned}\quad (\text{A.39})$$

$$(19) \quad W_6^{(5,0,0)}(1, 1, 1, 1, \mathbf{2}, 4)$$

This Cweb is the fourth basis Cweb appearing at five loops and six lines it has forty-eight diagrams as there are four attachments on line 1 and two on line 3. One of the diagrams is shown in fig. (26). The sequences of diagrams and their corresponding s -factors are provided in table (23).

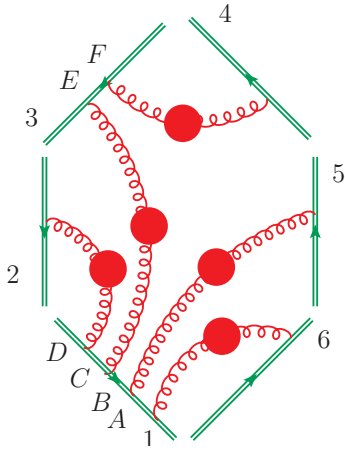


Figure 26. $W_6^{(5,0,0)}(1, 1, 1, 1, 2, 4)$

Diagrams	Sequences	s -factors
d_1	$\{\{ABCD\}, \{EF\}\}$	3
d_2	$\{\{ABCD\}, \{FE\}\}$	2
d_3	$\{\{ABDC\}, \{EF\}\}$	3
d_4	$\{\{ABDC\}, \{FE\}\}$	2
d_5	$\{\{ACBD\}, \{EF\}\}$	2
d_6	$\{\{ACBD\}, \{FE\}\}$	3
d_7	$\{\{ACDB\}, \{EF\}\}$	1
d_8	$\{\{ACDB\}, \{FE\}\}$	4
d_9	$\{\{ADBC\}, \{EF\}\}$	2
d_{10}	$\{\{ADBC\}, \{FE\}\}$	3
d_{11}	$\{\{ADCB\}, \{EF\}\}$	1
d_{12}	$\{\{ADCB\}, \{FE\}\}$	4
d_{13}	$\{\{BACD\}, \{EF\}\}$	4
d_{14}	$\{\{BACD\}, \{FE\}\}$	1
d_{15}	$\{\{BADC\}, \{EF\}\}$	4
d_{16}	$\{\{BADC\}, \{FE\}\}$	1
d_{17}	$\{\{BCAD\}, \{EF\}\}$	4
d_{18}	$\{\{BCAD\}, \{FE\}\}$	1
d_{19}	$\{\{BCDA\}, \{EF\}\}$	4
d_{20}	$\{\{BCDA\}, \{FE\}\}$	1
d_{21}	$\{\{BDAC\}, \{EF\}\}$	4
d_{22}	$\{\{BDAC\}, \{FE\}\}$	1
d_{23}	$\{\{BDCA\}, \{EF\}\}$	4
d_{24}	$\{\{BDCA\}, \{FE\}\}$	1
d_{25}	$\{\{CABD\}, \{EF\}\}$	2
d_{26}	$\{\{CABD\}, \{FE\}\}$	3
d_{27}	$\{\{CADB\}, \{EF\}\}$	1
d_{28}	$\{\{CADB\}, \{FE\}\}$	4
d_{29}	$\{\{CBAD\}, \{EF\}\}$	3
d_{30}	$\{\{CBAD\}, \{FE\}\}$	2
d_{31}	$\{\{CBDA\}, \{EF\}\}$	3
d_{32}	$\{\{CBDA\}, \{FE\}\}$	2
d_{33}	$\{\{CDAB\}, \{EF\}\}$	1
d_{34}	$\{\{CDAB\}, \{FE\}\}$	4
d_{35}	$\{\{CDBA\}, \{EF\}\}$	2
d_{36}	$\{\{CDBA\}, \{FE\}\}$	3
d_{37}	$\{\{DABC\}, \{EF\}\}$	2
d_{38}	$\{\{DABC\}, \{FE\}\}$	3
d_{39}	$\{\{DACB\}, \{EF\}\}$	1
d_{40}	$\{\{DACB\}, \{FE\}\}$	4
d_{41}	$\{\{DBAC\}, \{EF\}\}$	3
d_{42}	$\{\{DBAC\}, \{FE\}\}$	2
d_{43}	$\{\{DBC A\}, \{EF\}\}$	3
d_{44}	$\{\{DBC A\}, \{FE\}\}$	2
d_{45}	$\{\{DCAB\}, \{EF\}\}$	1
d_{46}	$\{\{DCAB\}, \{FE\}\}$	4
d_{47}	$\{\{DCBA\}, \{EF\}\}$	2
d_{48}	$\{\{DCBA\}, \{FE\}\}$	3

Table 23. Sequences and s -factors

The mixing matrix R , the diagonalizing matrix Y and the diagonal matrix D for the Cweb mentioned above are

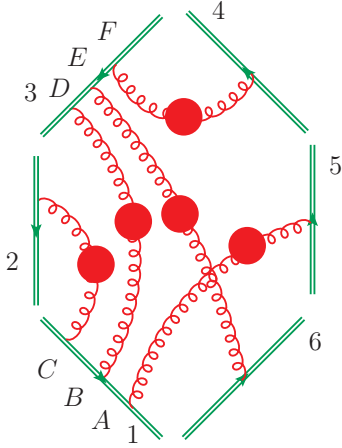


Figure 27. $W_6^{(5,0,0)}(1, 1, 1, 1, 3, 3)$

Diagrams	Sequences	s -factors
d_1	$\{\{ABC\}, \{DEF\}\}$	3
d_2	$\{\{ABC\}, \{DFE\}\}$	3
d_3	$\{\{ABC\}, \{EDF\}\}$	4
d_4	$\{\{ABC\}, \{EFD\}\}$	3
d_5	$\{\{ABC\}, \{FDE\}\}$	4
d_6	$\{\{ABC\}, \{FED\}\}$	3
d_7	$\{\{ACB\}, \{DEF\}\}$	1
d_8	$\{\{ACB\}, \{DFE\}\}$	1
d_9	$\{\{ACB\}, \{EDF\}\}$	3
d_{10}	$\{\{ACB\}, \{EFD\}\}$	6
d_{11}	$\{\{ACB\}, \{FDE\}\}$	3
d_{12}	$\{\{ACB\}, \{FED\}\}$	6
d_{13}	$\{\{BAC\}, \{DEF\}\}$	6
d_{14}	$\{\{BAC\}, \{DFE\}\}$	6
d_{15}	$\{\{BAC\}, \{EDF\}\}$	3
d_{16}	$\{\{BAC\}, \{EFD\}\}$	1
d_{17}	$\{\{BAC\}, \{FDE\}\}$	3
d_{18}	$\{\{BAC\}, \{FED\}\}$	1
d_{19}	$\{\{BCA\}, \{DEF\}\}$	6
d_{20}	$\{\{BCA\}, \{DFE\}\}$	6
d_{21}	$\{\{BCA\}, \{EDF\}\}$	3
d_{22}	$\{\{BCA\}, \{EFD\}\}$	1
d_{23}	$\{\{BCA\}, \{FDE\}\}$	3
d_{24}	$\{\{BCA\}, \{FED\}\}$	1
d_{25}	$\{\{CAB\}, \{DEF\}\}$	1
d_{26}	$\{\{CAB\}, \{DFE\}\}$	1
d_{27}	$\{\{CAB\}, \{EDF\}\}$	3
d_{28}	$\{\{CAB\}, \{EFD\}\}$	6
d_{29}	$\{\{CAB\}, \{FDE\}\}$	3
d_{30}	$\{\{CAB\}, \{FED\}\}$	6
d_{31}	$\{\{CBA\}, \{DFE\}\}$	3
d_{32}	$\{\{CBA\}, \{DEF\}\}$	3
d_{33}	$\{\{CBA\}, \{EDF\}\}$	4
d_{34}	$\{\{CBA\}, \{EFD\}\}$	3
d_{35}	$\{\{CBA\}, \{FDE\}\}$	4
d_{36}	$\{\{CBA\}, \{FED\}\}$	3

Table 24. Sequences and s -factors

The mixing matrix R , the diagonalizing matrix Y and the diagonal matrix D for the Cweb mentioned above are

[illegible]

[illegible]

The four exponentiated colour factors of this Cweb are

$$\begin{aligned}
(YC)_1 &= + f^{arn} f^{cdp} f^{ebr} f^{pbm} \mathbf{T}_1^n \mathbf{T}_2^a \mathbf{T}_3^m \mathbf{T}_4^d \mathbf{T}_5^e \mathbf{T}_6^c, \\
(YC)_2 &= + f^{arn} f^{cdp} f^{ebr} f^{pbm} \mathbf{T}_1^n \mathbf{T}_2^a \mathbf{T}_3^m \mathbf{T}_4^d \mathbf{T}_5^e \mathbf{T}_6^c - f^{arn} f^{cbj} f^{ebr} f^{jdo} \mathbf{T}_1^n \mathbf{T}_2^a \mathbf{T}_3^o \mathbf{T}_4^d \mathbf{T}_5^e \mathbf{T}_6^c, \\
(YC)_3 &= - f^{abq} f^{cdp} f^{eqk} f^{pbm} \mathbf{T}_1^k \mathbf{T}_2^a \mathbf{T}_3^m \mathbf{T}_4^d \mathbf{T}_5^e \mathbf{T}_6^c + f^{arn} f^{cdp} f^{ebr} f^{pbm} \mathbf{T}_1^n \mathbf{T}_2^a \mathbf{T}_3^m \mathbf{T}_4^d \mathbf{T}_5^e \mathbf{T}_6^c, \\
(YC)_4 &= - f^{abq} f^{cdp} f^{eqk} f^{pbm} \mathbf{T}_1^k \mathbf{T}_2^a \mathbf{T}_3^m \mathbf{T}_4^d \mathbf{T}_5^e \mathbf{T}_6^c + f^{abq} f^{cbj} f^{eqk} f^{jdo} \mathbf{T}_1^k \mathbf{T}_2^a \mathbf{T}_3^o \mathbf{T}_4^d \mathbf{T}_5^e \mathbf{T}_6^c \\
&\quad + f^{arn} f^{cdp} f^{ebr} f^{pbm} \mathbf{T}_1^n \mathbf{T}_2^a \mathbf{T}_3^m \mathbf{T}_4^d \mathbf{T}_5^e \mathbf{T}_6^c + f^{arn} f^{cbj} f^{ebr} f^{jdo} \mathbf{T}_1^n \mathbf{T}_2^a \mathbf{T}_3^o \mathbf{T}_4^d \mathbf{T}_5^e \mathbf{T}_6^c,
\end{aligned} \tag{A.46}$$

(21) $\mathbf{W}_6^{(5,0,0)}(1, 1, 1, 1, 1, 5)$

This Cweb is the sixth and last basis Cweb appearing at five loops and six lines it has one hundred-twenty diagrams as there are five attachments on line-one. One of the diagrams is shown in fig. (28). This Cweb has the largest mixing matrix computed at five loops and six lines. The dimension of this mixing matrix is 120×120 , and there are twenty-four ECFs associated with this Cweb. The s -factors of all 120 diagrams is one.

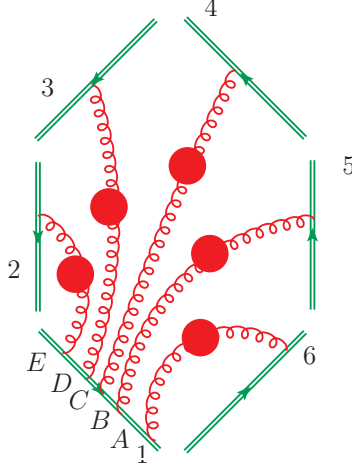


Figure 28. The sixth basis Cweb $\mathbf{W}_6^{(5,0,0)}(1, 1, 1, 1, 1, 5)$ at five loops and six lines

The mixing matrix and the diagonalizing matrix of this Cweb is 120×120 each. This mixing matrix is too large to report, and we present it in the attached ancillary file. The twenty-four ECFs and sequences for the 120 diagrams with their corresponding s -factors are given in the tables (25) and (26).

Diagrams	Sequences	s -factors	Diagrams	Sequences	s -factors
d_1	$\{\{ABCDE\}\}$	1	d_{31}	$\{\{BCADE\}\}$	1
d_2	$\{\{ABCED\}\}$	1	d_{32}	$\{\{BCAED\}\}$	1
d_3	$\{\{ABDCE\}\}$	1	d_{33}	$\{\{BCDAE\}\}$	1
d_4	$\{\{ABDEC\}\}$	1	d_{34}	$\{\{BCDEA\}\}$	1
d_5	$\{\{ABECD\}\}$	1	d_{35}	$\{\{BCEAD\}\}$	1
d_6	$\{\{ABEDC\}\}$	1	d_{36}	$\{\{BCEDA\}\}$	1
d_7	$\{\{ACDBE\}\}$	1	d_{37}	$\{\{BDACE\}\}$	1
d_8	$\{\{ACBED\}\}$	1	d_{38}	$\{\{BDAEC\}\}$	1
d_9	$\{\{ACDBE\}\}$	1	d_{39}	$\{\{BDCAE\}\}$	1
d_{10}	$\{\{ACDEB\}\}$	1	d_{40}	$\{\{BDC EA\}\}$	1
d_{11}	$\{\{ACEBD\}\}$	1	d_{41}	$\{\{BDEAC\}\}$	1
d_{12}	$\{\{ACEDB\}\}$	1	d_{42}	$\{\{BDECA\}\}$	1
d_{13}	$\{\{ADBCE\}\}$	1	d_{43}	$\{\{BEACD\}\}$	1
d_{14}	$\{\{ADBEC\}\}$	1	d_{44}	$\{\{BEADC\}\}$	1
d_{15}	$\{\{ADCBE\}\}$	1	d_{45}	$\{\{BECAD\}\}$	1
d_{16}	$\{\{ADCEB\}\}$	1	d_{46}	$\{\{BECDA\}\}$	1
d_{17}	$\{\{ADEBC\}\}$	1	d_{47}	$\{\{BEDAC\}\}$	1
d_{18}	$\{\{ADECB\}\}$	1	d_{48}	$\{\{BEDCA\}\}$	1
d_{19}	$\{\{AEB CD\}\}$	1	d_{49}	$\{\{CABDE\}\}$	1
d_{20}	$\{\{AEBDC\}\}$	1	d_{50}	$\{\{CABED\}\}$	1
d_{21}	$\{\{AECBD\}\}$	1	d_{51}	$\{\{CADBE\}\}$	1
d_{22}	$\{\{AECDB\}\}$	1	d_{52}	$\{\{CADEB\}\}$	1
d_{23}	$\{\{AEDBC\}\}$	1	d_{53}	$\{\{CAEBD\}\}$	1
d_{24}	$\{\{AEDCB\}\}$	1	d_{54}	$\{\{CAEDB\}\}$	1
d_{25}	$\{\{BACDE\}\}$	1	d_{55}	$\{\{CBADE\}\}$	1
d_{26}	$\{\{BACED\}\}$	1	d_{56}	$\{\{CBAED\}\}$	1
d_{27}	$\{\{BADCE\}\}$	1	d_{57}	$\{\{CBDAE\}\}$	1
d_{28}	$\{\{BADEC\}\}$	1	d_{58}	$\{\{CBDEA\}\}$	1
d_{29}	$\{\{BAECD\}\}$	1	d_{59}	$\{\{CBEAD\}\}$	1
d_{30}	$\{\{BAEDC\}\}$	1	d_{60}	$\{\{CBEDA\}\}$	1

Table 25. The sequences and s -factors of first sixty diagrams for the Cweb $W_6^{(5,0,0)}(1,1,1,1,5)$ as shown in fig. (28).

Diagrams	Sequences	s -factors	Diagrams	Sequences	s -factors
d_{61}	$\{\{CDABE\}\}$	1	d_{91}	$\{\{DEABC\}\}$	1
d_{62}	$\{\{CDAEB\}\}$	1	d_{92}	$\{\{DEACB\}\}$	1
d_{63}	$\{\{CDBAE\}\}$	1	d_{93}	$\{\{DEBAC\}\}$	1
d_{64}	$\{\{CDBEA\}\}$	1	d_{94}	$\{\{DEBCA\}\}$	1
d_{65}	$\{\{CDEAB\}\}$	1	d_{95}	$\{\{DECAB\}\}$	1
d_{66}	$\{\{CDEBA\}\}$	1	d_{96}	$\{\{DECBA\}\}$	1
d_{67}	$\{\{CEABD\}\}$	1	d_{97}	$\{\{EABCD\}\}$	1
d_{68}	$\{\{CEADB\}\}$	1	d_{98}	$\{\{EABDC\}\}$	1
d_{69}	$\{\{CEBAD\}\}$	1	d_{99}	$\{\{EACBD\}\}$	1
d_{70}	$\{\{CEBDA\}\}$	1	d_{100}	$\{\{EACDB\}\}$	1
d_{71}	$\{\{CEDAB\}\}$	1	d_{101}	$\{\{EADBC\}\}$	1
d_{72}	$\{\{CEDBA\}\}$	1	d_{102}	$\{\{EADCB\}\}$	1
d_{73}	$\{\{DABCE\}\}$	1	d_{103}	$\{\{EBACD\}\}$	1
d_{74}	$\{\{DABEC\}\}$	1	d_{104}	$\{\{EBADC\}\}$	1
d_{75}	$\{\{DACBE\}\}$	1	d_{105}	$\{\{EBCAD\}\}$	1
d_{76}	$\{\{DACEB\}\}$	1	d_{106}	$\{\{EBCDA\}\}$	1
d_{77}	$\{\{DAEBC\}\}$	1	d_{107}	$\{\{EBDAC\}\}$	1
d_{78}	$\{\{DAECB\}\}$	1	d_{108}	$\{\{EBDCA\}\}$	1
d_{79}	$\{\{DBACE\}\}$	1	d_{109}	$\{\{ECABD\}\}$	1
d_{80}	$\{\{DBAEC\}\}$	1	d_{110}	$\{\{ECADB\}\}$	1
d_{81}	$\{\{DBC AE\}\}$	1	d_{111}	$\{\{ECBAD\}\}$	1
d_{82}	$\{\{DBC EA\}\}$	1	d_{112}	$\{\{ECBDA\}\}$	1
d_{83}	$\{\{DBEAC\}\}$	1	d_{113}	$\{\{ECDAB\}\}$	1
d_{84}	$\{\{DBECA\}\}$	1	d_{114}	$\{\{ECDBA\}\}$	1
d_{85}	$\{\{DCABE\}\}$	1	d_{115}	$\{\{EDABC\}\}$	1
d_{86}	$\{\{DCAEB\}\}$	1	d_{116}	$\{\{EDACB\}\}$	1
d_{87}	$\{\{DCBAE\}\}$	1	d_{117}	$\{\{EDBAC\}\}$	1
d_{88}	$\{\{DCBEA\}\}$	1	d_{118}	$\{\{EDBCA\}\}$	1
d_{89}	$\{\{DCEAB\}\}$	1	d_{119}	$\{\{EDCAB\}\}$	1
d_{90}	$\{\{DCEBA\}\}$	1	d_{120}	$\{\{EDCBA\}\}$	1

Table 26. The sequences and s -factors of last sixty diagrams for the Cweb $W_6^{(5,0,0)}(1, 1, 1, 1, 1, 5)$ as shown in fig. (28).

This Cweb has twenty-four exponentiated colour factors and they are given below

$$\begin{aligned}
(YC)_1 &= -fabqfcntfednfqjt\mathbf{T}_1^j\mathbf{T}_2^a\mathbf{T}_3^b\mathbf{T}_4^c\mathbf{T}_5^d\mathbf{T}_6^e + ftofcntfednfobk\mathbf{T}_1^j\mathbf{T}_2^a\mathbf{T}_3^b\mathbf{T}_4^c\mathbf{T}_5^d\mathbf{T}_6^e. \\
(YC)_2 &= +fatofcntfednfobj\mathbf{T}_1^k\mathbf{T}_2^a\mathbf{T}_3^b\mathbf{T}_4^c\mathbf{T}_5^d\mathbf{T}_6^e. \\
(YC)_3 &= -fabqfcntfednfqjt\mathbf{T}_1^j\mathbf{T}_2^a\mathbf{T}_3^b\mathbf{T}_4^c\mathbf{T}_5^d\mathbf{T}_6^e + ftofcntfednfobk\mathbf{T}_1^k\mathbf{T}_2^a\mathbf{T}_3^b\mathbf{T}_4^c\mathbf{T}_5^d\mathbf{T}_6^e, \\
&\quad + fauvfcbkfednfnsu\mathbf{T}_1^v\mathbf{T}_2^a\mathbf{T}_3^b\mathbf{T}_4^c\mathbf{T}_5^d\mathbf{T}_6^e. \\
(YC)_4 &= -fabqfcntfednfqjt\mathbf{T}_1^j\mathbf{T}_2^a\mathbf{T}_3^b\mathbf{T}_4^c\mathbf{T}_5^d\mathbf{T}_6^e + fanpfcwjfednfpbw\mathbf{T}_1^j\mathbf{T}_2^a\mathbf{T}_3^b\mathbf{T}_4^c\mathbf{T}_5^d\mathbf{T}_6^e, \\
&\quad + fabqfcqkfednfknj\mathbf{T}_1^j\mathbf{T}_2^a\mathbf{T}_3^b\mathbf{T}_4^c\mathbf{T}_5^d\mathbf{T}_6^e. \\
(YC)_5 &= +fanpfbmjfednfpcm\mathbf{T}_1^j\mathbf{T}_2^a\mathbf{T}_3^b\mathbf{T}_4^c\mathbf{T}_5^d\mathbf{T}_6^e. \\
(YC)_6 &= +fanpfcwjfednfpbw\mathbf{T}_1^j\mathbf{T}_2^a\mathbf{T}_3^b\mathbf{T}_4^c\mathbf{T}_5^d\mathbf{T}_6^e. \\
(YC)_7 &= +fadbfechrprkfubj\mathbf{T}_1^j\mathbf{T}_2^a\mathbf{T}_3^b\mathbf{T}_4^c\mathbf{T}_5^d\mathbf{T}_6^e - fabqfechrdsfsqj\mathbf{T}_1^j\mathbf{T}_2^a\mathbf{T}_3^b\mathbf{T}_4^c\mathbf{T}_5^d\mathbf{T}_6^e, \\
&\quad + farofdwfechrwbj\mathbf{T}_1^j\mathbf{T}_2^a\mathbf{T}_3^b\mathbf{T}_4^c\mathbf{T}_5^d\mathbf{T}_6^e. \\
(YC)_8 &= +fadbfechrprkfubj\mathbf{T}_1^j\mathbf{T}_2^a\mathbf{T}_3^b\mathbf{T}_4^c\mathbf{T}_5^d\mathbf{T}_6^e - fabqfechrdsfsqj\mathbf{T}_1^j\mathbf{T}_2^a\mathbf{T}_3^b\mathbf{T}_4^c\mathbf{T}_5^d\mathbf{T}_6^e, \\
&\quad + farofdwfechrwbj\mathbf{T}_1^j\mathbf{T}_2^a\mathbf{T}_3^b\mathbf{T}_4^c\mathbf{T}_5^d\mathbf{T}_6^e. \\
(YC)_9 &= +fajnfbbjfcqfcdnj\mathbf{T}_1^j\mathbf{T}_2^a\mathbf{T}_3^b\mathbf{T}_4^c\mathbf{T}_5^d\mathbf{T}_6^e + fadbfbqkfcqfpekj\mathbf{T}_1^j\mathbf{T}_2^a\mathbf{T}_3^b\mathbf{T}_4^c\mathbf{T}_5^d\mathbf{T}_6^e. \\
(YC)_{10} &= -fajfcbtfednfntv\mathbf{T}_1^j\mathbf{T}_2^a\mathbf{T}_3^b\mathbf{T}_4^c\mathbf{T}_5^d\mathbf{T}_6^e - fawyfebrfrcwfydj\mathbf{T}_1^j\mathbf{T}_2^a\mathbf{T}_3^b\mathbf{T}_4^c\mathbf{T}_5^d\mathbf{T}_6^e, \quad (\text{A.47}) \\
&\quad + fadbfebrfpwjfrcw\mathbf{T}_1^j\mathbf{T}_2^a\mathbf{T}_3^b\mathbf{T}_4^c\mathbf{T}_5^d\mathbf{T}_6^e - fakjfcbtfeukftdu\mathbf{T}_1^j\mathbf{T}_2^a\mathbf{T}_3^b\mathbf{T}_4^c\mathbf{T}_5^d\mathbf{T}_6^e. \\
(YC)_{11} &= -fasjfcbtfeusftdu\mathbf{T}_1^j\mathbf{T}_2^a\mathbf{T}_3^b\mathbf{T}_4^c\mathbf{T}_5^d\mathbf{T}_6^e + fawyfdyjfebrfrcw\mathbf{T}_1^j\mathbf{T}_2^a\mathbf{T}_3^b\mathbf{T}_4^c\mathbf{T}_5^d\mathbf{T}_6^e, \\
&\quad + fadbfcbtfetqfpqj\mathbf{T}_1^j\mathbf{T}_2^a\mathbf{T}_3^b\mathbf{T}_4^c\mathbf{T}_5^d\mathbf{T}_6^e - fajfcbtfednfntv\mathbf{T}_1^j\mathbf{T}_2^a\mathbf{T}_3^b\mathbf{T}_4^c\mathbf{T}_5^d\mathbf{T}_6^e. \\
(YC)_{12} &= +farofdwfechrwbj\mathbf{T}_1^j\mathbf{T}_2^a\mathbf{T}_3^b\mathbf{T}_4^c\mathbf{T}_5^d\mathbf{T}_6^e. \\
(YC)_{13} &= +fankfbdpfecnfpekj\mathbf{T}_1^j\mathbf{T}_2^a\mathbf{T}_3^b\mathbf{T}_4^c\mathbf{T}_5^d\mathbf{T}_6^e + fanlfbkjfecnfllbk\mathbf{T}_1^j\mathbf{T}_2^a\mathbf{T}_3^b\mathbf{T}_4^c\mathbf{T}_5^d\mathbf{T}_6^e. \\
(YC)_{14} &= +fakjfcmkfebrfrdm\mathbf{T}_1^j\mathbf{T}_2^a\mathbf{T}_3^b\mathbf{T}_4^c\mathbf{T}_5^d\mathbf{T}_6^e. \\
(YC)_{15} &= +fampfcpjfebrfrdm\mathbf{T}_1^j\mathbf{T}_2^a\mathbf{T}_3^b\mathbf{T}_4^c\mathbf{T}_5^d\mathbf{T}_6^e. \\
(YC)_{16} &= +fasjfdwsfebrfrcw\mathbf{T}_1^j\mathbf{T}_2^a\mathbf{T}_3^b\mathbf{T}_4^c\mathbf{T}_5^d\mathbf{T}_6^e. \\
(YC)_{17} &= +fawyfdyjfebrfrcw\mathbf{T}_1^j\mathbf{T}_2^a\mathbf{T}_3^b\mathbf{T}_4^c\mathbf{T}_5^d\mathbf{T}_6^e. \\
(YC)_{18} &= +febrfldkfrafkckj\mathbf{T}_1^j\mathbf{T}_2^a\mathbf{T}_3^b\mathbf{T}_4^c\mathbf{T}_5^d\mathbf{T}_6^e. \\
(YC)_{19} &= +faegfbkofcdjfgjk\mathbf{T}_1^o\mathbf{T}_2^a\mathbf{T}_3^b\mathbf{T}_4^c\mathbf{T}_5^d\mathbf{T}_6^e - faegfbmqfcgmfqdr\mathbf{T}_1^r\mathbf{T}_2^a\mathbf{T}_3^b\mathbf{T}_4^c\mathbf{T}_5^d\mathbf{T}_6^e, \\
&\quad + faegfbdnfecgmfnms\mathbf{T}_1^s\mathbf{T}_2^a\mathbf{T}_3^b\mathbf{T}_4^c\mathbf{T}_5^d\mathbf{T}_6^e. \\
(YC)_{20} &= -faevfbdrfcpjfvrrp\mathbf{T}_1^j\mathbf{T}_2^a\mathbf{T}_3^b\mathbf{T}_4^c\mathbf{T}_5^d\mathbf{T}_6^e + faevfbvkfkdkfqcj\mathbf{T}_1^j\mathbf{T}_2^a\mathbf{T}_3^b\mathbf{T}_4^c\mathbf{T}_5^d\mathbf{T}_6^e. \\
(YC)_{21} &= +faevfbkjfcvqfdqk\mathbf{T}_1^j\mathbf{T}_2^a\mathbf{T}_3^b\mathbf{T}_4^c\mathbf{T}_5^d\mathbf{T}_6^e. \\
(YC)_{22} &= -faesfbtu fcstfudj\mathbf{T}_1^j\mathbf{T}_2^a\mathbf{T}_3^b\mathbf{T}_4^c\mathbf{T}_5^d\mathbf{T}_6^e. \\
(YC)_{23} &= -faeqfbqufcwjfudw\mathbf{T}_1^j\mathbf{T}_2^a\mathbf{T}_3^b\mathbf{T}_4^c\mathbf{T}_5^d\mathbf{T}_6^e. \\
(YC)_{24} &= -farvfcvtfdtjfebr\mathbf{T}_1^j\mathbf{T}_2^a\mathbf{T}_3^b\mathbf{T}_4^c\mathbf{T}_5^d\mathbf{T}_6^e - fabqfcusfequfsdj\mathbf{T}_1^j\mathbf{T}_2^a\mathbf{T}_3^b\mathbf{T}_4^c\mathbf{T}_5^d\mathbf{T}_6^e.
\end{aligned}$$

A.3 Orphan Cwebs

(22) $\mathbf{W}_{6,\text{II}}^{(3,1,0)}(1,1,1,2,2,2)$

This Cweb is unique at five loops and six lines as this Cweb does not belong to any previously known family neither it is a basis. A classification of all the Cwebs present at five loops and six lines is given in section (4) tables (1) and (2). This Cweb again has eight diagrams because there

are two attachments on each lines-1, 2 and 3. One of the diagrams is shown in fig. (29). This Cweb looks similar to the previous Cweb in fig. (18). However, they are not the same Cweb reason being the same as we just discussed for the Cweb shown in fig. (17). The sequences of diagrams and their corresponding s -factors are provided in table (27).

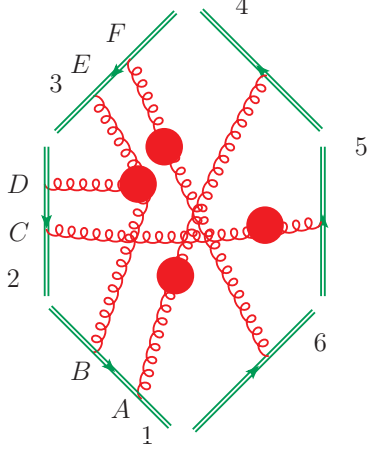


Figure 29. $W_{6,\text{II}}^{(3,1,0)}(1, 1, 1, 2, 2, 2)$

Diagrams	Sequences	s -factors
d_1	$\{\{AB\}, \{CD\}, \{FE\}\}$	6
d_2	$\{\{AB\}, \{CD\}, \{FE\}\}$	2
d_3	$\{\{AB\}, \{DC\}, \{EF\}\}$	2
d_4	$\{\{AB\}, \{DC\}, \{FE\}\}$	2
d_5	$\{\{BA\}, \{CD\}, \{EF\}\}$	2
d_6	$\{\{BA\}, \{CD\}, \{FE\}\}$	2
d_7	$\{\{BA\}, \{DC\}, \{EF\}\}$	2
d_8	$\{\{BA\}, \{DC\}, \{FE\}\}$	6

Table 27. Sequences and s -factors

The mixing matrix R , the diagonalizing matrix Y and the diagonal matrix D for the Cweb mentioned above are

$$R = \frac{1}{6} \begin{pmatrix} 0 & 0 & 0 & 0 & 0 & 0 & 0 & 0 \\ -1 & 1 & 1 & -1 & 1 & -1 & -1 & 1 \\ -1 & 1 & 1 & -1 & 1 & -1 & -1 & 1 \\ 1 & -1 & -1 & 1 & -1 & 1 & 1 & -1 \\ -1 & 1 & 1 & -1 & 1 & -1 & -1 & 1 \\ 1 & -1 & -1 & 1 & -1 & 1 & 1 & -1 \\ 1 & -1 & -1 & 1 & -1 & 1 & 1 & -1 \\ 0 & 0 & 0 & 0 & 0 & 0 & 0 & 0 \end{pmatrix}, \quad Y = \begin{pmatrix} -1 & 1 & 1 & -1 & 1 & -1 & -1 & 1 \\ 0 & 0 & 0 & 0 & 0 & 0 & 0 & 1 \\ 0 & 1 & 0 & 0 & 0 & 0 & 1 & 0 \\ 0 & 1 & 0 & 0 & 0 & 1 & 0 & 0 \\ 0 & -1 & 0 & 0 & 1 & 0 & 0 & 0 \\ 0 & 1 & 0 & 1 & 0 & 0 & 0 & 0 \\ 0 & -1 & 1 & 0 & 0 & 0 & 0 & 0 \\ 1 & 0 & 0 & 0 & 0 & 0 & 0 & 0 \end{pmatrix}, \quad D = (1_1, 0). \quad (\text{A.48})$$

The only exponentiated colour factor of this Cweb is

$$(YC)_1 = f^{abc} f^{aep} f^{dcr} f^{gbq} \mathbf{T}_1^p \mathbf{T}_2^q \mathbf{T}_3^r \mathbf{T}_4^e \mathbf{T}_5^g \mathbf{T}_6^d. \quad (\text{A.49})$$

This completes our listing of all Cwebs with a perturbative expansion starting at $\mathcal{O}(g^5)$, and connecting six massless Wilson lines.

References

- [1] F. Bloch and A. Nordsieck, *Note on the Radiation Field of the electron*, *Phys. Rev.* **52** (1937) 54.
- [2] V. V. Sudakov, *Vertex parts at very high-energies in quantum electrodynamics*, *Sov. Phys. JETP* **3** (1956) 65.
- [3] D. R. Yennie, S. C. Frautschi and H. Suura, *The infrared divergence phenomena and high-energy processes*, *Annals Phys.* **13** (1961) 379.
- [4] T. Kinoshita, *Mass singularities of Feynman amplitudes*, *J. Math. Phys.* **3** (1962) 650.
- [5] T. D. Lee and M. Nauenberg, *Degenerate Systems and Mass Singularities*, *Phys. Rev.* **133** (1964) B1549.
- [6] G. Grammer, Jr. and D. R. Yennie, *Improved treatment for the infrared divergence problem in quantum electrodynamics*, *Phys. Rev.* **D8** (1973) 4332.

- [7] A. H. Mueller, *On the Asymptotic Behavior of the Sudakov Form-factor*, *Phys. Rev.* **D20** (1979) 2037.
- [8] J. C. Collins, *Algorithm to Compute Corrections to the Sudakov Form-factor*, *Phys. Rev.* **D22** (1980) 1478.
- [9] A. Sen, *Asymptotic Behavior of the Sudakov Form-Factor in QCD*, *Phys. Rev.* **D24** (1981) 3281.
- [10] A. Sen, *Asymptotic Behavior of the Wide Angle On-Shell Quark Scattering Amplitudes in Nonabelian Gauge Theories*, *Phys. Rev.* **D28** (1983) 860.
- [11] G. P. Korchemsky and A. V. Radyushkin, *Renormalization of the Wilson Loops Beyond the Leading Order*, *Nucl. Phys.* **B283** (1987) 342.
- [12] G. P. Korchemsky, *Sudakov Form-factor in QCD*, *Phys. Lett.* **B220** (1989) 629.
- [13] L. Magnea and G. F. Sterman, *Analytic continuation of the Sudakov form-factor in QCD*, *Phys. Rev.* **D42** (1990) 4222.
- [14] L. J. Dixon, L. Magnea and G. F. Sterman, *Universal structure of subleading infrared poles in gauge theory amplitudes*, *JHEP* **08** (2008) 022 [[0805.3515](#)].
- [15] E. Gardi and L. Magnea, *Factorization constraints for soft anomalous dimensions in QCD scattering amplitudes*, *JHEP* **03** (2009) 079 [[0901.1091](#)].
- [16] T. Becher and M. Neubert, *On the Structure of Infrared Singularities of Gauge-Theory Amplitudes*, *JHEP* **06** (2009) 081 [[0903.1126](#)].
- [17] I. Feige and M. D. Schwartz, *Hard-Soft-Collinear Factorization to All Orders*, *Phys. Rev.* **D90** (2014) 105020 [[1403.6472](#)].
- [18] N. Agarwal, L. Magnea, C. Signorile-Signorile and A. Tripathi, *The infrared structure of perturbative gauge theories*, *Phys. Rept.* **994** (2023) 1 [[2112.07099](#)].
- [19] A. Gehrmann-De Ridder, T. Gehrmann and E. W. N. Glover, *Antenna subtraction at NNLO*, *JHEP* **09** (2005) 056 [[hep-ph/0505111](#)].
- [20] G. Somogyi, Z. Trocsanyi and V. Del Duca, *Matching of singly- and doubly-unresolved limits of tree-level QCD squared matrix elements*, *JHEP* **06** (2005) 024 [[hep-ph/0502226](#)].
- [21] S. Catani and M. Grazzini, *An NNLO subtraction formalism in hadron collisions and its application to Higgs boson production at the LHC*, *Phys. Rev. Lett.* **98** (2007) 222002 [[hep-ph/0703012](#)].
- [22] M. Czakon, *A novel subtraction scheme for double-real radiation at NNLO*, *Phys. Lett.* **B693** (2010) 259 [[1005.0274](#)].
- [23] R. Boughezal, C. Focke, X. Liu and F. Petriello, *W-boson production in association with a jet at next-to-next-to-leading order in perturbative QCD*, *Phys. Rev. Lett.* **115** (2015) 062002 [[1504.02131](#)].
- [24] G. F. R. Sborlini, F. Driencourt-Mangin and G. Rodrigo, *Four-dimensional unsubtraction with massive particles*, *JHEP* **10** (2016) 162 [[1608.01584](#)].
- [25] F. Caola, K. Melnikov and R. Rontsch, *Nested soft-collinear subtractions in NNLO QCD computations*, *Eur. Phys. J.* **C77** (2017) 248 [[1702.01352](#)].
- [26] F. Herzog, *Geometric IR subtraction for final state real radiation*, *JHEP* **08** (2018) 006 [[1804.07949](#)].
- [27] L. Magnea, E. Maina, G. Pelliccioli, C. Signorile-Signorile, P. Torrielli and S. Uccirati, *Local analytic sector subtraction at NNLO*, *JHEP* **12** (2018) 107 [[1806.09570](#)].
- [28] L. Magnea, E. Maina, G. Pelliccioli, C. Signorile-Signorile, P. Torrielli and S. Uccirati, *Factorisation and Subtraction beyond NLO*, *JHEP* **12** (2018) 062 [[1809.05444](#)].
- [29] Z. Capatti, V. Hirschi, A. Pelloni and B. Ruijl, *Local Unitarity: a representation of differential cross-sections that is locally free of infrared singularities at any order*, *JHEP* **04** (2021) 104 [[2010.01068](#)].

- [30] L. Magnea, C. Milloy, C. Signorile-Signorile, P. Torrielli and S. Uccirati, *Strongly-ordered infrared limits for subtraction counterterms from factorisation*, *PoS* **LL2022** (2022) 075 [[2209.06102](#)].
- [31] G. Bertolotti, L. Magnea, G. Pelliccioli, A. Ratti, C. Signorile-Signorile, P. Torrielli et al., *NNLO subtraction for any massless final state: a complete analytic expression*, [2212.11190](#).
- [32] G. Bertolotti, L. Magnea, G. Pelliccioli, A. Ratti, C. Signorile-Signorile, P. Torrielli et al., *Towards the automation of the Local Analytic Sector Subtraction*, *PoS* **LL2022** (2022) 056.
- [33] N. Kidonakis, G. Oderda and G. F. Sterman, *Evolution of color exchange in QCD hard scattering*, *Nucl. Phys.* **B531** (1998) 365 [[hep-ph/9803241](#)].
- [34] I. A. Korchemskaya and G. P. Korchemsky, *High-energy scattering in QCD and cross singularities of Wilson loops*, *Nucl. Phys.* **B437** (1995) 127 [[hep-ph/9409446](#)].
- [35] S. M. Aybat, L. J. Dixon and G. F. Sterman, *The Two-loop anomalous dimension matrix for soft gluon exchange*, *Phys. Rev. Lett.* **97** (2006) 072001 [[hep-ph/0606254](#)].
- [36] S. M. Aybat, L. J. Dixon and G. F. Sterman, *The Two-loop soft anomalous dimension matrix and resummation at next-to-next-to leading pole*, *Phys. Rev.* **D74** (2006) 074004 [[hep-ph/0607309](#)].
- [37] A. Mitov, G. F. Sterman and I. Sung, *The Massive Soft Anomalous Dimension Matrix at Two Loops*, *Phys. Rev.* **D79** (2009) 094015 [[0903.3241](#)].
- [38] A. Ferroglia, M. Neubert, B. D. Pecjak and L. L. Yang, *Two-loop divergences of scattering amplitudes with massive partons*, *Phys. Rev. Lett.* **103** (2009) 201601 [[0907.4791](#)].
- [39] A. Ferroglia, M. Neubert, B. D. Pecjak and L. L. Yang, *Two-loop divergences of massive scattering amplitudes in non-abelian gauge theories*, *JHEP* **11** (2009) 062 [[0908.3676](#)].
- [40] N. Kidonakis, *Two-loop soft anomalous dimensions and NNLL resummation for heavy quark production*, *Phys. Rev. Lett.* **102** (2009) 232003 [[0903.2561](#)].
- [41] Y.-T. Chien, M. D. Schwartz, D. Simmons-Duffin and I. W. Stewart, *Jet Physics from Static Charges in AdS*, *Phys. Rev.* **D85** (2012) 045010 [[1109.6010](#)].
- [42] O. Almeling, C. Duhr and E. Gardi, *Three-loop corrections to the soft anomalous dimension in multileg scattering*, *Phys. Rev. Lett.* **117** (2016) 172002 [[1507.00047](#)].
- [43] O. Almeling, C. Duhr, E. Gardi, A. McLeod and C. D. White, *Bootstrapping the QCD soft anomalous dimension*, *JHEP* **09** (2017) 073 [[1706.10162](#)].
- [44] T. Becher and M. Neubert, *Infrared singularities of scattering amplitudes and N^3 LL resummation for n -jet processes*, *JHEP* **01** (2020) 025 [[1908.11379](#)].
- [45] G. Falcioni, E. Gardi, C. Milloy and L. Vernazza, *Climbing three-Reggeon ladders: four-loop amplitudes in the high-energy limit in full colour*, *Phys. Rev. D* **103** (2021) L111501 [[2012.00613](#)].
- [46] G. Falcioni, E. Gardi, N. Maher, C. Milloy and L. Vernazza, *Scattering amplitudes in the Regge limit and the soft anomalous dimension through four loops*, *JHEP* **03** (2022) 053 [[2111.10664](#)].
- [47] G. Falcioni, E. Gardi, N. Maher, C. Milloy and L. Vernazza, *Two-parton scattering in the high-energy limit: climbing two- and three-Reggeon ladders*, *SciPost Phys. Proc.* **7** (2022) 007 [[2111.05166](#)].
- [48] S. Catani, D. Colferai and A. Torriani, *Triple (and quadruple) soft-gluon radiation in QCD hard scattering*, *JHEP* **01** (2020) 118 [[1908.01616](#)].
- [49] S. Moch, B. Ruijl, T. Ueda, J. A. M. Vermaseren and A. Vogt, *Four-Loop Non-Singlet Splitting Functions in the Planar Limit and Beyond*, *JHEP* **10** (2017) 041 [[1707.08315](#)].
- [50] V. Ahrens, M. Neubert and L. Vernazza, *Structure of Infrared Singularities of Gauge-Theory Amplitudes at Three and Four Loops*, *JHEP* **09** (2012) 138 [[1208.4847](#)].
- [51] S. Moch, B. Ruijl, T. Ueda, J. A. M. Vermaseren and A. Vogt, *On quartic colour factors in splitting functions and the gluon cusp anomalous dimension*, *Phys. Lett.* **B782** (2018) 627 [[1805.09638](#)].

- [52] K. G. Chetyrkin, G. Falcioni, F. Herzog and J. A. M. Vermaseren, *Five-loop renormalisation of QCD in covariant gauges*, *JHEP* **10** (2017) 179 [[1709.08541](#)].
- [53] G. Das, S.-O. Moch and A. Vogt, *Soft corrections to inclusive deep-inelastic scattering at four loops and beyond*, *JHEP* **03** (2020) 116 [[1912.12920](#)].
- [54] G. Das, S. Moch and A. Vogt, *Approximate four-loop QCD corrections to the Higgs-boson production cross section*, *Phys. Lett. B* **807** (2020) 135546 [[2004.00563](#)].
- [55] A. von Manteuffel, E. Panzer and R. M. Schabinger, *Cusp and collinear anomalous dimensions in four-loop QCD from form factors*, *Phys. Rev. Lett.* **124** (2020) 162001 [[2002.04617](#)].
- [56] J. M. Henn, G. P. Korchemsky and B. Mistlberger, *The full four-loop cusp anomalous dimension in $\mathcal{N} = 4$ super Yang-Mills and QCD*, *JHEP* **04** (2020) 018 [[1911.10174](#)].
- [57] C. Duhr, B. Mistlberger and G. Vita, *Soft integrals and soft anomalous dimensions at N^3 LO and beyond*, *JHEP* **09** (2022) 155 [[2205.04493](#)].
- [58] E. Gardi and L. Magnea, *Infrared singularities in QCD amplitudes*, *Nuovo Cim.* **C32N5-6** (2009) 137 [[0908.3273](#)].
- [59] T. Becher and M. Neubert, *Infrared singularities of scattering amplitudes in perturbative QCD*, *Phys. Rev. Lett.* **102** (2009) 162001 [[0901.0722](#)].
- [60] Z. L. Liu and N. Schalch, *Infrared Singularities of Multileg QCD Amplitudes with a Massive Parton at Three Loops*, *Phys. Rev. Lett.* **129** (2022) 232001 [[2207.02864](#)].
- [61] G. F. Sterman, *Infrared divergences in perturbative QCD*, *AIP Conf. Proc.* **74** (1981) 22.
- [62] J. G. M. Gatheral, *Exponentiation of Eikonal Cross-sections in Nonabelian Gauge Theories*, *Phys. Lett.* **133B** (1983) 90.
- [63] J. Frenkel and J. C. Taylor, *Nonabelian eikonal exponentiation*, *Nucl. Phys.* **B246** (1984) 231.
- [64] A. Mitov, G. Sterman and I. Sung, *Diagrammatic Exponentiation for Products of Wilson Lines*, *Phys. Rev.* **D82** (2010) 096010 [[1008.0099](#)].
- [65] E. Gardi, E. Laenen, G. Stavenga and C. D. White, *Webs in multiparton scattering using the replica trick*, *JHEP* **11** (2010) 155 [[1008.0098](#)].
- [66] N. Agarwal, A. Danish, L. Magnea, S. Pal and A. Tripathi, *Multiparton webs beyond three loops*, *JHEP* **05** (2020) 128 [[2003.09714](#)].
- [67] E. Gardi, M. Harley, R. Lodin, M. Palusa, J. M. Smillie, C. D. White et al., *Boomerang webs up to three-loop order*, *JHEP* **12** (2021) 018 [[2110.01685](#)].
- [68] E. Gardi, J. M. Smillie and C. D. White, *On the renormalization of multiparton webs*, *JHEP* **09** (2011) 114 [[1108.1357](#)].
- [69] E. Gardi, J. M. Smillie and C. D. White, *The Non-Abelian Exponentiation theorem for multiple Wilson lines*, *JHEP* **06** (2013) 088 [[1304.7040](#)].
- [70] E. Gardi, *From Webs to Polylogarithms*, *JHEP* **04** (2014) 044 [[1310.5268](#)].
- [71] N. Agarwal, L. Magnea, S. Pal and A. Tripathi, *Cwebs beyond three loops in multiparton amplitudes*, *JHEP* **03** (2021) 188 [[2102.03598](#)].
- [72] A. A. Vladimirov, *Exponentiation for products of Wilson lines within the generating function approach*, *JHEP* **06** (2015) 120 [[1501.03316](#)].
- [73] A. A. Vladimirov, *Generating function for web diagrams*, *Phys. Rev.* **D90** (2014) 066007 [[1406.6253](#)].
- [74] A. Vladimirov, *Structure of rapidity divergences in multi-parton scattering soft factors*, *JHEP* **04** (2018) 045 [[1707.07606](#)].
- [75] M. Dukes, E. Gardi, H. McAslan, D. J. Scott and C. D. White, *Webs and Posets*, *JHEP* **01** (2014) 024 [[1310.3127](#)].

- [76] M. Dukes, E. Gardi, E. Steingrimsson and C. D. White, *Web worlds, web-colouring matrices, and web-mixing matrices*, *J. Comb. Theory Ser. A* **120** (2013) 1012 [[1301.6576](#)].
- [77] M. Dukes and C. D. White, *Web matrices: structural properties and generating combinatorial identities*, [1603.01589](#).
- [78] N. Agarwal, S. Pal, A. Srivastav and A. Tripathi, *Building blocks of Cwebs in multiparton scattering amplitudes*, *JHEP* **06** (2022) 020 [[2204.05936](#)].
- [79] N. Agarwal, S. Pal, A. Srivastav and A. Tripathi, *Deciphering colour building blocks of massive multiparton amplitudes at 4-loops and beyond*, *JHEP* **02** (2023) 258 [[2212.06610](#)].
- [80] S.-O. Moch, B. Ruijl, T. Ueda, J. A. M. Vermaseren and A. Vogt, *DIS coefficient functions at four loops in QCD and beyond*, *PoS* **LL2022** (2022) 047 [[2208.11067](#)].
- [81] C. Duhr, B. Mistlberger and G. Vita, *Four-Loop Rapidity Anomalous Dimension and Event Shapes to Fourth Logarithmic Order*, *Phys. Rev. Lett.* **129** (2022) 162001 [[2205.02242](#)].
- [82] G. Falcioni, F. Herzog, S. Moch and A. Vogt, *Four-loop splitting functions in QCD – The quark-quark case*, [2302.07593](#).
- [83] T. Luthe, A. Maier, P. Marquard and Y. Schroder, *The five-loop Beta function for a general gauge group and anomalous dimensions beyond Feynman gauge*, *JHEP* **10** (2017) 166 [[1709.07718](#)].
- [84] F. Herzog, B. Ruijl, T. Ueda, J. A. M. Vermaseren and A. Vogt, *The five-loop beta function of Yang-Mills theory with fermions*, *JHEP* **02** (2017) 090 [[1701.01404](#)].
- [85] E. Gardi and C. D. White, *General properties of multiparton webs: Proofs from combinatorics*, *JHEP* **03** (2011) 079 [[1102.0756](#)].
- [86] N. Agarwal, S. Pal, A. Srivastav and A. Tripathi, *Boomerang Cwebs beyond three loops*, [Under preparation](#).
- [87] J. A. M. Vermaseren, *New features of FORM*, [math-ph/0010025](#).
- [88] J. Kuipers, T. Ueda, J. A. M. Vermaseren and J. Vollinga, *FORM version 4.0*, *Comput. Phys. Commun.* **184** (2013) 1453 [[1203.6543](#)].