

# VAST: A Vision-Audio-Subtitle-Text Omni-Modality Foundation Model and Dataset

Sihan Chen<sup>12\*</sup>, Handong Li<sup>12\*</sup>, Qunbo Wang<sup>2</sup>,  
Zijia Zhao<sup>21</sup>, Mingzhen Sun<sup>21</sup>, Xinxin Zhu<sup>2</sup>, Jing Liu<sup>12†</sup>

<sup>1</sup>School of Artificial Intelligence, University of Chinese Academy of Sciences

<sup>2</sup>Institute of Automation, Chinese Academy of Science

{sihan.chen, xinxin.zhu, jliu}@nlpr.ia.ac.cn,

{lihandong2023, qunbo.wang, zhaozijia2021, sunmingzhen2020}@ia.ac.cn

## Abstract

Vision and text have been fully explored in contemporary video-text foundational models, while other modalities such as audio and subtitles in videos have not received sufficient attention. In this paper, we resort to establish connections between multi-modality video tracks, including **V**ision, **A**udio, and **S**ubtitle, and **T**ext by exploring an automatically generated large-scale omni-modality video caption dataset called VAST-27M. Specifically, we first collect 27 million open-domain video clips and separately train a vision and an audio captioner to generate vision and audio captions. Then, we employ an off-the-shelf Large Language Model (LLM) to integrate the generated captions, together with subtitles and instructional prompts into omni-modality captions. Based on the proposed VAST-27M dataset, we train an omni-modality video-text foundational model named VAST, which can perceive and process vision, audio, and subtitle modalities from video, and better support various tasks including vision-text, audio-text, and multi-modal video-text tasks (retrieval, captioning and QA). Extensive experiments have been conducted to demonstrate the effectiveness of our proposed VAST-27M corpus and VAST foundation model. VAST achieves 22 new state-of-the-art results on various cross-modality benchmarks. Code, model and dataset will be released at <https://github.com/TXH-mercury/VAST>.

## 1 Introduction

A vast number of videos are recorded and uploaded to social media platforms every day, making the understanding of video content become a critical area of research in artificial intelligence. Simultaneously, the text serves as the most direct and efficient means of information propagation in our daily lives. Consequently, video-text cross-modality learning is crucial for AI systems to interact with humans, assisting them in understanding video content (video captioning), searching for desired videos (text-to-video retrieval), or answering questions about videos (video QA). With the advent of unsupervised pre-training techniques [1; 2] and large-scale video-text corpora [3; 4], video-text pre-training models have made rapid advancements and achieved relatively impressive performances on the aforementioned tasks. However, we contend that current pre-training models are far from perfect, as most of them are restricted to establishing connections solely between the text and visual content of videos, without incorporating other modality tracks such as audio and subtitles. Specifically, environmental audio can provide additional contexts overlapping with the visual information to reduce ambiguity and increase the prediction confidence of models, or

\*Equal Contribution.

†Corresponding author.

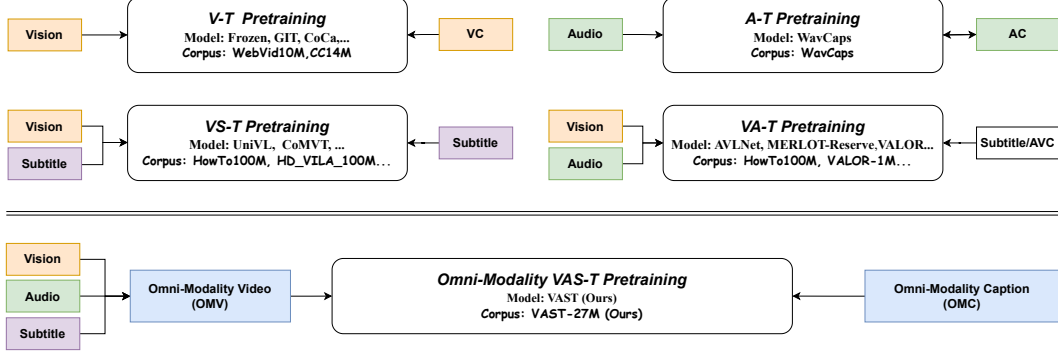


Figure 1: Illustration of the difference between conventional cross-modality pretraining and the proposed omni-modality pretraining. Thanks to the proposed omni-modality video caption corpus VAST-27M, the VAST foundation model can perceive videos from multiple information sources, including vision, audio, and subtitles, and enhance the connections between omni-modalities videos (OMV) and omni-modality captions (OMC) through large-scale pretraining. A, V, S, and T represent audio, vision, subtitle, and text, respectively. AC, VC, and AVC are abbreviations for audio, vision, and audiovisual captions.

complement the visual information to supply more multi-modal cues. Human speech or transcriptions (subtitles) also contain valuable information about conversations, news, or instructional procedures, which can be jointly modeled to enhance the comprehensive understanding of videos. Given that both audio and subtitles are informative for video comprehension, it is necessary to integrate them into a more advanced omni-modality foundational model, as depicted in Figure 1.

The primary challenge lies in the absence of an appropriate training corpus. To train such a foundational model, we require an omni-modality video caption corpus in which captions exhibit correspondence with vision, audio, and subtitles simultaneously. Unfortunately, as shown in Table 2, current video-text corpora either utilize raw subtitles as captions [4; 5; 6], contain only vision captions (alt-texts) [3], or possess audiovisual captions but limited in scale [7]. On the other hand, manual annotation of an omni-modality corpus is not feasible due to the exorbitant cost associated with the high demand for descriptions.

To address this issue, we propose a two-stage automatic pipeline to generate omni-modality captions for video clips from a large-scale open-domain video corpus (HD\_VILA\_100M [5]). Specifically, as depicted in Figure 2, in the first stage, we train separate vision and audio captioners on publicly available vision and audio caption corpora, which are then utilized to generate high-quality single-modality objective descriptions. In the second stage, we employ Vicuna-13b [8], an off-the-shelf Large Language Model (LLM), as a zero-shot omni-modality captioner. We feed the LLM with the generated single-modality captions, subtitles, and instructional prompts to encourage LLM to integrate different modality information and summarize them into a single long sentence, forming an omni-modality caption. Through this process, we create VAST-27M, a dataset that consists of 27 million video clips, each paired with 11 captions (including 5 vision, 5 audio, and 1 omni-modality caption). Given its comprehensive caption types, VAST-27M can contribute to various research communities, including vision-text, audio-text, and omni-modality pretraining. Extensive experiments have demonstrated that VAST-27M surpasses current video-text, audio-text, and audiovisual-text corpora by a significant margin.

Based on VAST-27M, we train a **Vision-Audio-Subtitle-Text** omni-modality foundational model named VAST. As shown in Figure 2, VAST consists of three single modality encoders while text encoder can fulfill cross-modality fusion through cross-attention layers. VAST is trained with three objectives including OM-VCC, OM-VCM, and OM-VCG (detailed in section 4.2) to enhance omni-modality understanding and generation capabilities. As shown in Table 1, compared to existing cross-modality pre-training models, VAST is trained on omni-modality video caption corpus and is capable of perceiving and processing all four modalities and supports a wide range of downstream tasks, with various modalities (vision-text, audio-text, and multi-modal video-text), and multiple types (retrieval, captioning, and QA).

Table 1: Comparisons between current cross-modality pretraining models and the proposed VAST. VAST is the first foundation model capable of perceiving four modalities and generalizing to various types of downstream tasks. V, A, S, and T represent vision, audio, subtitle, and text, respectively.

Model	Task Type			Task Modality				
	Retrieval	Discriminative	Generative	V-T	A-T	VA-T	VS-T	VAS-T
GIT [19]		✓	✓	✓				
VALUE [20]	✓	✓	✓	✓			✓	
VALOR [7]	✓	✓	✓	✓	✓	✓		
VAST	✓	✓	✓	✓	✓	✓	✓	✓

Our contributions are summarized as follows: (i) We introduce VAST-27M, the first large-scale omni-modality video caption dataset automatically generated by trained single modality captioners and Large Language Model; (ii) We train the first vision-audio-subtitle-text foundation model VAST which fulfills omni-modality perception and understanding; (iii) Extensive experiments verify the effectiveness of VAST and it outperforms state-of-the-art in a diverse range of cross-modality benchmarks.

## 2 Related Work

### 2.1 Cross-Modality Pretraining Corpus

**Video-Text Pretraining Corpus.** In the early stages, most video-text models were trained on the large-scale HowTo100M dataset [4]. This dataset consists of 136 million video clips from 1.22 million instructional YouTube videos, and employs automatically generated subtitles from ASR transcription tools as corresponding clip captions. Later, following similar schemes for collecting narrative videos-subtitles corpora, Zellers et al. proposed the YT-Temporal-180M corpus [6], which contains 180 million clips from 6 million YouTube videos. To overcome the constraint of the instructional domain, Xue et al. assembled the open-domain, high-resolution HD\_VILA\_100M corpus [5], consisting of 100 million clips from 3.3 million YouTube videos. However, while labeling subtitles is more cost-effective than annotating captions, subtitles often lack direct relevance to visual content, resulting in weak video-text correlations in model learning. Inspired by the collection schemes of the Conceptual Captions datasets (CC) [9; 10], Bain et al. compiled the WebVid2.5M and WebVid10M datasets [3], utilizing alt-texts as video captions, surpassing the aforementioned datasets that use subtitles as captions. However, alt-texts, although more related to video content than subtitles, differ in style from standard captions and still contain noise. Additionally, alt-texts typically describe visual content only, without incorporating other modalities. Taking a step further beyond vision, Chen et al. created the VALOR-1M dataset [7], which contains 1 million video clips from AudioSet [11] paired with annotated audiovisual captions. However, subtitle contents are not reflected in these captions, and the dataset’s scale is limited and challenging to expand due to the expensive cost of manual annotation. In comparison to the aforementioned training corpora, our VAST-27M is the first high-quality, large-scale omni-modality video caption dataset whose captions encompass all modalities of video including vision, audio, and subtitles. In addition, its expansion is more cost-effective due to the automated generation pipeline.

**Audio-Text Pretraining Corpus.** In contrast to vision-text pretraining, audio-text pretraining has progressed relatively slowly due to limitations in training corpora, both in terms of quantity and scale. Human-labeled datasets such as Clotho [12], AudioCaps [13], MCAS [14], and AudioCaption [15] all contain fewer than 50,000 audio clips, which fall far short of the requirements for large-scale pretraining. Wu et al. compiled LAION-Audio-630K [16] by crawling audios and corresponding alt-texts from multiple sources, with a majority of audios sourced from Freesound [17]. Mei et al. introduced WavCaps [18], which comprises 403,000 audios and descriptions collected from various sources. They utilized ChatGPT to filter and rewrite the raw descriptions into caption-like sentences. However, the quality of the captions is heavily influenced by the quality of the raw descriptions. In contrast, we generate audio captions through a trained high-quality caption model, and VAST-27M is nearly two orders of magnitude larger than LAION-Audio-630K or WavCaps.

Table 2: Comparisons between current video-text and audio-text pretraining corpora and the proposed VAST-27M. VAST-27M is the first large-scale omni-modality video-caption corpus containing various types of captions generated automatically. S, VC, AC, AVC, and OMC stand for subtitle, vision, audio, audiovisual, and omni-modality captions, respectively.

Dataset	Domain	#Clips	#Captions	Text Source	S	VC	AC	AVC	OMC
HowTo100M [4]	Instructional	136M	136M	ASR transcription	✓				
YT_Temporal_180M [6]	Instructional	180M	180M	ASR transcription	✓				
HD_VILA_100M [5]	Open	103M	103M	ASR transcription	✓				
WebVid-2.5M [3]	Open	2.5M	2.5M	Alt-texts		✓			
WebVid-10M [3]	Open	10M	10M	Alt-texts		✓			
VALOR-1M [7]	Open	1M	1M	Manual				✓	
LAION-Audio-630K [16]	Open	634K	634K	Alt-texts			✓		
WavCaps [18]	Open	403K	403K	Generated			✓		
VAST-27M (Ours)	Open	27M	297M	Generated	✓	✓	✓		✓

## 2.2 Multi-Modality Learning

There have been early methods exploring multi-modality tracks for video-text understanding. For instance, MMT [21] leverages seven experts to enhance text-to-video retrieval, while SMPFF [22] introduces audio for video captioning. In the context of video-text pretraining, there are works that jointly model subtitles or audio together with vision and text. Notable examples of incorporating subtitles include UniVL [23], CoMVT [24], and VALUE [20]. However, the subtitle-text correlations established in these models are implicit and weak, achieved through masked prediction [23] or next utterance prediction [24] that uses raw subtitles as prediction targets, rather than abstract text. This approach introduces inconsistency between the pretraining and fine-tuning stages. In contrast, VAST fully harnesses the generalization capabilities of Large Language Models to extract the most crucial information from subtitles into language descriptions. On the other hand, notable examples of incorporating audio include AVLNet [25], MERLOT Reserve [26], i-Code [27], and VALOR [7]. However, AVLNet, MERLOT Reserve, and i-Code focus on learning audio-subtitle relations rather than audio-text, limiting their generalization to tasks such as text-to-audio retrieval and audio captioning. While VALOR jointly models audio, vision, and text, it primarily targets perceiving environmental sounds and pays less attention to human speech. In comparison to the aforementioned methods, VAST is the first omni-modality foundation model capable of perceiving four modalities, connecting vision, audio, and subtitle to caption.

## 3 Dataset

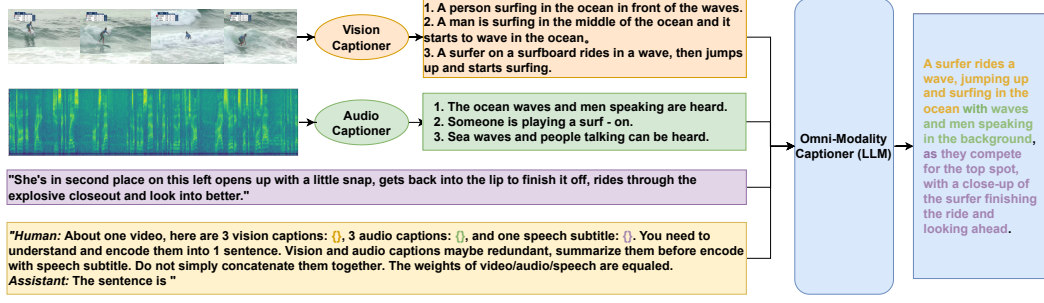
### 3.1 Data Collection of VAST-27M

**Vision Captioner Training.** To establish the general correspondence between objects and visual concepts, we draw inspiration from BLIP [28] and commence by training a vision caption model on large-scale image-text corpora, including CC4M, CC12M, and a randomly selected set of 100M image-text pairs from LAION-400M [29]. Subsequently, we fine-tune the model on a combination of manually labeled image and video caption datasets, such as MSCOCO [30], VATEX [31], MSRVT [32], and MSVD [33]. Through this process, we achieve a high-quality captioner capable of perceiving both static objects and dynamic actions, thus generating smooth and accurate captions.

**Audio Captioner Training.** For the audio captioning task, we train a dedicated audio caption model using a combination of large-scale audio-text corpora, namely VALOR-1M and WavCaps datasets. Unlike its vision counterpart, we do not employ a second-stage fine-tuning due to the limited scale of downstream audio caption datasets, which could lead to overfitting to a narrow range of audio concepts. Additionally, VALOR-1M is a human-annotated corpus that provides a certain level of assurance regarding the accuracy of the generated captions.

**Clip Selection.** Due to the consideration about time and money cost of downloading, storage and computation, we select a 27M video clips from the HD\_VILA\_100M dataset instead of using all of them. The selection rules are introduced as follows: 1) Clips whose length are shorter than 5 seconds or longer than 30 seconds are dropped. 2) Clips which have missing modalities of vision, audio or subtitle are dropped. 3) Clips are evenly chosen from the original 3.3M long-form videos in HD\_VILA\_100M.

### VAST-27M Generation Pipeline



### VAST Training Framework

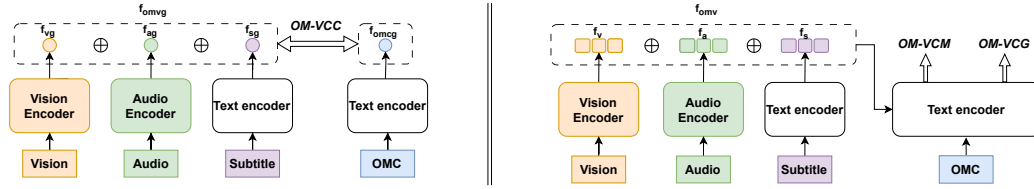


Figure 2: Illustration of the caption generation process of VAST-27M (top) and training framework of VAST (bottom). The vision and audio captioners generate captions based on the input video clip, and the Omni-Modality Captioner (Vicuna-13b) integrates them along with the raw subtitle and instructional prompts, to generate the omni-modality caption. The VAST model consists of three encoders and is trained under three objectives including OM-VCC, OM-VCM, and OM-VCG.

**Caption Generation.** For each video clip of VAST-27M, we employ the trained vision and audio captioners to generate 5 captions each, using a Top-K sampling approach with  $K=10$ . Subsequently, we utilize the off-the-shelf Vicuna-13b [8] model as the omni-modality captioner. Vicuna-13b is an open-source auto-regressive Large Language Model (LLM) based on the Transformer architecture, trained through fine-tuning of LLaMA [34] on user-shared conversations collected from ShareGPT. For each video clip, we randomly select 3 vision captions and 3 audio captions, and feed them, along with the raw subtitle and designed instructional prompts, into the LLM. As depicted in Figure 2, the LLM generates omni-modality captions that effectively describe the visual, audio, and subtitle contents, while adhering to a natural human captioning style. More examples of VAST-27M dataset can be found in Appendix.

## 3.2 Statistics of VAST-27M

VAST-27M consists of a total of 27M video clips sampled from the large-scale HD\_VILA\_100M corpus. The dataset covers 15+ categories, including music, gaming, education, entertainment, animals, and more, as opposed to being limited to instructional domains like HowTo100M. Compared to other commonly used cross-modality training corpora, as shown in Table 2, VAST-27M contains a larger number of captions (in terms of both modalities and quantity). The average lengths of vision, audio, and omni-modality captions in VAST-27M are 12.5, 7.2, and 32.4, respectively.

## 4 Approach

### 4.1 Basic Framework

As shown in Figure 2, VAST employs a fully end-to-end Transformer architecture, comprising a vision encoder (ViT [35]), an audio encoder (BEATs [36]), and a text encoder (BERT [2]). This framework can accommodate multi-modal inputs such as images, videos, audios, subtitles, and captions. The text encoder is responsible for encoding single-modality captions or subtitles, as well as performing multi-modal encoding/decoding through cross-attention layers. The omni-modality captions and subtitles are tokenized using the WordPiece tokenizer [37] and then fed into the text encoder to obtain the output features  $f_{omc}$  and  $f_s$ , respectively. The vision encoder takes raw images

or sparsely sampled video frames as input and produces the output feature  $f_v$ . For audio clips, they are first divided into multiple 10-second-long clips, padded with zeros, converted to 64-dimensional log Mel filterbank spectrograms using a 25ms Hamming window, and then fed into the audio encoder to obtain the output feature  $f_a$ . The global representations ( [CLS] token feature) of these features are denoted as  $f_{omcg}$ ,  $f_{sg}$ ,  $f_{vg}$ , and  $f_{ag}$ , respectively.

## 4.2 Pretraining Objectives

Building upon conventional vision-text pretraining objectives, VAST employs the following three pretraining objectives:

**Omni-Modality Video-Caption Contrastive Loss (OM-VCC).** The global omni-modality representations of video clips, denoted as  $f_{omvg}$ , are obtained by concatenating  $f_{sg}$ ,  $f_{vg}$ , and  $f_{ag}$ . Subsequently,  $f_{omvg}$  and  $f_{omcg}$  are projected into the same semantic space using two linear layers and are then normalized. The contrastive loss is employed to regularize the feature distance between omni-modality video (OMV) and caption (OMC). The contrastive loss is defined as follows, where  $\text{sim}(\cdot)$  represents the dot product of  $f_{omcg}$  and  $f_{omvg}$ , and  $B$  and  $\tau$  denote the batch size and a learnable parameter, respectively.

$$\mathcal{L}_{\text{OM-VCC}} = -\frac{1}{2} \sum_{i=1}^B \log \frac{\exp(\tau \cdot \text{sim}(v_i, c_i))}{\sum_{j=1}^B \exp(\tau \cdot \text{sim}(v_i, c_j))} - \frac{1}{2} \sum_{i=1}^B \log \frac{\exp(\tau \cdot \text{sim}(v_i, c_i))}{\sum_{j=1}^B \exp(\tau \cdot \text{sim}(v_j, c_i))} \quad (1)$$

**Omni-Modality Video-Caption Matching Loss (OM-VCM).** This loss encourages the model to infer whether a pair of OMV and OMC is matched or not. Specifically, caption tokens are fed into the text encoder again, this time with cross-attention layers activated to attend to the condition features  $f_{omv}$  which is obtained by concatenating those unpooled features  $f_s$ ,  $f_v$ , and  $f_a$  along the sequential dimension. Before concatenation, three independent linear layers are applied to adjust their hidden size to the same value. The output feature of the text encoder is then fed into a two-layer MLP to make binary predictions. To create informative negative pairs, we adopt a hard negative mining strategy following [38]. The loss function is formulated as follows, where  $y = 1$  if OMV and OMC are matched, and 0 otherwise.

$$\mathcal{L}_{\text{OM-VCM}} = \mathbb{E}_{(v_i, c_i) \sim (\mathcal{V}, \mathcal{C})} [y \log p_{vcm} + (1 - y) \log (1 - p_{vcm})] \quad (2)$$

**Omni-Modality Video Caption Generation Loss (OM-VCG).** This loss employs conditional causal masked language modeling to enhance the model’s ability to generate omni-modality captions. Specifically, 60% of the tokens in OMC are masked at the input of the text encoder. Cross-attention layers are activated and  $f_{omv}$  is used as condition features as in OM-VCM. The self-attention layers in the text encoder utilize a single-directional causal attention mask to prevent information leakage, and the masked tokens are reconstructed at the output of the text encoder using BERT’s vanilla prediction layer. The loss is defined as follows, where  $c_m$  and  $c_{<m}$  denote the masked tokens and the tokens before them, respectively.

$$\mathcal{L}_{\text{OM-VCG}} = -\mathbb{E}_{(v_i, c_i) \sim (\mathcal{V}, \mathcal{C})} \log P(c_m \mid c_{<m}, v) \quad (3)$$

The overall loss  $\mathcal{L}_{\text{OM}}$  is the sum of the three losses, with equal weights assigned for simplicity.

$$\mathcal{L}_{\text{OM}} = \mathcal{L}_{\text{OM-VCC}} + \mathcal{L}_{\text{OM-VCM}} + \mathcal{L}_{\text{OM-VCG}} \quad (4)$$

## 4.3 Modality Grouping

While VAST establishes omni-modality video-caption correspondence during pretraining, it is important to address the potential absence of modalities in downstream benchmarks and practical applications, due to that inconsistencies between the modalities used in pretraining and adaptation can have negative effects. Inspired by the modality grouping strategy proposed by VALOR [7], we uniformly model the relations of V-T, A-T, VA-T, VS-T, and VAS-T (previously introduced as  $\mathcal{L}_{\text{OM}}$ ). Specifically, vision and audio captions are used in V-T and A-T modeling, respectively, while omni-modality captions are employed in VA-T, VS-T, and VAS-T modeling. The final loss is formulated as follows:

$$\mathcal{L} = \mathcal{L}_{\text{OM}} + \mathcal{L}_{\text{V-T}} + \mathcal{L}_{\text{A-T}} + \mathcal{L}_{\text{VA-T}} + \mathcal{L}_{\text{VS-T}} \quad (5)$$



Table 3: Performance comparison between VAST and state-of-the-art methods. VAST has achieved **22 new SOTA results**. Recall@1, CIDEr, and Acc are used as evaluation metrics for retrieval, captioning, and QA tasks, respectively. For captioning tasks, results marked with ‘\*’ means that SCST finetuning [41] is employed. ‘MM benchmark’ means that either audio or subtitle tracks are available in those benchmarks, and SOTA\_Vis and SOTA\_MM are the best methods with vision track used only or employing multi-modal tracks. **More detailed benchmark introductions, model references and comparison results can be found in Appendix.**

Vision-Text benchmark	T-to-V Retrieval			Captioning	QA		
	COCO[30]	Flickr[42]	Flickr(ZS)[42]	COCO[30]	TGIF[43]	MSVD[44]	VQAv2[45]
SOTA	<b>68.3</b> [46]	90.3[47]	89.7[46]	<b>154.9</b> *[48]	78.7[7]	60.2[49]	<b>84.3</b> [50]
VAST	68.0	<b>91.0</b> (+0.7)	<b>90.4</b> (+0.7)	149.0*	<b>79.1</b> (+0.4)	<b>60.2</b>	80.2

Audio-Text benchmark	T-to-A Retrieval			Captioning		
	Clothov1[12]	Clothov2[12]	AudioCaps[13]	Clothov1[12]	Clothov2[12]	AudioCaps[13]
SOTA	17.5[7]	21.5[18]	42.2[18]	42.3[7]	48.8[18]	<b>78.7</b> [18]
VAST	<b>25.1</b> (+7.6)	<b>26.9</b> (+5.4)	<b>52.0</b> (+9.8)	<b>50.7</b> (+8.4)	<b>51.9</b> (+3.1)	78.2

MM Video-Text benchmark	T-to-V Retrieval					
	MSRVTT[32]	YouCook2[51]	VALOR-32K[7]	VATEX[31]	DiDeMo[52]	ANET[53]
SOTA_Vis	58.8[54]	33.7[55]	43.4[56]	71.1[57]	70.4[54]	66.8[54]
SOTA_MM	54.4[7]	31.3[20]	73.2[7]	76.9[7]	57.6[7]	63.4[7]
VAST	<b>63.9</b> (+5.1)	<b>50.4</b> (+16.7)	<b>80.0</b> (+6.8)	<b>83.0</b> (+6.1)	<b>72.0</b> (+1.6)	<b>70.5</b> (+3.7)

MM Video-Text benchmark	Captioning					QA	
	MSRVTT[32]	YouCook2[51]	VALOR-32K[7]	VATEX[31]	TVC[58]	MSRVTT[44]	MUSIC[59]
SOTA_Vis	75.9[19]	131.2[19]	27.3[61]	94.5*[19]	66.1[19]	49.5[49]	-
SOTA_MM	74.0[7]	190.0[55]	61.5[7]	95.8*[7]	66.0[62]	49.2[7]	78.9[7]
VAST	<b>78.0</b> (+2.1)	<b>198.8</b> (+8.8)	<b>62.0</b> (+0.5)	<b>99.5</b> *(+3.7)	<b>74.1</b> (+8.0)	<b>50.1</b> (+0.6)	<b>80.7</b> (+1.8)

## 5 Experiments

### 5.1 Implementation Details

VAST is trained using the PyTorch framework on 64 Tesla V100 cards. The vision, audio, and text encoders are initialized from EVAClip-ViT-G [39], BEATs, and BERT-B, respectively, resulting in a total parameter size of 1.3B. The training is conducted on a combination corpus consisting of VAST-27M, VALOR-1M, WavCaps, CC14M, and 110M randomly sampled pairs from LAION-400M, for a total of 200K training steps. At each training step, one corpus is sampled for training. In addition, the raw captions of CC14M and LAION are replaced with captions generated by the trained vision captioner. The initial learning rate is set to 1e-4, and a linear decay schedule is used. The batch size is set to 1024. During the pertaining stage, one video frame and two 10s long audio clips are randomly sampled for each video clip. For ablation studies, CLIP-ViT-B [40] is used as the vision encoder, with its parameters frozen to increase efficiency. Further details such as the mixture ratio of the pretraining dataset and the downstream finetuning configurations can be found in the Appendix.

Regarding the adaptation to downstream tasks, for retrieval tasks, all candidates are ranked using VCC, and then the Top-50 candidates are reranked using VCM. For captioning tasks, beam search with a beam size of 3 is employed. For QA tasks, they are formulated as open-ended generative problems, where questions serve as prefixes, and answers are predicted without any constraints. For SOTA comparison and ablation studies in the main paper, Recall@1, CIDEr, and Acc are used as evaluation metrics for retrieval, captioning, and QA tasks, respectively.

### 5.2 Comparison to State-of-the-Art Models

We present a comparison of the VAST foundation model with state-of-the-art models across various vision-text, audio-text, and multi-modal video-text benchmarks. The corresponding results are summarized in Table 3. Although the primary focus of VAST lies in enhancing omni-modality understanding and generation capabilities, it also demonstrates remarkable performance in image-text,

Table 4: Comparisons of V-T quality in VAST-27M and open-sourced vision-text corpora.

Model	PT Data	MSVD			MSRVTT		
		RET	CAP	QA	RET	CAP	QA
(a)	-	23.7	101.2	46.8	35.4	58.9	43.6
(b)	WebVid2.5M	43.1	139.2	53.0	42.4	63.7	45.5
(c)	CC14M	46.1	139.2	53.9	45.2	66.4	46.3
(d)	LAION-150M	42.4	139.3	53.2	44.9	66.9	45.4
(e)	VALOR-1M	42.3	136.7	52.6	42.8	65.3	45.5
(f)	VAST-27M (subtitle)	37.3	124.5	40.3	40.3	61.9	45.1
(g)	VAST-27M (omc)	46.8	143.2	54.3	47.5	67.4	46.7
(h)	VAST-27M (vision caption)	<b>47.7</b>	<b>149.6</b>	<b>55.3</b>	<b>49.1</b>	<b>68.9</b>	<b>46.8</b>

Table 5: Comparisons of A-T quality between VAST-27M and open-sourced audio-text corpora.

Model	PT Data	Clothov2		AudioCaps	
		RET	CAP	RET	CAP
(a)	-	17.2	42.1	41.1	70.4
(b)	VALOR-1M	21.0	47.3	47.4	74.8
(c)	WavCaps	22.0	47.2	43.2	73.0
(d)	VAST-27M (audio caption)	<b>23.1</b>	<b>48.9</b>	<b>47.4</b>	<b>76.9</b>

vision-only video-text, and audio-text benchmarks. Specifically, VAST surpasses BEiT-3 [47] and BLIP-2 [46] on the text-to-image retrieval benchmark of Flickr30K under finetuning and zero-shot settings, respectively, establishing new state-of-the-art results in TGIF-QA and MSVD-QA benchmarks. Furthermore, VAST exhibits exceptional performance in audio-text benchmarks, achieving five new state-of-the-art results with significant improvements, due to the abundant generated captions in the VAST-27M corpus.

In the context of multi-modal video-text benchmarks, they can be classified into three categories: subtitle-oriented (YouCook2, TVC) benchmarks that require a comprehensive understanding of subtitles for reasoning, audio-oriented (VALOR-32K) benchmarks that necessitates careful attention to audio cues, and even-oriented benchmarks (others) where both audio and subtitles provide supportive roles to vision. Our results demonstrate that VAST excels across all types of benchmarks, outperforming previous both vision-only and multi-modal state-of-the-art models. Notably, we surpass the GIT2 [19] foundation model, specialized in captioning tasks, by 2.1, 67.6, 5.0, and 8.0 CIDEr points on MSRVTT, YouCook2, VATEX, and TVC captioning benchmarks, respectively, while utilizing only 22.5% of its parameters and 3.4% of its training data size. Furthermore, we achieve significant margins over the vision-audio-text foundation model VALOR [7] on 11 benchmarks. More detailed comparison results can be found in Appendix.

### 5.3 Comparison to Open-Source Cross-Modality Training Corpus

In this subsection, we quantitatively compare the quality of the proposed VAST-27M to current open-source video, audio, and audiovisual pretraining corpora. We achieve this by training models on these corpora and fine-tuning them on different types of downstream tasks, including video retrieval (RET), captioning (CAP), and question answering (QA).

**V-T Quality.** We train multiple V-T models on different corpora and fine-tune them on the MSVD and MSRVTT datasets. It is important to note that only the visual contents in videos are utilized for both pretraining and fine-tuning, and all models are trained for 50K steps. As shown in Table 4, the model trained with vision captions in VAST-27M (h) achieves the best results on all six benchmarks, outperforming the baselines and models trained with other corpora by a significant margin. In contrast, model (f), which treats subtitles as captions and can be viewed as raw HD\_VILA\_100M dataset, performs the worst due to the weak vision-text relations. Model trained on VAST-27M (g) outperforms other corpora but is still inferior to model (h), as the multi-modal captions introduce noise when only vision contents are fed into the model.



Table 6: Comparisons of OMV-OMC quality between VAST-27M and VALOR-1M.

Model	PT Data	MSRVTT			YouCook2		VALOR-32K	
		RET	CAP	QA	RET	CAP	RET	CAP
(a)	-	37.6	60.3	44.6	32.6	120.9	37.8	40.8
(b)	VALOR-1M	45.4	67.8	46.4	29.3	120.1	<b>70.8</b>	<b>53.9</b>
(c)	VAST-27M (omc w/o LLM)	44.4	71.4	47.7	36.9	159.0	49.9	48.1
(d)	VAST-27M (omc)	<b>53.0</b>	<b>71.7</b>	<b>47.9</b>	<b>44.0</b>	<b>187.5</b>	58.8	48.5

Table 7: Downstream performances of models trained on VAST-27M with different modalities used during training and finetuning.

Model	PT	FT	MSRVTT			YouCook2		VALOR-32K	
			RET	CAP	QA	RET	CAP	RET	CAP
(a)	-	V	35.4	58.7	43.7	6.2	77.0	29.1	36.6
(b)	-	V+A	37.3(+1.9)	61.1(+2.4)	44.6(+0.9)	7.1(+0.9)	74.1(-2.9)	38.4(+9.3)	40.2(+3.6)
(c)	-	V+S	35.8(+0.4)	59.1(+0.4)	43.6(-0.1)	31.2(+25.0)	119.1(+42.1)	29.6(+0.5)	38.1(+1.5)
(d)	-	V+A+S	37.6(+2.2)	60.3(+1.6)	44.6(+0.9)	32.6(+26.4)	120.9(+43.9)	37.8(+8.7)	40.8(+4.2)
(e)	V	V	47.5	67.4	46.7	14.0	93.6	56.5	45.0
(f)	V	V+A+S	49.2(+1.7)	70.6(+3.2)	47.3(+0.6)	30.4(+16.4)	130.1(+36.5)	58.5(+2.0)	44.9(-0.1)
(g)	V+A	V+A	53.8(+6.3)	70.9(+3.5)	47.4(+0.7)	30.3(+16.3)	130.7(+37.1)	62.6(+6.1)	46.3(+1.3)
(h)	V+S	V+S	49.5(+2.0)	68.9(+1.5)	47.4(+0.7)	42.6(+28.6)	186.5(+92.9)	48.2(-8.3)	43.6(-1.4)
(i)	V+A+S	V+A+S	53.0(+5.5)	71.7(+4.3)	47.9(+1.2)	44.0(+30.0)	187.5(+93.9)	58.8(+2.3)	48.5(+3.5)
(j)	V+A& V+S & V+A+S	V+A+S	55.3(+7.8)	71.7(+4.3)	48.2(+1.5)	45.9(+31.9)	188.0(+94.4)	62.2(+5.7)	48.4(+3.4)

**A-T Quality.** We train multiple A-T models on different corpora and fine-tune them on audio-text benchmarks, including Clothov2 and AudioCaps. We observe that VALOR-1M and WavCaps are prone to overfitting, so we adjust the training iterations to obtain the best results for models trained on each corpus instead of training for the same number of iterations. As shown in Table 5, model (d) surpasses the baseline and models trained on both VALOR-1M and WavCaps on all four benchmarks.

**OMV-OMC Quality.** We further investigate the correspondence quality between OMV and OMC in the VAST-27M dataset and compare it primarily to the VALOR-1M dataset. All models undergo 50K training steps with  $\mathcal{L}_{OM}$  as the objective, utilizing all modalities in both pretraining and finetuning. The results are presented in Table 6. From the table, we observe that omni-modality pretraining on VAST-27M significantly improves performance across all 7 benchmarks compared to the baseline. Additionally, VAST-27M outperforms VALOR-1M on 5 benchmarks in the MSRVTT and YouCook2 datasets, but lags behind on the VALOR-32K benchmarks due to the consistent video distribution and caption style between VALOR-1M and VALOR-32K. As an additional experiment, we train model (c) on VAST-27M but replace the omni-modality captions generated by LLM with a simple concatenation of vision, audio captions, and subtitles. Model (d) outperforms model (c) on all benchmarks, showcasing the necessity and effectiveness of leveraging the powerful capabilities of LLM to integrate single-modality captions into omni-modality ones.

## 5.4 Ablation Study

We conduct comprehensive ablation studies on pretraining and finetuning models using different modalities for video representations to demonstrate the strength and necessity of omni-modality foundation model pretraining. Models are evaluated on the MSRVTT (open-domain), YouCook2 (subtitle-important), and VALOR-32K (audio-important) benchmarks. The results are presented in Table 7, when no pretraining is applied, models trained with audio and subtitles incorporated (d) can improve the vision-only baseline on all benchmarks. When omni-modality pretraining is applied, the improvement becomes more evidently on most benchmarks, which can be reflected by the comparison between the green values in model (f) and model (d), demonstrating the effectiveness of proposed method. In addition, model (i) outperforms model (f) on all benchmarks, indicating that, similar to the V-T capability, the OMV-OMC capability also benefits from large-scale pretraining. It is worth noting that model (h) and (f) exhibit inferior results on VALOR-32K benchmarks compared to model (g) and even the vision baseline (e). This degradation can be attributed to the inconsistency between pretraining and finetuning, where all clips have subtitles in VAST-27M while most videos in VALOR-32K lack subtitles. When the modality grouping strategy is applied, model (j) demonstrates

good generalization across all types of tasks, as the correlations between text and every modality group have been explored during pretraining.

## 6 Conclusion, Broader Impact and Limitation

In this paper, we introduce the VAST-27M corpus, a large-scale omni-modality video caption dataset, aimed at advancing research in multi-modality pretraining. Each video clip in the dataset is accompanied by automatically generated vision and audio captions, as well as an omni-modality caption that integrates information from vision, audio, and subtitles using a pre-existing Large Language Model (LLM). We also train a unified foundation model called VAST, capable of understanding and connecting the various modalities in videos and captions. Through extensive evaluations, VAST demonstrates its effectiveness in a wide range of vision-text, audio-text, and multi-modal video-text tasks, including retrieval, captioning, and question answering, surpassing existing state-of-the-art methods on public cross-modality benchmarks.

The advancements in multi-modal understanding and generation of video content can have a significant impact on various domains such as entertainment, education, security, transportation, and healthcare, among others. The development of omni-modality foundation models, like VAST-27M and VAST, can contribute to the progress and practical applications in these areas. However, it is important to acknowledge the limitations of our method. For instance, there is a need for more diverse and larger-scale omni-modality corpora beyond VAST-27M. Furthermore, although VAST already supports a wide range of downstream tasks, the integration of LLM is necessary to further enhance its generalization capabilities. Additionally, due to the reason that the data collection process of VAST-27M have used LLM, and the training process of video and audio captioners have utilized some open-sourced cross-modality corpus, so VAST-27M dataset and VAST model may suffer the same bias of those datasets and models.

## Acknowledgments

This work was supported by the National Key Research and Development Program of China (No. 2022ZD0118801), National Natural Science Foundation of China (U21B2043, 62102416, 62206279).

## References

- [1] T. Brown, B. Mann, N. Ryder, M. Subbiah, J. D. Kaplan, P. Dhariwal, A. Neelakantan, P. Shyam, G. Sastry, A. Askell *et al.*, “Language models are few-shot learners,” *Advances in neural information processing systems*, vol. 33, pp. 1877–1901, 2020.
- [2] J. Devlin, M.-W. Chang, K. Lee, and K. Toutanova, “Bert: Pre-training of deep bidirectional transformers for language understanding,” *arXiv preprint arXiv:1810.04805*, 2018.
- [3] M. Bain, A. Nagrani, G. Varol, and A. Zisserman, “Frozen in time: A joint video and image encoder for end-to-end retrieval,” in *Proceedings of the IEEE/CVF International Conference on Computer Vision*, 2021, pp. 1728–1738.
- [4] A. Miech, D. Zhukov, J.-B. Alayrac, M. Tapaswi, I. Laptev, and J. Sivic, “Howto100m: Learning a text-video embedding by watching hundred million narrated video clips,” in *Proceedings of the IEEE/CVF International Conference on Computer Vision*, 2019, pp. 2630–2640.
- [5] H. Xue, T. Hang, Y. Zeng, Y. Sun, B. Liu, H. Yang, J. Fu, and B. Guo, “Advancing high-resolution video-language representation with large-scale video transcriptions,” in *Proceedings of the IEEE/CVF Conference on Computer Vision and Pattern Recognition*, 2022, pp. 5036–5045.
- [6] R. Zellers, X. Lu, J. Hessel, Y. Yu, J. S. Park, J. Cao, A. Farhadi, and Y. Choi, “Merlot: Multimodal neural script knowledge models,” *Advances in Neural Information Processing Systems*, vol. 34, pp. 23 634–23 651, 2021.
- [7] S. Chen, X. He, L. Guo, X. Zhu, W. Wang, J. Tang, and J. Liu, “Valor: Vision-audio-language omni-perception pretraining model and dataset,” *arXiv preprint arXiv:2304.08345*, 2023.
- [8] W.-L. Chiang, Z. Li, Z. Lin, Y. Sheng, Z. Wu, H. Zhang, L. Zheng, S. Zhuang, Y. Zhuang, J. E. Gonzalez, I. Stoica, and E. P. Xing, “Vicuna: An open-source chatbot impressing gpt-4 with 90%\* chatgpt quality,” March 2023. [Online]. Available: <https://lmsys.org/blog/2023-03-30-vicuna/>
- [9] S. Changpinyo, P. Sharma, N. Ding, and R. Soricut, “Conceptual 12m: Pushing web-scale image-text pre-training to recognize long-tail visual concepts,” in *Proceedings of the IEEE/CVF Conference on Computer Vision and Pattern Recognition*, 2021, pp. 3558–3568.
- [10] P. Sharma, N. Ding, S. Goodman, and R. Soricut, “Conceptual captions: A cleaned, hypernymed, image alt-text dataset for automatic image captioning,” in *Proceedings of the 56th Annual Meeting of the Association for Computational Linguistics (Volume 1: Long Papers)*, 2018, pp. 2556–2565.
- [11] J. F. Gemmeke, D. P. Ellis, D. Freedman, A. Jansen, W. Lawrence, R. C. Moore, M. Plakal, and M. Ritter, “Audio set: An ontology and human-labeled dataset for audio events,” in *2017 IEEE international conference on acoustics, speech and signal processing (ICASSP)*. IEEE, 2017, pp. 776–780.
- [12] K. Drossos, S. Lipping, and T. Virtanen, “Clotho: An audio captioning dataset,” in *ICASSP 2020-2020 IEEE International Conference on Acoustics, Speech and Signal Processing (ICASSP)*. IEEE, 2020, pp. 736–740.
- [13] C. D. Kim, B. Kim, H. Lee, and G. Kim, “Audiocaps: Generating captions for audios in the wild,” in *Proceedings of the 2019 Conference of the North American Chapter of the Association for Computational Linguistics: Human Language Technologies, Volume 1 (Long and Short Papers)*, 2019, pp. 119–132.
- [14] I. Martin Morato and A. Mesaros, “Diversity and bias in audio captioning datasets,” 2021.
- [15] M. Wu, H. Dinkel, and K. Yu, “Audio caption: Listen and tell,” in *ICASSP 2019-2019 IEEE International Conference on Acoustics, Speech and Signal Processing (ICASSP)*. IEEE, 2019, pp. 830–834.
- [16] Y. Wu, K. Chen, T. Zhang, Y. Hui, T. Berg-Kirkpatrick, and S. Dubnov, “Large-scale contrastive language-audio pretraining with feature fusion and keyword-to-caption augmentation,” in *ICASSP 2023-2023 IEEE International Conference on Acoustics, Speech and Signal Processing (ICASSP)*. IEEE, 2023, pp. 1–5.
- [17] F. Font, G. Roma, and X. Serra, “Freesound technical demo,” in *Proceedings of the 21st ACM international conference on Multimedia*, 2013, pp. 411–412.

- [18] X. Mei, C. Meng, H. Liu, Q. Kong, T. Ko, C. Zhao, M. D. Plumbley, Y. Zou, and W. Wang, “Wavcaps: A chatgpt-assisted weakly-labelled audio captioning dataset for audio-language multimodal research,” *arXiv preprint arXiv:2303.17395*, 2023.
- [19] J. Wang, Z. Yang, X. Hu, L. Li, K. Lin, Z. Gan, Z. Liu, C. Liu, and L. Wang, “Git: A generative image-to-text transformer for vision and language,” *arXiv preprint arXiv:2205.14100*, 2022.
- [20] L. Li, J. Lei, Z. Gan, L. Yu, Y.-C. Chen, R. Pillai, Y. Cheng, L. Zhou, X. E. Wang, W. Y. Wang *et al.*, “Value: A multi-task benchmark for video-and-language understanding evaluation,” *arXiv preprint arXiv:2106.04632*, 2021.
- [21] V. Gabeur, C. Sun, K. Alahari, and C. Schmid, “Multi-modal transformer for video retrieval,” in *European Conference on Computer Vision*. Springer, 2020, pp. 214–229.
- [22] S. Chen, X. Zhu, D. Hao, W. Liu, J. Liu, Z. Zhao, L. Guo, and J. Liu, “Mm21 pre-training for video understanding challenge: Video captioning with pretraining techniques,” in *Proceedings of the 29th ACM International Conference on Multimedia*, 2021, pp. 4853–4857.
- [23] H. Luo, L. Ji, B. Shi, H. Huang, N. Duan, T. Li, J. Li, T. Bharti, and M. Zhou, “Univl: A unified video and language pre-training model for multimodal understanding and generation,” *arXiv preprint arXiv:2002.06353*, 2020.
- [24] P. H. Seo, A. Nagrani, and C. Schmid, “Look before you speak: Visually contextualized utterances,” in *Proceedings of the IEEE/CVF Conference on Computer Vision and Pattern Recognition*, 2021, pp. 16 877–16 887.
- [25] A. Rouditchenko, A. Boggust, D. Harwath, B. Chen, D. Joshi, S. Thomas, K. Audhkhasi, H. Kuehne, R. Panda, R. Feris *et al.*, “Avlnet: Learning audio-visual language representations from instructional videos,” *arXiv preprint arXiv:2006.09199*, 2020.
- [26] R. Zellers, J. Lu, X. Lu, Y. Yu, Y. Zhao, M. Salehi, A. Kusupati, J. Hessel, A. Farhadi, and Y. Choi, “Merlot reserve: Neural script knowledge through vision and language and sound,” in *Proceedings of the IEEE/CVF Conference on Computer Vision and Pattern Recognition*, 2022, pp. 16 375–16 387.
- [27] Z. Yang, Y. Fang, C. Zhu, R. Pryzant, D. Chen, Y. Shi, Y. Xu, Y. Qian, M. Gao, Y.-L. Chen *et al.*, “i-code: An integrative and composable multimodal learning framework,” *arXiv preprint arXiv:2205.01818*, 2022.
- [28] J. Li, D. Li, C. Xiong, and S. Hoi, “Blip: Bootstrapping language-image pre-training for unified vision-language understanding and generation,” *arXiv preprint arXiv:2201.12086*, 2022.
- [29] C. Schuhmann, R. Vencu, R. Beaumont, R. Kaczmarczyk, C. Mullis, A. Katta, T. Coombes, J. Jitsev, and A. Komatsuzaki, “Laion-400m: Open dataset of clip-filtered 400 million image-text pairs,” *arXiv preprint arXiv:2111.02114*, 2021.
- [30] T.-Y. Lin, M. Maire, S. Belongie, J. Hays, P. Perona, D. Ramanan, P. Dollár, and C. L. Zitnick, “Microsoft coco: Common objects in context,” in *European conference on computer vision*. Springer, 2014, pp. 740–755.
- [31] X. Wang, J. Wu, J. Chen, L. Li, Y.-F. Wang, and W. Y. Wang, “Vatex: A large-scale, high-quality multilingual dataset for video-and-language research,” in *Proceedings of the IEEE/CVF International Conference on Computer Vision*, 2019, pp. 4581–4591.
- [32] J. Xu, T. Mei, T. Yao, and Y. Rui, “Msr-vtt: A large video description dataset for bridging video and language,” in *Proceedings of the IEEE conference on computer vision and pattern recognition*, 2016, pp. 5288–5296.
- [33] D. Chen and W. B. Dolan, “Collecting highly parallel data for paraphrase evaluation,” in *Proceedings of the 49th annual meeting of the association for computational linguistics: human language technologies*, 2011, pp. 190–200.
- [34] H. Touvron, T. Lavril, G. Izacard, X. Martinet, M.-A. Lachaux, T. Lacroix, B. Rozière, N. Goyal, E. Hambro, F. Azhar *et al.*, “Llama: Open and efficient foundation language models,” *arXiv preprint arXiv:2302.13971*, 2023.
- [35] A. Dosovitskiy, L. Beyer, A. Kolesnikov, D. Weissenborn, X. Zhai, T. Unterthiner, M. Dehghani, M. Minderer, G. Heigold, S. Gelly *et al.*, “An image is worth 16x16 words: Transformers for image recognition at scale,” *arXiv preprint arXiv:2010.11929*, 2020.

- [36] S. Chen, Y. Wu, C. Wang, S. Liu, D. Tompkins, Z. Chen, and F. Wei, “Beats: Audio pre-training with acoustic tokenizers,” *arXiv preprint arXiv:2212.09058*, 2022.
- [37] Y. Wu, M. Schuster, Z. Chen, Q. V. Le, M. Norouzi, W. Macherey, M. Krikun, Y. Cao, Q. Gao, K. Macherey *et al.*, “Google’s neural machine translation system: Bridging the gap between human and machine translation,” *arXiv preprint arXiv:1609.08144*, 2016.
- [38] J. Li, R. Selvaraju, A. Gotmare, S. Joty, C. Xiong, and S. C. H. Hoi, “Align before fuse: Vision and language representation learning with momentum distillation,” *Advances in neural information processing systems*, vol. 34, pp. 9694–9705, 2021.
- [39] Q. Sun, Y. Fang, L. Wu, X. Wang, and Y. Cao, “Eva-clip: Improved training techniques for clip at scale,” *arXiv preprint arXiv:2303.15389*, 2023.
- [40] A. Radford, J. W. Kim, C. Hallacy, A. Ramesh, G. Goh, S. Agarwal, G. Sastry, A. Askell, P. Mishkin, J. Clark *et al.*, “Learning transferable visual models from natural language supervision,” in *International Conference on Machine Learning*. PMLR, 2021, pp. 8748–8763.
- [41] S. J. Rennie, E. Marcheret, Y. Mroueh, J. Ross, and V. Goel, “Self-critical sequence training for image captioning,” in *Proceedings of the IEEE conference on computer vision and pattern recognition*, 2017, pp. 7008–7024.
- [42] B. A. Plummer, L. Wang, C. M. Cervantes, J. C. Caicedo, J. Hockenmaier, and S. Lazebnik, “Flickr30k entities: Collecting region-to-phrase correspondences for richer image-to-sentence models,” in *Proceedings of the IEEE international conference on computer vision*, 2015, pp. 2641–2649.
- [43] Y. Li, Y. Song, L. Cao, J. Tetreault, L. Goldberg, A. Jaimes, and J. Luo, “Tgif: A new dataset and benchmark on animated gif description,” in *Proceedings of the IEEE Conference on Computer Vision and Pattern Recognition*, 2016, pp. 4641–4650.
- [44] D. Xu, Z. Zhao, J. Xiao, F. Wu, H. Zhang, X. He, and Y. Zhuang, “Video question answering via gradually refined attention over appearance and motion,” in *Proceedings of the 25th ACM international conference on Multimedia*, 2017, pp. 1645–1653.
- [45] Y. Goyal, T. Khot, D. Summers-Stay, D. Batra, and D. Parikh, “Making the v in vqa matter: Elevating the role of image understanding in visual question answering,” in *Proceedings of the IEEE conference on computer vision and pattern recognition*, 2017, pp. 6904–6913.
- [46] J. Li, D. Li, S. Savarese, and S. Hoi, “Blip-2: Bootstrapping language-image pre-training with frozen image encoders and large language models,” *arXiv preprint arXiv:2301.12597*, 2023.
- [47] W. Wang, H. Bao, L. Dong, J. Bjorck, Z. Peng, Q. Liu, K. Aggarwal, O. K. Mohammed, S. Singhal, S. Som *et al.*, “Image as a foreign language: Beit pretraining for all vision and vision-language tasks,” *arXiv preprint arXiv:2208.10442*, 2022.
- [48] P. Wang, A. Yang, R. Men, J. Lin, S. Bai, Z. Li, J. Ma, C. Zhou, J. Zhou, and H. Yang, “Ofa: Unifying architectures, tasks, and modalities through a simple sequence-to-sequence learning framework,” in *International Conference on Machine Learning*. PMLR, 2022, pp. 23 318–23 340.
- [49] W. Kuo, A. Piergiovanni, D. Kim, X. Luo, B. Caine, W. Li, A. Ogale, L. Zhou, A. Dai, Z. Chen *et al.*, “Mammut: A simple architecture for joint learning for multimodal tasks,” *arXiv preprint arXiv:2303.16839*, 2023.
- [50] X. Chen, X. Wang, S. Changpinyo, A. Piergiovanni, P. Padlewski, D. Salz, S. Goodman, A. Grycner, B. Mustafa, L. Beyer *et al.*, “Pali: A jointly-scaled multilingual language-image model,” *arXiv preprint arXiv:2209.06794*, 2022.
- [51] L. Zhou, C. Xu, and J. J. Corso, “Towards automatic learning of procedures from web instructional videos,” in *Thirty-Second AAAI Conference on Artificial Intelligence*, 2018.
- [52] L. Anne Hendricks, O. Wang, E. Shechtman, J. Sivic, T. Darrell, and B. Russell, “Localizing moments in video with natural language,” in *Proceedings of the IEEE international conference on computer vision*, 2017, pp. 5803–5812.
- [53] R. Krishna, K. Hata, F. Ren, L. Fei-Fei, and J. Carlos Nibbles, “Dense-captioning events in videos,” in *Proceedings of the IEEE international conference on computer vision*, 2017, pp. 706–715.
- [54] K. Li, Y. Wang, Y. Li, Y. Wang, Y. He, L. Wang, and Y. Qiao, “Unmasked teacher: Towards training-efficient video foundation models,” *arXiv preprint arXiv:2303.16058*, 2023.

- [55] D. Ko, J. Choi, H. K. Choi, K.-W. On, B. Roh, and H. J. Kim, “Meltr: Meta loss transformer for learning to fine-tune video foundation models,” *arXiv preprint arXiv:2303.13009*, 2023.
- [56] H. Luo, L. Ji, M. Zhong, Y. Chen, W. Lei, N. Duan, and T. Li, “Clip4clip: An empirical study of clip for end to end video clip retrieval and captioning,” *Neurocomputing*, vol. 508, pp. 293–304, 2022.
- [57] Y. Wang, K. Li, Y. Li, Y. He, B. Huang, Z. Zhao, H. Zhang, J. Xu, Y. Liu, Z. Wang *et al.*, “Intern-video: General video foundation models via generative and discriminative learning,” *arXiv preprint arXiv:2212.03191*, 2022.
- [58] J. Lei, L. Yu, T. L. Berg, and M. Bansal, “Tvr: A large-scale dataset for video-subtitle moment retrieval,” in *Computer Vision—ECCV 2020: 16th European Conference, Glasgow, UK, August 23–28, 2020, Proceedings, Part XXI 16*. Springer, 2020, pp. 447–463.
- [59] G. Li, Y. Wei, Y. Tian, C. Xu, J.-R. Wen, and D. Hu, “Learning to answer questions in dynamic audio-visual scenarios,” in *Proceedings of the IEEE/CVF Conference on Computer Vision and Pattern Recognition*, 2022, pp. 19 108–19 118.
- [60] Z. Yu, D. Xu, J. Yu, T. Yu, Z. Zhao, Y. Zhuang, and D. Tao, “Activitynet-qa: A dataset for understanding complex web videos via question answering,” in *Proceedings of the AAAI Conference on Artificial Intelligence*, vol. 33, no. 01, 2019, pp. 9127–9134.
- [61] K. Lin, L. Li, C.-C. Lin, F. Ahmed, Z. Gan, Z. Liu, Y. Lu, and L. Wang, “Swinbert: End-to-end transformers with sparse attention for video captioning,” in *Proceedings of the IEEE/CVF Conference on Computer Vision and Pattern Recognition*, 2022, pp. 17 949–17 958.
- [62] M. Tang, Z. Wang, Z. Zeng, F. Rao, and D. Li, “Clip4caption++: Multi-clip for video caption,” *arXiv preprint arXiv:2110.05204*, 2021.
- [63] W. Kay, J. Carreira, K. Simonyan, B. Zhang, C. Hillier, S. Vijayanarasimhan, F. Viola, T. Green, T. Back, P. Natsev *et al.*, “The kinetics human action video dataset,” *arXiv preprint arXiv:1705.06950*, 2017.
- [64] S. Chen, Y. Zhao, Q. Jin, and Q. Wu, “Fine-grained video-text retrieval with hierarchical graph reasoning,” in *Proceedings of the IEEE/CVF Conference on Computer Vision and Pattern Recognition*, 2020, pp. 10 638–10 647.
- [65] A. Rohrbach, A. Torabi, M. Rohrbach, N. Tandon, C. Pal, H. Larochelle, A. Courville, and B. Schiele, “Movie description,” *International Journal of Computer Vision*, vol. 123, no. 1, pp. 94–120, 2017.
- [66] Y. Jang, Y. Song, Y. Yu, Y. Kim, and G. Kim, “Tgif-qa: Toward spatio-temporal reasoning in visual question answering,” in *Proceedings of the IEEE conference on computer vision and pattern recognition*, 2017, pp. 2758–2766.
- [67] A.-M. Oncescu, A. Koepke, J. F. Henriques, Z. Akata, and S. Albanie, “Audio retrieval with natural language queries,” *arXiv preprint arXiv:2105.02192*, 2021.
- [68] A. Karpathy and L. Fei-Fei, “Deep visual-semantic alignments for generating image descriptions,” in *Proceedings of the IEEE conference on computer vision and pattern recognition*, 2015, pp. 3128–3137.
- [69] X. Cheng, H. Lin, X. Wu, F. Yang, and D. Shen, “Improving video-text retrieval by multi-stream corpus alignment and dual softmax loss,” *arXiv preprint arXiv:2109.04290*, 2021.
- [70] J. Lei, T. L. Berg, and M. Bansal, “Revealing single frame bias for video-and-language learning,” *arXiv preprint arXiv:2206.03428*, 2022.
- [71] J. Wang, D. Chen, Z. Wu, C. Luo, L. Zhou, Y. Zhao, Y. Xie, C. Liu, Y.-G. Jiang, and L. Yuan, “Omnivl: One foundation model for image-language and video-language tasks,” *arXiv preprint arXiv:2209.07526*, 2022.
- [72] Q. Ye, G. Xu, M. Yan, H. Xu, Q. Qian, J. Zhang, and F. Huang, “Hitea: Hierarchical temporal-aware video-language pre-training,” *arXiv preprint arXiv:2212.14546*, 2022.
- [73] F. Cheng, X. Wang, J. Lei, D. Crandall, M. Bansal, and G. Bertasius, “Vindlu: A recipe for effective video-and-language pretraining,” *arXiv preprint arXiv:2212.05051*, 2022.
- [74] L. Li, Z. Gan, K. Lin, C.-C. Lin, Z. Liu, C. Liu, and L. Wang, “Lavender: Unifying video-language understanding as masked language modeling,” *arXiv preprint arXiv:2206.07160*, 2022.
- [75] A. J. Wang, Y. Ge, R. Yan, Y. Ge, X. Lin, G. Cai, J. Wu, Y. Shan, X. Qie, and M. Z. Shou, “All in one: Exploring unified video-language pre-training,” *arXiv preprint arXiv:2203.07303*, 2022.



- [76] Y. Ma, G. Xu, X. Sun, M. Yan, J. Zhang, and R. Ji, “X-clip: End-to-end multi-grained contrastive learning for video-text retrieval,” in *Proceedings of the 30th ACM International Conference on Multimedia*, 2022, pp. 638–647.
- [77] H. Xu, Q. Ye, M. Yan, Y. Shi, J. Ye, Y. Xu, C. Li, B. Bi, Q. Qian, W. Wang *et al.*, “mplug-2: A modularized multi-modal foundation model across text, image and video,” *arXiv preprint arXiv:2302.00402*, 2023.
- [78] H. Xue, Y. Sun, B. Liu, J. Fu, R. Song, H. Li, and J. Luo, “Clip-vip: Adapting pre-trained image-text model to video-language representation alignment,” *arXiv preprint arXiv:2209.06430*, 2022.
- [79] V. Gabeur, A. Nagrani, C. Sun, K. Alahari, and C. Schmid, “Masking modalities for cross-modal video retrieval,” in *Proceedings of the IEEE/CVF Winter Conference on Applications of Computer Vision*, 2022, pp. 1766–1775.
- [80] Y.-B. Lin, J. Lei, M. Bansal, and G. Bertasius, “Eclipse: Efficient long-range video retrieval using sight and sound,” *arXiv preprint arXiv:2204.02874*, 2022.
- [81] M. Patrick, P.-Y. Huang, Y. Asano, F. Metze, A. Hauptmann, J. Henriques, and A. Vedaldi, “Support-set bottlenecks for video-text representation learning,” *arXiv preprint arXiv:2010.02824*, 2020.
- [82] Q. Wang, Y. Zhang, Y. Zheng, P. Pan, and X.-S. Hua, “Disentangled representation learning for text-video retrieval,” *arXiv preprint arXiv:2203.07111*, 2022.
- [83] H. Xu, G. Ghosh, P.-Y. Huang, P. Arora, M. Aminzadeh, C. Feichtenhofer, F. Metze, and L. Zettlemoyer, “Vlm: Task-agnostic video-language model pre-training for video understanding,” *arXiv preprint arXiv:2105.09996*, 2021.
- [84] D. Li, J. Li, H. Li, J. C. Niebles, and S. C. Hoi, “Align and prompt: Video-and-language pre-training with entity prompts,” in *Proceedings of the IEEE/CVF Conference on Computer Vision and Pattern Recognition*, 2022, pp. 4953–4963.
- [85] T.-J. Fu, L. Li, Z. Gan, K. Lin, W. Y. Wang, L. Wang, and Z. Liu, “Violet: End-to-end video-language transformers with masked visual-token modeling,” *arXiv preprint arXiv:2111.12681*, 2021.
- [86] L. Yuan, D. Chen, Y.-L. Chen, N. Codella, X. Dai, J. Gao, H. Hu, X. Huang, B. Li, C. Li *et al.*, “Florence: A new foundation model for computer vision,” *arXiv preprint arXiv:2111.11432*, 2021.
- [87] J. Lei, L. Li, L. Zhou, Z. Gan, T. L. Berg, M. Bansal, and J. Liu, “Less is more: Clipbert for video-and-language learning via sparse sampling,” in *Proceedings of the IEEE/CVF Conference on Computer Vision and Pattern Recognition*, 2021, pp. 7331–7341.
- [88] T.-J. Fu, L. Li, Z. Gan, K. Lin, W. Y. Wang, L. Wang, and Z. Liu, “An empirical study of end-to-end video-language transformers with masked visual modeling,” *arXiv preprint arXiv:2209.01540*, 2022.
- [89] J. Huang, Y. Li, J. Feng, X. Sun, and R. Ji, “Clover: Towards a unified video-language alignment and fusion model,” *arXiv preprint arXiv:2207.07885*, 2022.
- [90] A. Yang, A. Miech, J. Sivic, I. Laptev, and C. Schmid, “Just ask: Learning to answer questions from millions of narrated videos,” in *Proceedings of the IEEE/CVF International Conference on Computer Vision*, 2021, pp. 1686–1697.
- [91] —, “Zero-shot video question answering via frozen bidirectional language models,” *arXiv preprint arXiv:2206.08155*, 2022.
- [92] J.-B. Alayrac, J. Donahue, P. Luc, A. Miech, I. Barr, Y. Hasson, K. Lenc, A. Mensch, K. Millican, M. Reynolds *et al.*, “Flamingo: a visual language model for few-shot learning,” *arXiv preprint arXiv:2204.14198*, 2022.
- [93] S. Yan, T. Zhu, Z. Wang, Y. Cao, M. Zhang, S. Ghosh, Y. Wu, and J. Yu, “Video-text modeling with zero-shot transfer from contrastive captioners,” *arXiv preprint arXiv:2212.04979*, 2022.
- [94] A. Nagrani, P. H. Seo, B. Seybold, A. Hauth, S. Manen, C. Sun, and C. Schmid, “Learning audio-video modalities from image captions,” *arXiv preprint arXiv:2204.00679*, 2022.
- [95] P. Wang, S. Wang, J. Lin, S. Bai, X. Zhou, J. Zhou, X. Wang, and C. Zhou, “One-peace: Exploring one general representation model toward unlimited modalities,” *arXiv preprint arXiv:2305.11172*, 2023.
- [96] X. Xu, H. Dinkel, M. Wu, Z. Xie, and K. Yu, “Investigating local and global information for automated audio captioning with transfer learning,” in *ICASSP 2021-2021 IEEE International Conference on Acoustics, Speech and Signal Processing (ICASSP)*. IEEE, 2021, pp. 905–909.

- [97] Z. Wang, J. Yu, A. W. Yu, Z. Dai, Y. Tsvetkov, and Y. Cao, “Simvlm: Simple visual language model pretraining with weak supervision,” *arXiv preprint arXiv:2108.10904*, 2021.
- [98] C. Jia, Y. Yang, Y. Xia, Y.-T. Chen, Z. Parekh, H. Pham, Q. Le, Y.-H. Sung, Z. Li, and T. Duerig, “Scaling up visual and vision-language representation learning with noisy text supervision,” in *International Conference on Machine Learning*. PMLR, 2021, pp. 4904–4916.
- [99] J. Yu, Z. Wang, V. Vasudevan, L. Yeung, M. Seyedhosseini, and Y. Wu, “Coca: Contrastive captioners are image-text foundation models,” *arXiv preprint arXiv:2205.01917*, 2022.
- [100] M. Ding, B. Xiao, N. Codella, P. Luo, J. Wang, and L. Yuan, “Davvit: Dual attention vision transformers,” *arXiv preprint arXiv:2204.03645*, 2022.

## Appendix

### A More about VAST Foundation Model

#### A.1 Pretraining Settings

Specific pretraining configurations of VAST including training corpora, training steps for each corpus (i.e., dataset mix ratio), and training objectives on each corpus are presented in Table 8. To enhance data quality, we use trained vision captioner to generate new captions for CC12M and LAION datasets and replace original captions with them. It is noted that VAST have been trained for relatively small steps (205K steps), but have already shown excellent performances on various types of downstream tasks, and we believe that training by more steps can further increase the model capabilities.

Table 8: Model configurations and pretraining settings of VAST. It is noted that 400M Web data used in CLIP [40] and LAION-400M [29] used in EVAClip [39] are also counted for training samples statics. LAION-102M and LAION-110M are both random sampled subsets from LAION-400M. Regarding training objectives, ‘ret’ represents for the combination of VCC and VCM, while ‘cap’ denotes VCG, and differnet modality groups are separated by ‘%’.

Model	Param	Sample	Training Corpus	Batch Size	Steps	Epoch	Objectives
VAST	1.3B	442M	VAST-27M	1024	60000	2.3	ret%vast%vat%vst%vt%at + cap%vast%vat%vst%vt%at
			VALOR-1M	1024	25000	25	ret%vat%vt%at + cap%vat%vt%at
			WavCaps	1024	15000	38	ret%at + cap%at
			CC4M	2048	30000	12	ret%vt + cap%vt
			CC12M	2048	20000	4	ret%vt + cap%vt
			LAION-110M	2048	55000	1	ret%vt + cap%vt

#### A.2 Downstream Datasets Descriptions

We evaluate VAST on multiple popular domnstream datasets, including MSRVTT, VATEX, YouCook2, VALOR-32K, MSVD, LSMDC, DiDeMo, ActivityNet Caption, TGIF, MUSIC-AVQA, TVC, Clotho, AudioCaps, MSCOCO, Flickr30K and VQAv2. Specific train/val/test splits of those benchmarks can be found in Table 9 and specific descriptions of them are as follows.

**MSRVTT** [32] contains 10K video clips and 200K captions. The videos cover a wide range of topics and scenes, including human activities, sports, natural landscapes, and more. We evaluate text-to-video retrieval, video captioning and video QA on this dataset. Following methods presented in Table 11, we use the ‘1K-A split’ for retrieval evaluation. For captioning and QA, we use the standard split.

**VATEX** [31] contains 41,250 video clips sourced from Kinetics-600 dataset [63] and 825,000 sentence-level descriptions. We evaluate text-to-video retrieval and video captioning on this dataset. For captioning, we use the official split. For retrieval. we follow the HGR [64] split protocol.

**YouCook2** [51] consists of 14K video clips from 2K instructional cooking videos from YouTube. Each video includes multiple actions performed by the chef, along with corresponding textual descriptions and temporal annotations. We evaluate text-to-video retrieval and video captioning on this dataset with official splits.

**VALOR-32K** [7] is an audiovisual video-language benchmark that contains 32K 10 seconds long audible video clips sourced from AudioSet [11]. Each video clip is annotated with an audiovisual caption which simultaneously describes both visual and audio contents in videos. We evaluate text-to-video retrieval and video captioning on this dataset with official splits.

**MSVD** [33] contains 1,970 videos, each of which is paired with around 40 captions. We evaluate video QA on this dataset and use the split proposed by Xu et al. [44].

**LSMDC** [65] consists of 118K clips form 202 movies, each of which is paired with one caption. We evaluate text-to-video retrieval on this dataset with official split.

Table 9: Downstream dataset splits.

Task Type	Modal Type	Benchmark	#Videos/#Images			#Captions/#QA-pairs		
			Train	Val	Test	Train	Val	Test
Retrieval	V-T(Vis)	MSCOCO	113287	5000	5000	566747	25010	25010
		Flickr30K	29000	1014	1000	145000	5070	5000
	A-T	ClothoV1	2893	1045	-	14465	5225	-
		ClothoV2	3839	1045	-	19195	5225	-
		AudioCaps	49291	428	816	49291	2140	4080
	V-T(MM)	MSRVTT	9000	-	1000	180000	-	1000
		YouCook2	10337	3492	-	10337	3492	-
		VALOR-32K	25000	3500	3500	25000	3500	3500
		VATEX	25991	1500	1500	259910	1500	1500
		DiDeMo	8394	1065	1003	8394	1065	1003
		ANET	10009	-	4917	10009	-	4917
		LSMDC	101046	7408	1000	101046	7408	1000
Caption	V-T(Vis)	MSCOCO	113287	5000	5000	566747	25010	25010
		MSVD	1200	100	670	48774	4290	27763
	A-T	ClothoV1	2893	1045	-	14465	5225	-
		ClothoV2	3839	1045	-	19195	5225	-
		AudioCaps	49838	495	975	49438	2475	4875
	V-T(MM)	MSRVTT	6513	497	2990	130260	9940	59800
		YouCook2	10337	3492	-	10337	3492	-
		VALOR-32K	25000	3500	3500	25000	3500	3500
		VATEX	25991	3000	6000	259910	30000	60000
		TVC	86603	10841	-	174350	43580	-
QA	V-T(Vis)	MSVD-QA	1200	250	520	30933	6,415	13157
		TGIF-FrameQA	32345	-	7132	39389	-	13691
		VQAv2	82783	40504	37K/81K	4437570	2143540	1.1M/4.5M
	V-T(MM)	MSRVTT-QA	6513	497	2990	158581	12278	72821
		MUSIC-AVQA	9277	3815	6399	32087	4595	9185
		ANET-QA	3200	1800	800	32000	18000	8000

**DiDeMo** [52] contains 10K long-form videos from Flickr and for each video, four short sentences are annotated in temporal order. We follow methods in Table 11 to concatenate those short sentences and evaluate ‘paragraph-to-video’ retrieval on this benchmark. The official split is used.

**ActivityNet Caption** [53] contains 20K long-form videos (180s as average length) from YouTube and 100K captions. We evaluate text-to-video retrieval and video QA on this dataset. For retrieval we use official split and for video QA, split proposed by Yu et al. [60] is used.

**TGIF** [66] contains three video QA benchmarks including TGIF-Action, TGIF-transition and TGIF-Frame, and the first two are multiple-choice QA while the last is open-ended QA. We evaluate VAST on TGIF-frame benchmark with official split.

**MUSIC-AVQA** [59] is a audiovisual video QA benchmark containing more than 45K Q-A pairs covering 33 different question templates spanning over different modalities and question types. The official split is used.

**TVC** [58] is a multi-channel video captioning dataset containing 108K video moments and 262K paired captions. Video subtitles can be used as additional input. We evaluate video captioning on this benchmark with official split.

**Clotho** [12] contains 15-30 second audio clips and has two versions. The original (v1) has 4981 audios, while an expanded version (v2) includes 6974 audios, enlarging solely the training set. We evaluate text-to-audio retrieval and audio captioning on those benchmarks with official split.

**AudioCaps** [13] contains 51K 10-second clips, with one caption in the training set and five in the validation and test sets. We evaluate text-to-audio retrieval and audio captioning on it. For captioning, we use the official split, and for retrieval we follow the Sophia et al. [67] split protocol.

**MSCOCO** [30] contains 123K images each of which is paired with 5 annotated captions, We evaluate text-to-image retrieval and image captioning on this dataset with Karpathy split [68].

Table 10: Downstream task finetuning settings. Lr, Bs, Epo, Obj and Res denote learning rate, batch size, epoch, training objectives and resolution, respectively. Vf(Tr), Vf(Te), Ac(Tr), Ac(Te) denotes sampled video frames (Vf) or audio clips (Ac) in training (Tr) and testing (Te), respectively. The marks in Obj are the same as those in Table 8. Most hyperparameters in the table are not precisely tuned.

Task	Modality	Benchmark	Lr	Bs	Epo	Obj	Vf(Tr)	Vf(Te)	Ac(Tr)	Ac(Te)	Res
RET	V-T(Vis)	MSCOCO	1e-5	256	5	ret%vt	-	-	-	-	384
		Flickr	1e-5	256	5	ret%vt	-	-	-	-	384
	A-T	ClothoV1/V2	2e-5	64	10	ret%at	-	-	3	3	-
		AudioCaps	2e-5	64	10	ret%at	-	-	1	1	-
	V-T(MM)	MSRVTT	2e-5	64	3.6	ret%vast	8	16	1	1	224
		YouCook2	3e-5	64	30	ret%vast	8	16	1	1	224
		VALOR-32K	2e-5	64	10	ret%vat	8	8	1	1	224
		VATEX	2e-5	64	2.5	ret%vast	8	16	1	1	224
		DiDeMo	2e-5	64	40	ret%vat	8	32	2	2	224
		ANET	2e-5	64	20	ret%vat	8	32	2	2	224
		LSMDC	2e-5	64	5	ret%vat	8	32	1	1	224
CAP	V-T(Vis)	MSCOCO	1e-5	64	5	cap%vt	-	-	-	-	480
		MSCOCO(SCST)	2.5e-6	64	2.5	cap%vt	-	-	-	-	480
	A-T	ClothoV1/V2	2e-5	64	10	cap%at	-	-	3	3	-
		AudioCaps	2e-5	64	10	cap%at	-	-	1	1	-
	V-T(MM)	MSRVTT	2e-5	128	10	cap%vast	8	8	1	1	224
		YouCook2	3e-5	64	30	cap%vast	8	16	1	1	224
		VALOR-32K	1e-5	64	10	cap%vat	8	12	1	1	224
		VATEX	2e-5	64	10	cap%vast	8	20	1	1	224
		VATEX(SCST)	7e-6	64	5	cap%vast	8	20	1	1	224
		TVC	3e-5	64	40	cap%vst	8	8	-	-	224
QA	V-T(Vis)	MSVD-QA	1e-5	64	10	qa%vt	8	14	-	-	224
		TGIF-FrameQA	2e-5	64	10	qa%vt	4	4	-	-	224
		VQAv2	2e-5	128	20	qa%vt	-	-	-	-	384
	V-T(MM)	MSRVTT-QA	2e-5	64	4.5	qa%vast	8	8	1	1	224
		MUSIC-AVQA	2e-5	64	20	qa%vat	8	8	2	2	224
		ANET-QA	2e-5	64	10	qa%vat	8	16	2	2	224

**Flickr30K** [42] contains 31K images each of which is paired with 5 annotated captions, We evaluate text-to-image retrieval on this dataset with Karpathy split [68].

**VQAv2** [45] was used as the basis of the 2017 VQA Challenge2, it contains 1.1M questions with 11.1M answers relating to MSCOCO images. The official split is used.

### A.3 Finetuning Settings

Specific finetuning hyperparameters of VAST for different benchmarks are presented in Table 10.

### A.4 Detailed Comparisons to State-of-the-Art Methods

**Text-to-Video Retrieval.** We compare VAST to SOTA methods on six multi-modal text-to-video retrieval benchmarks. As shown in Table 4, VAST improves previous SOTA methods by 5.1, 1.6, 3.7, 6.1 points on MSRVTT, DiDeMo, ActivityNet, VATEX benchmarks, respectively. Besides above mentioned vision-oriented benchmarks, VAST outperforms VALOR-L [7] by 6.8 points on the audio-oriented benchmark VALOR-32K, and surpass MELTR [55] by 16.7 points on the subtitle-oriented benchmark YouCook2, which demonstrate the strong generalization capabilities of VAST towards different types of downstream datasets. In addition, the zero-shot retrieval performance comparison is shown in Table 12, VAST achieves 49.3 and 55.5 zero-shot R@1 performance that surpasses previous SOTA by 7.3 and 6.9 points, respectively.

**Video QA.** We evaluate VAST on five open-ended video QA benchmarks. As shown in Table 13, VAST have achieved new SOTA performances on all benchmarks, and outperform recent proposed large-scale foundation models such as GIT [19], MaMMUT [49], Flamingo [92] and CoCa [93]. In addition, on the audiovisual video QA benchmark MUSIC-AVQA, VAST surpasses VALOR by 1.8 points, demonstrating its better capabilities to answer both visual and audio questions.

Table 11: Performance comparison on Text-to-Video Retrieval benchmarks. Recall@1,5,10 are used as evaluation metrics. For fair comparisons, performances before employing post-processing such as dual-softmax [69] are reported and compared. All benchmarks are multi-modal benchmarks (containing audio and subtitle tracks). Methods utilizing audio or subtitle modalities besides vision for video representation are marked with gray background color.

Method	Sample	MSRVTT			DiDeMo			ActivityNet		
		R@1	R@5	R@10	R@1	R@5	R@10	R@1	R@5	R@10
Singularity [70]	17M	41.5	68.7	77.0	53.9	79.4	86.9	47.1	75.5	85.5
OmniVL [71]	17M	47.8	74.2	83.8	52.4	79.5	85.4	-	-	-
HiTeA [72]	17M	46.8	71.2	81.9	56.5	81.7	89.7	49.7	77.1	86.7
VINDLU-L [73]	25M	48.8	72.4	82.2	59.8	86.6	91.5	55.9	82.3	90.9
LAVENDER [74]	30M	40.7	66.9	77.6	53.4	78.6	85.3	-	-	-
All-in-one [75]	138M	37.9	68.1	77.1	32.7	61.4	73.5	-	-	-
CLIP4Clip [56]	400M	44.5	71.4	81.6	43.4	70.2	80.6	40.5	72.4	-
X-CLIP [76]	400M	49.3	75.8	84.8	47.8	79.3	-	46.2	75.5	-
mPLUG-2 [77]	417M	53.1	77.6	84.7	56.4	79.1	85.2	-	-	-
UMT-L [54]	425M	58.8	81.0	87.1	70.4	<b>90.1</b>	<b>93.5</b>	66.8	89.1	94.9
CLIP-VIP [78]	500M	54.2	77.2	84.8	50.5	78.4	87.1	53.4	81.4	90.0
MMT [21]	136M	26.6	57.1	69.6	-	-	-	28.7	61.4	-
AVLNet [25]	136M	22.5	50.5	64.1	-	-	-	-	-	-
Gabeur et al. [79]	136M	28.7	59.5	70.3	-	-	-	29.0	61.7	-
ECLIPSE [80]	400M	-	-	-	44.2	-	-	45.3	75.7	86.2
VALOR-L [7]	433.5M	54.4	79.8	87.6	57.6	83.3	88.8	63.4	87.8	94.1
<b>VAST</b>	<b>442M</b>	<b>63.9</b>	<b>84.3</b>	<b>89.6</b>	<b>72.0</b>	89.0	91.4	<b>70.5</b>	<b>90.9</b>	<b>95.5</b>

Method	VATEX		
	R@1	R@5	R@10
Support-set [81]	44.9	82.1	89.7
CLIP4Clip [56]	55.9	89.2	95.0
DCR [82]	65.7	92.6	96.7
VALOR-L	76.9	96.7	98.6
<b>VAST</b>	<b>83.0</b>	<b>98.2</b>	<b>99.2</b>

Method	VALOR-32K		
	R@1	R@5	R@10
Frozen [3]	32.9	60.4	71.2
CLIP4Clip [56]	43.4	69.9	79.7
AVLNet [25]	21.6	47.2	59.8
VALOR-L [7]	73.2	91.6	95.4
<b>VAST</b>	<b>80.0</b>	<b>93.7</b>	<b>96.6</b>

Method	YouCook2		
	R@1	R@5	R@10
UniVL [23]	28.9	57.6	70.0
MELTR [55]	33.7	63.1	74.8
VLM [83]	27.1	56.9	69.4
VALUE [20]	31.3	53.0	62.2
<b>VAST</b>	<b>50.4</b>	<b>74.3</b>	<b>80.8</b>

Table 12: Performance comparison on zero-shot Text-to-Video Retrieval benchmarks. Methods utilizing audio or subtitle modalities besides vision for video representation are marked with gray background color.

Method	Sample	MSRVTT			DiDeMo		
		R@1	R@5	R@10	R@1	R@5	R@10
Frozen [3]	5M	18.7	39.5	51.6	21.1	46.0	56.2
ALPRO [84]	5M	24.1	44.7	55.4	23.8	47.3	57.9
Singularity [70]	5M	28.4	50.2	59.5	36.9	61.6	69.3
HiTeA [72]	17M	34.4	60.0	69.9	43.2	69.3	79.0
OmniVL [71]	18M	42.0	63.0	73.0	40.6	64.6	74.3
VIOLET [85]	183M	25.9	49.5	59.7	23.5	49.8	59.8
UMT-L [54]	425M	40.7	63.4	71.8	48.6	72.9	79.0
Florence [86]	900M	37.6	63.8	72.6	-	-	-
<b>VAST</b>	<b>443M</b>	<b>49.3</b>	<b>68.3</b>	<b>73.9</b>	<b>55.5</b>	<b>74.3</b>	<b>79.6</b>

**Video Captioning.** In Table 14, we compare VAST to state-of-the-art methods on five multi-modal video captioning benchmarks. According to the results, VAST have achieved new state-of-the-art CIDEr score on all five benchmarks with evident margins. Compared to previous vision-language modal SOTA method GIT [19] which takes a 5.1B DaViT [100] as vision encoder and conduct pretraining on 12.9B private image-text corpus, VAST surpass it with only 22.5% parameters and 3.4% training data, demonstrating the high efficiency of our method. Compared to previous multi-modal video-language SOTA method VALOR [19], VAST can additionally process subtitle-oriented benchmarks such as YouCook2 and TVC, and achieves better results due to that it jointly models the relations between text and omni-modalities in videos.



Table 13: Performance comparison on Video QA benchmarks. Acc is used as evaluation metric. MSVD-QA and TGIF-QA are vision-only benchmarks while the others are multi-modal benchmarks. Methods utilizing audio or subtitle modalities besides vision for video representation are marked with gray background color.

Method	Sample	MSRVTT-QA	MSVD-QA	TGIF-QA	ActivityNet-QA	MUSIC-AVQA
ClipBERT [87]	5.4M	37.4	-	60.3	-	-
ALPRO [84]	5M	42.1	45.9	-	-	-
VIOLETV2 [88]	5M	44.5	54.7	72.8	-	-
Clover [89]	5M	43.9	51.9	71.4	-	-
OmniVL [71]	17M	44.1	51.0	-	-	-
HiTeA [72]	17M	45.9	55.3	73.2	46.4	-
SINGULARITY [70]	17M	43.5	-	-	43.1	-
VINDLU-B [73]	17M	43.8	-	-	44.6	-
LAVENDER [74]	30M	45.0	56.6	73.5	-	-
JustAsk [90]	69M	41.5	46.3	-	38.9	-
MERLOT [6]	180M	43.1	-	69.5	41.4	-
All-in-one [75]	228.5M	46.8	48.3	66.3	-	-
FrozenBiLM [91]	410M	47.0	54.8	68.6	43.2	-
mPLUG-2 [77]	417M	48.0	58.1	75.4	-	-
UMT-L [54]	425M	47.1	55.2	-	-	-
InternVideo [57]	646M	47.1	55.5	72.2	-	-
GIT [19]	1.7B	43.2	56.8	72.8	-	-
MaMMUT [49]	2B	49.5	60.2	-	-	-
Flamingo (80B) [92]	2.3B	47.4	-	-	-	-
VideoCoCa (2.1B) [93]	4.8B	46.0	56.9	-	-	-
GIT2 (5.1B) [19]	12.9B	45.6	58.2	74.9	-	-
VALOR-L [7]	433.5M	49.2	60.0	78.7	48.6	78.9
VAST(1.3B)	442M	50.1	60.2	79.1	50.4	80.7

Table 14: Performance comparison on Video Captioning benchmarks. All benchmarks are multi-modal benchmarks. BLEU@4 (B@4) and CIDEr (C) metrics are used as evaluation metrics. On VATEX benchmark, we follow most state-of-the-art methods [19; 7; 62] employing SCST finetuning [41] after cross-entropy training, and corresponding results are marked with ‘\*’. Methods utilizing audio or subtitle modalities besides vision for video representation are marked with gray background color.

Method	Sample	MSRVTT		VATEX		YouCook2		TVC		VALOR-32K	
		B@4	C	B@4	C	B@4	C	B@4	C	B@4	C
SwinBERT [61]	-	41.9	53.8	38.7	73.0	9.0	109.0	14.5	55.4	5.4	27.3
VIOLETV2 [88]	5M	-	58.0	-	-	-	-	-	-	-	-
HiTeA [72]	5M	-	62.5	-	-	-	-	-	-	-	-
LAVENDER [74]	30M	-	60.1	-	-	-	-	-	-	-	-
MaMMUT [49]	2B	-	73.6	-	-	-	-	-	-	-	-
GIT [19]	1.7B	53.8	73.9	41.6*	91.5*	10.3	129.8	16.2	63.0	-	-
GIT2(5.1B) [19]	12.9B	54.8	75.9	42.7*	94.5*	9.4	131.2	16.9	66.1	-	-
SMPFF [22]	-	48.4	58.5	39.7	70.5	-	-	-	-	7.5	37.1
VALUE [20]	136M	-	-	-	58.1	12.4	130.3	11.6	50.5	-	-
UniVL [23]	136M	41.8	50.0	-	-	17.4	181.0	-	-	-	-
MELTR [55]	136M	44.2	52.8	-	-	17.9	190.0	-	-	-	-
CLIP4Caption++ [62]	400M	-	-	40.6*	85.7*	-	-	15.0	66.0	-	-
VALOR-L [7]	433.5M	54.4	74.0	45.6*	95.8*	-	-	-	-	9.6	61.5
VAST(1.3B)	442M	56.7	78.0	45.0*	99.5*	18.2	198.8	19.9	74.1	9.9	62.2

Table 15: Performance comparison on Text-to-Audio Retrieval benchmarks. Recall@1,5,10 are used as evaluation metrics.

Method	ClothoV1			ClothoV2			AudioCaps		
	R@1	R@5	R@10	R@1	R@5	R@10	R@1	R@5	R@10
Oncescu et al. [67]	9.6	-	40.1	-	-	-	25.1	-	73.2
Nagrani et al. [94]	12.6	-	45.4	-	-	-	35.5	-	84.5
LAION [16]	-	-	-	16.1	38.3	51.1	36.1	71.8	83.9
CNN14-BERT [18]	-	-	-	21.5	47.9	61.9	35.1	70.0	82.1
HTSAT-BERT [18]	-	-	-	19.7	45.7	59.4	42.2	76.5	87.1
VALOR-B [7]	17.5	42.7	55.3	-	-	-	40.1	73.9	83.1
ONE-PIECE [95]	-	-	-	22.4	49.0	62.7	42.5	<b>77.5</b>	<b>88.4</b>
<b>VAST</b>	<b>25.1</b>	<b>51.5</b>	<b>64.0</b>	<b>26.9</b>	<b>53.2</b>	<b>66.1</b>	<b>52.0</b>	76.8	82.9

Table 16: Performance comparison on Audio Captioning benchmarks. BLEU@4 (B@4) and CIDEr (C) metrics are used as evaluation metrics.

Method	ClothoV1				ClothoV2				AudioCaps			
	B@4	M	R	C	B@4	M	R	C	B@4	M	R	C
Xu et al. [96]	15.9	16.9	36.8	37.7	-	-	-	-	23.1	22.9	46.7	66.0
CNN14-BART [18]	-	-	-	-	18.0	18.5	40.0	48.8	27.2	24.7	49.9	75.6
HTSAT-BART [18]	-	-	-	-	16.8	18.4	38.3	46.2	28.3	<b>25.0</b>	50.7	<b>78.7</b>
VALOR-B [7]	16.2	17.4	38.2	42.3	-	-	-	-	27.0	23.1	49.4	74.1
<b>VAST</b>	<b>18.5</b>	<b>18.9</b>	<b>39.9</b>	<b>50.7</b>	<b>19.0</b>	<b>19.3</b>	<b>40.8</b>	<b>51.9</b>	<b>29.5</b>	24.7	<b>50.9</b>	78.1

**Text-to-Audio Retrieval and Audio Captioning.** As shown in Table 15, VAST have largely improved previous SOTA methods on three text-to-audio retrieval benchmarks, by 7.6, 5.4 and 9.8 R@1 points, respectively. and for audio captioning task, VAST achieves new SOTA performances on Clotho benchmark (both V1 and V2), and comparable performance on AudioCaps benchmark to WavCaps [18]. It is noted that WavCaps explored four model architectures with different audio encoder and text encoders targeting at different benchmarks, while VAST takes a unified architecture without targeted optimizations for specific downstream benchmarks.

**Image-Text Benchmarks.** We evaluate VAST on text-to-image retrieval, image captioning and image QA benchmarks. The results are presented in Table 17, from which we can find that even though VAST is designed as a omni-modality video-language understanding and generation model, it also shows strong capabilities on image-text benchmarks, demonstrating its generalization capabilities towards tasks of various modality types. Specifically, VAST achieves new SOTA performance on R@1

Table 17: Performance comparison on Image-Text downstream tasks. CIDEr (C) and SPICE (S) metrics are reported for captioning. On MSCOCO caption benchmark, we follow SOTA methods [19; 7; 48] employing SCST finetuning [41], and corresponding results are marked with ‘\*’.

Method	Sample	MSCOCO-Ret			Flickr30K-Ret			MSCOCO-Cap		VQAv2	
		R@1	R@5	R@10	R@1	R@5	R@10	C	S	dev	std
ALBEF [38]	14M	60.7	84.3	90.5	85.6	97.5	98.9	-	-	75.84	76.04
OFA [48]	18M	-	-	-	-	-	-	<b>154.9*</b>	26.6*	82.0	82.0
BEiT-3 [47]	21M	67.2	87.7	92.8	90.3	<b>98.7</b>	99.5	147.6	25.4	84.19	84.03
BLIP [28]	129M	65.1	86.3	91.8	87.6	97.7	99.0	136.7	-	78.25	78.32
BLIP-2 [46]	129M	<b>68.3</b>	87.7	92.6	-	-	-	145.8	-	82.19	82.30
mPLUG-2 [77]	417M	65.7	87.1	92.6	88.1	97.6	99.1	137.7	23.7	81.11	81.13
VALOR-L [7]	433.5M	61.4	84.4	90.9	-	-	-	152.5*	25.7*	78.46	78.62
Florence [86]	900M	63.2	85.7	-	87.9	98.1	-	-	-	80.16	80.36
PaLI [50]	1.6B	-	-	-	-	-	-	149.1	-	<b>84.3</b>	<b>84.3</b>
GIT [19]	1.7B	-	-	-	-	-	-	151.1*	26.3*	78.6	78.8
SimVLM [97]	1.8B	-	-	-	-	-	-	143.3	25.4	80.03	80.34
ALIGN [98]	1.8B	59.9	83.3	89.8	84.9	97.4	98.6	-	-	-	-
Flamingo (80B) [92]	2.3B	-	-	-	-	-	-	138.1	-	82.0	82.1
CoCa(2.1B) [99]	4.8B	-	-	-	-	-	-	143.6	24.7	82.3	82.3
CoCa(5.1B) [19]	12.9B	-	-	-	-	-	-	152.7*	26.4*	81.7	81.9
<b>VAST</b>	442M	68.0	<b>87.7</b>	<b>92.8</b>	<b>91.0</b>	98.5	<b>99.5</b>	149.0*	<b>27.0*</b>	80.23	80.19

score of Flickr30K and R@5, R@10 scores of MSCOCO dataset, which outperforms image-text pretrained foundation models such as BLIP-2 [46] and BEiT-3 [47]. On COCO caption benchmark, VAST achieves 27.0 SPICE score which outperforms all previous methods such as OFA [48] and GIT2 [19]. On image QA benchmark, VAST achieves better performance than GIT [19], which is also a generative methods and predicts answers in a fully open way without any constraints.

## B More about VAST-27M Dataset

### B.1 Word cloud distribution



Figure 3: Word cloud map (Top-200) for vision, audio, omni-modality captions and raw subtitles of VAST-27M.

## B.2 Prompts for Omni-Modality Caption Generation

### Single Modality Captions

1. A person surfing in the ocean in front of the waves.
2. A man is surfing in the middle of the ocean and it starts to wave in the ocean.
3. A surfer on a surfboard rides in a wave, then jumps up and starts surfing.

1. The ocean waves and men speaking are heard.
2. Someone is playing a surf - on.
3. Sea waves and people talking can be heard.

**"She's in second place on this left opens up with a little snap, gets back into the lip to finish it off, rides through the explosive closeout and look into better."**

### Onmi-Modality Caption Generation with Different Instructional Prompts

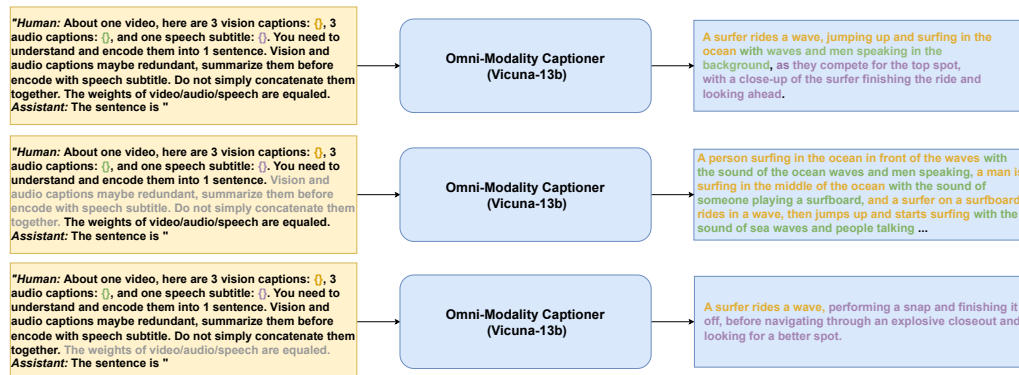


Figure 4: Ablation study for instructional prompt used for omni-modality video caption generation in VAST-27M.

### B.3 More Examples













			<p>1. a young boy riding a skateboard at a skate park. 2. a man is skateboarding. 3. a person riding a skateboard on a skate park course.</p> <p>1. skateboarder is explaining skateboarding moves. 2. skateboarder talking about skateboard. 3. skateboarders are skating.</p> <p>This is to use your hands once you swing it above through your legs. Just grab just grab your nose a little bit and help get it in there.</p>	<p>A young boy rides a skateboard at a skate park, while talking about skateboarding moves and explaining how to do a trick with your hands and grab your nose to help get it in there.</p>
			<p>1. cartoon characters are getting ready to go with a suitcase. 2. a group of piggy characters are in their house with a suitcase. 3. a group of cartoon characters have their suitcase open in a bedroom.</p> <p>1. a cartoon character is speaking. 2. an animated character is talking. 3. someone is making a conversation in a cartoon.</p> <p>Are you sure we need it all? Yes, its all very important.</p>	<p>A group of cartoon characters, including piggy ones, are preparing to go on a trip, with one character checking if they need to bring everything and another character confirming the importance of all the items.</p>
			<p>1. a car driver is driving down a high hill on the road. 2. a man in sunglasses is talking while driving a car on a road. 3. a man is driving down the road.</p> <p>1. a man is speaking about driving a car with a high speed engine sound in the background. 2. a person is speaking. 3. a car engine is heard.</p> <p>Milk is readily available in market nowadays. So you can get that condensed Milk. so here I put the condensed milk in a big bowl.</p>	<p>A man in sunglasses is talking while driving a car with a high speed engine sound in the background, on a road, with the desire to have unlimited fuel and just drive off into the sunset forever.</p>
			<p>1. a woman is pouring a liquid into a large glass bowl. 2. a person is putting yellow cheese in a bowl. 3. the person is pouring butter into a bowl.</p> <p>1. a woman is introducing and showing her ingredients. 2. a woman is introducing her favorite foods. 3. a person is cooking.</p> <p>Milk is readily available in market nowadays. So you can get that condensed Milk. so here I put the condensed milk in a big bowl.</p>	<p>A woman is introducing and showing her ingredients, including condensed milk, which is readily available in the market, and is putting it in a big bowl.</p>

Figure 5: More samples in VAST-27M.