

# A link to the past: characterizing wandering black holes in Milky Way-type galaxies

J. Untzaga<sup>1,2</sup> , S. Bonoli<sup>2,3</sup> , D. Izquierdo-Villalba<sup>4,5</sup> , M. Mezcua<sup>1,6</sup> , D. Spinoso<sup>7</sup>  \*

<sup>1</sup>*Institute of Space Sciences (ICE, CSIC), Campus UAB, Carrer de Magrans, 08193 Barcelona, Spain*

<sup>2</sup>*Donostia International Physics Center (DIPC), Manuel Lardizabal Ibilbidea, 4, San Sebastián, Spain*

<sup>3</sup>*IKERBASQUE, Basque Foundation for Science, E-48013, Bilbao, Spain*

<sup>4</sup>*Dipartimento di Fisica “G. Occhialini”, Università degli Studi di Milano-Bicocca, Piazza della Scienza 3, I-20126 Milano, Italy*

<sup>5</sup>*INFN, Sezione di Milano-Bicocca, Piazza della Scienza 3, 20126 Milano, Italy*

<sup>6</sup>*Institut d’Estudis Espacials de Catalunya (IEEC), Edifici RDIT, Campus UPC, 08860 Castelldefels (Barcelona), Spain*

<sup>7</sup>*Department of Astronomy, 6th floor, MongManWai Building, Tsinghua University, Beijing 100084, People’s Republic of China*

## ABSTRACT

A population of non-stellar black holes ( $\gtrsim 100 M_\odot$ ) has been long predicted to wander the Milky Way. We aim to characterize this population by using the L-Galaxies semi-analytical model applied on top of the high resolution Millennium-II merger trees. Our results predict  $\sim 10$  wandering black holes with masses  $\sim 2 \times 10^3 M_\odot$  in a typical  $z = 0$  Milky Way galaxy, accounting for  $\sim 2\%$  of the total non-stellar black hole mass budget of the galaxy. We find that the locations of these wanderers correlate with their formation scenario. While the ones concentrated at  $\lesssim 1$  kpc from the galactic nucleus on the disk come from past galactic mergers, the ones formed as a consequence of ejections due to gravitational recoils or the disruption of satellite galaxies are typically located at  $\gtrsim 100$  kpc. Such small and large distances might explain the absence of strong observational evidence for wandering black holes in the Milky Way. Our results also indicate that  $\sim 67\%$  of the wandering population is conformed by the leftovers of black hole seeds that had little to no growth since their formation. We find that wandering black holes that are leftover seeds become wanderers at an earlier time with respect to grown seeds, and also come from more metal-poor galaxies. Finally, we show that the number of wandering black holes in a Milky Way-type galaxy depends on the seeding efficiency.

**Key words:** methods: numerical – software: simulations – Galaxy: evolution – black hole physics

## 1 INTRODUCTION

While the formation mechanism of stellar-mass black holes (BHs) is well established, the origin of supermassive BHs ( $\geq 10^6 M_\odot$ ) is unclear (see, e.g., Inayoshi et al. 2020; Volonteri et al. 2021 for a full review). Observational evidence of more than 300 supermassive BHs at  $z \sim 7$  (Fan et al. 2001, 2003; Willott et al. 2007, 2010; Mortlock et al. 2011; Venemans et al. 2013; Wu et al. 2015; Banados et al. 2018; Decarli et al. 2018; Matsuoka et al. 2019; Wang et al. 2021; Naidu et al. 2022; Castellano et al. 2022; Adams et al. 2023) and even  $z \sim 11$  (Maiolino et al. 2023) requires the formation of BH “seeds” at even higher redshift from which these supermassive BHs grew via accretion and mergers.

Possible seed BH formation channels include (1) the direct collapse of low-metallicity Population III stars of a few hundred solar masses (Fryer et al. 2001; Madau & Rees 2001; Heger & Woosley 2002; Heger et al. 2003; Spera & Mapelli 2017), (2) the direct collapse of rapidly inflowing dense gas in the first protogalaxies (Loeb & Rasio 1994; Eisenstein & Loeb 1994; Bromm & Loeb 2003; Lodato & Natarajan 2006), (3) the direct collapse induced by the major merger of massive gas-rich galaxies (Mayer & Bonoli 2018) and (4) runaway collisions of stars in dense stellar clusters (Coleman Miller & Hamilton 2002; O’leary et al. 2006; Devecchi & Volonteri 2009;

Giersz et al. 2015; Mapelli 2016). Theoretical models support that a fraction of these seeds did not grow into supermassive BHs, and instead remained with a similar mass up until current redshift (e.g., Greene 2012; Reines & Comastri 2016; Spinoso et al. 2023). This means that characterizing the properties and formation mechanisms of leftover seeds found in the local Universe is crucial for a thoroughgoing understanding of the non-stellar BH population all along its history. But where can we find these seeds?

One of the potential locations for leftover seeds could be the core of dwarf galaxies, where seed BHs might not have had the chance to grow substantially (Volonteri 2010; Greene 2012; Reines & Comastri 2016). Indeed, black holes in the intermediate mass regime ( $10^2 M_\odot - 10^6 M_\odot$ , IMBH onwards) could be leftover seeds. The first observational evidence for IMBHs traces back to the late 80s, with the elliptical galaxy Pox 52 (Kunth et al. 1987) and the spiral galaxy NGC 4395 (Filippenko & Sargent 1989). To detect BHs through kinematics, one must be able to resolve the stellar motions that take place within their gravitational sphere of influence. Since this type of observation is greatly dependant on the spatial resolution of the sample, the limiting distance for kinematic observations is set to  $\sim 4$  Mpc (Nguyen et al. 2018; Greene et al. 2020). For this reason, a variety of methods can be employed in the absence of kinematic signatures or to complement them. For example, IMBHs in dwarf galaxies are often found in active galactic nuclei (AGNs) through optical spectroscopy (Greene & Ho 2004, 2007; Dong et al. 2007,

\*E-mail: juntzaga96@gmail.com

2012; Izotov et al. 2007; Reines et al. 2013; Chilingarian et al. 2018; Mezcua & Sánchez 2020; Salehirad et al. 2022; Mezcua & Sánchez 2024), through the detection of hard X-ray emission or radio emission (Reines et al. 2011, 2014, 2020; Mezcua et al. 2016, 2018, 2019) or even by utilizing near-infrared photometry (Fischer et al. 2006; Giallongo et al. 2015; Bohn et al. 2021).

IMBHs can also be found as the result of in-situ formation in nearby globular clusters (Kızıltan et al. 2017). The presence of seeds in globular clusters was first suggested by Silk & Arons (1975) when studying their X-ray emission. Since then, many studies have aimed at detecting the radiative accretion signature of IMBHs within globular clusters, but no conclusive results have been obtained (e.g., Maccarone et al. 2005; Bash et al. 2007; Maccarone & Servillat 2008; Cseh et al. 2010; Strader et al. 2012; Haggard et al. 2013; Wrobel et al. 2015; Mezcua 2017; Tremou et al. 2018; Baumgardt et al. 2019; Wrobel & Nyland 2020). While several candidates have been found from dynamical models, there has been no direct X-ray nor radio detections of the sources. A few minor exceptions arise, like globular cluster G1 in M31 (Pooley & Rappaport 2006; Kong 2007; Ulvestad et al. 2007) and more recently the outbursting source 3XMM J215022.4-055108 (Lin et al. 2018, 2020), both of them detected in the X-ray regime. In any case, since globular clusters have scarce amounts of gas and dust, any signatures of accretion from a putative leftover seed in the X-ray and radio regimes are expected to be very low.

There is also observational evidence of non-nuclear IMBHs in the form of ultraluminous and hyperluminous X-ray sources (ULXs and HLXs, respectively; e.g., Matsumoto et al. 2001; Farrell et al. 2009; Jonker et al. 2010; Mezcua & Lobanov 2011; Mezcua et al. 2013a,b; Kim et al. 2015; Mezcua et al. 2015; Comerford et al. 2015; Lin et al. 2016; Mezcua et al. 2018; Lin et al. 2020). ULXs are extragalactic and off-nuclear X-ray sources with luminosities  $L_X \geq 10^{39}$  erg/s that are less luminous than AGNs but more luminous than any other stellar process with intrinsic X-ray luminosities. Since most of this  $L_X \sim 10^{39}$  erg/s sources can be explained by stellar-mass BHs undergoing super-Eddington accretion, HLXs, characterized by their even higher X-ray luminosities ( $L_X \geq 10^{41}$  erg/s) remain the best seed BH candidates (Barrows et al. 2019). Some examples include HLX-1 (e.g., Farrell et al. 2009; Davis et al. 2011; Webb et al. 2012), M82-X1 (Kaaret et al. 2001; Pasham et al. 2014) and NGC 2276-3c (Sutton et al. 2012; Mezcua et al. 2013b, 2015), three ULXs that would have belonged to the nucleus of a dwarf galaxy before being stripped during a minor merger with the current host galaxy (King & Dehnen 2005; Soria et al. 2013; Mezcua et al. 2015).

Plenty of observational evidence has been found regarding IMBHs, both central and non-nuclear, both at local Universe and up to redshift  $z \sim 3.4$  (Mezcua et al. 2019); and since most of these detections are carried out by examining radiative signatures, it is safe to assume that an even greater population of IMBHs is yet to be found when also accounting for non-active ones. This population –a fraction of which is theorized to correspond to leftover seeds– would have been accreted via hierarchical merging into the Milky Way (MW) throughout its history (Volonteri & Perna 2005; Bellocvary et al. 2010). At  $z = 0$ , these leftover seeds should be wandering within the MW, thus contributing to its population of wandering black holes (WBHs).

The study of WBHs has recently gained significant attention thanks in part to the advancements in numerical simulations of galaxy formation and evolution (Volonteri et al. 2003; Volonteri & Perna 2005; Bellocvary et al. 2010; González & Guzmán 2018; Izquierdo-Villalba et al. 2020; Greene et al. 2021; Ricarte et al. 2021b). In terms of the total expected amount of WBHs in MW-type galaxies, Ricarte et al. (2021a) used the ROMULUSC zoom-in cosmological simulation

on a  $10^{14} M_\odot$  galaxy cluster to predict over one thousand WBHs and found a correlation between the expected number of wanderers in a galaxy and its halo mass. Re-scaling to the MW halo mass,  $\sim 10$  WBHs are predicted to wander our galaxy. This prediction is in agreement with a previous work by Tremmel et al. (2018) where they studied a sample of 26 MW-mass halos extracted from the ROMULUS25 cosmological simulation. They found  $\sim 12$  wanderers within 1 virial radius of a MW-mass galaxy,  $\sim 5$  of them within 10 kpc of the galactic center. In agreement with a higher concentration of WBHs in the central regions, Ricarte et al. (2021a) found that 50% of all wanderers are within 0.1 virial radii. Following a similar trend, Weller et al. (2022) used the *illustris* TNG50 simulation to study the kinematics and dynamics of star clusters acting as IMBH proxies in MW analogues, and they found that over 4% of the total population of wanderers was predicted within 1 kpc of the galactic center.

We find a more optimistic prediction of the overall number of WBHs in a MW analog in the work of Greene et al. (2021), who used the semi-analytic model SatGen (Jiang et al. 2021) to estimate  $\sim 100$  expected WBHs in the MW halo. However, this prediction assumes that every infalling dwarf satellite hosts a central BH that will later become a WBH of the MW-type galaxy. O’Leary & Loeb (2009, 2012) used  $\geq 1000$  merger tree histories of the MW to calculate the number and mass distribution of those WBHs that may have been ejected from their small host galaxies during the MW formation history. They found that  $\geq 100$  WBHs with masses  $\geq 10^4 M_\odot$  should be in the MW halo today, surrounded by compact star clusters that make up for  $\sim 1\%$  of their WBH’s mass.

Kruijssen et al. (2019) compared the age-metallicity of 96 MW globular clusters to the globular cluster population of the E-MOSAICS project, consisting of 25 cosmological zoom-in simulations of MW-mass galaxies based on the EAGLE galaxy formation simulations. The study concluded that the MW has experienced  $\sim 15$  accretion events from  $\geq 4.5 \times 10^6 M_\odot$  satellites. Of these  $\sim 15$  accretion events, the MW experienced  $\sim 9$  mergers at  $z > 2$  and  $\sim 6$  mergers at  $z < 2$ . On the other hand, Weller et al. (2022) used the *Illustris* TNG50 cosmological simulation to determine that  $\sim 87\%$  of WBHs in a MW-type galaxy exhibit a tendency to drift towards the galactic center, with sinking timescales  $\sim 10$  Gyr. Combining the findings of Kruijssen et al. (2019) (who observed mergers at  $z > 2$  and  $z < 2$ ) and Weller et al. (2022) (who established an upper bound limit of sinking timescales  $z \sim 2$ ), it seems plausible that both a population of non-disrupted infalling satellites hosting non-stellar BHs and a population of recoiled WBHs should be expected in MW-type galaxies at the current redshift.

As for the spatial location of these wanderers, Tremmel et al. (2018) estimated with a  $>4\sigma$  significance that WBHs are preferentially found outside of the Galactic disk. This could incentivize a search for small, compact star clusters around these wanderers in the low-density environment of the halo. However, most of the WBHs seem not to have retained a stellar counterpart or to be located at larger fractions of the virial radius (Ricarte et al. 2021a).

The aim of this research is to characterize both the WBH and the leftover seed populations in the MW at the current redshift, and to improve our understanding of their merger history. We expect to obtain useful information that will help us in detecting these objects through observational means in future works. This characterization has been carried out by using the semi-analytic simulation for galaxy evolution L-Galaxies (Henriques et al. 2015; see §2). In §3 we study the populations of WBHs and leftover seeds at  $z = 0$  and the time of their formation, and we also review the effects of varying the initial seeding prescription in the model. We summarize and

discuss our results in §4. A Lambda Cold Dark Matter ( $\Lambda$ CDM) cosmology with parameters  $\Omega_m = 0.315$ ,  $\Omega_\Lambda = 0.685$ ,  $\Omega_b = 0.045$ ,  $\sigma_8 = 0.9$  and  $H_0 = 67.3 \text{ km s}^{-1} \text{ Mpc}^{-1}$  is adopted throughout the paper (Planck Collaboration et al. 2014).

## 2 THE L-GALAXIES SEMI-ANALYTICAL MODEL

In this work, we make use of the L-Galaxies semi-analytic code (Guo et al. 2011; Henriques et al. 2015; see §2.2), which was designed to model galaxy formation and evolution on the merger trees of the Millennium (MR, Springel et al. 2005) and Millennium-II (MR-II, Boylan-Kolchin et al. 2009) cosmological, N-body simulations. Since we are particularly interested in studying the WBH population and its link with the leftover seeds from the high- $z$  Universe, we make use of the MR-II merger trees, whose mass resolution allows us to trace the formation and evolution of WBHs in dark matter (DM) halos of  $10^8 - 10^{14} M_\odot$ . In the following subsections, we briefly describe the properties of the MR-II simulation and the baryonic physics included in L-Galaxies to trace the formation and evolution of galaxies and their WBHs.

### 2.1 The DM component: The Millenium-II simulation

Millenium-II is a large DM N-body simulation that follows  $2160^3$  particles of  $6.89 \times 10^6 h^{-1} M_\odot$  within a  $100 h^{-1} \text{ Mpc}$  comoving box. Structures formed in the simulation (i.e., the so-called DM halos) are identified and stored at 68 different epochs or *snapshots* by making use of the SUBFIND algorithm. DM halos hosting at least more than 20 particles are stored and arranged according to their evolutionary path in the so-called merger trees (Springel et al. 2005). Taking into account the particle mass resolution and the box size, the minimum and maximum mass of a DM halo inside the MR-II merger trees corresponds to  $1.38 \times 10^8 M_\odot$  and  $8.22 \times 10^{14} M_\odot$ , respectively. This makes MR-II the perfect simulation to trace not only the hosts of MW-type galaxies but also the ones of the dwarf satellites that at some point might deposit their WBH population in them. Even though the finite time resolution offered by the MR-II merger trees ( $\sim 300 \text{ Myr}$ ) is adequate to study the evolution of DM halos, it hinders the possibility of tracing accurately the baryonic physics involved in galaxy evolution (with dynamical times that can be up as short as few Myrs). To overcome this limitation, L-Galaxies does an internal time discretization between the Millenium-II outputs with a time resolution that varies between 5 – 20 Myr, depending on redshift.

### 2.2 The treatment of the galaxies

L-Galaxies is a state-of-the-art semi-analytical model that couples many different astrophysical processes with DM merger trees extracted from N-body simulations. In this work, we use as a foundation the version presented in Henriques et al. (2015) with the modifications of Izquierdo-Villalba et al. (2019), Izquierdo-Villalba et al. (2020) and Izquierdo-Villalba et al. (2022), included to improve the predictions for galaxy morphology, extend the physics of WBHs and introduce the formation and evolution of BH binaries.

The model assumes that as soon as a DM halo is formed, a fraction of the baryonic component of the universe collapses within it. This baryonic component has a mass that corresponds to 15.5% of the DM halo mass, and is given by the cosmic mean baryon fraction for the Planck cosmology (see Henriques et al. 2015). The baryon component is heated and distributed within the halo in the form of a diffuse, spherical and quasi-static hot gas atmosphere. The hot gas

atmosphere undergoes a cooling process regulated by the functions of Sutherland & Dopita (1993), and, as a result, a fraction of the gas condensates and migrates towards the center of the DM halo. The continuous cooling results in the cold gas component becoming massive enough for star formation to take place, leading to the formation of a stellar disc (White & Rees 1978; White & Frenk 1991; Springel et al. 2001).

Right after the star formation events, massive and short-lived stars explode and inject energy into the surrounding medium via supernovae feedback, warming up and expelling part of the galaxy's cold gas. Besides supernovae feedback, the model also invokes the so-called radio-mode feedback from central supermassive BHs, which efficiently suppresses gas cooling in massive galaxies. On top of the secular evolution, galaxies interact among themselves thanks to the hierarchical assembly of DM halos. These interactions are classified by L-Galaxies as major and minor depending on the mass ratio of the two merging systems, and their outcomes are completely different. While major interactions are assumed to be able to destroy the disc component of central galaxies and lead to the formation of pure elliptical galaxies, minor interactions do not have an effect on the disc of central galaxies and instead trigger the build-up of a stellar bulge due to the absorption of satellite galaxies. Finally, environmental processes are also accounted for by L-Galaxies. Specifically, the infalling of galaxies in more massive halos causes the loss of the entire galaxy's hot gas atmosphere and the removal of its cold gas and stellar component through tidal forces (ram pressure and galaxy tidal disruption processes, respectively).

### 2.3 The treatment of BHs and the formation of WBHs

On top of the galaxy physics, the version of L-Galaxies used in this work includes a sophisticated model to treat the formation and evolution of BHs, the dynamical evolution of BH binaries and the formation and evolution of WBHs. In the following section, we outline the relevant physics for this work.

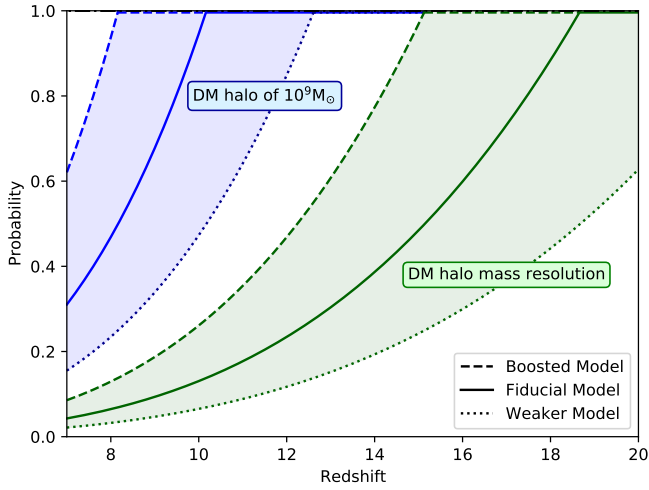
#### 2.3.1 Formation and growth of BHs

The formation of the first BHs in L-Galaxies has been extensively studied in Spinoso et al. (2023). Specifically, the authors included the genesis of light seeds (Population III remnants) and massive seeds (i.e. intermediate-mass and heavy BH-seeds) by using sub-grid approaches and accounting for the local spatial variations of the intergalactic metallicity and the UV-background produced by star formation events. In this work, we address the genesis of the first BHs in a much more simplified way, taking into account the analytical seeding probability presented in Spinoso et al. (2023) and modified by Izquierdo-Villalba et al. (2023). In brief, at any redshift, the probability that a newly resolved halo inside the MR-II merger trees is seeded with a BH is similar to the one predicted by the complete model of Spinoso et al. (2023). In this way, every time a halo is resolved at  $z \geq 7$  (i.e. redshift at which galaxies tend to be pristine in L-Galaxies), it has a probability  $\mathcal{P}$  of being seeded with a central BH with mass randomly chosen from  $[10^2 - 10^4] M_\odot$  (see Figure 3 of Spinoso et al. 2023):

$$\mathcal{P} = \mathcal{A} (1 + z)^\gamma \left( \frac{M_{\text{halo}}}{M_{\text{halo}}^{\text{th}}} \right) \quad (1)$$

where  $M_{\text{halo}}$  is the virial mass of the newly resolved halo,  $z$  its redshift and  $\mathcal{A}$ ,  $\gamma$ ,  $M_{\text{halo}}^{\text{th}}$  three free parameters set to 0.015, 7/2 and  $7 \times 10^{10} M_\odot$ , respectively. To guide the reader, Fig. 1 shows





**Figure 1.** Probability used by L-Galaxies to seed a central BH in function of redshift in a DM halo of  $10^9 M_\odot$  (blue) and in a DM halo with the minimum mass allowed of  $1.38 \times 10^8 M_\odot$  (green). The solid lines indicate the probability function followed by the standard seeding prescription (see Eq. 1). The dashed lines represent the probability function of the boosted seeding while the dotted lines indicate the probability function of the weaker seeding.

how the seeding probability varies with redshift in the case of two representative DM halo masses,  $10^9 M_\odot$  and the DM halo mass resolution of Millenium-II, which corresponds to  $1.38 \times 10^8 M_\odot$ . To quantify how the uncertainties related to BH formation impact the population of WBHs in MW-type galaxies, we will assume different values for the parameter  $\mathcal{A}$  in Eq. (1). Specifically, we will explore (1) a boosted seeding scenario ( $\mathcal{A}_{\text{boosted}} = 2.0\mathcal{A}$ ) where the galaxies have a larger probability of being seeded with respect to the fiducial model, and (2) a weaker seeding scenario ( $\mathcal{A}_{\text{weaker}} = 0.5\mathcal{A}$ ) where galaxies are less frequently seeded than in the fiducial case (see Fig. 1 for the behaviour of the boosted and weaker models compared to the fiducial one).

Once a BH is formed, it can grow via three different channels: *hot gas accretion*, *cold gas accretion*, and *mergers* with other BHs. The first growth mechanism is triggered by the continuous accretion of hot gas that surrounds the galaxy (Croton et al. 2006). However, since the rate of accretion is orders of magnitude below the Eddington limit, the contribution of this *hot gas accretion* to the BH mass growth is minimal. On the other hand, cold gas accretion is the main channel driving BH growth. This mechanism is triggered by galaxy mergers (where the central BH accumulates a fraction of cold gas from the merged galaxy) and disc instability events (where the BH accretes an amount of cold gas proportional to the mass of stars that have triggered the stellar instability). In both cases, the cold gas available for accretion is assumed to settle in a reservoir around the BH and is progressively consumed according to a two-phase model (as suggested by Hopkins & Hernquist 2009 and first implemented in L-Galaxies by Bonoli et al. 2009; Marulli et al. 2009). In the first phase, the central BH consumes a fraction (set to 70%) of the available gas reservoir following an Eddington-limited growth. In the second phase, the central BH consumes the remaining gas following a quiescent growth regime characterized by progressively smaller accretion rates (for further details on the most recent implementation see Izquierdo-Villalba et al. 2020).

Finally, BHs in the model can also increase their masses through BH coalescences. These do not happen instantaneously, but

L-Galaxies includes a detailed model for the dynamical evolution of massive black hole binaries. The evolutionary pathway of these systems can be described by three different stages, as suggested by Begelman et al. (1980): *pairing*, *hardening* and *gravitational wave* phases. The former takes place just after a galaxy merger when the two BHs are separated at  $\sim \text{kpc}$  scales. In particular, the BH hosted by the satellite galaxy experiences dynamical friction that causes its sinking towards the galactic nucleus. In the model, to estimate the time spent by a black hole in the pairing phase, we use the expression by Binney & Tremaine (2008) to take into account, among others variables, the mass of the pairing WBH, the velocity dispersion of the satellite galaxy and the position at which the BH is deposited by its satellite galaxy just after the galactic merger (which is considered to be when the satellite galaxy has lost 85% of its total mass by tidal stripping). Once the dynamical friction phase ends, the satellite BH reaches the galactic nucleus of the primary galaxy and binds with its central BH ( $\sim \text{pc}$  scales). As a result, a BH binary is formed. This is when the hardening phase starts and the orbital separation of the BH binary begins to shrink. This process is modeled differently according to whether the environment that drives the two BHs to coalescence is a gas-rich or gas-poor environment. Mergers in gas-rich environments require the binary to be surrounded by a gas reservoir with a mass larger than the mass of the binary. For mergers in gas-poor environments, it is assumed that the gas reservoir around the BHs is smaller than the total mass of the binary. In these cases, the hardening is caused by the extraction of binary energy and angular momentum through 3-body interactions with background stars that cross the binary orbit. Independently of the environment, the BH binary eventually reaches  $\sim \text{sub-pc}$  scales, and the emission of gravitational waves brings the two BHs to the final coalescence in a few Myrs. In some cases, the lifetime of a BH binary can be long enough that a third BH which finishes the pairing phase can reach the galaxy nucleus and interact with the binary system. When this happens, the model refers to the tabulated values of Bonetti et al. (2018) to determine if the triple interaction leads to the prompt merger of the BH binary or to the ejection of the lightest BH from the system (hereafter tagged as slingshot scenario). In this latter case, the separation of the BH binary that remains in the galactic core is computed following Volonteri et al. (2003) and the final eccentricity is select as a random value between  $[0 - 1]$ .

### 2.3.2 The WBH population

Although all the BHs formed in L-Galaxies start their lives inside a galactic nucleus, many different mechanisms can move them away from the heart of the host galaxy. BHs displaced outside their galaxies nuclei but in bound orbits within the DM halo are tagged as WBHs. L-Galaxies distinguishes and tracks the orbits of three different classes of WBHs according to the physical mechanism that displaced them: *disrupted*, *pairing* and *recoiled*. In the following paragraphs, we outline these types of WBHs and briefly describe their formation mechanism. For a full detailed description of the wandering population we refer the reader to Izquierdo-Villalba et al. (2020) and Izquierdo-Villalba et al. (2022).

- **Disrupted WBHs:** The lifetime of these WBHs starts in the nucleus of small satellite galaxies that at some point in their lives start infalling into a more massive DM halo. During this process, the satellite galaxy is not able to survive the tidal field exerted by the massive DM halo, and its cold gas (stellar) component is stripped and deposited in the hot gas atmosphere (inter-cluster medium) that surrounds the primary galaxy. The BHs from the satellite galaxy

(including the central and the WBHs) are also left behind in the inter-cluster medium in the form of WBHs. A schematic view of the formation of these WBHs is presented in the first row of Fig. 2. Once a “disrupted” WBH is formed, L-Galaxies follows its orbit by solving self-consistently its equation of motion. To do so, the code uses the final position and velocity of the galaxy before being disrupted as the starting point of integration of the disrupted WBH population. Then, the code follows their orbit by taking into account the gravity acceleration and the dynamical friction exerted by any of the inter-cluster components (i.e dark matter, stars and hot gas, see Eq.32 of Izquierdo-Villalba et al. 2020).

- **Pairing WBHs:** Similarly to *disrupted* WBHs, *pairing* WBHs are BHs that originally were hosted in the nuclei of a satellite galaxy. Unlike *disrupted* WBHs, however, the host galaxies of *pairing* WBHs survive the tidal forces exerted by the primary galaxy, managing to merge with it. During this process, the central BH of the satellite galaxy is deposited in the outskirts of the newly formed galaxy and progressively sinks towards the nucleus of the merger remnant thanks to the dynamical friction force exerted by the stellar component. A schematic view of the formation of these WBHs is presented in the second row of Fig. 2. Unlike *disrupted* WBHs, we do not follow the orbit of *pairing* WBHs. Instead, we assume that they will reach the galactic centre after spending a time  $t_{\text{dyn}}$  in the pairing phase. This time is computed according to the dynamical friction equation of Binney & Tremaine (2008) which assumes, for simplicity, a spherical isothermal galaxy. Regarding the evolution of the *pairing* WBHs, we assume a simple model in which the BHs spiral towards the galactic nucleus inside an isothermal host on a near-circular orbit. This assumption predicts that the radius of the orbit should decay linearly in time. Consequently, the radial position of the BH inside the galaxy is updated at each time step of L-Galaxies by multiplying the previous distance by the factor  $(1 - \Delta t/t_{\text{dyn}})^{1/2}$ , where  $\Delta t$  is the time since the BH started the pairing phase (see similar approach used in Guo et al. 2011, to follow the orbit of satellite galaxies inside DM halos). Finally, in this work, the minimum allowed distance with respect to the galactic centre to consider a pairing WBH as a wandering object is 100 pc. Pairing WBHs at distances below this threshold are assumed to no longer wander since they will form in the next time step of L-Galaxies (a few Myr) a binary system with the central BH of the central galaxy.

- **Recoiled WBHs:** This type of WBHs follows the same formation pathway of pairing WBHs; a satellite galaxy merges with a central galaxy after surviving the tidal forces applied by a DM halo and the BH of the satellite becomes a pairing WBH. After a certain time (from mega to giga years), the pairing WBH reaches the nucleus of the galaxy and forms a BH binary that evolves through the hardening and gravitational wave phase. When these two phases are over, the two BHs in the binary system coalesce. Due to the merger and conservation of linear momentum, the remnant BH receives a kick (determined according to Lousto et al. 2012). If the magnitude of the velocity characterizing such a kick is large enough, the BH escapes from the center of the galaxy and is deposited inside the DM halo that hosts the galaxy. A schematic view of the formation of these WBHs is presented in the last row of Fig. 2. Once the BH is ejected from the galaxy, L-Galaxies follows its orbit in the same way as described for the *disrupted* WBHs. Notice that the slingshot scenario presented in the §2.3.1 forms wandering BHs similar to the recoiled ones. In these cases, the BH kick that ejects the BH is not caused by the merger of two BHs but by scattering after three-body interaction (the two BHs in the binary and the intruder pairing WBH). For these

cases, the orbits are followed in the same way as presented in the recoiled case and, for convenience, they are tagged as recoiled as well, since they only represent  $\ll 1\%$  of the total WBH population.

We stress that as the redshift gets lower and the merger history of galaxies gets more complex, satellite galaxies deposit not only their central BHs in the DM halos of larger galaxies but also the WBH population that is orbiting them as a consequence of the three main wandering events we just mentioned. Consequently, it is expected that the majority of the WBHs orbiting low redshift galaxies are not generated in situ but inherited from other galaxies (see e.g Fig. 8 of Izquierdo-Villalba et al. 2020). For instance, we have checked that  $\sim 70\%$  of the WBHs detected in a MW-type galaxy at  $z = 0$  are actually inherited from the wandering populations of previous galaxies.

## 2.4 Milky Way-type galaxies

Similarly to previous works (see, e.g, Licquia & Newman 2013; Murphy et al. 2022), we have defined MW-type galaxies as those fulfilling the following constraints:

- Have a stellar mass within  $[2 \times 10^{10} - 8 \times 10^{10}] M_{\odot}$
- Have a DM halo with mass  $[6 \times 10^{11} - 3 \times 10^{12}] M_{\odot}$
- Have a star formation rate in the range  $[0.5 - 2.5] M_{\odot} \text{yr}^{-1}$
- Have a bulge to total stellar mass ratio within  $[0.1 - 0.5]$
- Are central galaxies of their subhalos

## 2.5 Leftover seeds

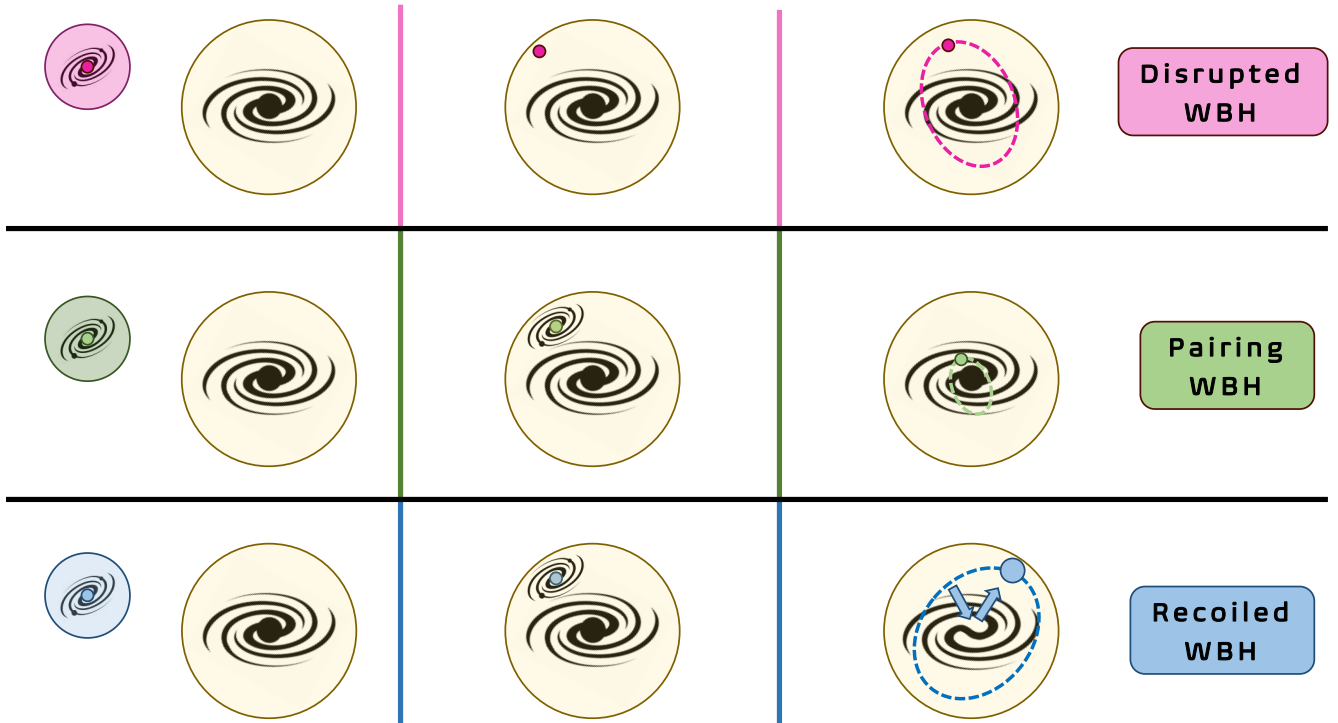
Although plenty of literature has discussed the characterization of leftover seeds (e.g, Rashkov & Madau 2013; Ferrara et al. 2014; Greene et al. 2019; Mezcua 2019, 2020), no definitive consensus has been reached regarding their properties. Typically, they are theorized as BHs that have had little to no growth in their mass since their time of formation. In this work we will tag as a leftover seed any BH that has not outgrown more than twice its original mass. Since the range of masses for newly seeded BHs is within  $[10^2 - 10^4] M_{\odot}$ , the mass range for leftover seeds at  $z = 0$  will be  $[10^2 - 2 \times 10^4] M_{\odot}$ .

## 3 RESULTS

In this section, we present the results obtained from utilizing L-Galaxies to characterize the WBH population in MW-type galaxies at the current redshift (see §3.1). Additionally, we delve into the merger history of the WBH population, establishing a connection between their current properties and the redshift at which they became wanderers (see §3.2). In §3.3 we focus on the leftover seed population of WBHs, characterizing it in the same way as the previous subsections and comparing it with WBHs that instead managed to substantially grow in mass. Finally, we conduct a comprehensive review of the L-Galaxies seeding prescription and its effects on the stellar mass of the galaxies that hosted the WBHs before they became wanderers (see §3.4).

### 3.1 The population of WBHs in MW-type galaxies

The L-Galaxies fiducial model run on the MR-II offers information on  $\sim 27,000$  galaxies at  $z = 0$ . After applying our constraints for MW-type galaxies (see §2.4), we end up with a sample of 117 galaxies. All



**Figure 2.** Schematic representation of the three different WBH formation mechanisms accounted in L-Galaxies. Each row represents a type of WBH, and the columns showcase, from left to right, the steps that lead them to become wanderers. **First row:** Disrupted WBHs originate from the complete disruption of their host galaxy during their infall towards a central galaxy. Once the BH is deprived of its host galaxy, it is assumed that its accretion disk (in case it was in an accreting phase), is also removed. **Second row:** Pairing WBHs are infalling BHs that have arrived to the galactic center of the larger galaxy and are considered by L-Galaxies as being a few mega to giga years to form a binary system with the central BH of the larger galaxy. **Third row:** Recoiled WBHs are BHs that have also arrived to the galactic center of the larger galaxy, but then they have continued their sinking process until reaching a distance of  $<100$  pc to the central BH. As a result, they have undergone a merging process with its subsequent gravitational recoil. The kick velocity depends on the properties of the two progenitors. If the modulus of the recoil velocity is larger than the escape velocity of the galaxy, the kicked BH is ejected from the host galaxy, starting its wandering phase. The WBH has been depicted bigger in this case to highlight that it is the result of adding the masses of the infalling wanderer and the previous central BH. However, since the central BH mass of high- $z$  galaxies is usually  $<10^6 M_\odot$ , recoiled WBHs rarely fit the supermassive BH category. Also, even though a recoil event removes the central BH from the original host galaxy from its galactic nucleus, due to the active merging history of most galaxies and the fact that a pairing WBHs eventually fill this absence, the majority ( $>90\%$ ) of recoiled WBHs end up in galaxies that showcase a central BH.

of these MW-type galaxies host at least one WBH, with the predicted number of WBHs per galaxy being  $10^{+5}_{-3}$ <sup>1</sup> (see the yellow histogram in the top panel of Fig. 3).

We also study the statistics of WBHs depending on their formation channel (see §2.3.2). The results are presented in the bottom panel of Fig 3. Of the 117 MW-type galaxies,  $\sim 97\%$  of them host at least one disrupted WBH, with the expected number being  $7^{+5}_{-3}$  for this type of wanderer;  $\sim 85\%$  of MW-type galaxies host one or more pairing WBH, with the expected number being  $3^{+1}_{-2}$ ; and  $\sim 42\%$  of MW-type galaxies host one or more recoiled WBH, with the expected number being  $1^{+1}_{-0}$ . The higher expected number of disrupted WBHs compared to the other two families might be explained by the fact that pairing and recoiled WBHs result from their host satellite galaxies sinking into a massive DM halo and merging with a larger galaxy. Since this entire process takes more time than a disruption event, which can occur as soon as a satellite galaxy loses most of its mass, disrupted WBHs end up being the most abundant population.

Fig. 4 presents a view of the mass distribution of the WBH population (points and diamonds) as a function of its distance to the galactic

center, color-coded according to each of the three WBH types. We find that pairing WBHs are expected to be found at  $1.1^{+2.1}_{-0.8}$  kpc from the galactic center and to have a mass of  $(2.0^{+9.5}_{-1.6} \times 10^3) M_\odot$  (Fig. 4, green square); disrupted WBHs are expected to be found at  $174^{+84}_{-78}$  kpc from the galactic center and to have a mass of  $(2.0^{+7.0}_{-1.7} \times 10^3) M_\odot$  (Fig. 4, red square); and recoiled WBHs are expected to be found at  $182^{+174}_{-92}$  kpc from the galactic center and to have a mass of  $(1.6^{+79}_{-11} \times 10^4) M_\odot$  (Fig. 4, blue square). This picture is coherent with the evolutionary stage of our population of WBHs. Pairing WBHs are in the process of sinking towards their galactic nucleus after the galaxy interaction whereas disrupted and recoiled WBHs are embedded in the DM halos in orbits that can linger in the halo outskirts thanks to large gravitational wave recoils and galaxy disruption processes occurring primarily at the halo outskirts. Delving into the pairing population, these type of WBHs are most likely found in the galactic disk, where the stellar density is higher and the dynamical friction allows for a more efficient sinking. This, in turn, exacerbates the detection of potential compact stellar clusters bound to them, as stellar overdensities in the disk are easily confused with open clusters.

On the other hand, we see that recoiled WBHs showcase higher mass values than the other WBH families. This is expected since recoil events are the result of a coalescence that includes a central

<sup>1</sup> All predicted numbers are computed as the median of the distributions, and the errors as the 20th and 80th-percentiles, respectively.

BH, and central BHs have generally had some time to grow before the merger. A small fraction ( $<0.1\%$ ) of the WBH population in MW-type galaxies does not experience disruption, pairing or recoiled events. This is the case for the *slingshot* wanderers. Slingshot wanderers are the result of a triple BH interaction at the center of a galaxy, which leads to the ejection of the lightest BH (see §2.3.2). Of the 1310 WBHs scattered among 117 MW-type galaxies, only one WBH was tagged as having undergone a slingshot event. When compared to the overall sample of galaxies, slingshot events are slightly more probable, occurring in  $\sim 0.3\%$  of all WBHs.

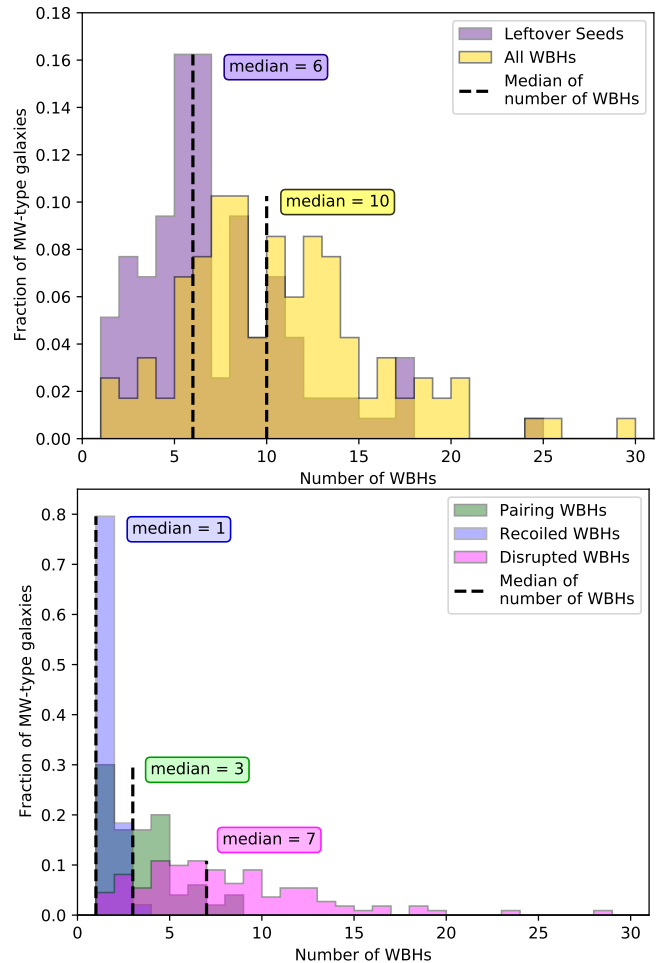
In Fig. 5 we compare our results with the ROMULUS25 hydrodynamic simulation from Tremmel et al. (2018). We find a good agreement in the total number of WBHs expected in a MW-type galaxy ( $\sim 10$ ), and especially in the number of WBHs within 5 kpc of the galactic center ( $\sim 2$ ), which in our case corresponds to the pairing WBH population. However, we find the radial distribution of the non-pairing WBH population to be far more extended than predicted in Tremmel et al. (2018), with  $\sim 60\%$  of all WBHs being farther than 100 kpc from their galactic center (see Fig. 5). This is probably due to the fact that the initial seeding mass for BHs in ROMULUS25 is  $10^6 M_\odot$ , while L-Galaxies uses a lighter distribution ( $100 - 10^4 M_\odot$ ). Since the WBH population in ROMULUS25 has larger masses, the sinking process takes place more efficiently, and therefore WBHs end up closer to the galactic center. It is worth mentioning that ROMULUS25 does not consider multi-body BH interactions nor gravitational wave recoil from BH mergers as wanderer-triggering events for their BHs. In ROMULUS25, a BH is tagged as a wanderer if it is further than 700 pc from the center of its host halo, but no recoiled WBH population is contemplated.

In Fig. 6 we compute the ratio between the total mass of all WBHs in each MW-type galaxy with respect to the mass of their respective central BH, and compare our results with the analysis of the ROMULUS25 simulation from Ricarte et al. 2021a. We find that in L-Galaxies WBHs account for  $2^{+14}_{-1.8}\%$  of the local non-stellar BH mass budget of a MW-type galaxy, which is lower than the  $\sim 10\%$  found by ROMULUS25. The disagreement between these two values is most likely due to the minimum WBH mass in ROMULUS25 being  $10^6 M_\odot$ . In comparison, the minimum WBH mass accounted for in L-Galaxies is  $\sim 100 M_\odot$ , which makes for a more *centralized* distribution of the BH mass budget in the galaxy.

Note that some of the galaxies in our sample have a central BH with a mass significantly lower than the ones predicted by the scaling relations derived from massive galaxies. This is in part because the inclusion of recoil events causes central BHs to be off-center (thus not growing) for even extended periods of time, and partially because in some cases, the galaxy incorporated as central BH is one of the infalling satellites (see Izquierdo-Villalba et al. 2020).

### 3.2 The history of WBHs in MW-type galaxies

The study of the merger history of the WBH population is crucial to improve our understanding of these objects in the current Universe. Fig. 7 shows some of the properties that BHs (points and diamonds) showcase at the time they become wanderers. We find the earliest event of disruption to occur at  $z \sim 14$ , while in the case of recoil events this happens at  $z \sim 7$ , and in the case of pairing at  $z \sim 6$ . Until  $z \sim 5$ , the formation channel for WBHs is heavily dominated by disruption events. These early disruption events result in wanderers that do not continue to grow beyond the upper mass limit of the initial BH seeding given by L-Galaxies, hence being all below  $10^4 M_\odot$ . When focusing exclusively on disruption events, early ones ( $z \geq 5$ ) take place in galaxies with lower metallicities ( $-1.47$  compared to  $-1.12$



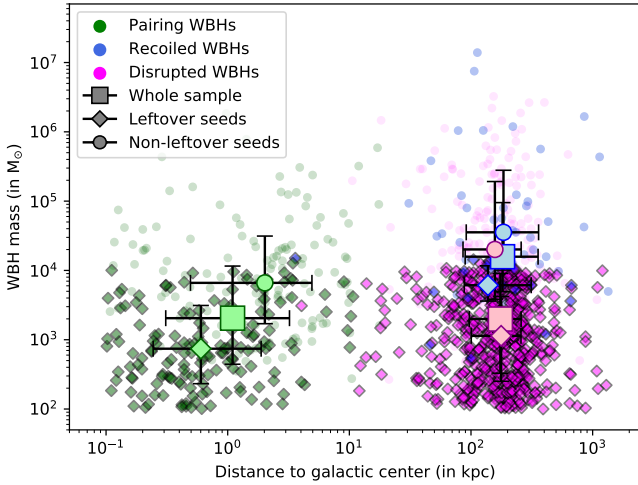
**Figure 3.** Distribution of MW-type galaxies as a function of the number of WBHs that they are hosting. The dashed lines indicate the expected number of WBHs of a given population. **Top.** Fraction of MW galaxies hosting any kind of WBH (yellow) compared to the fraction of MW galaxies hosting leftover seeds (violet). **Bottom.** Fraction of MW galaxies hosting WBHs that have undergone a process of disruption (magenta), an ejection (blue), or that are in the process of forming a binary system with their central BH (green). See more details regarding the formation mechanisms of the WBHs in §2.3.2.

for disruption events at  $z < 5$ ) and are also linked to wanderers that end up wandering in farther orbits at current redshift (193 kpc compared to 169 kpc). This is relevant when trying to detect WBHs in the MW through observational means. As discussed by Greene et al. (2021),  $\sim 100$  BHs with masses  $10^3 - 10^5 M_\odot$  are expected to be wandering in the MW surrounded by  $\sim 1$  pc size stellar clusters containing 500 – 5000 stars. Even though in this work we find a smaller number of putative WBHs, the values found for galactic metallicity in the galaxies of origin can be used to tighten the search for stellar clusters that might still be bound to the wanderers, and that would have once belonged to that same galaxy of origin. Constraining the metallicity values is also useful when proceeding with the isochrone fitting of the stellar population’s color magnitude diagrams (e.g., to verify the old nature of these kind of clusters).

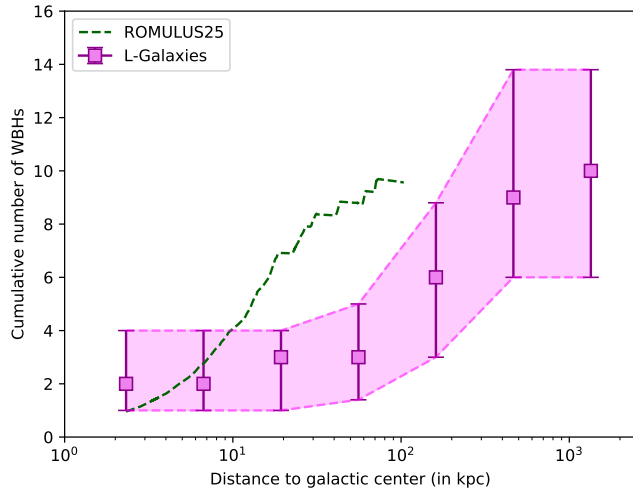
### 3.3 The population of leftover seeds in MW-type galaxies

We study the subsample of WBHs that have not outgrown more than two times their original seeding mass (see 2.5). We find that  $\sim 67\%$





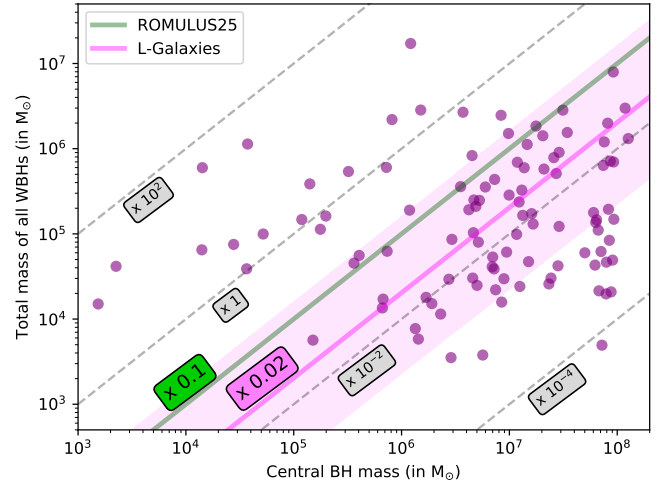
**Figure 4.** Mass distribution of the WBHs in MW-type galaxies as a function of their distance to the galactic center. The WBHs are color-coded according to whether they are in the process of forming a binary system with the central BH of their galaxy (green), whether they have undergone a recoil event (blue) or if they have undergone a disruption event (magenta). The diamond-shaped points represent the population of leftover seeds while the dots their non-leftover counterpart. The big symbols on top of the points indicate the median values of WBH mass and distance to galactic center for the total sample of WBHs (square), the leftover seed subsample (diamond) and the non-leftover seed subsample (circle). The errors represent the 20th and 80th percentile of each distribution.



**Figure 5.** Expected number of WBHs that MW-type galaxies host within a certain distance to their galactic center, with the magenta shaded region indicating the 80th and 20th percentiles. The green dashed line represents the median cumulative number of wandering SMBHs as a function of distance from halo center for all MW-Mass halos in the ROMULUS25 hydrodynamic simulation by Tremmel et al. (2018).

of the WBH population in a MW-type galaxy at  $z = 0$  satisfies this constraint. We also find that all of the MW-type galaxies host at least one or more leftover seed, with the median number per galaxy being  $6^{+4}_{-2}$  (see Fig. 3, Top).

Of the 117 MW-type galaxies,  $\sim 93\%$  of them host at least one disrupted leftover seed, with the expected number being  $5^{+3}_{-2}$  for this type of seed;  $\sim 72\%$  of MW-type galaxies host one or more pairing leftover seeds, with the expected number being  $1^{+2}_{-0}$ ; and  $\sim 12\%$  of



**Figure 6.** The magenta dots show the relation between the total WBH mass of the MW galaxies as a function of the mass of their central BHs. Only those MW-type galaxies hosting a central BH are shown (103 out of 117). The magenta line indicates the median of the ratio for MW-type galaxies in our simulation, while the shaded area indicates the 20th and 80th percentiles. We find that WBHs in a MW-type galaxy have a combined total mass that represents a  $\sim 2\%$  with respect to the mass of their central BH. The green line indicates the same ratio in the hydrodynamic simulation ROMULUS25, as extracted from Ricarte et al. (2021a), where they find a ratio of  $\sim 10\%$ . Grey dotted lines have been added for visual reference, showing ratios of mass separated by two orders of magnitude.

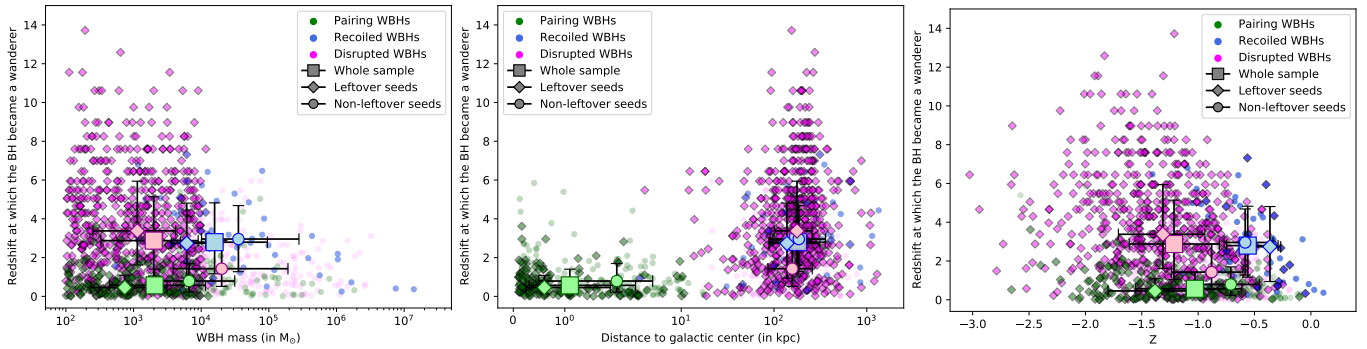
MW-type galaxies host one or more recoiled leftover seeds, with the expected number being  $1^{+0}_{-0}$ . When compared with the overall sample of WBHs, it seems that leftover seeds are less affected by recoiled events. This can be explained by the fact that recoiled WBHs are generally the most massive of the three families, and since leftover seeds are defined as having a limit in growth, it is expected that fewer of them will be tagged as recoiled leftover seeds.

The diamond-shaped points in Fig. 4 showcase the mass distribution of the leftover seed wandering population as a function of its distance to the galactic center, color-coded according to each of the three formation mechanisms. We find that pairing seeds are expected to be found at  $0.6^{+1.3}_{-0.4}$  kpc from the galactic center and to have a mass of  $(0.7^{+2.4}_{-0.5} \times 10^3) M_{\odot}$ ; disrupted seeds are expected to be found at  $177^{+81}_{-76}$  kpc from the galactic center and to have a mass of  $(1.1^{+3.1}_{-0.9} \times 10^3) M_{\odot}$ ; and recoiled seeds are expected to be found at  $138^{+175}_{-50}$  kpc from the galactic center and to have a mass of  $(6.1^{+5.5}_{-2.5} \times 10^3) M_{\odot}$ . When compared to the sample of non-leftover seeds, disrupted seeds are  $\sim 13\%$  farther from the galactic center; recoiled seeds are  $\sim 25\%$  closer to the galactic center; and pairing seeds are  $\sim 70\%$  closer to the galactic center.

As per the merger history, we find that the majority of WBHs in MW-type galaxies (both leftover seeds and non-leftover seeds) that became wanderers at high redshift are most likely tagged as disrupted (see Fig. 7). This is probably due to pairing and recoiled WBHs being the result of a galaxy merger that requires a satellite galaxy to sink into a massive DM halo, therefore occurring at a later time in the simulation.

We also compare the expected wandering event redshift of a leftover seed to its non-leftover counterpart. We find that disrupted seeds become wanderers at a higher redshift ( $\sim 3.4$  vs  $\sim 1.4$ ); pairing seeds become wanderers at a lower redshift ( $\sim 0.4$  vs  $\sim 0.8$ ); and recoiled





**Figure 7.** Redshift at which WBHs first became wanderers versus their current mass (left), distance to galactic center (middle), and the metallicity of the galaxy where the wandering event takes place (right). The colors and symbols used are the same as in Fig. 4. Note that in the middle Figure, the blue and red squares representing the whole sample medians of the recoiled and disrupted populations respectively, overlap in the same space.

seeds and non-seeds have very similar redshifts of formation. In the case of the disrupted population, this is most likely due to BHs drastically slowing their growth rate once becoming wanderers. That would explain why the majority of leftover seeds experience their disruption event at a higher redshift compared to their non-leftover counterparts, which have had more time to continue their growth. In the case of the pairing population, leftover seeds are tagged as *pairing* at a lower redshift probably due to being hosted by galaxies with a lower mass compared to their non-leftover counterparts. This means that pairing seeds would sink slower into the galactic core due to experiencing less dynamical friction. Finally, in the case of the recoiled population, especially the recoiled seeds, we find very low numbers, as expected.

Finally, We compare the leftover and non-leftover populations in terms of the metallicity of the galaxy that originally hosted them (Fig. 7, right). We find that disrupted and pairing leftover seeds come from more metal-poor galaxies than non-leftover seeds ( $-1.3$  vs  $-0.9$  in the case of disrupted ones and  $-1.4$  vs  $-0.7$  in the case of pairing ones). This is most likely due to old, low-mass, low-metallicity galaxies being the ones to host BHs that have little to no growth during their lives. In the case of the recoiled WBHs (both leftover seeds and non-leftover seeds), the metallicity  $Z$  does not correspond to the galaxy that originally hosted the BH, but rather the one where the coalescence process took place. We find that, in contrast to disrupted and pairing leftover seeds, recoiled seeds come from more metal-rich environments ( $-0.4$  vs  $-0.6$ ). Despite  $\sim 70\%$  of the recoiled seed population being related to galactic environments with metallicity  $Z > -0.5$ , only  $\sim 30\%$  of their non-leftover counterparts are found in that regime.

### 3.4 The impact of BH seeding efficiency on the population of WBHs

We study the effects of varying the initial seeding prescription of L-Galaxies on the merger history of the WBH population. We do so by running the model on two new seeding prescriptions: a boosted one where the seeding probability  $\mathcal{P}$  is doubled with respect to the fiducial model, and a weaker one where the probability is halved (see §2.3 for more details).

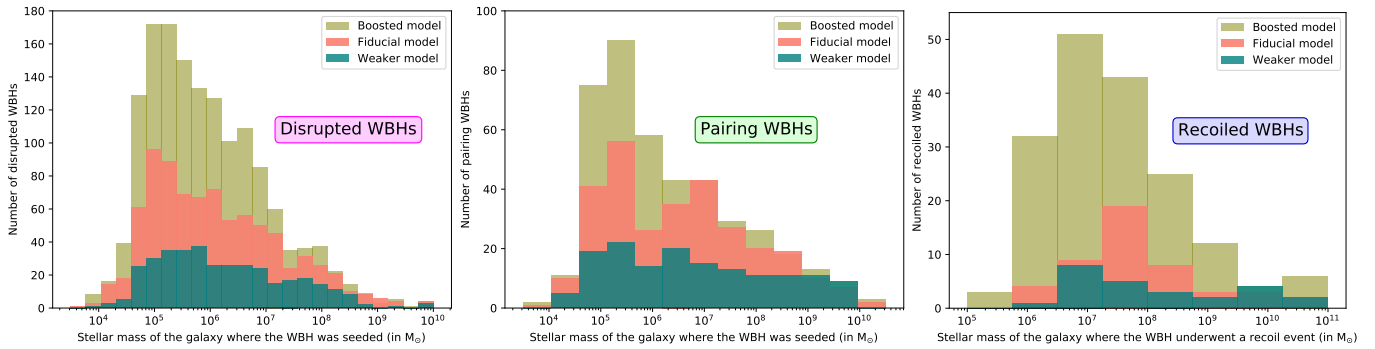
#### 3.4.1 The global population of WBHs in MW-type galaxies

We do not show the plots here to not overcrowd the paper, but we compared the WBH population in the boosted and weaker models to

the fiducial one. In the boosted model, a typical MW galaxy hosts 50% more WBHs, with masses  $\sim 10\%$  smaller for the non-pairing WBHs and  $\sim 25\%$  smaller for the pairing ones. In the weaker model, a typical MW galaxy hosts 50% fewer WBHs, with masses  $\sim 20\%$  greater for the non-pairing WBHs and  $\sim 85\%$  greater for the pairing ones. As per the locations of the WBHs within the galaxy, we find that the distance to the galactic center of all the wandering populations is invariant to the seeding probability of the model.

We also study the seeding probability's effect in the WBH population's merger history. Fig. 8 showcases the distribution of the number of WBHs per bin of stellar mass of the galaxy that hosted them when becoming wanderers. As expected, a higher seeding probability in the early Universe results in a greater amount of galaxies hosting the type of BHs that will later become wanderers in MW-type galaxies. However, we see an inverted correlation between the expected stellar mass of the host galaxy and the seeding probability of its model. This correlation can be observed in the disrupted WBH population, which is the largest of the three samples, where host galaxies in the boosted model have an expected stellar mass of  $(5.8 \times 10^5) M_\odot$ , while the fiducial and weaker models showcase bigger ones ( $8.0 \times 10^5 M_\odot$  and  $1.2 \times 10^6 M_\odot$ , respectively). The pairing WBH population mirrors this behavior with the boosted, fiducial and weaker models having an expected stellar mass for the host galaxies of  $8.9 \times 10^5 M_\odot$ ,  $2.6 \times 10^6 M_\odot$  and  $3.8 \times 10^6 M_\odot$  respectively. The same applies for the recoiled WBH population, with the boosted, fiducial and weaker models being, in this case,  $1.8 \times 10^7 M_\odot$ ,  $5.5 \times 10^7 M_\odot$  and  $6.2 \times 10^7 M_\odot$  respectively. However, the overall higher expected mass of the three models in the recoiled population (at least when compared to the other two populations) is due to L-Galaxies not considering the stellar mass of the galaxy where the WBH was originally seeded (as it was the case for the disrupted and pairing populations), but rather the central galaxy where the coalescence and subsequent recoil took place.

To explain the inverse correlation between the seeding probability and the expected stellar mass of galaxies during the merger history, we need to take into account that low-mass galaxies are the most abundant type of galaxies at high- $z$ . This means that an increase in the initial seeding probability will have a greater effect on them, making them much more likely to host a central BH. Hence, we can argue that the larger the number of low-mass galaxies seeded with central BHs, the larger the number of small galaxies undergoing a merger event where a BH is deposited, and therefore the smaller the average stellar mass of that type of galaxy. Also, a boosted seeding model is related to a highly active merger history that forces an earlier



**Figure 8.** Number of disrupted (left), pairing (middle), and recoiled (right) WBHs as a function of the stellar mass of the galaxy that hosted them originally. In the case of the recoiled WBHs (right), the x-axis does not represent the stellar mass of the galaxy where the WBHs were first seeded, but rather the galaxy with which the BH-BH fusion and the subsequent recoil took place. The fiducial model is shown in red, while a version with boosted BH seeding is shown in olive and a weaker one in blue (see §2.3 for more details).

transition of central BHs into wanderers. In such cases, the galaxies hosting them would not have as much time to grow as those affected by a fiducial seeding. On the other hand, a weaker seeding is related to an early Universe characterized by a merger-deprived galactic evolution, where galaxies that contain central BHs have more time to merge with each other until they find one that indeed hosts a central BH and triggers a wandering event.

### 3.4.2 The population of leftover seeds in MW-type galaxies

We study the effects of varying the BH seeding prescription in the leftover seed population. In the boosted model, a typical MW galaxy hosts  $\sim 80\%$  more leftover seeds, with masses  $\sim 5\%$  smaller for the non-pairing seeds and  $\sim 10\%$  smaller for the pairing ones. In the weaker model, a typical MW galaxy hosts  $50\%$  fewer leftover seeds, with masses  $\sim 10\%$  smaller for the non-pairing seeds and  $\sim 40\%$  greater for the pairing ones. As per the locations of the leftover seeds within the galaxy, we find again invariability except for two of the WBH populations of the boosted model which are located farther from the galactic center compared to the fiducial model;  $\sim 35\%$  in the case of the pairing population, and  $\sim 45\%$  in the case of the recoiled one.

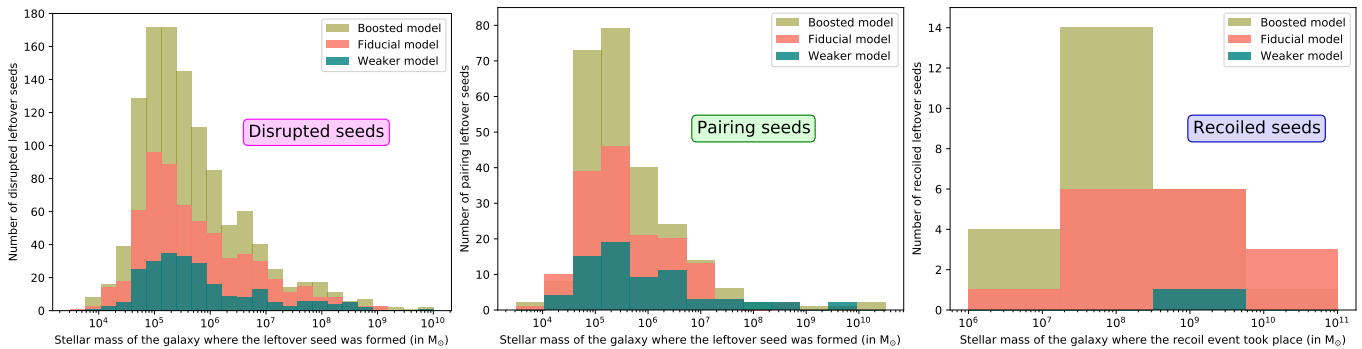
As per the effect of the seeding prescription in the leftover seeds' merger history, Fig. 9 displays the distribution of the number of leftover seeds per bin of stellar mass of the galaxy that hosted them when becoming wanderers. The same inverse correlation between seeding probability and stellar mass can be observed also for the leftover seeds. In the disrupted population, the stellar mass of the host galaxy increased from  $2.8 \times 10^5 M_\odot$  in the boosted model, to  $3.1 \times 10^5 M_\odot$  in the fiducial and  $3.6 \times 10^5 M_\odot$  in the weaker one. The same applies for the pairing population, where the stellar mass increases from  $2.3 \times 10^5 M_\odot$  in the boosted model, to  $2.4 \times 10^5 M_\odot$  in the fiducial and  $3.9 \times 10^5 M_\odot$  in the weaker one. Even though the recoiled population has too little data compared to the other two, it is clear that the inverse correlation also applies for the leftover seed population.

## 4 CONCLUSIONS

We have utilized the semi-analytical model L-Galaxies to characterize the WBH population of MW-type galaxies at  $z = 0$ . We divide the wandering population in three categories: disrupted WBHs (BHs

from satellite galaxies that got disrupted by tidal forces upon entering a massive DM halo), pairing WBHs (BHs hosted by satellite galaxies that managed to reach and merge with a central galaxy and are now sinking towards the galactic core) and recoiled WBHs (BHs that got ejected into a bound orbit as the result of a pairing WBH merging with the central BH of a galaxy). We also study the population of leftover seeds, which in this work are defined as WBHs that have not grown more than twice their original seeding mass. We extract the following conclusions:

- A typical MW galaxy is expected to host  $\sim 10$  WBHs,  $\sim 70\%$  of which have undergone a disruption event,  $\sim 25\%$  are in the process of forming a binary system with the central BH and  $\sim 5\%$  have undergone a recoil event. They account for  $\sim 2\%$  of the total BH mass budget of the galaxy.
- The locations of WBHs within the galaxy correlate with their formation scenario. While pairing WBHs are concentrated at  $\leq 1$  kpc from the galactic nucleus on the stellar disk, disrupted and recoiled are found  $\geq 100$  kpc away from it. Such small and large distances might hinder their observational detection and explain the absence of strong observational evidence of WBHs in the MW.
- A typical WBH has an expected mass of  $\sim 2 \times 10^3 M_\odot$ , but recoiled WBHs, which have undergone a coalescence event, are predicted to have a mass one order of magnitude higher.
- While the total number of expected WBHs in a MW-type galaxy is in agreement with the prediction by Tremmel et al. (2018) using the hydrodynamic simulation ROMULUS25, we find a higher spread in the radial distribution. This could be explained by ROMULUS25 having higher seed masses and thus WBHs probably infalling in shorter timescales. Also, L-Galaxies takes into account the recoil scenario when studying the WBH populations.
- A typical MW galaxy is expected to host  $\sim 6$  leftover seed BHs, which we define in this work as WBHs that have not outgrown more than twice their original seeding mass. Non-pairing leftover seeds are located  $\sim 14\%$  farther from the galactic center compared to their non-leftover counterparts. Pairing seeds, however, are expected  $\sim 70\%$  closer to the galactic center.
- Leftover seeds come from more metal-poor galaxies than non-leftover seeds ( $-1.4$  compared to  $-0.8$ ). This difference in the metallicity of the stellar environment surrounding them could be used when searching for hyper-compact clusters (Greene et al. 2021).
- We have also analyzed the impact of varying the BH seeding prescription of L-Galaxies. We find that a higher seeding prescription leads to an increase of low-mass galaxies hosting central BHs at



**Figure 9.** Number of disrupted (left), pairing (middle), and recoiled (right) leftover seeds as a function of the stellar mass of the galaxy that hosted them originally. In the case of the recoiled seeds (right), the x-axis does not represent the stellar mass of the galaxy where the leftover seeds were first formed, but rather the galaxy with which the BH-BH fusion and the subsequent recoil took place. The fiducial model is shown in red, while a version with boosted BH seeding is shown in olive and a weaker one in blue (see §2.3 for more details).

high- $z$ . This in turn provokes that more satellite galaxies are likely to leave their central BH as wanderers of the new DM host.

Overall we find that WBHs are either located within 1 kpc of the galactic center —most likely on the stellar disk— or more than 100 kpc away from it, making them difficult to detect. The wide spread in metallicity found in the galaxies that hosted the WBHs before they became wanderers could be an indicator of the range of metallicities of the compact stellar populations that are predicted to be bound around WBHs. In a future work we will explore this in more depth by modeling clusters of stars around the WBHs.

## 5 DATA AVAILABILITY

This work is based on an extension of the 2015 public version of the Munich model of galaxy formation and evolution L-Galaxies, available at <http://galformod.mpagarching.mpg.de/public/LGalaxies/>.

## 6 ACKNOWLEDGEMENTS

S.B. acknowledges support from the Spanish Ministerio de Ciencia e Innovación through project PID2021-124243NB-C21. D.I.V. acknowledges the financial support provided under the European Union’s H2020 ERC Consolidator Grant “Binary Massive Black Hole Astrophysics” (B Massive, Grant Agreement: 818691). M.M. acknowledges support from the Spanish Ministry of Science and Innovation through the project PID2021-124243NB-C22. This project was also partially supported by the program Unidad de Excelencia María de Maeztu CEX2020-001058-M. D.S. acknowledges support from the National Key R&D Program of China (grant No. 2018YFA0404503), the National Science Foundation of China (grant No. 12073014), the science research grants from the China Manned Space Project with No. CMS-CSST-2021-A05, and the Tsinghua University Initiative Scientific Research Program (No. 20223080023).

## REFERENCES

Adams N., et al., 2023, *Monthly Notices of the Royal Astronomical Society*, 518, 4755  
 Banados E., et al., 2018, *Nature*, 553, 473

Barrows R. S., Mezcua M., Comerford J. M., 2019, *The Astrophysical Journal*, 882, 181  
 Bash F., Gebhardt K., Goss W., Bout P. V., 2007, *The Astronomical Journal*, 135, 182  
 Baumgardt H., et al., 2019, *Monthly Notices of the Royal Astronomical Society*, 488, 5340  
 Begelman M. C., Blandford R. D., Rees M. J., 1980, *Nature*, 287, 307  
 Bellovary J. M., Governato F., Quinn T. R., Wadsley J., Shen S., Volonteri M., 2010, *The Astrophysical Journal Letters*, 721, L148  
 Binney J., Tremaine S., 2008, *Galactic Dynamics: Second Edition*  
 Bohn T., Canalizo G., Veilleux S., Liu W., 2021, *The Astrophysical Journal*, 911, 70  
 Bonetti M., Haardt F., Sesana A., Barausse E., 2018, *Monthly Notices of the Royal Astronomical Society*, 477, 3910  
 Bonoli S., Marulli F., Springel V., White S. D., Branchini E., Moscardini L., 2009, *Monthly Notices of the Royal Astronomical Society*, 396, 423  
 Boylan-Kolchin M., Springel V., White S. D., Jenkins A., Lemson G., 2009, *Monthly Notices of the Royal Astronomical Society*, 398, 1150  
 Bromm V., Loeb A., 2003, *The Astrophysical Journal*, 596, 34  
 Castellano M., et al., 2022, *The Astrophysical Journal Letters*, 938, L15  
 Chilingarian I. V., Katkov I. Y., Zolotukhin I. Y., Grishin K. A., Beletsky Y., Boutsia K., Osip D. J., 2018, *The Astrophysical Journal*, 863, 1  
 Coleman Miller M., Hamilton D. P., 2002, *Monthly Notices of the Royal Astronomical Society*, 330, 232  
 Comerford J. M., Pooley D., Barrows R. S., Greene J. E., Zakamska N. L., Madejski G. M., Cooper M. C., 2015, *The Astrophysical Journal*, 806, 219  
 Croton D. J., et al., 2006, *Monthly Notices of the Royal Astronomical Society*, 365, 11  
 Cseh D., Kaaret P., Corbel S., Körding E., Coriat M., Tzioumis A., Lanzoni B., 2010, *Monthly Notices of the Royal Astronomical Society*, 406, 1049  
 Davis S. W., Narayan R., Zhu Y., Barret D., Farrell S. A., Godet O., Servillat M., Webb N. A., 2011, *The Astrophysical Journal*, 734, 111  
 Decarli R., et al., 2018, *The Astrophysical Journal*, 854, 97  
 Devecchi B., Volonteri M., 2009, *The Astrophysical Journal*, 694, 302  
 Dong X., et al., 2007, *The Astrophysical Journal*, 657, 700  
 Dong X.-B., Ho L. C., Yuan W., Wang T.-G., Fan X., Zhou H., Jiang N., 2012, *The Astrophysical Journal*, 755, 167  
 Eisenstein D. J., Loeb A., 1994, *arXiv preprint astro-ph/9401016*  
 Fan X., et al., 2001, *The Astronomical Journal*, 122, 2833  
 Fan X., et al., 2003, *The Astronomical Journal*, 125, 1649  
 Farrell S. A., Webb N. A., Barret D., Godet O., Rodrigues J. M., 2009, *Nature*, 460, 73  
 Ferrara A., Salvadori S., Yue B., Schleicher D., 2014, *Monthly Notices of the Royal Astronomical Society*, 443, 2410  
 Filippenko A. V., Sargent W. L., 1989, *Astrophysical Journal, Part 2-Letters (ISSN 0004-637X)*, vol. 342, July 1, 1989, p. L11-L14. Research sup-

- ported by the University of California., 342, L11
- Fischer S., Iserlohe C., Zuther J., Bertram T., Straubmeier C., Schödel R., Eckart A., 2006, *Astronomy & Astrophysics*, 452, 827
- Fryer C., Woosley S., Heger A., 2001, *The Astrophysical Journal*, 550, 372
- Giallongo E., et al., 2015, *Astronomy & Astrophysics*, 578, A83
- Giersz M., Leigh N., Hypki A., Lützgendorf N., Askar A., 2015, *Monthly Notices of the Royal Astronomical Society*, 454, 3150
- González J., Guzmán F., 2018, *Physical Review D*, 97, 063001
- Greene J. E., 2012, *Nature Communications*, 3, 1304
- Greene J. E., Ho L. C., 2004, *The Astrophysical Journal*, 610, 722
- Greene J. E., Ho L. C., 2007, *The Astrophysical Journal*, 670, 92
- Greene J. E., et al., 2019, arXiv preprint arXiv:1903.08670
- Greene J. E., Strader J., Ho L. C., 2020, *Annual Review of Astronomy and Astrophysics*, 58, 257
- Greene J. E., et al., 2021, *The Astrophysical Journal*, 917, 17
- Guo Q., et al., 2011, *Monthly Notices of the Royal Astronomical Society*, 413, 101
- Haggard D., Cool A. M., Heinke C. O., Van der Marel R., Cohn H. N., Lugger P. M., Anderson J., 2013, *The Astrophysical Journal Letters*, 773, L31
- Heger A., Woosley S. E., 2002, *The Astrophysical Journal*, 567, 532
- Heger A., Fryer C. L., Woosley S. E., Langer N., Hartmann D. H., 2003, *The Astrophysical Journal*, 591, 288
- Henriques B. M., White S. D., Thomas P. A., Angulo R., Guo Q., Lemson G., Springel V., Overzier R., 2015, *Monthly Notices of the Royal Astronomical Society*, 451, 2663
- Hopkins P. F., Hernquist L., 2009, *ApJ*, 698, 1550
- Inayoshi K., Visbal E., Haiman Z., 2020, *Annual Review of Astronomy and Astrophysics*, 58, 27
- Izotov Y. I., Thuan T. X., Guseva N. G., 2007, *The Astrophysical Journal*, 671, 1297
- Izquierdo-Villalba D., Bonoli S., Spinoso D., Rosas-Guevara Y., Henriques B. M. B., Hernández-Monteagudo C., 2019, *MNRAS*, 488, 609
- Izquierdo-Villalba D., Bonoli S., Dotti M., Sesana A., Rosas-Guevara Y., Spinoso D., 2020, *Monthly Notices of the Royal Astronomical Society*, 495, 4681
- Izquierdo-Villalba D., Sesana A., Bonoli S., Colpi M., 2022, *MNRAS*, 509, 3488
- Izquierdo-Villalba D., Colpi M., Volonteri M., Spinoso D., Bonoli S., Sesana A., 2023, *A&A*, 677, A123
- Jiang F., Dekel A., Freundlich J., van den Bosch F. C., Green S. B., Hopkins P. F., Benson A., Du X., 2021, *Monthly Notices of the Royal Astronomical Society*, 502, 621
- Jonker P., Torres M., Fabian A., Heida M., Miniutti G., Pooley D., 2010, arXiv preprint arXiv:1004.5379
- Kaaret P., Prestwich A., Zezas A., Murray S., Kim D.-W., Kilgard R., Schlegel E., Ward M., 2001, *Monthly Notices of the Royal Astronomical Society*, 321, L29
- Kim M., et al., 2015, *The Astrophysical Journal*, 814, 8
- King A. R., Dehnen W., 2005, *Monthly Notices of the Royal Astronomical Society*, 357, 275
- Kızıltan B., Baumgardt H., Loeb A., 2017, *Nature*, 542, 203
- Kong A. K., 2007, *The Astrophysical Journal*, 661, 875
- Kruijssen J. D., Pfeffer J. L., Reina-Campos M., Crain R. A., Bastian N., 2019, *Monthly Notices of the Royal Astronomical Society*, 486, 3180
- Kunth D., Sargent W., Bothun G., 1987, *Astronomical Journal (ISSN 0004-6256)*, vol. 93, Jan. 1987, p. 29-32., 93, 29
- Licquia T., Newman J., 2013, in *American Astronomical Society Meeting Abstracts# 221*. pp 254–11
- Lin D., et al., 2016, *The Astrophysical Journal*, 821, 25
- Lin D., et al., 2018, *Nature Astronomy*, 2, 656
- Lin D., et al., 2020, *The Astrophysical Journal Letters*, 892, L25
- Lodato G., Natarajan P., 2006, *Monthly Notices of the Royal Astronomical Society*, 371, 1813
- Loeb A., Rasio F. A., 1994, arXiv preprint astro-ph/9401026
- Lousto C. O., Zlochower Y., Dotti M., Volonteri M., 2012, *Phys. Rev. D*, 85, 084015
- Maccarone T. J., Servillat M., 2008, *Monthly Notices of the Royal Astronomical Society*, 389, 379
- Maccarone T. J., Fender R. P., Tzioumis A. K., 2005, *Monthly Notices of the Royal Astronomical Society: Letters*, 356, L17
- Madau P., Rees M. J., 2001, *The Astrophysical Journal*, 551, L27
- Maiolino R., et al., 2023, arXiv preprint arXiv:2305.12492
- Mapelli M., 2016, *Monthly Notices of The Royal Astronomical Society*, 459, 3432
- Marulli F., Bonoli S., Branchini E., Gilli R., Moscardini L., Springel V., 2009, *Monthly Notices of the Royal Astronomical Society*, 396, 1404
- Matsumoto H., Tsuru T., Koyama K., Awaki H., Canizares C., Kawai N., Matsushita S., Kawabe R., 2001, *The Astrophysical Journal*, 547, L25
- Matsuoka Y., et al., 2019, *The Astrophysical Journal Letters*, 872, L2
- Mayer L., Bonoli S., 2018, *Reports on Progress in Physics*, 82, 016901
- Mezcua M., 2017, *International Journal of Modern Physics D*, 26, 11
- Mezcua M., 2019, *Nature Astronomy*, 3, 6
- Mezcua M., 2020, *Proceedings of the International Astronomical Union*, 15, 238
- Mezcua M., Lobanov A., 2011, *Astronomische Nachrichten*, 332, 379
- Mezcua M., Sánchez H. D., 2020, *The Astrophysical Journal Letters*, 898, L30
- Mezcua M., Sánchez H. D., 2024, *Monthly Notices of the Royal Astronomical Society*, p. stae292
- Mezcua M., Farrell S., Gladstone J. C., Lobanov A., 2013a, *Monthly Notices of the Royal Astronomical Society*, 436, 1546
- Mezcua M., Roberts T., Sutton A., Lobanov A., 2013b, *Monthly Notices of the Royal Astronomical Society*, 436, 3128
- Mezcua M., Roberts T., Lobanov A., Sutton A. D., 2015, *Monthly Notices of the Royal Astronomical Society*, 448, 1893
- Mezcua M., Civano F., Fabbiano G., Miyaji T., Marchesi S., 2016, *The Astrophysical Journal*, 817, 20
- Mezcua M., Kim M., Ho L., Lonsdale C., 2018, *Monthly Notices of the Royal Astronomical Society: Letters*, 480, L74
- Mezcua M., Suh H., Civano F., 2019, *Monthly Notices of the Royal Astronomical Society*, 488, 685
- Mortlock D. J., et al., 2011, *Nature*, 474, 616
- Murphy G. G., Yates R. M., Mohamed S. S., 2022, *Monthly Notices of the Royal Astronomical Society*, 510, 1945
- Naidu R. P., et al., 2022, *The Astrophysical Journal Letters*, 940, L14
- Nguyen D. D., et al., 2018, *The Astrophysical Journal*, 858, 118
- O’Leary R. M., Loeb A., 2009, *Monthly Notices of the Royal Astronomical Society*, 395, 781
- O’Leary R. M., Loeb A., 2012, *Monthly Notices of the Royal Astronomical Society*, 421, 2737
- O’leary R. M., Rasio F. A., Fregeau J. M., Ivanova N., O’Shaughnessy R., 2006, *The Astrophysical Journal*, 637, 937
- Pasham D. R., Strohmayer T. E., Mushotzky R. F., 2014, *Nature*, 513, 74
- Planck Collaboration P., et al., 2014, *A&A*, 571, A16
- Pooley D., Rappaport S., 2006, *The Astrophysical Journal Letters*, 644, L45
- Rashkov V., Madau P., 2013, *The Astrophysical Journal*, 780, 187
- Reines A. E., Comastri A., 2016, *Publications of the Astronomical Society of Australia*, 33, e054
- Reines A. E., Sivakoff G. R., Johnson K. E., Brogan C. L., 2011, *Nature*, 470, 66
- Reines A. E., Greene J. E., Geha M., 2013, *The Astrophysical Journal*, 775, 116
- Reines A. E., Plotkin R. M., Russell T. D., Mezcua M., Condon J. J., Sivakoff G. R., Johnson K. E., 2014, *The Astrophysical Journal Letters*, 787, L30
- Reines A. E., Condon J. J., Darling J., Greene J. E., 2020, *The Astrophysical Journal*, 888, 36
- Ricarte A., Tremmel M., Natarajan P., Zimmer C., Quinn T., 2021a, *Monthly Notices of the Royal Astronomical Society*, 503, 6098
- Ricarte A., Tremmel M., Natarajan P., Quinn T., 2021b, *The Astrophysical Journal Letters*, 916, L18
- Salehirad S., Reines A. E., Molina M., 2022, *The Astrophysical Journal*, 937, 7
- Silk J., Arons J., 1975, *The Astrophysical Journal*, 200, L131
- Soria R., Hau G. K., Pakull M. W., 2013, *The Astrophysical Journal Letters*, 768, L22



- Spera M., Mapelli M., 2017, *Monthly Notices of the Royal Astronomical Society*, 470, 4739
- Spinoso D., Bonoli S., Valiante R., Schneider R., Izquierdo-Villalba D., 2023, *Monthly Notices of the Royal Astronomical Society*, 518, 4672
- Springel V., White S. D., Tormen G., Kauffmann G., 2001, *Monthly Notices of the Royal Astronomical Society*, 328, 726
- Springel V., et al., 2005, *nature*, 435, 629
- Strader J., Chomiuk L., Maccarone T. J., Miller-Jones J. C., Seth A. C., Heinke C. O., Sivakoff G. R., 2012, *The Astrophysical Journal Letters*, 750, L27
- Sutherland R. S., Dopita M. A., 1993, *The Astrophysical Journal Supplement Series*, 88, 253
- Sutton A. D., Roberts T. P., Walton D. J., Gladstone J. C., Scott A. E., 2012, *Monthly Notices of the Royal Astronomical Society*, 423, 1154
- Tremmel M., Governato F., Volonteri M., Pontzen A., Quinn T. R., 2018, *The Astrophysical Journal Letters*, 857, L22
- Tremou E., et al., 2018, *The Astrophysical Journal*, 862, 16
- Ulvestad J. S., Greene J. E., Ho L. C., 2007, *The Astrophysical Journal Letters*, 661, L151
- Venemans B., et al., 2013, *The Astrophysical Journal*, 779, 24
- Volonteri M., 2010, *The Astronomy and Astrophysics Review*, 18, 279
- Volonteri M., Perna R., 2005, *Monthly Notices of the Royal Astronomical Society*, 358, 913
- Volonteri M., Haardt F., Madau P., 2003, *The Astrophysical Journal*, 582, 559
- Volonteri M., Habouzit M., Colpi M., 2021, *Nature Reviews Physics*, 3, 732
- Wang F., et al., 2021, *The Astrophysical Journal Letters*, 907, L1
- Webb N., et al., 2012, *Science*, 337, 554
- Weller E. J., Pacucci F., Hernquist L., Bose S., 2022, *Monthly Notices of the Royal Astronomical Society*, 511, 2229
- White S. D., Frenk C. S., 1991, *Astrophysical Journal*, Part 1 (ISSN 0004-637X), vol. 379, Sept. 20, 1991, p. 52-79. Research supported by NASA, NSF, and SERC., 379, 52
- White S. D., Rees M. J., 1978, *Monthly Notices of the Royal Astronomical Society*, 183, 341
- Willott C. J., et al., 2007, *The Astronomical Journal*, 134, 2435
- Willott C. J., et al., 2010, *The Astronomical Journal*, 139, 906
- Wrobel J., Nyland K., 2020, arXiv preprint arXiv:2007.12093
- Wrobel J., Nyland K., Miller-Jones J., 2015, *The Astronomical Journal*, 150, 120
- Wu X.-B., et al., 2015, *Nature*, 518, 512